



INTERNATIONAL APPLICATION PUBLISHED UNDER THE PATENT COOPERATION TREATY (PCT)

(51) International Patent Classification⁵ : C12N 9/42, 15/56 // C11D 3/386	A1	(11) International Publication Number: WO 94/07998 (43) International Publication Date: 14 April 1994 (14.04.94)																								
(21) International Application Number: PCT/DK93/00327 (22) International Filing Date: 6 October 1993 (06.10.93) (30) Priority data: <table border="0"> <tr><td>1225/92</td><td>6 October 1992 (06.10.92)</td><td>DK</td></tr> <tr><td>1224/92</td><td>6 October 1992 (06.10.92)</td><td>DK</td></tr> <tr><td>1223/92</td><td>6 October 1992 (06.10.92)</td><td>DK</td></tr> <tr><td>1222/92</td><td>6 October 1992 (06.10.92)</td><td>DK</td></tr> <tr><td>1221/92</td><td>6 October 1992 (06.10.92)</td><td>DK</td></tr> <tr><td>1515/92</td><td>18 December 1992 (18.12.92)</td><td>DK</td></tr> <tr><td>1513/92</td><td>18 December 1992 (18.12.92)</td><td>DK</td></tr> <tr><td>1543/92</td><td>23 December 1992 (23.12.92)</td><td>DK</td></tr> </table> (71) Applicant (for all designated States except US): NOVO NORDISK A/S [DK/DK]; Novo Allé, DK-2880 Bagsvaerd (DK).		1225/92	6 October 1992 (06.10.92)	DK	1224/92	6 October 1992 (06.10.92)	DK	1223/92	6 October 1992 (06.10.92)	DK	1222/92	6 October 1992 (06.10.92)	DK	1221/92	6 October 1992 (06.10.92)	DK	1515/92	18 December 1992 (18.12.92)	DK	1513/92	18 December 1992 (18.12.92)	DK	1543/92	23 December 1992 (23.12.92)	DK	(72) Inventors; and (75) Inventors/Applicants (for US only) : SCHÜLEIN, Martin [DK/DK]; Wiedeweltsgade 51, DK-2100 København Ø (DK). FREDHOLM, Henrik [DK/DK]; Ålborggade 23, 2.th, DK-2100 København Ø (DK). HJORT, Carsten, Mailand [DK/DK]; Gåseageren 43, DK-4000 Roskilde (DK). RASMUSSEN, Grethe [DK/DK]; Strandvejen 89A, st.th, DK-2100 København Ø (DK). NIELSEN, Egon [DK/DK]; Niels W. Gades Gade 33, st., DK-2100 København Ø (DK). ROSHOLM, Peter [DK/DK]; Rosenvængets Sideallé 3, 1.tv, DK-2100 København Ø (DK). (74) Common Representative: NOVO NORDISK A/S; Attn: Patent Department, Novo Allé, DK-2880 Bagsvaerd (DK). (81) Designated States: BR, FI, JP, KR, US, European patent (AT, BE, CH, DE, DK, ES, FR, GB, GR, IE, IT, LU, MC, NL, PT, SE). Published <i>With international search report.</i>
1225/92	6 October 1992 (06.10.92)	DK																								
1224/92	6 October 1992 (06.10.92)	DK																								
1223/92	6 October 1992 (06.10.92)	DK																								
1222/92	6 October 1992 (06.10.92)	DK																								
1221/92	6 October 1992 (06.10.92)	DK																								
1515/92	18 December 1992 (18.12.92)	DK																								
1513/92	18 December 1992 (18.12.92)	DK																								
1543/92	23 December 1992 (23.12.92)	DK																								
(54) Title: CELLULASE VARIANTS																										
(57) Abstract <p>A cellulase variant of a parent cellulase, e.g. a cellulase classified in family 45 such as a <i>Humicola insolens</i> 43 kD endoglucanase, comprising a cellulose binding domain (CBD), a catalytically active domain (CAD) and a region linking the cellulose binding domain and catalytically active domain (the linking region), wherein one more amino acid residues of the CBD, CAD or linking region is deleted or substituted by one or more amino acid residues and/or one or more amino acids are added to the linking region and/or another CBD is added at the opposite end of the catalytically active domain, has improved properties as regards e.g. alkaline activity, compatibility with detergent composition ingredients, particulate soil removal, colour clarification, defuzzing, depilling, harshness reduction, and sensitivity to anionic surfactants and peroxidase bleaching systems and is useful e.g. in detergent compositions, for textile treatment, in paper pulp processing, for animal feed and for stone washing of jeans.</p>																										

FOR THE PURPOSES OF INFORMATION ONLY

Codes used to identify States party to the PCT on the front pages of pamphlets publishing international applications under the PCT.

AT	Austria	FR	France	MR	Mauritania
AU	Australia	GA	Gabon	MW	Malawi
BB	Barbados	GB	United Kingdom	NE	Niger
BE	Belgium	GN	Guinea	NL	Netherlands
BF	Burkina Faso	GR	Greece	NO	Norway
BG	Bulgaria	HU	Hungary	NZ	New Zealand
BJ	Benin	IE	Ireland	PL	Poland
BR	Brazil	IT	Italy	PT	Portugal
BY	Belarus	JP	Japan	RO	Romania
CA	Canada	KP	Democratic People's Republic of Korea	RU	Russian Federation
CF	Central African Republic	KR	Republic of Korea	SD	Sudan
CG	Congo	KZ	Kazakhstan	SE	Sweden
CH	Switzerland	LI	Liechtenstein	SI	Slovenia
CI	Côte d'Ivoire	LK	Sri Lanka	SK	Slovak Republic
CM	Cameroon	LU	Luxembourg	SN	Senegal
CN	China	LV	Latvia	TD	Chad
CS	Czechoslovakia	MC	Monaco	TG	Togo
CZ	Czech Republic	MG	Madagascar	UA	Ukraine
DE	Germany	ML	Mali	US	United States of America
DK	Denmark	MN	Mongolia	UZ	Uzbekistan
ES	Spain			VN	Viet Nam
FI	Finland				

CELLULASE VARIANTS

FIELD OF INVENTION

5 The present invention relates to cellulase variants with improved properties.

BACKGROUND OF THE INVENTION

10 Enzymes which are able to degrade cellulose (in the following termed "cellulolytic enzymes" or "cellulases") may be used in paper pulp processing for removing the non-crystalline parts of cellulose, thus increasing the proportion of crystalline cellulose in the pulp, and in animal feed for
15 improving the digestibility of glucans. A further important use of cellulolytic enzymes is for textile treatment, e.g. for reducing the harshness of cotton-containing fabrics (cf., for instance, GB 1 368 599 or US 4,435,307), for soil removal and colour clarification of fabrics (cf., for
20 instance, EP 220 016) or for providing a localized variation in colour to give the fabrics a "stone-washed" appearance (cf., for instance, EP 307 564).

The practical exploitation of cellulolytic enzymes has, to
25 some extent, been set back by the nature of the known cellulase preparations which are often complex mixtures of a variety of single cellulase components, and which may have a rather low specific activity. It is difficult to optimise the production of single components in multiple
30 enzyme systems and thus to implement industrial cost-effective production of cellulolytic enzymes, and their actual use has been hampered by difficulties arising from the need to employ rather large quantities of the enzymes to achieve the desired effect.

35

The drawbacks of previously suggested cellulolytic enzymes may be remedied by using single-component enzymes selected for a high specific activity. Single-component cellulases

are described in, e.g. WO 91/17243, WO 91/17244 and WO 91/10732.

SUMMARY OF THE INVENTION

5

Further investigations have now shown that improved properties of cellulases may be obtained by one or more specific mutations in the DNA sequence expressing a specific cellulase in order to obtain cellulase variants exhibiting
10 such improved properties.

Accordingly, the present invention relates to a cellulase variant of a parent cellulase comprising a cellulose binding domain (CBD), a catalytically active domain (CAD) and a
15 region linking the cellulose binding domain and catalytically active domain (the linking region), wherein, to improve the properties of the cellulase variant, one or more amino acid residues of the CBD, CAD or linking region is deleted or substituted by one or more amino acid resi-
20 dues and/or one or more amino acids are added to the linking region and/or another CBD is added at the opposite end of the catalytically active domain.

The cellulase variants of the present invention exhibit
25 increased alkaline activity and increased compatibility with other ingredients usually present in detergent compositions such as powder compositions, liquid compositions and heavy duty liquid compositions.

30 Furthermore, the cellulase variants of the invention, when used in detergent compositions, have improved properties as regards particulate soil removal, colour clarification, defuzzing, depilling and harshness reduction, and they exhibit reduced sensitivity to anionic surfactants and
35 reduced sensitivity to oxidation or the presence of a peroxidase bleaching system.

It is contemplated that the improved properties of the cellulase variants of the invention make the cellulase variants even more useful than the known cellulases e.g. when used in paper pulp processing, in animal feed, for
5 textile treatment and for providing a "stone-washed" appearance of fabrics such as denim, especially of jeans.

The improved properties of the cellulase variants of the invention may be obtained by modifying the parent cellulase
10 either in the linking region or in the CBD or in the CAD or in any combination of these regions and domains as further explained below for the various aspects and embodiments of the invention.

15 In one aspect of the invention, there is provided a cellulase variant wherein one or more amino acid residues are deleted from the linking region, or wherein one or more amino acids are added to the linking region, or wherein the sensitivity of the cellulase variant towards proteolytic
20 degradation is decreased by deleting, inserting or substituting one or more amino acid residues of said linking region which are sensitive to hydrolysis by proteases by one or more amino acid residues which are resistant to hydrolysis by proteases.

25

In another aspect of the invention, there is provided a cellulase variant, wherein the binding properties of the cellulase variant are modified by

30 (a) substituting one or more amino acid residues participating in cellulose binding to provide a modified binding affinity,

(b) changing the electrostatic charge of the CBD by deleting,
35 ing, inserting or substituting one or more negatively charged amino acid residues of the CBD by neutral or positively charged amino acid residues, or substituting one or

more positively charged amino acid residues by positively charged amino acid residues, or substituting one or more positively charged amino acid residues by neutral or negatively charged amino acid residues, or substituting one or
5 more neutral amino acid residues by negatively charged amino acid residues,

(c) adding another CBD at the opposite end of the catalytically active domain,

10

(d) substituting one or more amino acid residues by proline.

The object of such modifications is to provide cellulases
15 with a favourable ratio of enzyme performance to tensile strength of cellulase-treated fabric by modifying the binding affinity of the enzyme to the substrate.

In yet another aspect of the invention, there is provided a
20 cellulase variant of a parent cellulase comprising a catalytically active domain (CAD) which comprises an elongated cleft containing the catalytically active site, at least one channel leading from the surface of the cellulase molecule to said cleft, and a positively charged surface
25 region in the vicinity of at least one amino acid residue of the active site and optionally a flexible surface loop region which can close upon the catalytic active site to form a tunnel wherein the substrate is cleaved, wherein, to modify the enzymatic activity, preferably under alkaline
30 conditions, of the cellulase variant, one or more amino acid residues of said cleft, channel or surface region are substituted by one or more other amino acid residues.

In yet another aspect of the invention, there is provided a
35 cellulase variant of a parent cellulase comprising a catalytically active domain (CAD) which comprises an elongated cleft containing the catalytically active site, at least

one channel leading from the surface of the cellulase molecule to said cleft, and a positively charged surface region in the vicinity of at least one amino acid residue of the active site, wherein, to reduce the sensitivity of the cellulase variant to anionic surfactants (in particular linear alkyl sulphonates), one or more neutral amino acid residues on the surface of the CAD are substituted by one or more negatively charged amino acid residues, or one or more positively charged amino acid residues on the surface of the CAD are substituted by one or more neutral or negatively charged amino acid residues, or wherein one or more hydrophobic amino acid residues are substituted by one or more non-hydrophobic amino acid residues, or wherein one or more amino acid residues are substituted by proline.

15

In yet another aspect of the invention, there is provided a cellulase variant of a parent cellulase comprising a CBD, a CAD and a linking region, wherein, to reduce the sensitivity of the cellulase variant to oxidation or to the presence of bleaching agents, one or more amino acid residues on the surface of the CAD, CBD or linking region are substituted by one or more amino acid residues which are less sensitive to oxidation or the presence of a peroxidase bleaching system.

25

The invention also relates to detergent compositions comprising a cellulase variant of the invention.

THE DRAWINGS

30

The invention is further illustrated by the drawings, in which

Figure 1 shows a sequence alignment of three 43 kD cellulases from *Humicola insolens*, *Fusarium oxysporum* and *Pseudomonas fluorescens*, respectively.

35

Figure 2 shows the construction of pCaHj 170.

Figure 3 shows the site directed mutagenesis of the 43 K gene.

5

Figure 4 shows the construction of pCaHj 171.

Figure 5 shows the construction of pCaHj 201.

10 Figure 6 shows the construction of pCaHj 416 and pCaHj 417.

Figure 7 shows the construction of mutants using pCaHj 201 as template.

15 Figure 8 shows a standard curve and sample response in Dyed Avicel Assay.

Figure 9 shows the storage stability of a 43 kD cellulase variant (V221S+N222S+Q223T) in liquid detergent.

20

Figure 10 shows the LAS (linear alkyl sulphonate) inhibition at pH 7.5.

25 DETAILED DISCLOSURE OF THE INVENTION

In the present description and claims, the following abbreviations are used:

Amino acids:

	A	=	Ala	=	Alanine
	V	=	Val	=	Valine
5	L	=	Leu	=	Leucine
	I	=	Ile	=	Isoleucine
	P	=	Pro	=	Proline
	F	=	Phe	=	Phenylalanine
	W	=	Trp	=	Tryptophan
10	M	=	Met	=	Methionine
	G	=	Gly	=	Glycine
	S	=	Ser	=	Serine
	T	=	Thr	=	Threonine
	C	=	Cys	=	Cysteine
15	Y	=	Tyr	=	Tyrosine
	N	=	Asn	=	Asparagine
	Q	=	Gln	=	Glutamine
	D	=	Asp	=	Aspartic Acid
	E	=	Glu	=	Glutamic Acid
20	K	=	Lys	=	Lysine
	R	=	Arg	=	Arginine
	H	=	His	=	Histidine

In describing cellulase variants according to the invention, the following nomenclature is used for ease of reference:

Original amino acid(s):position(s):substituted amino acid(s)

30 According to this nomenclature, for instance the substitution of serine for valine in position 221 is shown as:

V221S

a deletion of valine in the same position is shown as:

V221*

35 and insertion of an additional amino acid residue such as threonine is shown as:

V221ST

Multiple mutations are separated by pluses, i.e.:

V221S + N222S + Q223T

representing mutations in positions 221, 222 and 223 substituting serine and threonine for valine, asparagine and
5 glutamine, respectively.

In the present context, the term "cellulose binding domain" (in the following abbreviated to CBD) is intended to indicate an amino acid sequence (e.g. as described in Kraulis,
10 P., Clore, G.M., Nilges, M., Jones, T.A., Pettersson, G., Knowles, J. and Gronenborn, A.M. Determination of the three-dimensional structure of the C terminal domain of cellobiohydrolase I from *Trichoderma reesei*. A study using nuclear magnetic resonance and hybrid distance geometry-
15 dynamical simulated annealing.. *Biochemistry* 28:7241-7257, 1989) capable of effecting binding of the cellulase variant to a cellulosic substrate.

The term "catalytically active domain" (in the following
20 abbreviated to CAD) is intended to indicate the core region of the enzyme containing the catalytic site of the enzyme, vide e.g. Gideon et al.: *Nature* (1993) 365, p.362-364.

The term "linking region" is intended to indicate a region
25 adjoining the CBD and connecting it to the CAD of the enzyme. The linking regions identified so far are characterized by being predominantly hydrophillic and uncharged, and by being enriched in certain amino acids to form short, repetitive units imparting flexibility to the sequence. The
30 flexible structure of the linking region is believed to facilitate the action of the catalytically active domain of the enzyme bound to a cellulosic substrate by the CBD. Examples of suitable linking regions are shown in N.R. Gilkes et al., *Microbiol. Rev.* 55, 1991, pp. 303-315).

35

The term "binding properties" is intended to indicate the affinity with which the CBD binds to a cellulosic sub-

strate, as well as the manner in which the CBD binds under different conditions. For instance the CBD may bind differently at different pH values. This behaviour under different conditions may be modified, e.g. by changing the electrostatic charge of the CBD as indicated above.

The term "another CBD" is intended to include a CBD derived from another cellulase; the additional CBD may be located at the N-terminal end of the catalytically active domain when the "native" CBD is located at the C-terminal end, and vice versa. Substitution by proline specifically is believed to influence the thermal and protease stability of the enzyme.

The parent cellulase is preferably a microbial cellulase. As such, the cellulase may be selected from bacterial cellulases, e.g. *Pseudomonas* cellulases or *Bacillus*, such as the *Bacillus* strains described in US 4,822,516, US 5,045,464 or EP 468 464, or *B. lautus* (cf. WO 91/10732), cellulases. More preferably, the parent cellulases may be a fungal cellulase, in particular *Humicola*, *Trichoderma*, *Irpex*, *Aspergillus*, *Penicillium*, *Myceliophthora* or *Fusarium* cellulases. Examples of suitable parent cellulases are described in, e.g. WO 91/17244. Examples of suitable *Trichoderma* cellulases are those described in T.T. Teeri, Gene 51, 1987, pp. 43-52. Preferably, the parent cellulase is selected from the cellulases classified in family 45, e.g. the enzymes EG B (*Pseudomonas fluorescens*) and EG V (*Humicola insolens*), as described in Henrissat, B. et al.: Biochem. J. (1993), 293, p. 781-788.

A particularly preferred cellulase is one derived from a strain of *Humicola insolens*, such as a *H. insolens* endoglucanase, in particular a *H. insolens* 43 kD endoglucanase as described in WO 91/17243, or a homologue thereof.

In the present context, the term "homologue" is intended to

indicate a cellulase the amino acid sequence of which is at least 45% identical to the 43 kD endoglucanase or a cellulase that both adopts the same overall tertiary or three-dimensional (3D) fold as the 43 kD endoglucanase from *H.*

5 *insolens* and has two acid residues that are involved in catalysis and placed in the active site cleft and optionally an additional acid residue being involved in catalysis and placed in the flexible loop facing the active site cleft.

10

Sequence comparisons may be performed via known algorithms, such as the one described by Lipman and Pearson, Science 227, 1985, p. 1435.

15 The backbone of a protein can be divided into flexible and structurally conserved regions by means of structural analysis and sequential alignment of homologous proteins. The flexible regions (FR) are the parts of the protein fold where the backbone conformation is likely to change during
20 evolution. The conserved regions (SCR) are the parts of the protein fold where the backbone conformation will be left largely unchanged, i.e. is expected to be conserved in other proteins having the same fold. In addition, SCRs may specify known catalytic or other key residues.

25

A protein A is defined to have the same overall fold as a protein B if at least one of the following conditions are fulfilled:

30 1. The 3D structure of A overlap with the SCRs defined for B with an root mean square difference less than 4Å, preferably less than 3Å, more preferably less than 2Å. The root mean square is computed as the Euclidian distance between the
35 residues equivalenced by the SCRs divided by the total number of residue in the SCRs defined for B;

2. The amino acid sequence is compatible with the SCRs defining the fold of B. To measure compatibility, any of the methods for the inverse folding problem described in Wodak, S.J. et al.:
5 Curr.Opin.Struc.Biol. 1993, 3, p. 247-259 and the references disclosed therein may be used.

Examples of homologues are the *Pseudomonas fluorescens* cellulase described by H.J. Gilbert et al., *op.cit.*, and the
10 *Fusarium oxysporum* cellulase described in WO 91/17243, vide the attached Fig. 1 showing a sequence alignment of the three cellulases.

In the present context, the term "elongated cleft" refers
15 to a cleft which has dimensions permitting at least three glucose unit of β -1,4-glucan polymeric substrates access to the active site. For improved understanding of the terms used in the present context, reference is made to one specific parent cellulase, the catalytically active domain
20 of which has the overall topology indicated above, i.e. the cellulase described in WO 91/17243 which in the following is referred to as EG V (endoglucanase V). It should, however, be understood that the present invention is in no way intended to be limited to variants of this particular
25 cellulase.

Three crystal structures have been solved for EG V by X-ray crystallography. The three structures describe the native enzyme (Gideon et al.: Nature (1993) 365, p.362-364), the
30 native enzyme complexed with cellobiose (Gideon et al.: *op.cit.*) and the active site mutant D10N complexed with a product consisting of two cellotriose units (Gideon et al., personal communication).

35 The overall conformation of the enzyme is the same in all three structures with the exception of the flexible surface loop, which is invisible in the native structure, fixed in

open position in the structure with cellobiose and in closed position in the structure with cellotriose products.

In EG V, the cleft has a length of about 30 Å, a width of 5 about 9 Å, and a depth of about 7 Å. The dimensions of the cleft are sufficient to permit binding of seven glucose units of β -1,4-glucans. These sites are labelled A, B, C, D, E, F, G, with cleavage occurring between site D and E. In Table 1 below is defined the atoms in EG V that interact 10 with the glucose units at the different sites A-G. Analysis of the cleavage pattern of EG V has shown that binding to sites C-F is necessary for catalysis and that binding to the other sites enhance catalysis. In the structure with cellotriose products, one of the products is bound to sites 15 A-C and the other product is bound to sites E-G with site G being a weak binding site and not very well defined. It is possible to model in a glucose unit at site D with only a few steric overlaps. It is contemplated that the enzyme distorts the normal conformation of glucose unit at posi- 20 tion D during catalysis.

When no substrate is bound, the active site cleft is open at the surface to permit docking of a glucan polymer there- in. During docking the flexible surface loop region, resi- 25 due 111-119, changes conformation, with Leu115 moving about 13 Å from a solvent exposed to a buried position, so as to enclose the glucan polymer in a tunnel at the cleavage point between site D and E.

30 The active site comprises two aspartic acids, Asp10 and Asp121.

Mechanistic studies and the crystal structures supports the theory that EG V is an inverting enzyme with Asp10 func- 35 tioning as the general base in the catalysis. In addition Asp114 and His119 has been found important for catalysis. Asp114 is involved in binding the glucose unit at site D

and together with Ile131 it closes upon the glucose polymer and turns the cleft into a tunnel. It is contemplated that the purpose of the tunnel is to expel water from the environment around Asp121 and thereby stabilizing the protonated oxygen of Asp121. It has been found that His119 is involved in a hydrogen bond network through Thr6 to the other oxygen of Asp121. This hydrogen bond network may also help stabilizing the protonated form of Asp121. When His119 is positively charged it may, together with other nearby positively charged surface residues, induce a strong electrostatic field over Asp121 as the active site is negatively charged. With a glucan polymer bond this field may cause polarization and thereby facilitate cleavage of the bond between the glucose units. A similar electrostatic field is found over the corresponding active acid in lysozyme.

The "channel" leading from the surface to the cleft (in this particular case there are two such channels) is believed to supply water to Asp10 for the hydrolysis of the glucan polymer. In addition the channel may be used as a means of expelling water from the said cleft during substrate docking.

25

Table 1

Atom/Residue	Dist	Atom/Water	Dist	Atom/Glucose	Remark
Site A:					
TRP 18					PI-interaction
ALA 19:O	2.90	HOH 84		2.65 O6A	
GLU 48:OE1	4.33	HOH134		3.26 O2A	Possible
SER 45:N	2.78	HOH 82		4.01 O2A	Possible

30

35

Site B:						
	LYS 21:NZ	3.05			O3B	
	LYS 21:NZ	3.37			O2B	
	GLU 82:OE1	4.08			O5B	Through water
5	TRP 18:NE1	2.62	HOH 79		2.88 O5B	
	SER 15:OG	3.83			O2B	Possible
	SER 45:N	2.78	HOH 82		2.94 O6B	

Site C:						
10	PHE132					PI-interaction
	GLY 113:N	2.80	HOH 92		2.62 O6C	
	SER 45:OG	2.70	HOH 83		2.75 O6C	
			HOH 92		2.67 O5C	
	THR111:N	2.39	HOH101		3.94 O4C	Possible
15	LYS 13:O	2.70			O3C	
	SER110:OG	2.50	HOH 77		2.77 O2C	
	TYR 8:OH	2.76	HOH 77			
	GLU 48:OD1	6.92			O3C	Through water

20	Site D: (This site is modelled)					
	TYR 8					PI-interaction
	ILE131					Steric
	ASP 10		2.71 HOH103		4.17 C1D	Catalytic
	ASP121					Catalytic
25	VAL129:O	2.18 (probably further away)			O6D	
	PHE132:N	3.21			O6D	
	ASP114:D2	4.74 (probably closer)			O2D	
	THR111:O	2.77			O3D	
	GLY113:N	5.32 (probably closer)			O3D	
30	-----					
Site E:						
	TYR147					PI-Interaction
	TYR147:OH	2.73	HOH 95		3.11 ASP114:OD1	Binds loop
	ASP114:OD1	2.48			O6E	
35	GLY128:O	2.78			O3E	
	GLY127:O	2.99			O2E	
	GLY148:N	2.92			O2E	

Site F:

ARG 7:N	3.00	O3F
ASN179:OD1	2.35	O6F

5 -----

Site G:

ASP178:OD1	2.60	O3G
ASP178:OD2	2.39	O2G

10

In Table 1, standard PDB notation for naming atoms is used (Bernstein et al. (1977): InsightII, Biosym Technologies, Inc.). Reference to hydrogens is made by the heavy they are bounded to, as no hydrogens are present in the structure.

15 The analysis is based on a structure with cellotriose bound at site A-C and E-G. Water molecules present in the structure that participate in binding are referenced explicitly (as HOH). The distances are in Ångström.

20 In the remarks of Table 1, "PI-interaction" indicates interaction between two aromatic rings; "Through water" indicates cases where no water is present in the structure, but interaction with the substrate may take place through a water molecule; "Possible" indicates atoms that may inter-
25 act with the substrate in other binding modes; "Steric" indicates no other apparent interaction than that; "Catalytic" indicates catalytic residue.

According to the invention, the cellulase variant is pre-
30 ferably one in which one or more of the amino acids of the linking region are substituted by one or more amino acid residues providing sites for O-glycosylation on expression of the variant in a cell, as it has been found that proteolytic cleavage at O-glycosylated amino acid residues
35 is sterically hindered due to the carbohydrate groups present. In particular, valine, lysine, asparagine or glutamine may be substituted by serine or threonine. Alter-

natively, one or more amino acid residues of the linking region may be substituted by proline which is resistant to hydrolysis by proteases (including in the presence of detergents).

5

In this embodiment, one or more amino acid residues are substituted as follows

10 V221S,T,P
N222S,T,P
Q223S,T,P
V240S,T,P
Q241S,T,P

15 It may also be advantageous to substitute one or more amino acid residues as follows

V221S + N222S + Q223T
V240S + Q241T

20

Furthermore, to obtain the desired effect, one or more amino acid residues of the linking region may be deleted, in particular Val, Gln, Lys or Asn, or sequences containing one or more of these amino acids in particular.

25

The object of such modifications is to provide cellulases with a favourable ratio of enzyme performance to tensile strength of cellulase-treated fabric by modifying the binding affinity of the enzyme to the substrate. To obtain
30 decreased binding of the cellulase variant to a cellulosic substrate, e.g. a fabric, the linking region may be deleted of up to half of its amino acid residues. To obtain
increased binding of the cellulase variant to a cellulosic substrate, e.g. a fabric, one or more amino acid residues
35 may be added to the linking region. At least one of these additional amino acid(s) may advantageously be proline.

It should be understood that cellulase variants of the invention may also be obtained by combining a linking region as indicated above with a cellulose binding domain and/or a catalytically active domain derived from another parent cellulase than that providing the linking region.

According to the invention, the cellulase variant is preferably one wherein the binding properties of the cellulase variant are modified by

- 10 (a) substituting one or more amino acid residues participating in cellulose binding to provide a modified binding affinity,
- (b) changing the electrostatic charge of the CBD by deleting, inserting or substituting one or more negatively charged amino acid residues of the CBD by neutral or positively charged amino acid residues, or substituting one or more positively charged amino acid residues by positively charged amino acid residues, or substituting one or more positively charged amino acid residues by neutral or negatively charged amino acid residues, or substituting one or more neutral amino acid residues by negatively charged amino acid residues,
- (c) adding another CBD at the opposite end of the catalytically active domain, or
- 25 (d) substituting one or more amino acid residues by proline.

In a preferred embodiment of the invention, one or more amino acid residues of the CBD may be substituted as follows

- E251S,Q,N,P
R252L,Q,H
V268E
35 A269E,R
T265R,E
W253Y,F

A254S,D,G
 Q255E,R,K
 W261R,Y,F
 S262A,N,D
 5 T274R
 K275R,Q
 I276D,Q,N
 N277Q,D
 D278P
 10 W279Y,F
 Y280W,F
 H281S
 Q282N,R
 Y280F + Q282N.

15

In the embodiment comprising a cellulase variant to which a
 CBD has been added at the opposite end of the catalytically
 active domain, the additional CBD may for instance be
 derived from one of the cellulases described in WO 91/10732
 20 or WO 91/17244 or Penttila, M.E., Lehtovaara, P.,
 Nevalainen, H., Bhikhabhai, R. and Knowles, J. Homology
 between cellulase genes of *Trichoderma reesei*: complete
 nucleotide sequence of the endoglucanase I gene.. *Gene*
 45:253-263, 1986; or Saloheimo, M., Lehtovaara, P.,
 25 Penttila, M.E., Teeri, T.T., Stahlberg, J., Johansson, G.,
 Pettersson, G., Claessens, M. and Tomme, P. EG III, a new
 endoglucanase from *Trichoderma reesei*. the characterization
 of both gene and enzyme.. *Gene* 63:11-23, 1988; or Teeri,
 T.T., Lehtovaara, P., Kauppinen, S., Salovuori, I. and
 30 Knowles, J. Homologous domains in *Trichoderma reesei*
 cellulolytic enzymes: gene sequence and expression of
 Cellobiohydrolase II.. *Gene* 51:43-52, 1987; or Sims, P.,
 James, C. and Broda, P. The identification, molecular
 cloning and characterization of a gene from *Phanerochaete*
 35 *chrysosporium* that shows strong homology to the exo-
 cellobiohydrolase i gene from *Trichoderma reesei*.. *Gene*
 74:411-422, 1988; or De Oliviera Alzvedo, M. and Radford,

A. Sequence of CBH I of *Hemicolera grisea* var. *thermoidea*.
Nucleic Acid Research 18:668,1990; or Raguz, S., Yague,
E., Wood, D.A. and Thurston, C.F. Isolation and Characteri-
zation of a Cellulose-Growth-Specific Gene from *Agaricus-*
5 *Bisporus*. *Gene*. 119:183-190, 1992; or Koch, A. and Schulz,
G. Cloning, sequencing, and heterologous expression of a
cellulase-encoding cDNA (CBH1) from *penicillium-*
janthinellum. *Gene*. 124:57-65, 1993.

10 According to the invention, the cellulase variant is pre-
ferably one wherein, to modify the enzymatic activity of
the cellulase variant, one or more amino acid residues of
the catalytical active domain (CAD) which comprises an
elongated cleft containing the catalytically active site,
15 at least one channel leading from the surface of the
cellulase molecule to said cleft and supplying water to
said cleft for the hydrolysis of cellulose at the active
site, and a positively charged surface region in the vicin-
ity of at least one amino acid residue of the active site,
20 are deleted or substituted by one or more other amino
acids.

In another preferred embodiment, in order to improve the
enzymatic activity of the cellulase variant under alkaline
25 conditions, the electrostatic charge in the vicinity of the
active site may be changed by substituting one or more
positively charged amino acid residues of said cleft by one
or more neutral or negatively charged amino acid residues,
or by substituting one or more neutral amino acid residues
30 by one or more negatively charged amino acid residues, or
by substituting one or more negatively charged amino acid
residues by more negatively charged amino acid residue(s).

In yet another preferred embodiment, the cellulase variant
35 may be one in which the catalytically active domain is
additionally provided with a flexible surface loop region.
To improve the enzymatic activity of the cellulase variant

under alkaline conditions, one or more amino acid residues of said loop region or one or more amino acids involved in hydrogen bond network to an amino acid residue of the active site are substituted by one or more amino acid
5 residues so as to modify said hydrogen bond network.

The enzymatic activity of the cellulase variant under alkaline conditions may also be improved by substituting one or more amino acid residues of the flexible loop region
10 by one or more amino acid residues so as to change to flexibility of the loop, i.e. by preserving the ability of the loop to participate in a hydrogen bond network to an amino acid residue of the active site.

15 Also, in order to improve the enzymatic activity of the cellulase variant under alkaline conditions, one or more amino acid residues of the surface of the active site cleft may be substituted by one or more amino acid residues so as to modify the capability of the surface to interact with a
20 substrate.

Furthermore, the enzymatic activity of the cellulase variant under alkaline conditions may be improved by substituting one or more amino acid residues of the surface of the
25 channel leading to the active site cleft by one or more amino acid residues so as to modify the flow of water through the channel.

In a further preferred embodiment, the cellulase variant is
30 one wherein, to improve the enzymatic activity of the cellulase variant under alkaline conditions, one or more neutral or negatively charged amino acid residues of the positively charged surface region are substituted by one or more positively charged amino acid residues to increase the
35 positive net charge of the region.

Regions I-X shown below correspond to the following posi-

tions in the 43 kD endoglucanase sequence:

	<u>Region</u>	<u>Residues</u>
	I	2-21
5	II	44-48
	III	55-60
	IV	65-67
	V	72-75
	VI	95-103
10	VII	109-123
	VIII	128-136
	IX	142-148
	X	175-185

15 In one embodiment of a variant *H. insolens* 43 kD endo-
glucanase or a homologous cellulase, the surface conforma-
tion of said cleft, channel(s) and/or loop may be modified
by substituting one or more amino acid residues in one or
more of the regions I-VII or IX-X shown above or in one or
20 more of positions 28, 37 or 90.

More specifically, the surface conformation of said cleft
may be changed by substituting one or more amino acid
residues in one or more of the positions 4, 5, 6, 7, 8, 10,
25 11, 12, 13, 15, 18, 20, 21, 44, 45, 48, 74, 110, 114, 117,
119, 121, 128, 131, 132, 147, 176, 178 or 179 of the 43 kD
endoglucanase. It is anticipated that amino acid residues
in corresponding positions of homologous cellulases may
likewise be substituted.

30

In another embodiment, the surface conformation and/or the
hydrogen bonding properties of the loop region may be
changed by substituting one or more amino acid residues in
region VII shown above. More specifically, the surface
35 conformation of said loop region may be changed by substi-
tuting one or more amino acid residues in one or more of
the positions 111, 112, 113, 114, 115, 116, 117, 118 or
119. It is anticipated that amino acid residues in corre-
sponding positions of homologous cellulases may likewise be
40 substituted.

In a further embodiment, the surface conformation of said channel(s) may be changed by substituting one or more amino acid residues in one or more of the regions I, III, V or VII-IX. More specifically, the surface conformation of said
5 channel(s) may be changed by substituting one or more amino acid residues at one or more of the positions 9, 14, 28, 37, 55, 58, 59, 60, 63, 72, 78, 109, 118, 123, 129, 131, 132, 133, 136, 142, 145, 146, 158, 163, 176, 179, 186 or 196. It is anticipated that amino acid residues in corre-
10 sponding positions of homologous cellulases may likewise be substituted.

In a still further embodiment, the positive electrostatic charge of the positively charged surface region may be
15 changed by substituting one or more amino acid residues in one or more of the regions IV, VI or X, or in position 2. More specifically, the positive electrostatic charge may be changed by substituting one or more amino acid residues in one or more of the positions 2, 13, 20, 44, 65, 66, 67, 90,
20 95, 96, 97, 98, 100, 102, 103, 175, 176, 178, 179, 180, 183 or 185. It is anticipated that amino acid residues in corresponding positions of homologous cellulases may likewise be substituted.

25 In a still further embodiment, the negative electrostatic charge of said cleft may be changed by substituting one or more amino acid residues in one or more of the positions 55, 74, 90 or 123. It is anticipated that amino acid residues in corresponding positions of homologous cellulases
30 may likewise be substituted.

More specifically, one or more amino acid residues may be substituted as follows:

35 D2N
 S5A
 T6S
 Y8F

W9S,G
 D10E
 K13R
 S15N,A,D
 5 W18H
 K20R
 V28T
 R37N,S,A
 K44R
 10 S45N,D
 E48D,Q,A
 S55E,D
 D58N,S,A
 Q59S,A,G
 15 N65R
 D66R,N
 D67R,N
 A74S,D,N
 Y90F
 20 S96R
 A100R
 K102R
 K103R
 S110N,A,D
 25 T111G,A,S
 G112A
 G113A
 L115I,V,F,H,T,N,Q,G
 G116A
 30 S117G,A,D,E,N,Q
 N118G,A,S,D,R
 H119Q,K
 N123D,E,Y
 K175R
 35 N179D,H,A
 S185R,K
 C11A + C135A
 C12A + C47A
 R37N + D58A
 40

The present invention also relates to a cellulase variant wherein, to reduce the sensitivity of the cellulase variant to anionic surfactants, one or more neutral amino acid residues on the surface of the CAD are substituted by one
 45 or more negatively charged amino acid residues, or one or more positively charged amino acid residues on the surface of the CAD are substituted by one or more neutral or negatively charged amino acid residues, or wherein one or more hydrophobic amino acid residues are substituted by one or

more non-hydrophobic amino acid residues, or wherein one or more amino acid residues are substituted by proline, the CAD comprising an elongated cleft containing the catalytically active site, least one channel leading from the surface of the cellulase molecule to said cleft and supplying water to said cleft for the hydrolysis of cellulose at the active site, and a positively charged surface region in the vicinity of at least one amino acid residue of the active site.

10

It has been found that the presence of anionic surfactants (in particular linear alkyl sulphonate) may inhibit the activity of the cellulase. It is currently believed that such inhibition is caused by the negatively charged head of the surfactant binding to positively charged amino acid residues on the surface of the cellulase molecule and the hydrophobic tail of the surfactant binding to hydrophobic amino acid residues on the surface of the cellulase molecule. This binding pattern is believed to result in local unfolding of the protein and consequently loss of activity. As indicated above, inhibition of the cellulase by anionic surfactants may be remedied by substituting negatively charged amino acid residues for neutral or positively charged residues on the protein surface or by substituting hydrophobic amino acid residues at the protein surface with hydrophilic residues. It is, however, currently believed to be less appropriate to substitute positively charged amino acid residues in the surface region in the vicinity of at least one amino acid residue of the active site, as this might have an adverse effect on the electrostatic potential of the CAD. Furthermore, it has been found that substitution by proline may stabilise the enzyme by increasing the rigidity of the backbone.

35 In one embodiment of a variant *H. insolens* 43 kD endoglucanase or a homologous cellulase, it is expected that the surface conformation of said protein surface may

be modified by substituting one or more amino acid residues in one or more of the regions VIII-X shown above or a region corresponding thereto in a homologous cellulase, or in positions 37, 62, 63, 78, 118, 158, 163, 179, 186 or
5 196.

In this embodiment, one or more amino acid residues may be substituted in one or more of the positions 37, 62, 63, 78, 118, 129, 131, 133, 136, 142, 146, 158, 163, 175, 176, 179,
10 186 or 196.

More specifically, one or more amino acid residues may be substituted as follows

15 R37N,S,A
W62E,F
A63D,T,R
A78D
N118D
20 V129D,T,S
I131L,V,T,N,Q,H,G
D133Q
T136D
L142D,T,S
25 R146E,Q,S
R158D
L163N
N176D
N179D
30 N186D
R196D.

Alternatively, one or more amino acids may be substituted as follows

35

A78P

A162P

K175G,S

5 The present invention also relates to a cellulase variant wherein, to reduce the sensitivity of the cellulase variant to oxidation or to the presence of bleaching agents, one or more amino acid residues on the surface of the CAD, CBD or linking region are substituted by one or more amino acid
10 residues which are less sensitive to oxidation or the presence of a peroxidase bleaching system; the CAD comprising an elongated cleft containing the catalytically active site, at least one channel leading from the surface of the cellulase molecule to said cleft and supplying water to
15 said cleft for the hydrolysis of cellulose at the active site, and a positively charged surface region in the vicinity of at least one amino acid residue of the active site.

According to the invention, it has been found that certain
20 amino acids, e.g. methionine, are sensitive to oxidation e.g. by hypochlorite, while others, e.g. tryptophan or tyrosine are sensitive to the presence of bleaching agents such as peroxidase systems, resulting in inactivation of the enzyme. In the present context, the term "peroxidase
25 system" is intended to indicate a bleaching system comprising a peroxidase, a substrate for the peroxidase and a bleach accelerator, e.g. as described in WO 89/09813 or WO 91/05839. It has furthermore been found that this problem may be alleviated by appropriate substitutions by less
30 sensitive amino acid residues, e.g. serine, asparagine, glutamine, proline, phenylalanine, glutamic acid, or glycine.

In one embodiment of a variant *H. insolens* 43 kD
35 endoglucanase or a homologous cellulase, it is expected that the surface conformation of the enzyme may be modified by substituting one or more amino acid residues in one or

more of the regions IX or X shown above or in one or more of positions 62 or 104.

In one embodiment of a variant *H. insolens* 43 kD endoglucanase, one or more amino acid residues may be substituted in one or more of the positions 8, 9, 18, 62, 104, 147 or 175.

More specifically, one or more amino acid residues are substituted as follows

Y8F
W9F,H,S,A
W18H,F,A
15 W62F,E
M104S,N,Q
Y147F,H,S,Q,N,E,D.

20 Methods of preparing cellulase variants of the invention

Several methods for introducing mutations into genes are known in the art. After a brief discussion of cloning cellulase-encoding DNA sequences, methods for generating mutations at specific sites within the cellulase-encoding sequence will be discussed.

Cloning a DNA sequence encoding a cellulase

30 The DNA sequence encoding a parent cellulase may be isolated from any cell or microorganism producing the cellulase in question by various methods, well known in the art. First a genomic DNA and/or cDNA library should be constructed using chromosomal DNA or messenger RNA from the organism that produces the cellulase to be studied. Then, 35 if the amino acid sequence of the cellulase is known, homologous, labelled oligonucleotide probes may be syn-

thesized and used to identify cellulase-encoding clones from a genomic library of bacterial DNA, or from a fungal cDNA library. Alternatively, a labelled oligonucleotide probe containing sequences homologous to cellulase from
5 another strain of bacteria or fungus could be used as a probe to identify cellulase-encoding clones, using hybridization and washing conditions of lower stringency.

Yet another method for identifying cellulase-producing
10 clones would involve inserting fragments of genomic DNA into an expression vector, such as a plasmid, transforming cellulase-negative bacteria with the resulting genomic DNA library, and then plating the transformed bacteria onto agar containing a substrate for cellulase. Those bacteria
15 containing cellulase-bearing plasmid will produce colonies surrounded by a halo of clear agar, due to digestion of the substrate by secreted cellulase.

Alternatively, the DNA sequence encoding the enzyme may be
20 prepared synthetically by established standard methods, e.g. the phosphoamidite method described by S.L. Beaucage and M.H. Caruthers, Tetrahedron Letters 22, 1981, pp. 1859-1869, or the method described by Matthes et al., The EMBO J. 3, 1984, pp. 801-805. According to the phosphoamidite
25 method, oligonucleotides are synthesized, e.g. in an automatic DNA synthesizer, purified, annealed, ligated and cloned in appropriate vectors.

Finally, the DNA sequence may be of mixed genomic and syn-
30 thetic, mixed synthetic and cDNA or mixed genomic and cDNA origin prepared by ligating fragments of synthetic, genomic or cDNA origin (as appropriate), the fragments corresponding to various parts of the entire DNA sequence, in accordance with standard techniques. The DNA sequence may
35 also be prepared by polymerase chain reaction (PCR) using specific primers, for instance as described in US 4,683,202 or R.K. Saiki et al., Science 239, 1988, pp. 487-491.

Site-directed mutagenesis of the cellulase-encoding sequence

Once a cellulase-encoding DNA sequence has been isolated, 5 and desirable sites for mutation identified, mutations may be introduced using synthetic oligonucleotides. These oligonucleotides contain nucleotide sequences flanking the desired mutation sites; mutant nucleotides are inserted during oligonucleotide synthesis. In a specific method, a 10 single-stranded gap of DNA, bridging the cellulase-encoding sequence, is created in a vector carrying the cellulase gene. Then the synthetic nucleotide, bearing the desired mutation, is annealed to a homologous portion of the single-stranded DNA. The remaining gap is then filled in 15 with DNA polymerase I (Klenow fragment) and the construct is ligated using T4 ligase. A specific example of this method is described in Morinaga et al., (1984, Biotechnology 2:646-639). U.S. Patent number 4,760,025, by Estell et al., issued July 26, 1988, discloses the introduction of 20 oligonucleotides encoding multiple mutations by performing minor alterations of the cassette, however, an even greater variety of mutations can be introduced at any one time by the Morinaga method, because a multitude of oligonucleotides, of various lengths, can be introduced.

25

Another method of introducing mutations into cellulase-encoding sequences is described in Nelson and Long, Analytical Biochemistry 180, 1989, pp. 147-151. It involves the 3-step generation of a PCR fragment containing the 30 desired mutation introduced by using a chemically synthesized DNA strand as one of the primers in the PCR reactions. From the PCR-generated fragment, a DNA fragment carrying the mutation may be isolated by cleavage with restriction endonucleases and reinserted into an expression 35 plasmid.

Construction of a system for site directed mutagenesis of Carezyme (43 kD cellulase from *H. insolens*):

A plasmid (pSX 320) enabling expression of the *Humicola insolens* ~43kD endoglucanase (karyosome) in *Aspergillus oryzae* has been described in an earlier patent (PCT/DK 91/00123). The gene encoding karyosome was subcloned from pSX 320 into pUC 19 (C. Yanisch-Perron et. al.(1985). Gene 33, 103-119) as described in figure 2.

10 A Cla I restriction site was introduced into pCaHj 170 in the 43 K gene as a silent site directed mutation in position 537.

Site directed mutagenesis was done using the PCR method of Nelson and Long (R. M. Nelson, G. L. Long. (1989). Anal. 15 Biochem. 180, 147-151). The details is given in figure 3. The plasmids pCaHj 171 and pCaHj 201 was constructed from pCaHj 170 as shown in figure 4 and 5.

Two plasmids, pCaHj 416 and pCaHj 417, enabling the use of pCaHj 201 for mutant construction were made from the *Aspergillus* expression plasmid pHD 414 .The construction of 20 these plasmids are summarised in figure 6.

pCaHj 201 was used for construction of mutants as shown in figure 7.

The expression plasmids harbouring the mutated 43 K genes 25 were transformed into *Aspergillus oryzae* IFO 4177 using selection on acetamide by cotransformation with pToC 90 as described in the patent application(PCT/DK/00123).

Construction of the mutants CC234 and CC248:

30

The mutant CC234, consisting of V221S, cN222S, Q223T was constructed using the oligonucleotide 4214.

4214 5' CACCAGCTCTCCGAGCAGCACGCCTACCAGCACC 3'

35

The mutations were introduced as described in figure 6, subcloning the mutated Hind III - Sal I fragment into pCaHj

416.

The mutant CC248, consisting of A162P was constructed using the oligonucleotide 4271.

5

4271 5' CGGTTCCCCGACCCCCTCAAGCC 3'.

The mutation was introduced as described in figure 6, subcloning the mutated BamH I - Hind III fragment into
10 pCaHj 417.

In the following, the attached figures 2-7 are explained further:

15 Figure 2, construction of pCaHj 170:

pSX 320 was digested with Acc I. The digestion was terminated by phenol/chloroform extraction, precipitation with ethanol and drying *in vacuo*. Recessed 3' ends were filled
20 in using the Klenow polymerase and the reaction was terminated as described above. The DNA was redissolved and digested with BamH I. The 920 bp fragment containing the karyosome gene was isolated from an agarose gel.

pUC 19 was digested with Sal I, recessed 3' ends filled in
25 with the Klenow polymerase and the DNA was then digested with BamH I as described above. The formed 2675 bp fragment was isolated from an agarose gel.

The 920 bp pSX 320 fragment was ligated to the 2675 bp pUC 19 fragment and transformed into *E. coli* MT 172, an *E. coli*
30 MC 1000 strain (Casadaban and Cohen (1980). *J. Mol. Biol.*, 138, 179-207) made r-m+ by conventional methods. The resulting plasmid was termed pCaHj 170.

Figure 3, site directed mutagenesis of the 43 K gene:

35

The plasmids pCaHj 170, pCaHj 171 or pCaHj 201 were used as templates dependant on the mutation in question. The tem-

plate of choice was amplified using a mutagenic primer (shown as arrow with asterisk) and the primer 2834, a 42 nucleotides primer matching the template in the 3' end (21 nucleotides) and mismatching the template in the 5' end (21 nucleotides.):

2834: 5'
CCAATGTAGCAGTAGAGCAGCCAGCTATGACCATGATTACGC 3'

10 The temperature cycling profile was as indicated on the figure using taq polymerase from Perkin-Elmer Cetus (ampli-taq™) following the manufacturers instructions.

The 1. PCR product was isolated from an agarose gel and extended in a PCR cycler using the same template as above.

15 The temperature profile was as indicated on the figure using amplitaq™ and standard PCR conditions. After the extension the PCR primers 2833 and 2832 was added directly to the extension mixture, and the temperature cycling programme indicated on the figure was run, and the result-
20 ing PCR fragment harbouring the mutation was isolated from an agarose gel.

The PCR primer 2833 corresponded to the 5' end of 2834:

2833: 5' CCAATGTAGCAGTAGAGCAGC 3'

25

The primer 2832 corresponds to the template:

2832: 5' GTTTTCCCAGTCACGACGTTG 3'.

30

Figure 4, construction of pCaHj 171:

A silent mutation in the 43 K gene (G to A in the third position of an Arg codon) was introduced into the 43 K gene
35 using pCaHj 170 as a template and the mutagenic primer 2831:

2831: 5' AGTGGATCGATTCCCCGACG 3'.

The mutated PCR fragment was digested with Nco I and Xho I and ligated to pCaHj 170 digested with Nco I and Xho I. The ligation mixture was transformed into *E. coli* MT 172. The Nco I - Xho I insert was sequenced from a recombinant plasmid using the Sequenase™ kit from United States Biochemicals following the manufacturers instructions. The sequence was identical to the sequence of pCaHj 170 except for the desired mutation. This plasmid was termed pCaHj 171.

Figure 5, construction of pCaHj 201:

15 A silent mutation in the 43 K gene (G to A in the third position of a Pro codon) was introduced into the 43 K gene using pCaHj 171 as a template and the mutagenic primer 847:

847: 5' GCCGACAATCCAAGCTTCAGCTT 3'.

20

The mutated PCR fragment was digested with Cla I and Xho I and ligated to pCaHj 171 digested with Cla I and Xho I. The ligation mixture was transformed into *E. coli* MT 172. The Cla I - Xho I insert was sequenced from a recombinant plasmid using the Sequenase™ kit from United States Biochemicals following the manufacturers instructions. The sequence was identical to the sequence of pCaHj 171 except for the desired mutation. This plasmid was termed pCaHj 201.

30

Figure 6, construction of pCaHj 416 and pCaHj 417:

Construction of pCaHj 416: pCaHj 201 was digested with BamH I and Hind III, and the 612 bp fragment was ligated into pHD 414 digested with BamH I and Hind III.

Construction of pCaHj 417: pCaHj 201 was digested with Hind III and Sal I, and the 317 bp fragment was ligated into pHD

414 digested with Hind III and Xho I.

Figure 7, construction of mutants using pCaHj 201 as template:

5

The site directed mutagenesis was performed as described in figure 2. When the alterations were located upstream the Hind III site (pos. 1-612) the mutated PCR fragment was digested with BamH I and Hind III, and the generated 612 bp
10 fragment was ligated to pCaHj 417 digested with BamH I and Hind III resulting in an expression plasmid for the mutated gene.

When the alterations were located downstream the Hind III site (pos. 612-928) the mutated PCR fragment was digested
15 with Hind III and Sal I, and the generated 316 bp fragment was ligated to pCaHj 416 digested with hind II and Xho I resulting in an expression plasmid for the mutated gene. The plasmid sizes and restriction site positions corresponds to substitutions only. In case of deletions or
20 insertions size and site positions are different from the shown figures.

Expression of cellulase variants

25 According to the invention, a mutated cellulase-coding sequence produced by methods described above, or any alternative methods known in the art, can be expressed, in enzyme form, using an expression vector which typically includes control sequences encoding a promoter, operator,
30 ribosome binding site, translation initiation signal, and, optionally, a repressor gene or various activator genes. To permit the secretion of the expressed protein, nucleotides encoding a "signal sequence" may be inserted prior to the cellulase-coding sequence. For expression under the direc-
35 tion of control sequences, a target gene to be treated according to the invention is operably linked to the control sequences in the proper reading frame. Promoter

sequences that can be incorporated into plasmid vectors, and which can support the transcription of the mutant cellulase gene, include but are not limited to the prokaryotic β -lactamase promoter (Villa-Kamaroff, et al., 5 1978, Proc. Natl. Acad. Sci. U.S.A. 75:3727-3731) and the tac promoter (DeBoer, et al., 1983, Proc. Natl. Acad. Sci. U.S.A. 80:21-25). Further references can also be found in "Useful proteins from recombinant bacteria" in Scientific American, 1980, 242:74-94.

10

According to one embodiment B. subtilis is transformed by an expression vector carrying the mutated DNA. If expression is to take place in a secreting microorganism such as B. subtilis a signal sequence may follow the translation 15 initiation signal and precede the DNA sequence of interest. The signal sequence acts to transport the expression product to the cell wall where it is cleaved from the product upon secretion. The term "control sequences" as defined above is intended to include a signal sequence, when is 20 present.

In a currently preferred method of producing cellulase variants of the invention, a filamentous fungus is used as the host organism. The filamentous fungus host organism may 25 conveniently be one which has previously been used as a host for producing recombinant proteins, e.g. a strain of Aspergillus sp., such as A. niger, A. nidulans or A. oryzae. The use of A. oryzae in the production of recombinant proteins is extensively described in, e.g. EP 238 023.

30

For expression of cellulase variants in Aspergillus, the DNA sequence coding for the cellulase variant is preceded by a promoter. The promoter may be any DNA sequence exhibiting a strong transcriptional activity in Aspergillus 35 and may be derived from a gene encoding an extracellular or intracellular protein such as an amylase, a glucoamylase, a protease, a lipase, a cellulase or a glycolytic enzyme.

Examples of suitable promoters are those derived from the gene encoding A. oryzae TAKA amylase, Rhizomucor miehei aspartic proteinase, A. niger neutral α -amylase, A. niger acid stable α -amylase, A. niger glucoamylase, Rhizomucor
5 miehei lipase, A. oryzae alkaline protease or A. oryzae triose phosphate isomerase.

In particular when the host organism is A. oryzae, a preferred promoter for use in the process of the present
10 invention is the A. oryzae TAKA amylase promoter as it exhibits a strong transcriptional activity in A. oryzae. The sequence of the TAKA amylase promoter appears from EP 238 023.

15 Termination and polyadenylation sequences may suitably be derived from the same sources as the promoter.

The techniques used to transform a fungal host cell may suitably be as described in EP 238 023.

20

To ensure secretion of the cellulase variant from the host cell, the DNA sequence encoding the cellulase variant may be preceded by a signal sequence which may be a naturally occurring signal sequence or a functional part thereof or a
25 synthetic sequence providing secretion of the protein from the cell. In particular, the signal sequence may be derived from a gene encoding an Aspergillus sp. amylase or glucoamylase, a gene encoding a Rhizomucor miehei lipase or protease, or a gene encoding a Humicola cellulase, xylanase
30 or lipase. The signal sequence is preferably derived from the gene encoding A. oryzae TAKA amylase, A. niger neutral α -amylase, A. niger acid-stable α -amylase or A. niger glucoamylase.

35 The medium used to culture the transformed host cells may be any conventional medium suitable for growing Aspergillus cells. The transformants are usually stable and may be

cultured in the absence of selection pressure. However, if the transformants are found to be unstable, a selection marker introduced into the cells may be used for selection.

5

The mature cellulase protein secreted from the host cells may conveniently be recovered from the culture medium by well-known procedures including separating the cells from the medium by centrifugation or filtration, and precipitat-
10 ing proteinaceous components of the medium by means of a salt such as ammonium sulphate, followed by chromatographic procedures such as ion exchange chromatography, affinity chromatography, or the like.

15 According to the invention, the cellulase variant may typically be added as a component of a detergent composition. As such, it may be included in the detergent composition in the form of a non-dusting granulate, a liquid, in particular a stabilized liquid, or a protected enzyme. Non-
20 dusting granulates may be produced, e.g., as disclosed in US 4,106,991 and 4,661,452 (both to Novo Industri A/S) and may optionally be coated by methods known in the art. Liquid enzyme preparations may, for instance, be stabilized by adding a polyol such as propylene glycol, a sugar or
25 sugar alcohol, lactic acid or boric acid according to established methods. Other enzyme stabilizers are well known in the art. Protected enzymes may be prepared according to the method disclosed in EP 238,216. The detergent composition may further include one or more other enzymes,
30 such as a protease, lipase, peroxidase, oxidase or amylase, conventionally included in detergent additives.

The detergent composition of the invention may be in any convenient form, e.g. as powder, granules or liquid. A
35 liquid detergent may be aqueous, typically containing up to 90% water and 0-20% organic solvent.

The detergent composition comprises a surfactant which may be anionic, non-ionic, cationic, amphoteric or a mixture of these types. The detergent will usually contain 0-50% anionic surfactant such as linear alkyl benzene sulphonate (LAS), alpha-olefin sulphonate (AOS), alkyl sulphate (AS), alcohol ethoxy sulphate (AES) or soap. It may also contain 0-40% non-ionic surfactant such as nonyl phenol ethoxylate or alcohol ethoxylate. Furthermore, it may contain a polyhydroxy fatty acid amide surfactant (e.g. as described in WO 92/06154).

The detergent composition may additionally comprise one or more other enzymes, such as an amylase, lipase, peroxidase, oxidase, esterase, cellulase, endoglucanase type II or protease.

The pH (measured in aqueous detergent solution) will usually be neutral or alkaline, e.g. 7-11. The detergent may contain 1-40% of a detergent builder such as zeolite, phosphate, phosphonate, citrate, NTA, EDTA or DTPA, alkenyl succinic anhydride, or silicate, or it may be unbuilt (i.e. essentially free of a detergent builder). It may also contain other conventional detergent ingredients, e.g. fabric conditioners, foam boosters, bleaching agents, perborate, percarbonate, tetraacetyl ethylene diamine (TAED) or nonanoyloxybenzene sulphonate (NOBS), anti-corrosion agents, soil-suspending agents, sequestering agents, anti-soil redeposition agents, stabilizing agents for the enzyme(s), foam depressors, dyes, bactericides, optical brighteners or perfumes.

Particular forms of detergent composition within the scope of the invention include:

- a) A detergent composition formulated as a detergent powder containing phosphate builder, anionic surfactant, nonionic surfactant, silicate, alkali to adjust to desired

pH in use, and neutral inorganic salt.

- b) A detergent composition formulated as a detergent powder containing zeolite builder, anionic surfactant, 5 nonionic surfactant, acrylic or equivalent polymer, silicate, alkali to adjust to desired pH in use, and neutral inorganic salt.
- c) A detergent composition formulated as an aqueous detergent liquid comprising anionic surfactant, nonionic surfactant, humectant, organic acid, caustic alkali, with a pH in use adjusted to a value between 7 and 11.
- d) A detergent composition formulated as a nonaqueous detergent liquid comprising a liquid nonionic surfactant consisting essentially of linear alkoxyated primary alcohol, phosphate builder, caustic alkali, with a pH in use adjusted to a value between about 7 and 11.
- 20 e) A detergent composition formulated as a detergent powder in the form of a granulate having a bulk density of at least 600 g/l, containing anionic surfactant and nonionic surfactant, low or substantially zero neutral inorganic salt, phosphate builder, and sodium silicate.
- 25 f) A detergent composition formulated as a detergent powder in the form of a granulate having a bulk density of at least 600 g/l, containing anionic surfactant and nonionic surfactant, low or substantially zero neutral 30 inorganic salt, zeolite builder, and sodium silicate.
- g) A detergent composition formulated as a detergent powder containing anionic surfactant, nonionic surfactant, acrylic polymer, fatty acid soap, sodium carbonate, sodium 35 sulphate, clay particles, and sodium silicate.
- h) A liquid compact detergent containing 5-65% by weight of

surfactant, 0-50% by weight of builder and 0-30% by weight of electrolyte.

Apart from these ingredients, the detergent compositions 5 a)-h) include a cellulase variant of the invention and optionally one or more other enzymes, as indicated above.

It is at present contemplated that, in the detergent composition of the invention, the cellulase variant may be added 10 in an amount corresponding to 0.001-100 mg enzyme per litre of wash liquor.

The following examples illustrate the invention and should not be construed in any way as limiting the scope of the 15 present invention:

EXAMPLE 1

Effect of variations in the linking region on residual 20 activity

The residual activity of the cellulase variants after storage in liquid detergent containing protease enzymes has been evaluated with two different assays.

25

The S-CEVU assay quantifies the amount of catalytic activity present in the sample by measuring the ability of the sample to reduce the viscosity of a solution of carboxymethylcellulose (CMC). This activity is only related to 30 the enzyme core and is unaffected by the presence or absence of the linking region and the CBD region.

The S-CEVU assay is carried out at 40°C, pH 7.5 using an relative enzyme standard for reducing the viscosity of the 35 substrate (CMC). The method is available from the Applicant as No. AF-302/2GB upon request.

The Dyed Avicel Assay (DAA) quantifies the amount of cellulase able to attach to insoluble cellulose and release dye bound to the surface of the cellulosic powder. Cellulases without the linking region and the CBD region exhibit low activity on this substrate and the assay can therefore be used to monitor the proteolytic degradation of intact cellulases to enzyme core.

Since the washing performance of cellulases without the linking region and the CBD region is lower than for intact enzymes, the DAA correlates to some degree with the washing performance of cellulases stored in detergent containing protease enzyme(s).

The following cellulase variants according to the present invention were tested for residual activity:

Variant I: V221S+N222S+Q223T

Variant II: V240P+Q241P

20

The *H. insolens* 43 kD endoglucanase described in WO91/17243 was used as the reference (parent) cellulase.

25 DYED AVICEL ASSAY, (DAA).

The enzymatic reaction of a cellulase with a cellulose powder dyed with Remazol Brilliant Blue releases an amount of dye related to the activity of the cellulase.

30

Reaction conditions:

	pH	7.50
	Temperature	40°C
35	Substrate	Dyed microcrystalline cellulose
	Buffer	0.1 M Phosphate Buffer pH 7.5

with 1 g/l nonionic tenside
(Berol 160).
Time 60 minutes
Sample concentration 0.5 - 15 S-CEVU/ml

5

Preparation of dyed cellulose:

50 g of Sigmacell type 20 cellulose powder was added to 500 ml of deionized water in a 2000 ml glass beaker and stirred
10 with a magnetic stirrer. 4 g of Remazol Brilliant Blue R 19 Dye (C.I. 61200 Reactive Blue 19) was dissolved in 350 ml of deionized water. The dye solution was added to the suspension of Sigmacell and heated to about 55°C. The mixture was stirred for 30 minutes while 100 g of anhydrous
15 sodium sulphate was slowly added.

20 g of trisodium phosphate dodecahydrate was dissolved in 200 ml of deionized water. pH of the Sigmacell/dye solution was adjusted to 11.5 by adding about 150 ml of the tri-sodium phosphate solution.

20 The mixture was stirred for 60 minutes at 55°C.

The mixture was vacuum filtered by means of a 1000 ml Büchner funnel and Whatman No.54 filter paper.

The filter cake was washed repeatedly with deionized water at 70°C - 80°C until the optical density at 590 nm (OD₅₉₀)
25 of the filtrate (the waste water) was below 0.03.

The filter cake was rinsed with 100 ml of 50% ethanol resulting in further removal of blue colour and subsequent with 100 ml of 96% ethanol.

The cellulose was removed from the funnel and left to dry
30 (in clean bench).

ASSAY REAGENTS

0.1M Phosphate Buffer

35	NaH ₂ PO ₄ ·2H ₂ O (Merck 6345.1000)	15.6 g
	Deionised water	add 800 ml
	Berol 160 (AEO)	1.0 g

Filtrating funnels

Finnpipette 1-5ml

Test tubes and rack for collection of the filtrate

Magnetic stirrer plate and magnet for substrate suspension.

5

METHOD

The temperature of the water bath must be 40°C.

2 ml of sample or standard solution were measured into test tubes placed in rack. When all tubes were ready, rack was
10 placed in the water bath.

A magnetic stirring rod was added to all tubes, the stirrer plate was started at 600 rpm. With 10 seconds interval, 2 ml of Dyed Cellulose Substrate was added with constant stirring during the pipetting. After 60 min reaction time 2
15 ml Nonionic stop reagent was added to each tube. The well mixed sample at 40°C was poured onto a paper filter in a filtrating funnel, and the clear filtrate was collected. The filtration must be repeated, if the filtrate is unclear. The absorbance at 590 nm of the filtrate was
20 measured. The absorbance of the standard without enzyme, 0 S-CEVU/ml, was subtracted from the absorbance of the samples and other standards. The resulting delta absorbance at 590 nm was plotted against the enzyme activity in the sample solution measured in S-CEVU/ml. The dose-response curve
25 is not linear, (Fig. 8), and the activity of the sample relative to the standard, (or of a stored sample relative to a non-stored sample) can be calculated as shown.

EXPERIMENTAL, storage stability.

30

2475 S-CEVU of a highly purified cellulase was freeze dried.

1.65 g liquid detergent was added and stirred until cellulase was dissolved. 0.165 KNPUS) Savinase^o protease was
35 added and mixed thoroughly. 100µl detergent with enzymes was pipetted into (max) seven 1ml Nunc-tubes. One of the tubes was immediately put in the deep-freezer (-18°C) for

reference. The remaining (6) tubes were incubated at 25°C and 35°C, for 1,2 or 5 days. After incubation, the samples were diluted to working concentration, and the residual activity of the stored samples relative to the non-stored reference was determined in the Dyed Avicel Assay. Residual activity of the samples relative to the reference with respect to the activity in S-CEVU/g was also determined.

RESULTS

10

Enzyme	Residual Activity, % DAA						Residual Activity, % S-CEVU					
	25°C, days			35°C, days			25°C, days			35°C, days		
	1d	2d	5d	1d	2d	5d	1d	2d	5d	1d	2d	5d
Carezyme	86	81	63	70	52	33	102	99	93	102	92	82
15 Variant I	105	94	83	78	72	34	98	96	98	97	97	82
Variant II	100	100	81	76	68	44	99	97	88	89	81	76

Fig. 9 shows an example of curves from Dyed Avicel Assay with cellulase variant I.

EXAMPLE 2

Cellulase adsorption on amorphous cellulose

25

Avicel® (Asahi Chemical Co. Ltd., Japan), amorphisized by swelling in 85% phosphoric acid was used as test adsorbent, see example 5 below for further details.

30 The test adsorbent was stored as suspension in distilled water, the content of dry cellulose (typically 15 g/l) being determined by drying and weighting an aliquot in a separate experiment. The adsorbent was dosed by volume (0 - 0.5 ml) into plastic tubes, that can be sealed, to receive

content of cellulose dry mass in the range of 0 - 8 mg. The volume was adjusted to 0.5 ml by distilled water. Ariel Color which is a commercial compact powder detergent was pretreated in order to inactivate enzymes present in the 5 powder detergent by incubating the detergent in a microwave oven for 8 min. at 85°C. 0.3 ml of the pretreated Ariel Color solution (21.67 g/l) in 1 M Gly-NaOH buffer pH 10 was added to each tube, followed by an aliquot of 0.2 ml of enzyme (5 IU/ml) to provide the initial EG activity in the 10 mixture of about 1 IU/ml.

The suspension was shaken for 60 min on a Swelab Instrument 440 mixer at 20°, 1 sec⁻¹ and the substrate with enzyme adsorbed was sedimented by centrifuging at 2500 g, 20° for 5 15 min.

The supernatant was assayed for the unbound endoglucanase activity using a conventional technique such as Red CMC assay (Tikhomirov D.F. et al., *Biotechnologia* (Moscow), translated into English by Plenum Press, 1989, Vol. 5, No. 20 4, p. 518-524).

Enzyme aliquots of 100 µl were added to 1 ml of 1% Red CMC substrate (*Fermentas* Co., Vilnius, Lithuania), pH 7.5 (0.05 M Tris buffer), in narrow glass tubes, the mixture being 25 transferred to a water thermostat, 40°, for 40 min. One more tube was added to the thermostat with buffer instead of enzyme aliquot as blank. The enzymatic reaction was stopped by addition of 1 ml of 80% ethanol containing 0.1 M CaCl₂ with subsequent vigorous shaking. The unhydrolysed 30 substrate was separated by centrifuging the same tubes at 4000 g for 10 min and the supernatant absorbance at 490 nm was measured against water.

The degree of adsorption was plotted in terms of the A_0/A_{super} 35 ratio versus the adsorbent concentration - a linearisation method which gives a straight line in case of a single endoglucanase isoform, homogeneous according to adsorption

properties (Klyosov A.A. et al., *Bioorgan. Chem.* (Moscow), translated into English by Plenum Press, 1982, Vol. 8, No. 5, p. 643-651). The constant of distribution, $K_d = A_{\text{bound}} / (A_{\text{super}} \cdot [S])$, may be determined from this plot as the slope of the 5 line.

The following K_d values were obtained in Ariel Color:

	Carezyme	0.6 l/g
10	Y280F	2.9 l/g
	R252F	4.3 l/g
	Y280F+R252F	3.3 l/g

15 EXAMPLE 3

Washing trials

A. Conditions

20	Apparatus	:	Terg-o-tometer
	Liquid volume	:	150 ml
	agitation	:	100 movements/min
	washing time	:	30 min
	rinse time	:	5 min in tap water
25	washing temp	:	40°
	textile	:	2 swatches 100% aged black cotton 5x6 cm
	Drying	:	Line drying
	repetitions	:	3
30	Pretreatment of commercial detergents:		Incubation in a microwave oven for 8 min at 85°C
	Evaluation	:	The members of the panel are asked to give relative ranking of the surfaces within an experiment in respect to color clarity and level of fuzz. The higher number the better performance.
35			

1. Carezyme versus Y280F

Detergent : Commercial European Compact Color Powder
Granulate, 6.5 g/l, pH 10.2.

5 Water hardness : 3mM Ca⁺⁺

Average panel score (score 1- 6)

No enzyme		1.0
Carezyme	500 S-CEVU/l	3.4
Y280F	500 S-CEVU/l	4.3

10

The data show that the variant have improved performance under the conditions tested.

15 2. Carezyme versus

1) V221S-N222S-Q223T,

2) Y8F,

3) Del(S219-T235)

Detergent : Commercial US Heavy Duty Compact Powder

20 Granulate, 1 g/l, pH 10.

Water hardness : 1mM Ca⁺⁺

Average panel score (score 1 - 11)

No enzyme		1.0
25 Carezyme	250 S-CEVU/l	4.0
Carezyme	500 S-CEVU/l	6.5
Carezyme	1000 S-CEVU/l	9.0
1)	500 S-CEVU/l	10.0
2)	500 S-CEVU/l	8.0
30 3)	500 S-CEVU/l	11.0

The data show that all three variants have improved performance under the conditions tested.

35 B. Conditions

Apparatus : Terg-o-tometer

Liquid volume : 800 ml

- washing time : 12 min
 rinse time : 4 min in tap water
 washing temp : 35°
 textile : 2 swatches 100% aged black cotton
 5 10x15 cm
 Drying : Tumble drying
 repetitions : 11
 Pretreatment of
 commercial detergents: Incubation in a microwave oven for
 10 8 min at 85°C
 Evaluation : The members of the panel are asked to
 grade the enzyme treated surface versus
 no enzyme in respect to visual ap-
 pearance (color clarity and fuzz) ac-
 15 cording to a determined scale. Rank :
 0= no benefit
 1= recognizable benefit
 2= easy recognizable benefit
 3= Large benefit
 20 4= Very large benefit
 5= new textile
1. Carezyme versus A162P
 Detergent : Commercial US Compact Color Powder Granu-
 late, 1 g/l, pH 8.1.
 25 Water hardness : 1mM Ca++ & 0.35 mM Mg

Average panel score

	No enzyme	0
30	Carezyme 15 S-CEVU/l	1.5
	Carezyme 30 S-CEVU/l	2.0
	A162P 15 S-CEVU/l	1.8
	A162P 30 S-CEVU/l	2.7

35 C. Conditions

- Apparatus : Terg-o-tometer
 Liquid volume : 800 ml

- agitation : 100 movements/min
- washing time : 30 min
- rinse time : 10 min in tap water
- washing temp : 40°
- 5 textile : 2 swatches 100% aged black cotton 10x15 cm
- Drying : Tumble drying
- repetitions : 4
- Pretreatment of
- 10 commercial detergents: Incubation in a microwave oven for 8 min at 85°C
- Evaluation : The members of the panel are asked to grade the enzyme treated surface versus no enzyme in respect to visual appearance (color clarity and fuzz) according to a determined scale. Rank :
- 15
- 20
- 0= no benefit
- 1= recognizable benefit
- 2= easy recognizable benefit
- 3= Large benefit
- 4= Very large benefit
- 5= new textile

- 25 1. Carezyme versus W62E
- Detergent : Commercial European Compact Powder Granulate, 6.5 g/l, pH 10.2.
- Water hardness : 3mM Ca++

		Average panel score
30	No enzyme	0
	Carezyme 50 S-CEVU/l	1.0
	Carezyme 80 S-CEVU/l	1.3
	Carezyme 120 S-CEVU/l	1.8
35	Carezyme 150 S-CEVU/l	2.0
	W62E 100 S-CEVU/l	1.9

EXAMPLE 4

Peroxidase stabilised 43 kD cellulase variant

5 The peroxidase system (POD system) used for Dye Transfer
Inhibition (DTI), comprising a *Coprinus cinereus* peroxidase
(CiP, obtained according to EP Patent Application 179,486),
hydrogen peroxide, and p-hydroxy benzene sulphonate (pHBS)
as peroxidase enhancing agent was simulated in a Britton-
10 Robinson buffer, pH 8.5:

[pHBS]: 50 μ M, [H₂O₂]: 200 μ M, [CiP]: 2 PODU/ml, [-
cellulase]: 1.4 ECU/ml, 10 mM Britton-Robinson buffer, pH
8.5.

15

The 43 kD cellulase and the cellulase variant Y147S were
incubated with the POD system for 10 min at 35 °C. Samples
were withdrawn and diluted 5 times with ice-cold 0.1 M
sodium phosphate, pH 7.0. The residual activities of the
20 cellulases were measured by the CMCU method using the fer-
ricyanide detection principle.

The results are presented in the table below which shows
that the substitution Y147S leads to a cellulase variant
25 which is stable towards the POD system.

Cellulases	Residual activity after POD treatment (%)
30 43 kD cellulase	10
Variant Y147S	85

EXAMPLE 5

Determination of alkaline cellulase activity on amorphous cellulose

5

Method:

Substrate preparation: 20 gram acid-swollen AVICEL[®] stock solution (see below for a preparation which can be stored
10 for one month) was centrifuged for 20 min. at 5000 rpm., the supernatant was poured off, and the sediment was resuspended in 30 ml of buffer. Then centrifuged for 20 min. at 5000 rpm, the supernatant was poured off, and the sediment was resuspended in buffer to a total of 30 g.. This
15 corresponds to a substrate concentration of 10 g AVICEL/-litre.

Buffer: 0.1M Barbital at pH 8.5 or 0.1M Glycine at pH 10.0

20 **Enzyme solution:**

The enzymes were diluted to an activity of 0.5 S-CEVU/ml at pH 8.5 or 0.75 S-CEVU/ml at pH 10.0.

Reagents:25 **2 % NaOH, PHBAH-reagent:** 1.5 g of p-hydroxy benzoic acid hydrazide and 5.0 g sodium tartrate was dissolved in 100 ml of 2 % NaOH.

The substrate, the buffer and the enzyme solution were mixed as follows:

30

Substrate μl	Buffer μl	Enzyme sol. μl	Subst. conc. (final) g/l
50	1950	500	0.20
125	1875	500	0.50
250	1750	500	1.00
500	1500	500	2.00
750	1250	500	3.00
1000	1000	500	4.00

5

The substrate/buffer solution was preheated for 5 min at 40 °C. Then the enzyme solution was added and the solution was whirlmixed for 5 sec., followed by incubation for 20 min. at 40 °C.

15 The reaction was stopped by adding 500 μl 2% NaOH solution, followed by whirlmixing for 5 sec.

The samples were centrifuged for 20 min. at 5000 rpm. 1000 μl of supernatant was transferred from the test tubes to new test tubes, and 500 μl PHBAH-reagent was added,

20 followed by boiling for 10 min.

The test tubes were cooled in ice water.

The absorbance of the samples were measured on a spectrophotometer at 410 nm.

25 Standard glucose curve:

A stock solution containing 300 mg/l was diluted to 5, 10, 15 and 25 mg/l.

1000 μl of the diluted standards were mixed with 500 μl of
30 PHBAH-reagent, and were treated as the other samples, see above.

Determination of activity:

The release of reducing glucose equivalent was calculated using the standard curve.

The enzyme concentration was calculated using the molar absorbance of 61300 (ϵ) for the 43 kD endoglucanase. The K_m , V_{max} and K_{cat} was calculated from a Lineweaver-Burk plot using different substrate concentrations.

The molar absorbance of the cellulase variants having substituted tyrosines and tryptophanes was adjusted accordingly using a absorbance value for tryptophane of 5690(ϵ) and for tyrosine of 1280(ϵ) and cystein 120(ϵ).

The extinction coefficients (ϵ) are disclosed in Gill, S.C. and Hippel, P.H.: Calculation of protein extinction coefficients from amino acid sequence data; Analytical Biochemistry vol 182, (319-326), (1989).

Each of the tested cellulase variants was purified to high homogeneity giving a single band in SDS-PAGE analysis (the ratio A_{280}/A_{260} was checked as being above 1.5).

Preparation of Acid swollen cellulose:

Materials:

- 25 5 g Avicel®. (Art. 2331 Merck)
- 150 ml 85% Ortho-phosphoric-acid. (Art. 573 Merck)
- 400 ml Acetone. (Art. 14 Merck)
- 1.3 l Deionized water (Milli Q)
- 1 l glass beaker
- 30 1 l glass filter funnel
- 2 l suction flask
- Ultra Turrax Homogenizer

Procedure:

- 35 The Acetone and the phosphoric-acid was cooled on ice. The 5 g. Avicel® was moistened with water, then 150 ml of ice cold 85% Ortho-phosphoric-acid was added, and the

mixture was placed on ice bath with weak stirring for 1 h.
 100 ml of ice cold acetone was added with stirring, fol-
 lowed by transfer of the mixture to a glass filter funnel,
 followed by washing with 3 x 100 ml ice cold acetone and
 5 dry suction after each washing.

The filter cake was washed with 2 x 500 ml water and sucked
 as dry as possible after each wash.

The filter cake was resuspended to a total volume of 300 ml
 and blended to homogeneity (using the Ultra Turrax Homogen-
 10 izer).

The resulting product was stored in a refrigerator.

The following results was obtained with 43 kD cellulase and
 the variants A162P and W62E, respectively:

15

Kcat at pH 8,5 per sec. Kcat at pH 10 per sec

43 kD	57	25
20 A162P	64	36
W62E	41	31

As can be seen from the table, both substitution have en-
 hance catalytic activity on the substrate amorphous Avicel
 25 under alkaline condition (pH 10.0).

EXAMPLE 6

LAS inhibition of cellulase

30

The cellulase was incubated with different concentrations
 of LAS (linear alkyl benzene sulphonate; Nansa 1169/P) for
 10 min at 40°C.

35 The residual activity was determined using the CMCU method
 described below.

LAS was diluted in 0.1 M phosphate buffer pH 7.5.

The following concentrations were used:

500 ppm, 250 ppm, 100 ppm, 50ppm, 25ppm, and 10 ppm on no LAS.

5

The cellulase was diluted in the different LAS buffers to 0,2 S-CEVU/ml final concentration in a total volume of 10 ml and incubated for 10 min in a temperature controlled water bath.

10

Then the residual activity was determined in duplicate using the CMCU substrate and measuring reducing sugars. The two samples of 0,5 ml solution were mixed with 1,5 ml 1% CMC solution (Hercules 7L) prepared in the same phosphate buffer, incubation for 20 min at 40°C, and then

stopped with PHBAH, sodium tartrate in 2% NaOH.

The similar blank sample of 0,5 ml was added to the CMC solution after addition of stop reagent.

20

The samples was cooked for 10 min and the absorbance was measured at 410 nm.

The activity was measured after subtraction of the blank.

25 The activity with no LAS was 100%.

In fig. 10 is shown the residual activity of the 43 kD cellulase and the cellulase variants A162P and R158E, respectively. The 43 kD cellulase is denoted "Wild", the A162P variant is denoted "248", and the R158E variant is denoted "280".

As can be seen from the figure the substitution of A162P or R158E enhance the stability of the cellulase against LAS (anionic surfactant).

35

CLAIMS

1. A cellulase variant of a parent cellulase comprising a cellulose binding domain (CBD), a catalytically active
5 domain (CAD) and a region linking the cellulose binding domain and catalytically active domain (the linking region), wherein, to improve the properties of the cellulase variant, one or more amino acid residues of the CBD, CAD or linking region is deleted or substituted by one or
10 more amino acid residues and/or one or more amino acids are added to the linking region and/or another CBD is added at the opposite end of the catalytically active domain.

2. A cellulase variant according to claim 1, wherein one or
15 more amino acid residues are deleted from the linking region, or wherein one or more amino acids are added to the linking region, or wherein the sensitivity of the cellulase variant towards proteases is decreased by deleting or substituting one or more amino acid residues of said linking
20 ing region which are sensitive to hydrolysis by proteases by one or more amino acid residues which are resistant to hydrolysis by proteases.

3. A cellulase variant according to claim 2, wherein one or
25 more amino acid residues of the linking region are substituted by one or more amino acid residues providing sites for O-glycosylation, in particular Thr or Ser, or by Pro.

4. A cellulase variant according to claim 1, wherein the
30 binding properties of the cellulase variant are modified by

(a) substituting one or more amino acid residues participating in cellulose binding to provide a modified binding affinity,

35

(b) changing the electrostatic charge of the CBD by deleting or substituting one or more negatively charged amino

acid residues of the CBD by neutral or positively charged amino acid residues, or substituting one or more positively charged amino acid residues by positively charged amino acid residues, or substituting one or more positively charged amino acid residues by neutral or negatively charged amino acid residues, substituting one or more neutral amino acid residues by negatively charged amino acid residues,

10 (c) adding another CBD at the opposite end of the catalytically active domain, or

(d) substituting one or more amino acid residues by proline.

15

5. A cellulase variant according to claim 1, wherein, to modify the enzymatic activity of the cellulase variant, one or more amino acid residues of the CAD which comprises an elongated cleft containing the catalytically active site, at least one channel leading from the surface of the cellulase molecule to said cleft and supplying water to said cleft for the hydrolysis of cellulose at the active site, and a positively charged surface region in the vicinity of at least one amino acid residue of the active site, 20 are deleted or substituted by one or more other amino acids.

6. A cellulase variant according to claim 5, wherein, to improve the enzymatic activity of the cellulase variant 30 under alkaline conditions, the electrostatic charge in the vicinity of the active site is changed by substituting one or more positively charged amino acid residues of said cleft by one or more neutral or negatively charged amino acid residues, or by substituting one or more neutral amino acid residues by one or more negatively charged amino acid residues, or by substituting one or more negatively charged amino acid residues by more negatively charged amino acid 35

residue(s).

7. A cellulase variant according to claim 5 having a CAD which additionally is provided with a flexible surface loop 5 region, wherein, to improve the enzymatic activity of the cellulase variant under alkaline conditions, one or more amino acid residues of said loop region or one or more amino acids involved in hydrogen bond network to an amino acid residue of the active site are substituted by one or 10 more amino acid residues so as to modify said hydrogen bond network.

8. A cellulase variant according to claim 5 having a CAD which additionally is provided with a flexible surface loop 15 region, wherein, to improve the enzymatic activity of the cellulase variant under alkaline conditions, one or more amino acid residues of the flexible loop region are substituted by one or more amino acid residues so as to change to flexibility of the loop by preserving the ability of the 20 loop to participate in a hydrogen bond network to an amino acid residue of the active site.

9. A cellulase variant according to claim 5 wherein, to improve the enzymatic activity of the cellulase variant 25 under alkaline conditions, one or more amino acid residues of the surface of the active site cleft are substituted by one or more amino acid residues so as to modify the capability of the surface to interact with a substrate.

30 10. A cellulase variant according to claim 5 wherein, to improve the enzymatic activity of the cellulase variant under alkaline conditions, one or more amino acid residues of the surface of the channel leading to the active site cleft are substituted by one or more amino acid residues so 35 as modify the flow of water through the channel.

11. A cellulase variant according to claim 5, wherein, to improve the enzymatic activity of the cellulase variant under alkaline conditions, one or more neutral or negatively charged amino acid residues of the positively charged surface region are substituted by one or more positively charged amino acid residues to increase the positive net charge of the region.

12. A cellulase variant according to claim 1, wherein, to reduce the sensitivity of the cellulase variant to anionic surfactants, one or more neutral amino acid residues on the surface of the CAD are substituted by one or more negatively charged amino acid residues, or one or more positively charged amino acid residues on the surface of the CAD are substituted by one or more neutral or negatively charged amino acid residues, or wherein one or more hydrophobic amino acid residues are substituted by one or more non-hydrophobic amino acid residues, or wherein one or more amino acid residues are substituted by proline, the CAD comprising an elongated cleft containing the catalytically active site, least one channel leading from the surface of the cellulase molecule to said cleft and supplying water to said cleft for the hydrolysis of cellulose at the active site, and a positively charged surface region in the vicinity of at least one amino acid residue of the active site.

13. A cellulase variant according to claim 1, wherein, to reduce the sensitivity of the cellulase variant to oxidation or to the presence of bleaching agents, one or more amino acid residues on the surface of the CAD, CBD or linking region are substituted by one or more amino acid residues which are less sensitive to oxidation or the presence of a peroxidase bleaching system; the CAD comprising an elongated cleft containing the catalytically active site, at least one channel leading from the surface of the cellulase molecule to said cleft and supplying water to said cleft for the hydrolysis of cellulose at the active

site, and a positively charged surface region in the vicinity of at least one amino acid residue of the active site.

14. A cellulase variant according to claim 13, wherein
5 methionine, tryptophan or tyrosine are substituted by serine, asparagine, glutamine, proline, phenylalanine, glutamic acid, arginine or glycine.

15. A cellulase variant according to any of the claims 1 -
10 14, wherein the parent cellulase is a microbial cellulase.

16. A cellulase variant according to claim 15, wherein the parent cellulase is selected from the cellulases classified in family 45 as described in Henrissat, B. et al.: Biochem.
15 J. (1993), 293, p. 781-788.

17. A cellulase variant according to claim 16, wherein the parent cellulase is one derived from a strain of *Humicola*, *Trichoderma*, *Myceliophthora*, *Penicillium*, *Irpex*, *Asper-*
20 *gillus* or *Fusarium*.

18. A cellulase variant according to claim 17, wherein the parent cellulase is one derived from a strain of *Humicola insolens*.

25

19. A cellulase variant according to claim 18, wherein the parent cellulase is a *H. insolens* endoglucanase.

20. A cellulase variant according to claim 19, wherein the
30 parent cellulase is a *H. insolens* 43 kD endoglucanase or a homologue thereof.

21. A cellulase variant according to claim 20, wherein one or more amino acid residues of the linking region are
35 substituted as follows

V221S,T,P
N222S,T,P
Q223S,T,P
V240S,T,P
5 Q241S,T,P

22. A cellulase variant according to claim 21, wherein one or more amino acid residues are substituted as follows

10 V221S + N222S + Q223T and/or
V240P + Q241P

23. A cellulase variant according to claim 20, wherein one or more amino acid residues of the linking region are
15 deleted.

24. A cellulase variant according to claim 20, wherein one or more amino acid residues of the cellulose binding domain (CBD) are substituted as follows

20 E251S,Q,N,P
R252L,Q,H
V268E
A269E,R
25 T265R,E
W253Y,F
A254S,D,G
Q255E,R,K
W261R,Y,F
30 S262A,N,D
T274R
K275R,Q
I276D,Q,N
N277Q,D
35 D278P
W279Y,F
Y280W,F

H281S
 Q282N,R
 Y280F + Q282N

5 25. A cellulase variant according to claim 20, which is modified by substitution of one or more amino acid residues in one or more of the following regions of the catalytic active domain (CAD) of the 43 kD endoglucanase:

10	<u>Region</u>	<u>Residues</u>
	I	2-21
	II	44-48
	III	55-60
	IV	65-67
15	V	72-75
	VI	95-103
	VII	109-123
	VIII	128-136
	IX	142-148
20	X	175-185

or one or more regions corresponding thereto in a homologous cellulase as classified in family 45.

25 26. A cellulase variant according to claim 25, wherein the surface conformation of said active site cleft is changed by substituting one or more amino acid residues in one or more of the positions 4, 5, 6, 7, 8, 10, 11, 12, 13, 15, 18, 20, 21, 44, 45, 48, 74, 82, 90, 110, 114, 117, 119,
 30 121, 128, 131, 132, 147, 176, 178 or 179.

27. A cellulase variant according to claim 25, wherein the hydrogen bonding properties of the flexible loop region are changed by substituting one or more amino acid residues in
 35 one or more of the positions 111, 112, 113, 114, 115, 116, 117, 118 or 119.

28. A cellulase variant according to claim 25, wherein the surface conformation of said channel(s) is changed by
 40 substituting one or more amino acid residues at one or more

of the positions 9, 14, 28, 37, 55, 58, 59, 60, 63, 72, 73, 78, 109, 118, 123, 129, 131, 132, 133, 136, 142, 145, 146, 158, 163, 176, 179, 186 or 196.

5 29. A cellulase variant according to claim 25, wherein the positive electrostatic charge of the positively charged surface region is changed by substituting one or more amino acid residues in one or more of the positions 2, 13, 20, 44, 65, 66, 67, 90, 95, 96, 100, 102, 103, 175, 176, 178, 10 180, 183 or 185.

30. A cellulase variant according to claim 25, wherein the negative charge of the cleft is changed by substituting one or more amino acid residues in one or more of the positions 15 55, 74, 90 or 123.

31. A cellulase variant according to any of claims 25-30, wherein one or more amino acid residues are substituted as follows:

20

- D2N
- S5A
- T6S
- Y8F
- 25 W9S,G
- D10E
- K13R
- S15N,A,D
- W18H
- 30 K20R
- V28T
- R37N,S,A
- K44R
- S45N,D,A
- 35 E48D,Q,A
- S55E,D
- D58N,S,A
- Q59S,A,G
- N65R
- 40 D66R,N
- D67R,N
- A74D,N,S
- Y90F
- S96R
- 45 A100R

K102R
 K103R
 S110N,A,D
 T111G,A,S
 5 G112A
 G113A
 L115I,V,F,H,T,N,Q,G
 G116A
 S116G,A,D,E,N,Q
 10 N118G,A,S,D,R
 H119Q,K
 S123D,E,Y
 K175R
 N179D,H,A
 15 S185R,K
 C11A + C135A
 C12A + C47A
 R37N + D58A

20 32. A cellulase variant according to claim 25, wherein, to
 reduce the sensitivity of the cellulase variant to anionic
 surfactants, one or more amino acid residues on the surface
 of the CAD are substituted in one or more of the positions
 37, 62, 63, 78, 118, 129, 131, 133, 136, 142, 146, 158,
 25 163, 175, 176, 179, 186 or 196.

33. A cellulase variant according to claim 32, wherein one
 or more amino acid residues are substituted as follows

30 R37N,S,A
 W62E,F
 A63D,T,R
 A78D
 N118D
 35 V129D,T,S
 I131L,V,T,N,Q,H,G
 D133Q
 T136D
 L142D,T,S
 40 R146E,Q,S
 R158D
 L163N

N176D

N179D

N186D

R196D

5

34. A cellulase variant according to claim 20, wherein, to reduce the sensitivity of the cellulase variant to anionic surfactants, one or more amino acids are substituted as follows

10

A78P

A162P

K175G,S

35. A cellulase variant according to claim 25, wherein, to reduce the sensitivity of the cellulase variant to oxidation or to the presence of bleaching agents, one or more amino acid residues are substituted in one or more of the positions 8, 9, 18, 62, 104 or 147.

36. A cellulase variant according to claim 35, wherein one or more amino acid residues are substituted as follows

Y8F

W9F,H,S,A

25

W18H,F,A

W62F,E

M104S,N,Q

Y147F,H,S,Q,N,E,D

37. A cellulase variant according to any of the claims 21-24, wherein the parent cellulase is a bacterial cellulase.

38. A cellulase variant according to claim 37, wherein the parent cellulase is a *Pseudomonas* or *Bacillus lautus* cellulase.

39. A detergent composition comprising a cellulase variant according any of the claims 1-38.

40. A detergent compositions according to claim 39, wherein
5 the cellulase variant is present in a concentration corresponding to a concentration in the washing liquor of 0.001 - 100 mg of cellulase protein per litre washing solution.

41. A detergent composition according to claim 39, wherein
10 the detergent composition is a powder composition.

42. A detergent composition according to claim 41, wherein the detergent composition is a heavy duty powder composition.

15

43. A detergent composition according to claim 42, wherein the detergent composition is a compact heavy duty powder composition.

20 44. A detergent composition according to claim 39, wherein the detergent composition is a liquid composition.

45. A detergent composition according to claim 44, wherein the liquid composition is a heavy duty liquid composition.

25

46. A detergent composition according to claim 45, wherein the liquid composition is a compact heavy duty liquid composition.

30 47. A detergent composition according to claim 39 which additionally comprises one or more enzymes selected from the group consisting of protease, lipase, peroxidase, esterase, cellulase, endoglucanase type II, oxidase and amylase.

35

2/11

	N172	N178	Q192
	*	*	*
Psuegb	LTQLQQGCTW	FAEWFEEADN	PSLKYKEVPC
43kdfus	...KDGCHW	RFDWFENADN	PDFTFEQVQC
43kdhum	...KPGCYW	RFDWFKNADN	PSFSFRQVQC
Homology	...k.GC.W	rfdWfEnADN	psf.f.qvqc
			Pael...rsgc .R.dd...fpa
			PAELTTRSGM
			NRSILNDIRN
			KRDDSSFFPA
			RRNDDGNFPA
			209
TCP			
Psuegb	FKGDTASAKP	QPSSSAKKT	TKDSAPVVQK
43kdfus	VQIPSSSTSS	PVNQPTST	TSTSTSSPP
43kdhum	...S...	...T	...P...
Homology			
			245
43kdfus	PTKPADKPQT	DKPVATHPAA	TKPAQPVNKP
43kdhum
Homology	251	...	280 W 282
			F N
			SL252
43kdfus	ATAKASVPPA	YYQCGGSKSA	YPNGLACATG
43kdhum	...SGCTAER	WAQCGGN..G	WSGCTTCVAG
Homology	...QCGG...	...C..G	S.C.K.N..Y
CaHj Mutanter i binding:	E251S	R252L	Y280F
			Y280W
			Q282N
			(Y280F,Q282N)

Fig. 1b

3/11

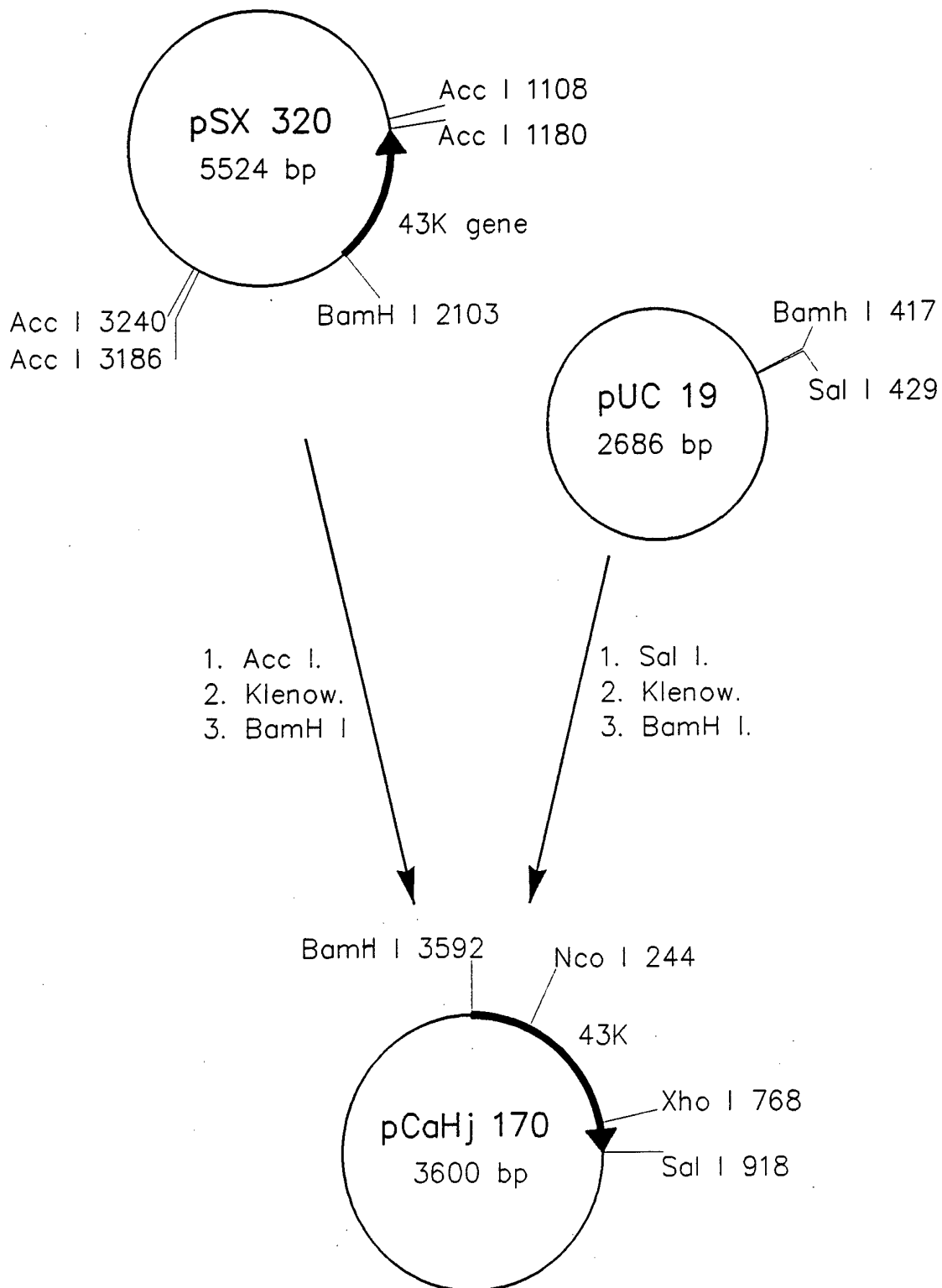


Fig. 2

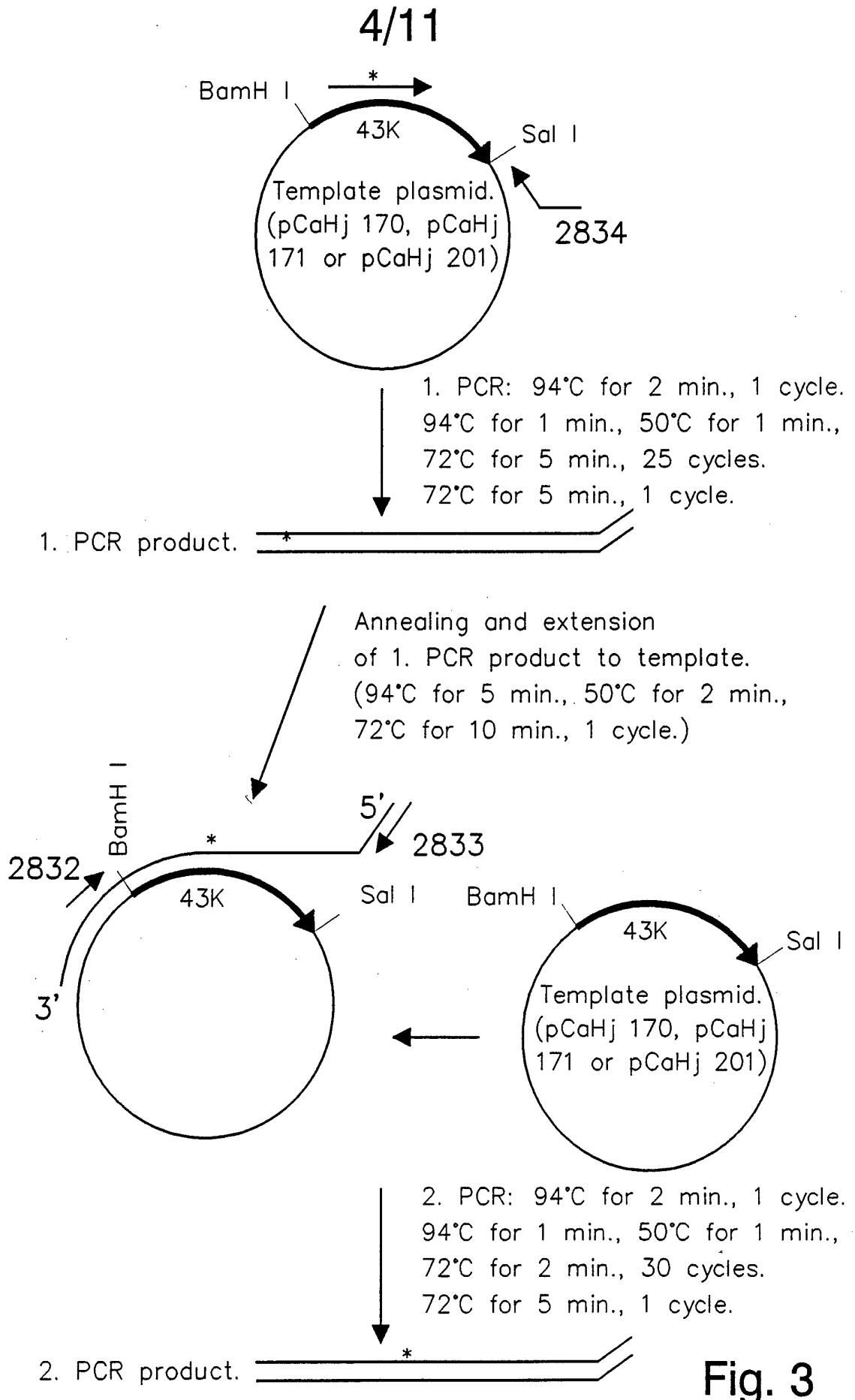


Fig. 3

5/11

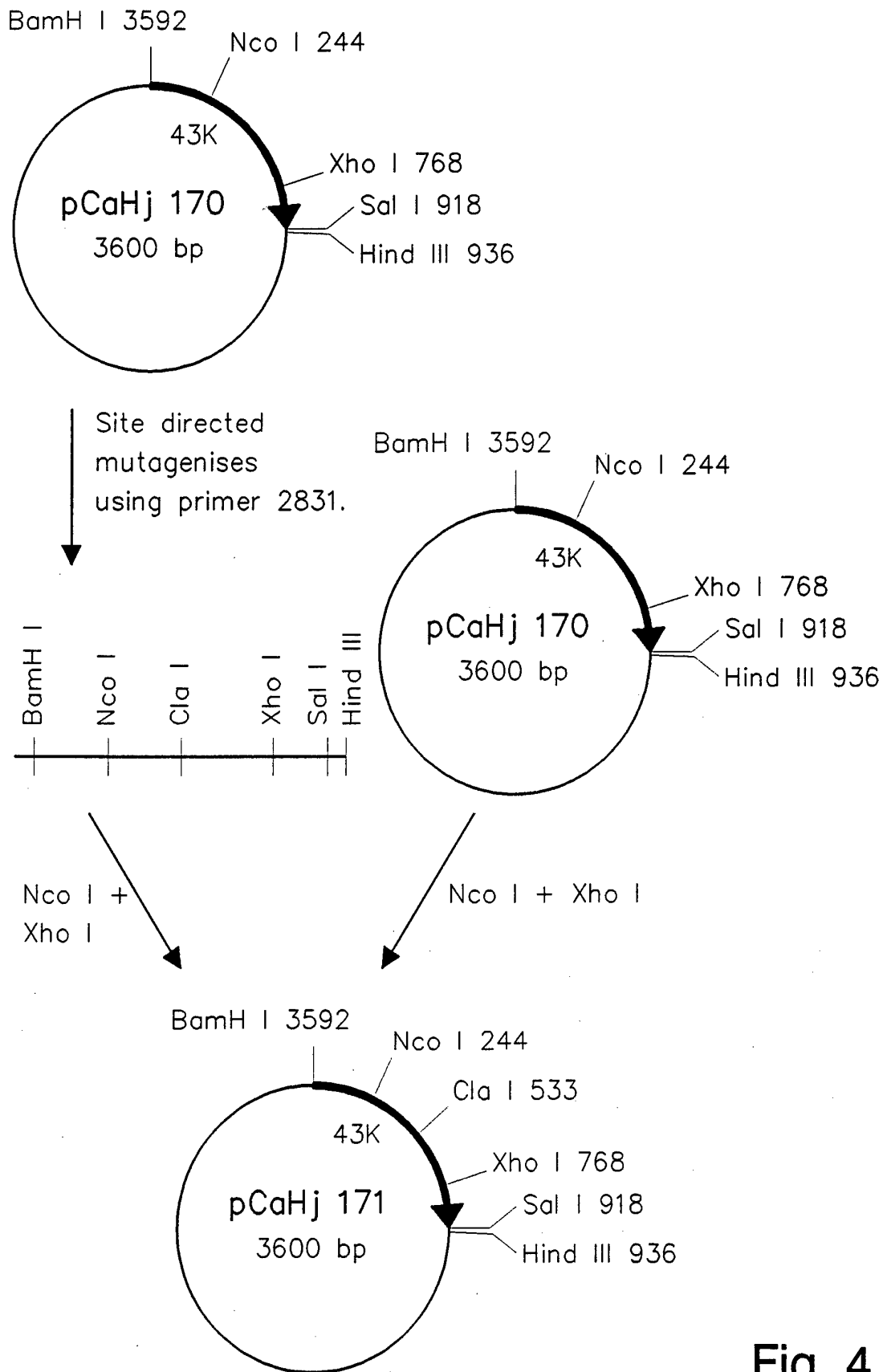


Fig. 4

6/11

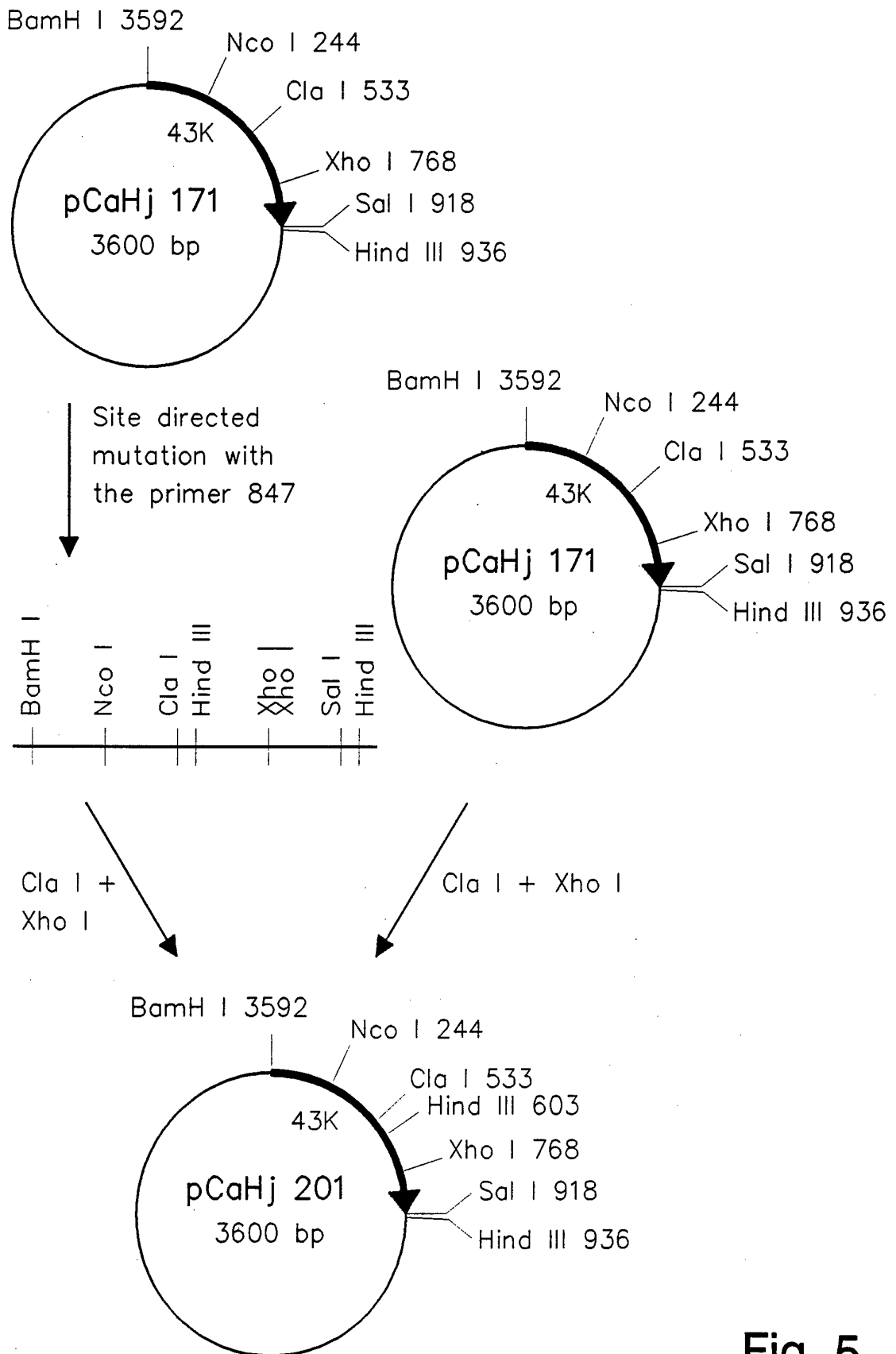


Fig. 5

7/11

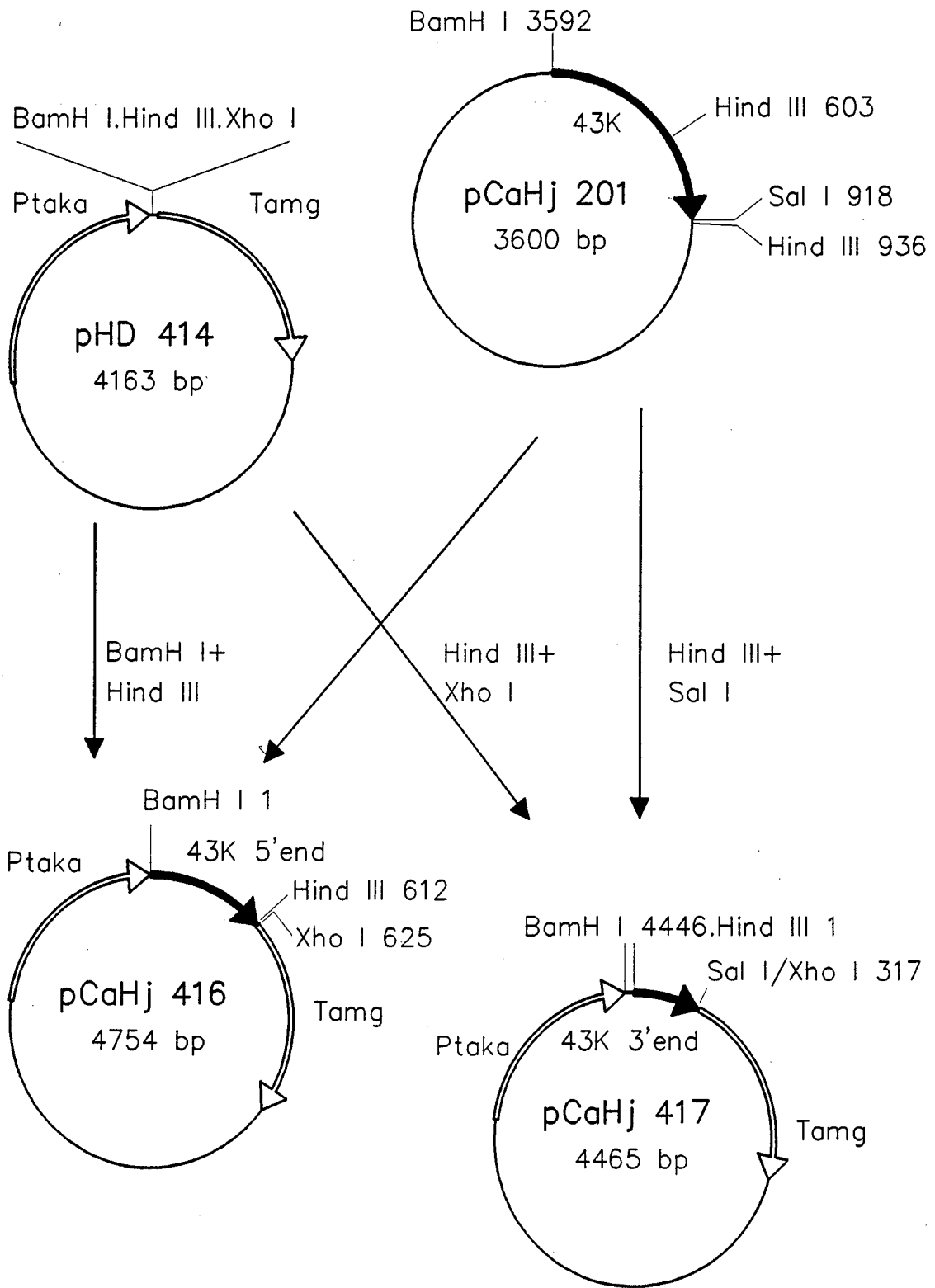


Fig. 6

8/11

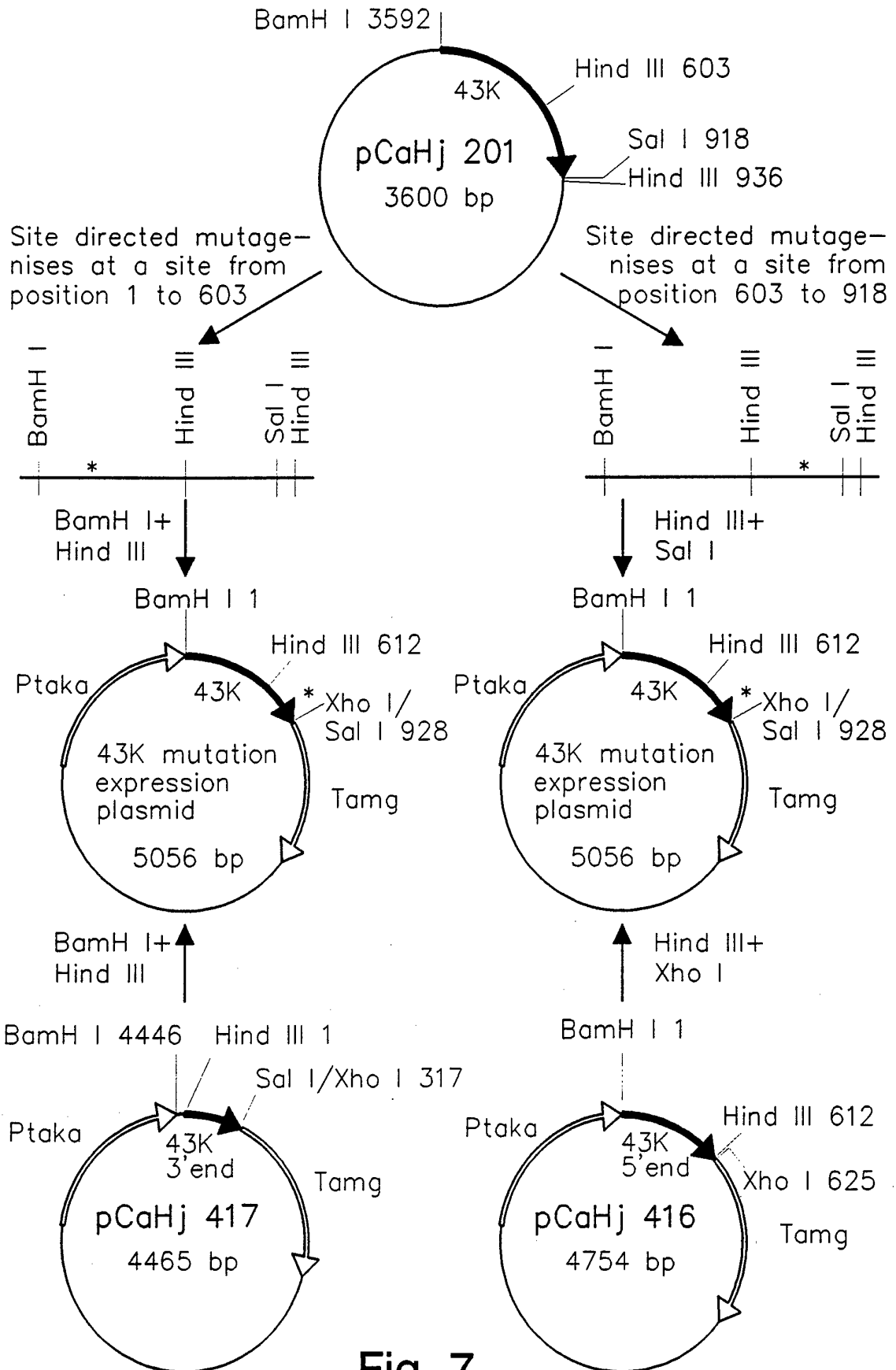
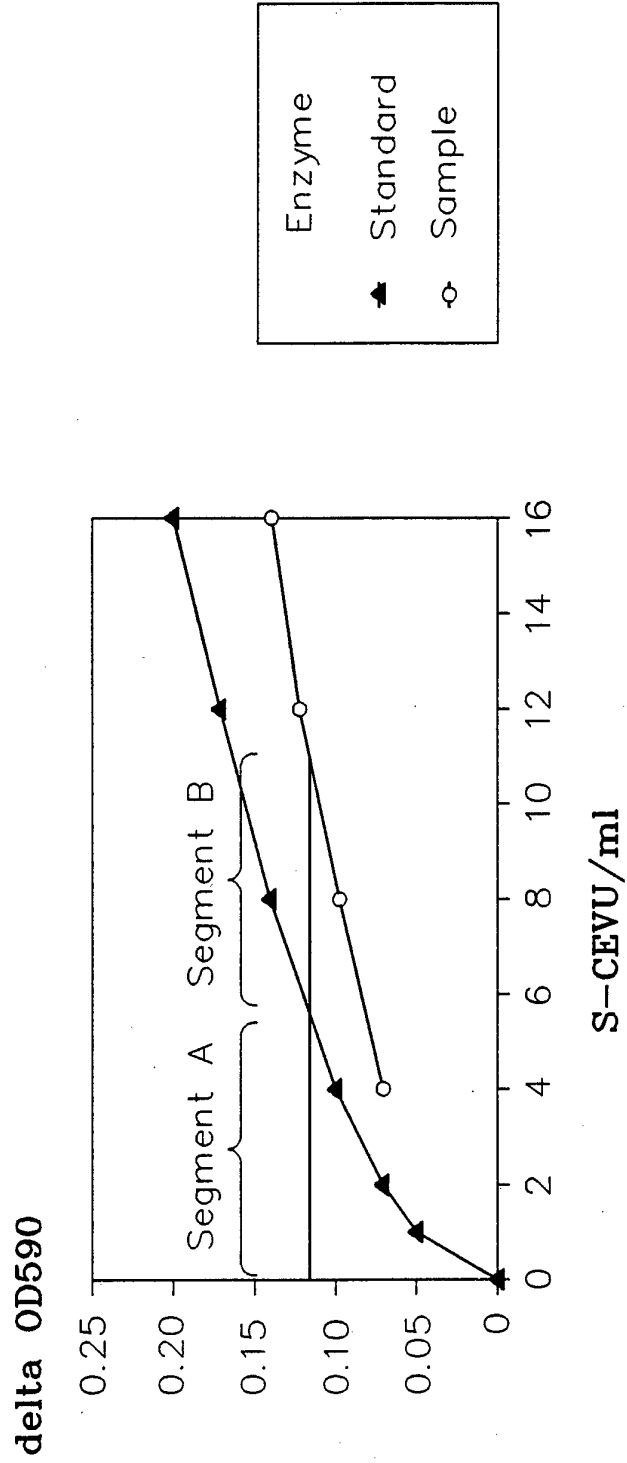


Fig. 7

9/11

Example of standard curve and sample response
in Dyed Avicel Assay.



Activity of sample is $A/(A+B)*100\%$
(In this example equal to $\approx 50\%$)

Fig. 8

10/11

Storage stability of Carezyme (V221S+N222S+Q223T) in lig. detergent

Cellulase: 1500 S-CEVU/g, Savinase: 0.1 KNPU(S)/g. Dyed Avicel Assay.

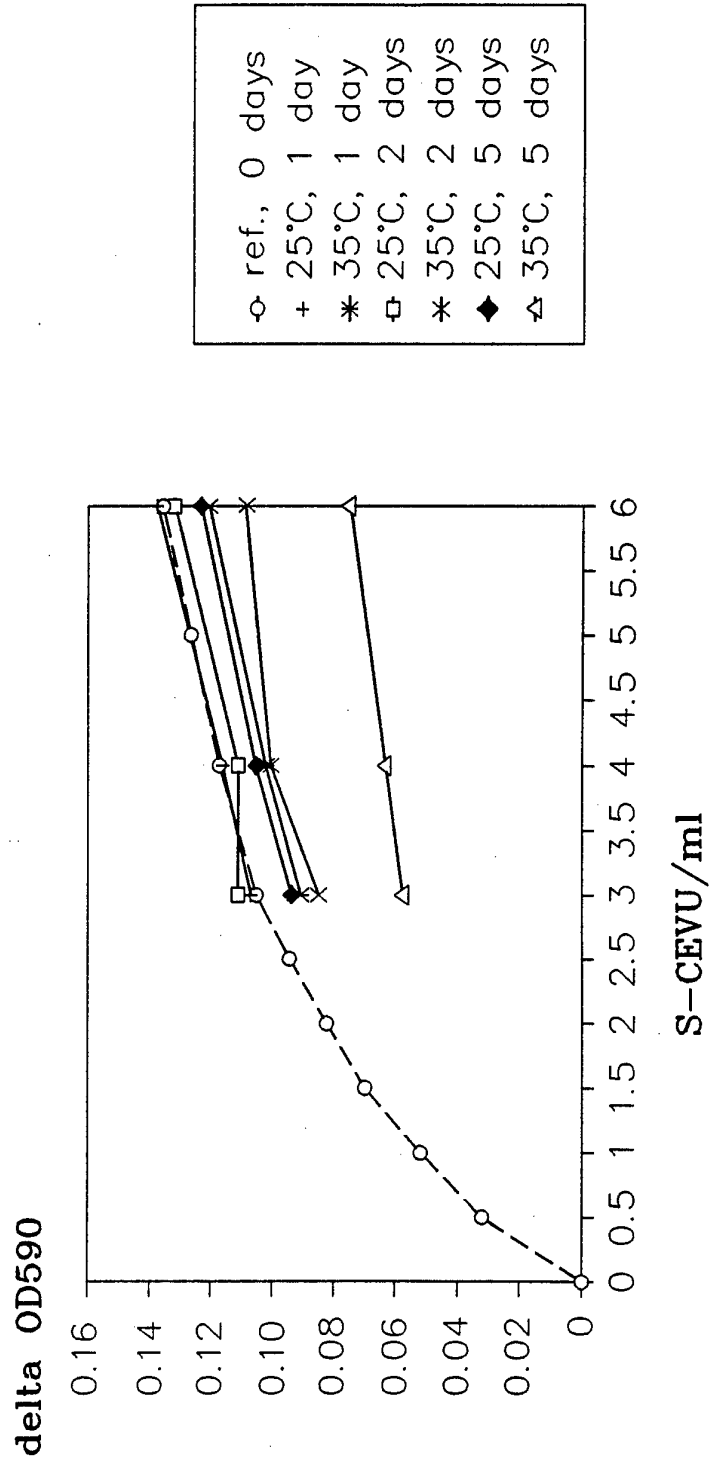


Fig. 9

11/11

LAS inhibition pH 7.5 (CMCU)

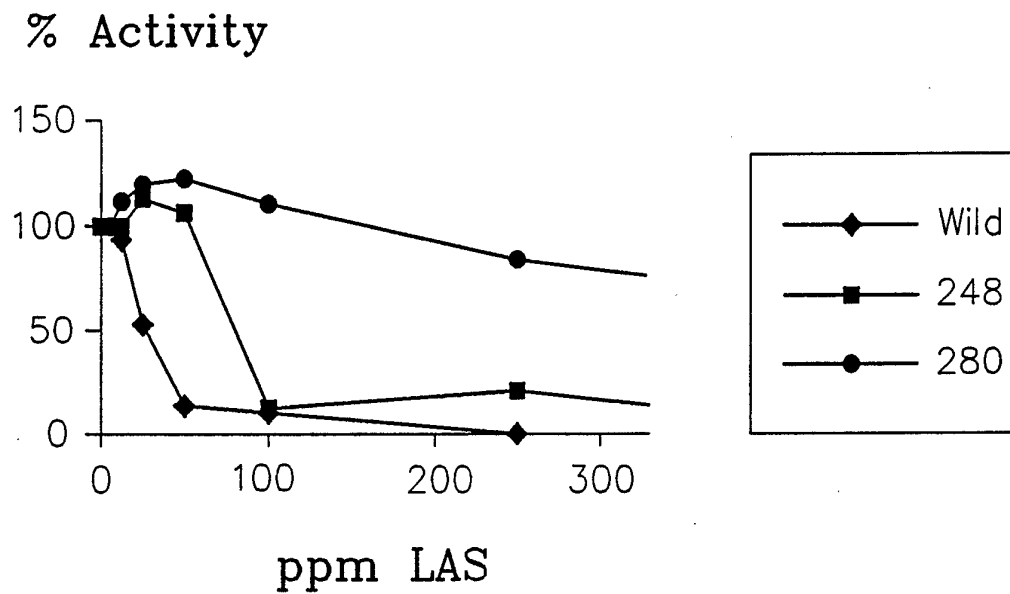


Fig. 10

INTERNATIONAL SEARCH REPORT

International application No.

PCT/DK 93/00327

A. CLASSIFICATION OF SUBJECT MATTER

IPC5: C12N 9/42, C12N 15/56 // C 11 D 3/386

According to International Patent Classification (IPC) or to both national classification and IPC

B. FIELDS SEARCHED

Minimum documentation searched (classification system followed by classification symbols)

IPC5: C12N, C11D

Documentation searched other than minimum documentation to the extent that such documents are included in the fields searched

SE,DK,FI,NO classes as above

Electronic data base consulted during the international search (name of data base and, where practicable, search terms used)

WPI, CA

C. DOCUMENTS CONSIDERED TO BE RELEVANT

Category*	Citation of document, with indication, where appropriate, of the relevant passages	Relevant to claim No.
X	WO, A1, 9110732 (NOVO NORDISK A/S), 25 July 1991 (25.07.91), see page 4, line 10-18, page 9, line 15-29, the claims	1-2,39-47
Y	--	3-38
Y	Dialog Information Services, file 351, World Patent Index, Dialog acc.no. 008854279, ((KAOS) KAO CORP), "Cellulase gene - has DNA fragment encoding cellulase withspecified aminoacid sequence", JP 3240491, A, 911025, 9149	1-47
	--	

 Further documents are listed in the continuation of Box C. See patent family annex.

* Special categories of cited documents:

"A" document defining the general state of the art which is not considered to be of particular relevance

"E" earlier document but published on or after the international filing date

"L" document which may throw doubts on priority claim(s) or which is cited to establish the publication date of another citation or other special reason (as specified)

"O" document referring to an oral disclosure, use, exhibition or other means

"P" document published prior to the international filing date but later than the priority date claimed

"T" later document published after the international filing date or priority date and not in conflict with the application but cited to understand the principle or theory underlying the invention

"X" document of particular relevance: the claimed invention cannot be considered novel or cannot be considered to involve an inventive step when the document is taken alone

"Y" document of particular relevance: the claimed invention cannot be considered to involve an inventive step when the document is combined with one or more other such documents, such combination being obvious to a person skilled in the art

"&" document member of the same patent family

Date of the actual completion of the international search

4 January 1994

Date of mailing of the international search report

12 -01- 1994

Name and mailing address of the ISA/

Swedish Patent Office

Box 5055, S-102 42 STOCKHOLM

Facsimile No. +46 8 666 02 86

Authorized officer

Yvonne Siösteen

Telephone No. +46 8 782 25 00

INTERNATIONAL SEARCH REPORT

International application No.

PCT/DK 93/00327

C (Continuation). DOCUMENTS CONSIDERED TO BE RELEVANT		
Category*	Citation of document, with indication, where appropriate, of the relevant passages	Relevant to claim No.
Y	Chemical Abstracts, Volume 118, No 13, 29 March 1993 (29.03.93), (Columbus, Ohio, USA), Navas Jesus et al, "Site-directed mutagenesis of conserved residues of Clostridium thermocellum endoglucanase CelC.", page 358, THE ABSTRACT No 119786f, Biochem. Biophys. Res. Commun. 1992, 189 (2), 807-812 --	1-47
Y	WO, A1, 9116423 (NOVO NORDISK A/S), 31 October 1991 (31.10.91), see claim 12, abstract --	13-20
Y	The Journal of Biological Chemistry, Volume 260, No 11, June 1985, David A. Estell et al, "Engineering an Enzyme by Site-directed Mutagenesis to Be Resistant to Chemical Oxidation" page 6518 - page 6521 --	13-20
X	WO, A1, 9117244 (NOVO NORDISK A/S), 14 November 1991 (14.11.91), see page 9 lines 22-25 --	14
Y	WO, A1, 9100345 (NOVO NORDISK A/S), 10 January 1991 (10.01.91), see abstract --	29-47
Y	NATURE, Volume 328, August 1987, Alan J. Russell et al, "Rational modification of enzyme catalysis by engineering surface charge" page 496 - page 500 --	1-47
A	EP, A2, 0468464 (SHOWA DENKO KABUSHIKI KAISHA), 29 January 1992 (29.01.92) -- -----	1-47

INTERNATIONAL SEARCH REPORT
Information on patent family members

27/11/93

International application No.
PCT/DK 93/00327

Patent document cited in search report	Publication date	Patent family member(s)	Publication date
WO-A1- 9110732	25/07/91	AU-A- 7189491 EP-A- 0510091	05/08/91 28/10/92
WO-A1- 9116423	31/10/91	EP-A- 0528864	03/03/93
WO-A1- 9117244	14/11/91	AU-A- 7791091 EP-A- 0531315	27/11/91 17/03/93
WO-A1- 9100345	10/01/91	AU-A- 5956690 CA-A- 2062732 EP-A- 0479870	17/01/91 27/12/90 15/04/92
EP-A2- 0468464	29/01/92	JP-A- 4079882 US-A- 5231022	13/03/92 27/07/93