



US00D463523S

(12) **United States Design Patent** (10) **Patent No.:** **US D463,523 S**  
**McCombs** (45) **Date of Patent:** **\*\* Sep. 24, 2002**

- (54) **HUNTING DECOY** D426,281 S \* 6/2000 Davis ..... D22/125
- (76) **Inventor:** **William McCombs**, 17211 Harmony Hill, Spring, TX (US) 77379 6,079,139 A 6/2000 Berry ..... 43/1  
D434,081 S \* 11/2000 Gruber ..... D20/31
- (\*\*) **Term:** **14 Years** \* cited by examiner
- (21) **Appl. No.:** **29/154,617** *Primary Examiner*—Catherine R. Oliver
- (22) **Filed:** **Jan. 25, 2002** (74) *Attorney, Agent, or Firm*—Goldstein & Lavas, P.C.
- (51) **LOC (7) Cl.** ..... **22-05** (57) **CLAIM**
- (52) **U.S. Cl.** ..... **D22/125** The ornamental design for a hunting decoy, as shown and described.
- (58) **Field of Search** ..... D22/125–133; 43/1, 2, 3; 446/226; 40/538; D20/31, 10, 32, 33

(56) **References Cited**

**U.S. PATENT DOCUMENTS**

4,890,571 A	1/1990	Gaskill .....	116/22 A
D339,402 S	* 9/1993	Santos, Jr. ....	D22/125
5,682,701 A	11/1997	Gammon .....	43/2
D398,697 S	* 9/1998	Scordo .....	D22/125

**DESCRIPTION**

FIG. 1 is a perspective view of a hunting decoy.  
 FIG. 2 is a front elevational view thereof.  
 FIG. 3 is a rear elevational view thereof.  
 FIG. 4 is a right side elevational view thereof.  
 FIG. 5 is a left side elevational view thereof.  
 FIG. 6 is a top plan view of the hunting decoy; and,  
 FIG. 7 is a bottom plan view thereof.

**1 Claim, 4 Drawing Sheets**





FIG. 1

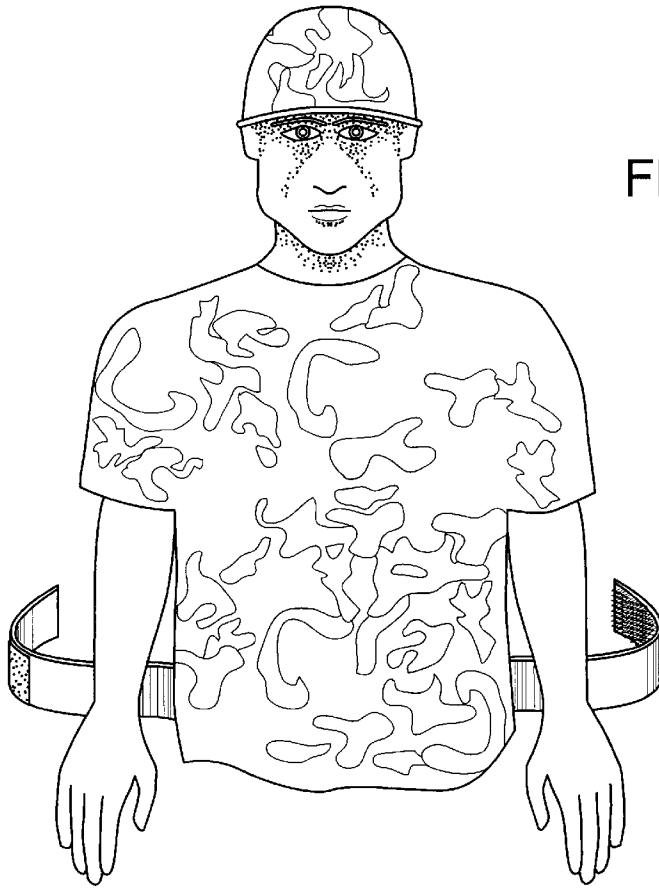
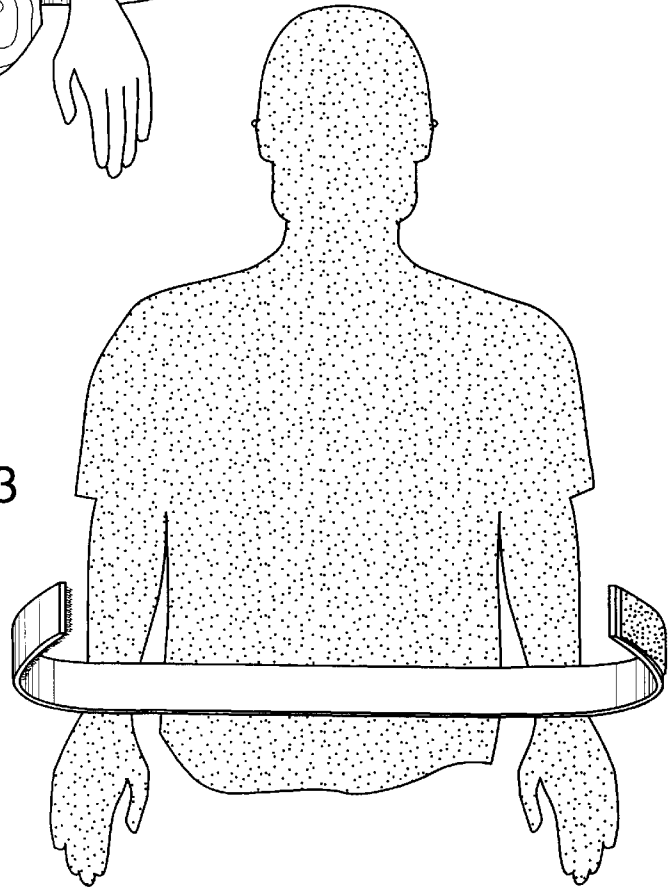


FIG. 2

FIG. 3



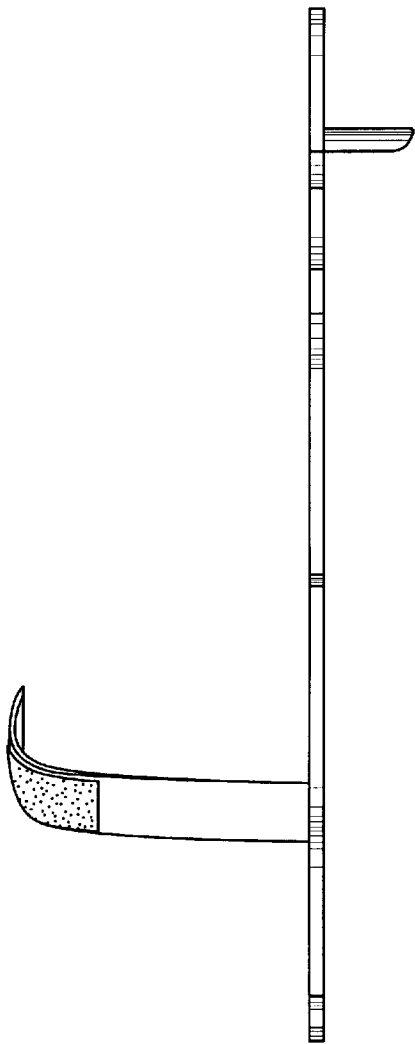


FIG. 4

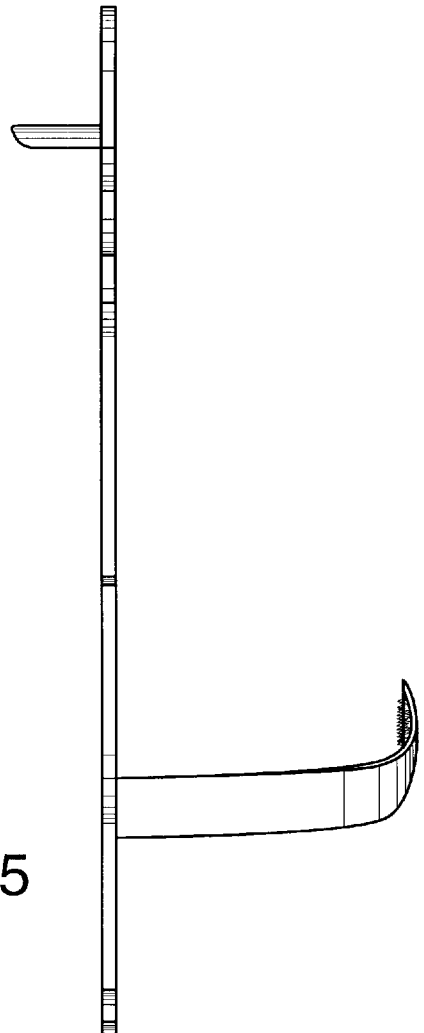


FIG. 5

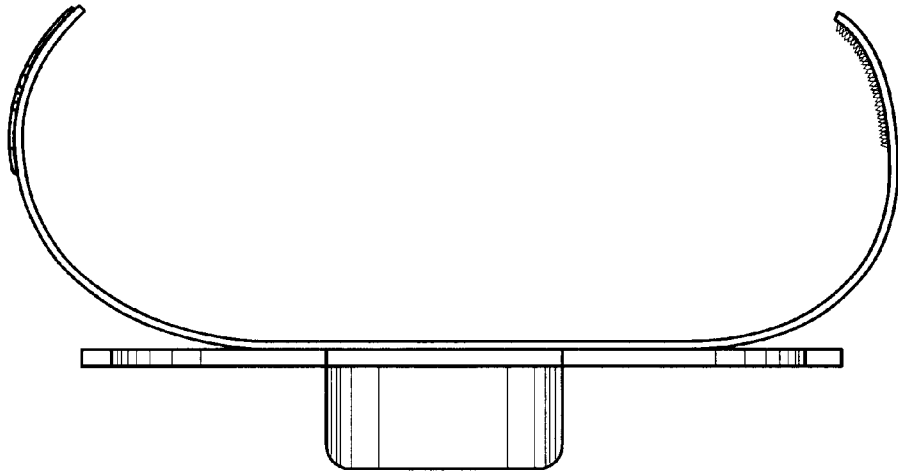


FIG. 6

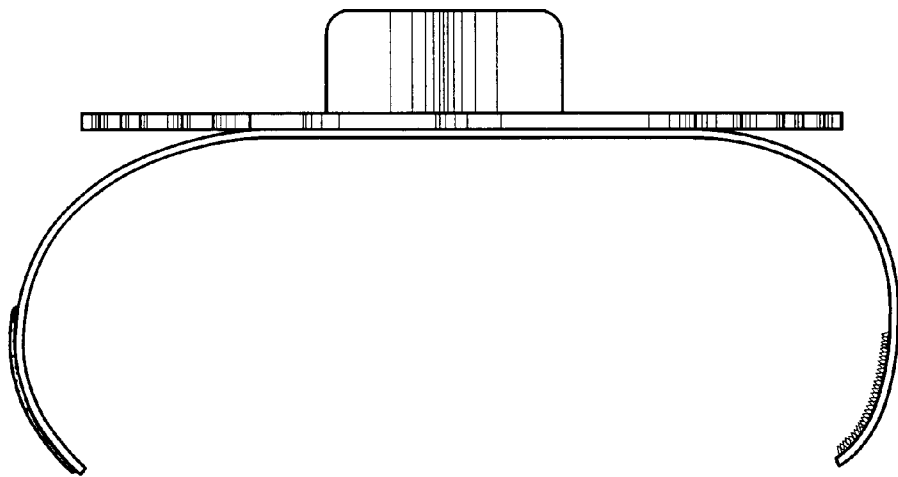


FIG. 7