

(No Model.)

H. F. SEIDEL.
CHIMNEY COWL.

No. 337,022.

Patented Mar. 2, 1886.

Fig. 1.

Fig. 2.

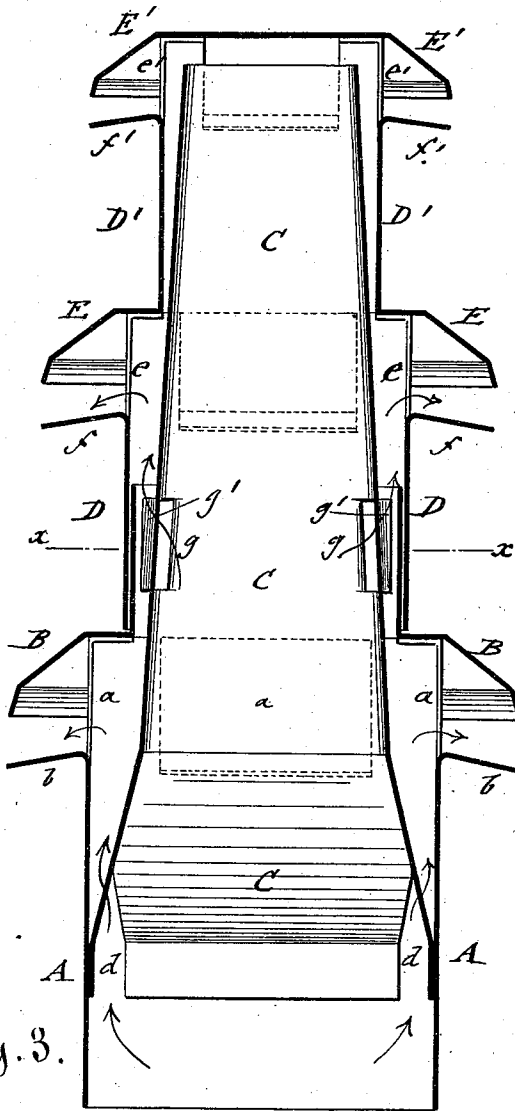
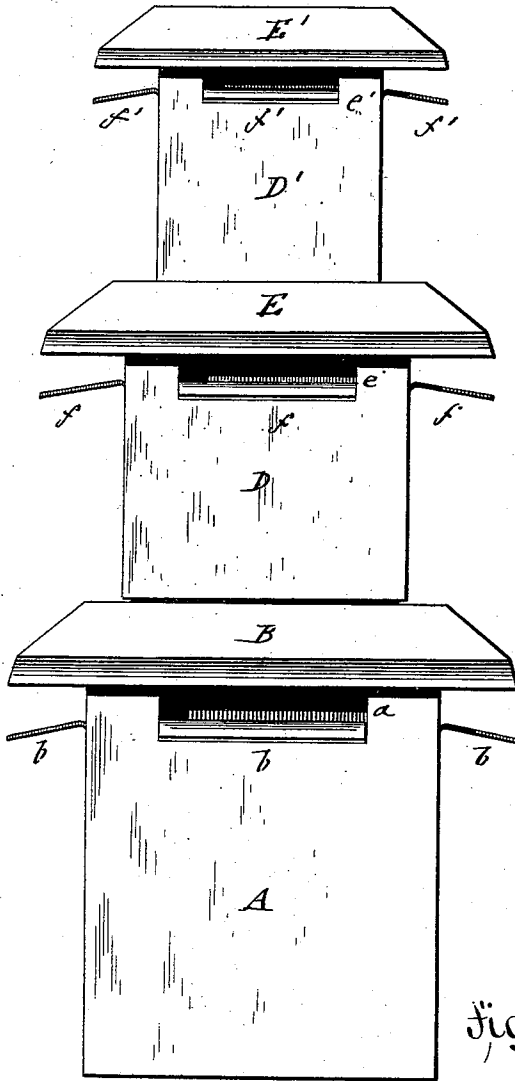
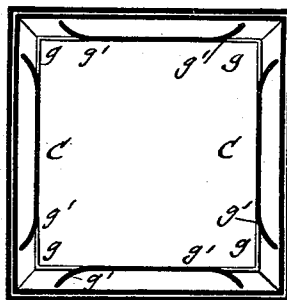


Fig. 3.



WITNESSES

Jos. W. Rosenbaum.
Martin Petry.

INVENTOR

Henry Frank Seidel

By his Attorneys

Loebel & Riegner

UNITED STATES PATENT OFFICE.

HENRY FRANK SEIDEL, OF NEW YORK, N. Y.

CHIMNEY-COWL.

SPECIFICATION forming part of Letters Patent No. 337,022, dated March 2, 1886.

Application filed July 25, 1885. Serial No. 172,621. (No model.)

To all whom it may concern:

Be it known that I, HENRY FRANK SEIDEL, of the city, county, and State of New York, have invented certain new and useful Improvements in Chimney-Cowls, of which the following is a specification.

This invention has reference to an improved chimney-cowl by which the draft of the chimney is kept up whatever be the direction of the wind; and the invention consists of a chimney-cowl consisting of a base secured to the chimney and of an interior truncated portion attached to the base and provided with openings or recesses at the lower corners, so as to form escape-openings for the smoke.

The base is provided with a cap, side openings, and outwardly-bent deflecting flanges, for admitting the wind and carrying it with the smoke in upward and outward direction.

The upper part of the interior truncated portion is surrounded with square portions having caps, side openings, and flanges below said caps, the uppermost cap covering also the upper end of the interior trunk.

In the accompanying drawings, Figure 1 represents a side elevation, Fig. 2 a vertical central section, and Fig. 3 a horizontal section, of my improved chimney-cowl, on line *x* *x*, Fig. 2.

Similar letters of reference indicate corresponding parts.

In the drawings, A represents the base of my improved chimney-cowl, which is secured in any suitable manner to the chimney, ventilator, or air-shaft.

The base A is provided at its upper end with a cap, B, with side openings, *a*, below the cap, and with outwardly-bent deflecting flanges *b*.

To the inside of the base A is rigidly applied a truncated portion, C, which gradually diminishes in width toward the upper end, and which is provided at the lower corners with openings *d d*, through which the smoke can escape, so as to pass in upward direction into the space between the truncated portion C and walls of the base and through the openings *a a* to the outside of the cowl.

On the cap B and a vertical extension of the same is supported the top part of the cowl, which consists of one or more square portions, D D', having caps E E', side openings, *e e'*, and outwardly-bent deflecting flanges *f f'* below said caps in a manner similar to the base A. The uppermost cap, E', forms at the same time the cover or crown for the upper end of the truncated portion C.

The truncated portion is provided at that part inclosed by the square portion D with corner openings or recesses, *g g*, that are formed by outwardly-bent flanges *g' g'*, (shown in Figs. 2 and 3,) which openings facilitate the outward passage of the smoke from the trunk C into the space between it and the surrounding portion D, so as to expose it to the action of the wind entering through the side openings, *e e*, and permit the smoke to pass off with the wind. The smoke that passes to the upper part of the trunk escapes through the side openings, *e'*, below the top cap to the outside.

The caps B and E serve to catch the wind and conduct the same through the side openings partly around the trunk C and partly in upward direction, so as to produce a suction on the smoke in the chimney and carry it in upward and outward direction.

My improved chimney-cowl secures a reliable draft for chimneys, skylights, air-shafts, &c., whatever be the direction of the wind and condition of the atmosphere, owing to the suction exerted by the wind and the facility by which the smoke can escape from the interior conducting-trunk to the atmosphere.

Having thus described my invention, I claim as new and desire to secure by Letters Patent—

1. A chimney-cowl consisting of a base having a cap and openings and outwardly-bent flanges below said cap, an interior truncated portion attached to the base and provided with corner openings at the lower end, and a top part formed of one or more box-shaped portions having caps and side openings and outwardly-bent flanges below said caps, substantially as set forth.

2. A chimney-cowl consisting of a base having a cap and openings and outwardly-

bent flanges below said caps, an interior truncated portion attached to the base and provided with corner openings at the lower and middle parts, and a top part formed of one or
5 more box-shaped portions having caps, side openings, and outwardly-bent flanges, substantially as set forth.

In testimony that I claim the foregoing as my invention I have signed my name in presence of two subscribing witnesses.

HENRY FRANK SEIDEL.

Witnesses:

ERNST WOLFF,
SIDNEY MANN.