

(19) World Intellectual Property Organization
International Bureau(43) International Publication Date
7 February 2002 (07.02.2002)

PCT

(10) International Publication Number
WO 02/10096 A1

- (51) International Patent Classification⁷: C07B 53/00
- (21) International Application Number: PCT/US01/23953
- (22) International Filing Date: 31 July 2001 (31.07.2001)
- (25) Filing Language: English
- (26) Publication Language: English
- (30) Priority Data:
60/222,145 31 July 2000 (31.07.2000) US
60/253,172 27 November 2000 (27.11.2000) US
- (71) Applicant: BRANDEIS UNIVERSITY [US/US]; 415 South Street, MS115, Waltham, MA 02454-9110 (US).
- (72) Inventors: DENG, Li; 28 Livingstone Lane, Waltham, MA 02453 (US). HANG, Jianfeng; 59 South Street #2, Waltham, MA 02453 (US). TANG, Liang; 59 South Street #2, Waltham, MA 02453 (US).
- (74) Agents: GORDON, Dana, M. et al.; Foley, Hoag & Eliot LLP, Patent Group, One Post Office Square, Boston, MA 02109 (US).
- (81) Designated States (*national*): AE, AG, AL, AM, AT, AU, AZ, BA, BB, BG, BR, BY, BZ, CA, CH, CN, CO, CR, CU, CZ, DE, DK, DM, DZ, EC, EE, ES, FI, GB, GD, GE, GH, GM, HR, HU, ID, IL, IN, IS, JP, KE, KG, KP, KR, KZ, LC, LK, LR, LS, LT, LU, LV, MA, MD, MG, MK, MN, MW, MX, MZ, NO, NZ, PL, PT, RO, RU, SD, SE, SG, SI, SK, SL, TJ, TM, TR, TT, TZ, UA, UG, UZ, VN, YU, ZA, ZW.
- (84) Designated States (*regional*): ARIPO patent (GH, GM, KE, LS, MW, MZ, SD, SL, SZ, TZ, UG, ZW), Eurasian patent (AM, AZ, BY, KG, KZ, MD, RU, TJ, TM), European patent (AT, BE, CH, CY, DE, DK, ES, FI, FR, GB, GR, IE, IT, LU, MC, NL, PT, SE, TR), OAPI patent (BF, BJ, CF, CG, CI, CM, GA, GN, GQ, GW, ML, MR, NE, SN, TD, TG).

[Continued on next page]

(54) Title: KINETIC RESOLUTIONS OF CHIRAL 2- AND 3-SUBSTITUTED CARBOXYLIC ACIDS

Substrate	Catalyst	Yield (%)	Product	ee (%)	Temp
	(DHQD) ₂ AQN	78		95	-63
	(DHQD) ₂ AQN	80		97.5	-78
	(DHQD) ₂ AQN	65		96.5	-78
	(DHQD) ₂ AQN	85		95	-78
	(DHQD) ₂ AQN	78		82.6	-78
	(DHQD) ₂ AQN	61		94.6	-78
	(DHQD) ₂ AQN	70		88	-78

(57) Abstract: One aspect of the present invention relates to a method for the kinetic resolution of racemic and diastereomeric mixtures of chiral compounds. The critical elements of the method are: a non-racemic chiral tertiary-amine-containing catalyst; a racemic or diastereomeric mixture of a chiral substrate, e.g., a cyclic carbonate or cyclic carbamate; and a nucleophile, e.g., an alcohol, amine or thiol. A preferred embodiment of the present invention relates to a method for achieving the kinetic resolution of racemic and diastereomeric mixtures of derivatives of α - and β -amino, hydroxy, and thio carboxylic acids. In certain embodiments, the methods of the present invention achieve dynamic kinetic resolution of a racemic or diastereomeric mixture of a substrate, i.e., a kinetic resolution wherein the yield of the resolved enantiomer or diastereomer, respectively, exceeds the amount present in the original mixture due to the in situ equilibration of the enantiomers or diastereomers under the reaction conditions prior to the resolution step.

WO 02/10096 A1



Published:

- *with international search report*
- *before the expiration of the time limit for amending the claims and to be republished in the event of receipt of amendments*

For two-letter codes and other abbreviations, refer to the "Guidance Notes on Codes and Abbreviations" appearing at the beginning of each regular issue of the PCT Gazette.

KINETIC RESOLUTIONS OF CHIRAL 2- AND 3-SUBSTITUTED CARBOXYLIC ACIDS

Background of the Invention

The demand for enantiomerically pure compounds has grown rapidly in recent years. One important use for such chiral, non-racemic compounds is as intermediates for synthesis in the pharmaceutical industry. For instance, it has become increasingly clear that enantiomerically pure drugs have many advantages over racemic drug mixtures. These advantages (reviewed in, e.g., Stinson, S.C., Chem Eng News, Sept. 28, 1992, pp. 46-79) include the fewer side effects and greater potency often associated with enantiomerically pure compounds.

Traditional methods of organic synthesis were often optimized for the production of racemic materials. The production of enantiomerically pure material has historically been achieved in one of two ways: use of enantiomerically pure starting materials derived from natural sources (the so-called "chiral pool"); and the resolution of racemic mixtures by classical techniques. Each of these methods has serious drawbacks, however. The chiral pool is limited to compounds found in nature, so only certain structures and configurations are readily available. Resolution of racemates, which requires the use of resolving agents, may be inconvenient and time-consuming. Furthermore, resolution often means that the undesired enantiomer is discarded, thus decreasing efficiency and wasting half of the material.

Summary of the Invention

One aspect of the present invention relates to a method for the kinetic resolution of racemic and diastereomeric mixtures of chiral compounds. The critical elements of the method are: a non-racemic chiral tertiary-amine-containing catalyst; a racemic or diastereomeric mixture of a chiral substrate, e.g., a cyclic carbonate or cyclic carbamate; and a nucleophile, e.g., an alcohol, amine or thiol. A preferred embodiment of the present invention relates to a method for achieving the kinetic resolution of racemic and diastereomeric mixtures of derivatives of α - and β -amino, hydroxy, and thio carboxylic

acids. In certain embodiments, the methods of the present invention achieve dynamic kinetic resolution of a racemic or diastereomeric mixture of a substrate, i.e., a kinetic resolution wherein the yield of the resolved enantiomer or diastereomer, respectively, exceeds the amount present in the original mixture due to the in situ equilibration of the enantiomers or diastereomers under the reaction conditions prior to the resolution step.

Brief Description of the Drawings

Figure 1 depicts the structures of certain catalysts used in the methods of the present invention, and their abbreviations herein.

Figure 2 depicts the structures of certain catalysts used in the methods of the present invention, and their abbreviations herein.

Figure 3 depicts two embodiments of the methods of the present invention.

Figure 4 tabulates the yields and enantiomeric excesses of the products and unreacted starting materials of kinetic resolutions of various dioxolanediones.

Figure 5 tabulates the yields and enantiomeric excesses of the products and unreacted starting materials of kinetic resolutions of various dioxolanediones.

Figure 6 tabulates the yields and enantiomeric excesses of the products and unreacted starting materials of kinetic resolutions of various dioxolanediones.

Detailed Description of the Invention

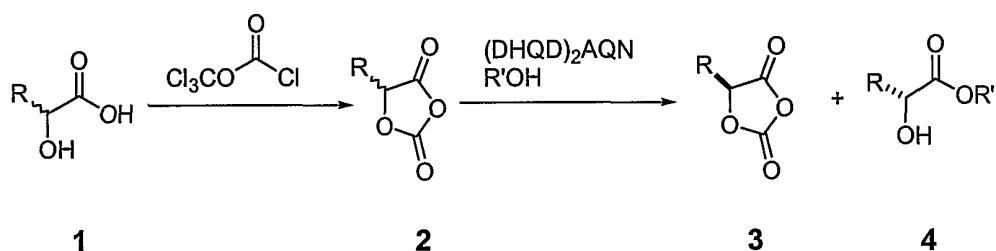
The ability to selectively transform a racemic or diastereomeric mixture of a chiral compound to an enantiomerically- or diastereomerically-enriched or an enantiomerically- or diastereomerically-pure chiral compound has broad applicability in the art of organic chemistry, especially in the agricultural and pharmaceutical industries, as well as in the polymer industry. As described herein, the present invention relates to methods for the kinetic resolution of racemic and diastereomeric mixtures of chiral compounds. As set forth in greater detail below, the primary constituents of the methods are: a non-racemic chiral tertiary-amine-containing catalyst; a racemic or diastereomeric mixture of a chiral substrate, e.g., a cyclic carbonate or cyclic carbamate; and a nucleophile, e.g., an alcohol or thiol. In the methods of the present invention, said nucleophile selectively attacks one of the diastereomeric transition states or intermediates formed from the catalyst and substrate,

generating an enantiomerically- or diastereomerically-enriched or an enantiomerically- or diastereomerically-pure chiral product.

Catalytic Asymmetric Synthesis of α -Hydroxy Carboxylic Acids

Racemic 5-alkyl-1,3-dioxolane-2,4-diones (2) can be prepared readily from the
 5 corresponding racemic α -hydroxy carboxylic acids (1). Toyooka, K. et al. *Heterocycles*
 1989, 29, 975-978. The successful development of an efficient kinetic resolution of 2 has
 lead to an attractive catalytic preparation of chiral non-racemic α -hydroxy carboxylic acid
 derivatives, which are versatile chiral building blocks in asymmetric synthesis (See Scheme
 1). Lee, J.B. et al. *Tetrahedron* 1967, 23, 359-363; Mori, K. et al. *Tetrahedron* 1979, 35,
 10 933-940; and Grieco, P.A. et al. *J. Org. Chem.* 1985, 50, 3111-3115.

Scheme 1

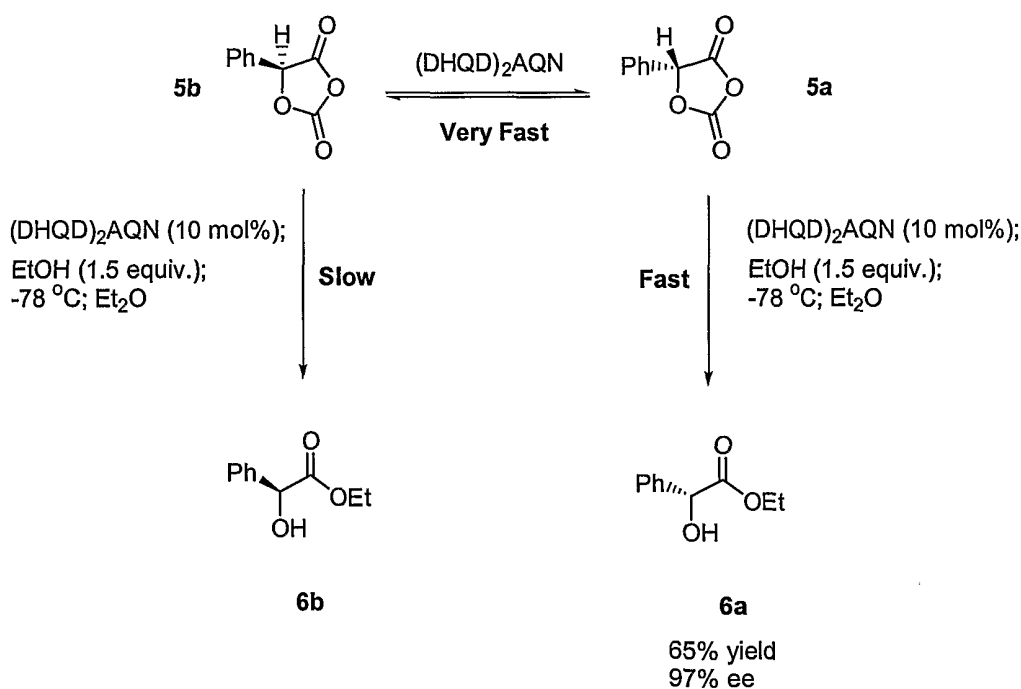


For example, we have investigated the kinetic resolution of 5-phenyl-1,3-dioxolane-
 2,4-dione (5), using cinchona-alkaloid-catalyzed alcoholysis. As illustrated in Scheme 2,
 15 we found that the racemic starting material (5) can be converted to a single product in 65%
 yield in excellent enantiomeric excess (97%). Apparently, the kinetic resolution of 5 occurs
 in the most desirable fashion, i.e., dynamic kinetic resolution. Rapid epimerization at the
 stereocenter of the starting material allows the establishment of an equilibrium between the
 two enantiomers of the starting material (5a and 5b). The coupling of this equilibrium with
 20 a selective conversion of one of the two enantiomers leads to the conversion of the racemic
 mixture to a single product with a yield greater than 50% and in high enantiomeric excess.
 Acting as both a Bronsted base and a Lewis base, the cinchona alkaloid appears to catalyze
 both the epimerization and the alcoholysis reactions. Based on the observed enantiomeric
 excess of the product, the selectivity factor ($k_{\text{fast}}/k_{\text{slow}}$) for the reaction is greater than 50. As
 25 demonstrated herein, the dynamic kinetic resolution overcomes traditional drawbacks

-4-

associated with a standard kinetic resolution, such as a maximum yield of 50% and the eventual need to separate a mixture of compounds, e.g., the product from unreacted starting material. All signs indicate that this reaction can be developed into one of the most practical methods for the asymmetric synthesis of optically active α -hydroxy carboxylic acid derivatives. Kitamura, M. et al. *J. Am. Chem. Soc.* 1988, 110, 629-631; Mashima, K. et al. *J. Org. Chem.* 1994, 59, 3064-3076; Burk, M.J. et al. *J. Am. Chem. Soc.* 1998, 120, 4345-4353; Wang, Z. et al. *Tetrahedron Lett.* 1998, 39, 5501-5504; Chiba, T. et al. *Tetrahedron Lett.* 1993, 34, 2351-2354; and Huerta, F.F. et al. *Org. Lett.* 2000, 2, 1037-1040.

Scheme 2



10

Catalytic Asymmetric Synthesis of α -Amino Carboxylic Acids

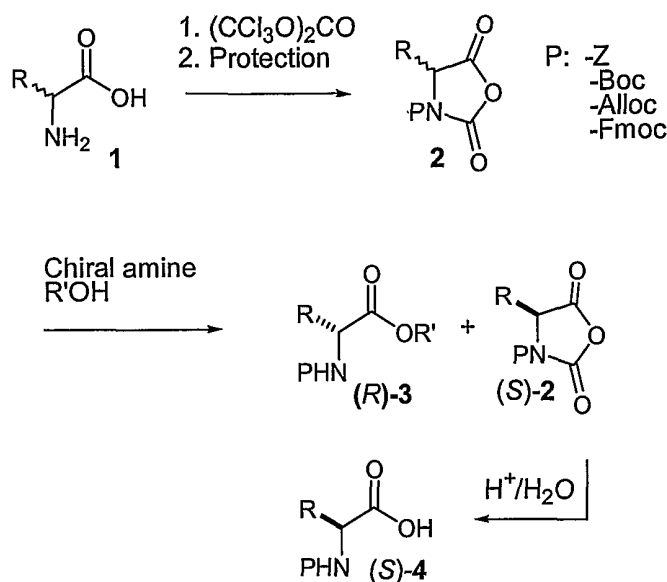
Acyl transfer reactions utilize cheap reagents to transform readily available starting materials into useful and easily purified products. These characteristics in combination with high enantioselectivity have enabled acyl transfer reactions catalyzed by enzymes such as lipase and esterase to become highly valuable methods for asymmetric synthesis. The

development of synthetic catalysts to mimic lipase/esterase with the goal of further expanding the scope and synthetic utility of asymmetric acyl transfer catalysis is of both conceptual and practical significances for asymmetric catalysis. Although several effective synthetic catalysts for the kinetic resolution of racemic alcohols have recently emerged, 5 efforts to develop small molecule-catalyzed kinetic resolutions of racemic carbonyl derivatives have met with limited success despite their great potential in asymmetric synthesis. We report here an exceedingly general and highly enantioselective kinetic resolution of urethane-protected α -amino acid N-Carboxy Anhydrides (UNCA) that generates optically active α -amino acids derivatives suitable for further synthetic 10 elaborations such as peptide synthesis.

Encouraged by our discovery of highly enantioselective alcoholysis for the desymmetrization of meso anhydrides, we became particularly interested in the kinetic resolution of racemic carbonyl compounds such as the urethane-protected α -amino acid N-carboxy anhydrides (UNCA, 2) via cinchona alkaloid-catalyzed alcoholysis alcoholysis to 15 generate optically active carbamate-protected α -amino acids derivatives (Scheme 3). UNCAs (2) are easily accessible from racemic amino acids (1), stable for long term storage. Their alcoholysis generates the carbamate-protected amino ester 3 and the environmentally benign CO₂. Moreover, the remaining enantiomerically enriched UNCA (2a) after the kinetic resolution can be converted to the carbamate-protected amino acid (4) by hydrolysis 20 (Scheme 3). The reaction mixture, consisting of the Brønsted basic amine catalyst, the acidic amino acid (4) and the neutral amino ester (3), can be separated using simple procedures to give 3 and 4 as well as the recovered catalyst in desired chemical and optical purity.

-6-

Scheme 3

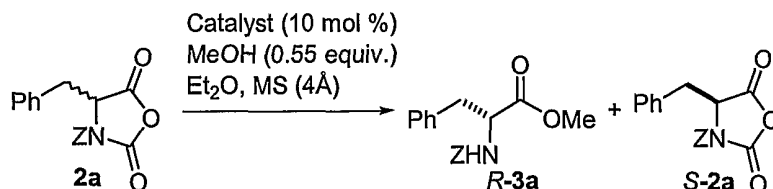


Racemic N-Cbz-phenylalanine NCA (2a), prepared from racemic phenyl alanine in 72 % yield for two steps, was employed as a model substrate in the initial evaluation of key reaction parameters to establish optimal conditions for the kinetic resolution. Reaction of

5 2a with methanol (0.55 equiv) at room temperature in ether in the presence of $(\text{DHQD})_2\text{AQN}$ (10 mol %) and molecular sieves (4Å) provided the desired methyl ester 3a in 82% ee at 40% reaction conversion, indicating that the kinetic resolution proceeded with a selectivity factor (s) of 16 (entry 1, Table 1). Following this promising lead, we

subsequently found that the enantioselectivity of the kinetic resolution can be dramatically

10 improved by carrying out the $(\text{DHQD})_2\text{AQN}$ -catalyzed alcoholysis at low temperature. At -60 °C the enantioselectivity of the kinetic resolution was found to reach a level (s = 79, entry 2, Table 1) comparable to that of an efficient enzyme-catalyzed kinetic resolution.

Table 1 Kinetic Resolution of UNCA **2a** with Cinchona Alkaloids^a

Entry	Catalyst	T/°C	Conv/% ^b	ee of 3a /% ^{c,d}	<i>s</i> ^e
1	A	25	42	80	16
2	A	-60	50	92	79
3	B	-60	45	91	47
4	C	-60	44	86	27

^a The reaction was performed with **2a** (0.1 mmol) in ether (7.0 mL). ^b Determined by GC analysis, see Supporting Information. ^c Determined by HPLC analysis, see Supporting Information. ^d The absolute configuration of **3a** was determined by comparison of its sign of optical rotation with the literature value; see Supporting Information. ^e The selectivity factor *s* was calculated using the equation $s = k_f/k_s = \ln[1 - C(1 + ee)] / \ln[1 - C(1 - ee)]$, where ee is the percent enantiomeric excess of the product (**3a**) and C is the conversion.

Catalyst A = (DHQD)₂AQN

Catalyst B = DHQD-PHN

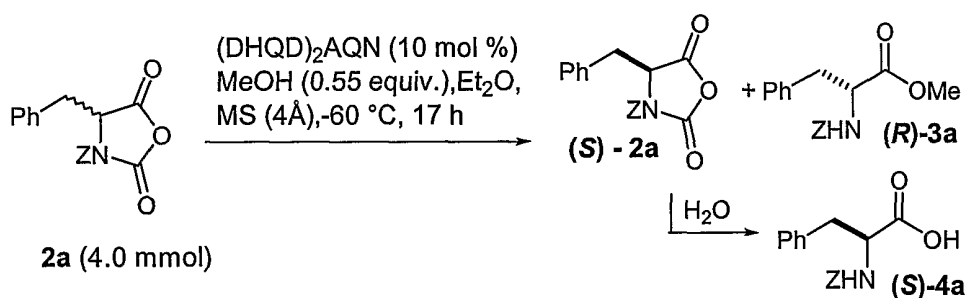
Catalyst C = Quinidine

A variety of natural and modified cinchona alkaloids were screened for their abilities to mediate the kinetic resolution of **2a** via alcoholysis. The results are summarized in Table 1. While (DHQD)₂AQN, a modified bisquinchona alkaloid, stands as the most effective in our catalyst screening, a modified monochinchona alkaloid, DHQD-PHN, is also found to be a highly effective catalyst (entry 3, Table 1). Particularly notable, however, is the finding that an excellent enantioselectivity could be achieved with quinidine, a natural cinchona alkaloid (entry 4, Table 1). Interestingly, under the same condition, reactions with other

closely related chiral and achiral amines, including (DHQD)₂PYR, (DHQD)₂PHAL, DHQD-MEQ, DHQD-CLB and quinuclidine, gave only minuscule conversions (1-4 %).

The practical features of the kinetic resolution were demonstrated in a preparative scale resolution of 2a (4.0 mmol). The modified cinchona alkaloid-catalyzed alcoholysis of 2a proceeded cleanly to allow the isolation of both ester 3a and acid 4a in nearly quantitative yields and the quantitative recovery of the catalyst in pure form using a simple extractive procedure (Table 2). The recovered catalyst can be used directly for another preparative-scale resolution of 2a, showing no detectable deterioration in catalytic activity and selectivity (Table 2).

Table 2 Preparative Scale Kinetic Resolution of 2a with Recycled (DHQD)₂AQN



Cycle	Conv ^a	ee ^b (yield ^c) /%		
		3a	4a	s
1	51	93 (48)	97 (48)	114
2	52	91 (49)	98 (47)	97

^a The conversion, calculated using the equation: $C = 100 \times ee_{2a} / (ee_{3a} + ee_{2a})$, is consistent with that determined experimentally, see supporting information

^b For ee analysis and absolute configuration determination, see Supporting Information. ^c Isolated yield.

The scope of the reaction was found to be highly general. Clean kinetic resolutions of extraordinarily high enantioselectivities were attainable with an extensive range of UNCAs (Table 3). Following the same extractive procedure used for the isolation of 3a and

4a, the optically active α -amino esters 3 and amino acids 4 derived from kinetic resolutions of racemic 2 were routinely obtained in a combined yield of greater than 90%. Both α -alkyl- and aryl- substituted UNCAs were resolved with exceptional enantioselectivities. The presence of heteroatoms and heterocycle in the substrates has no negative effect on the efficiency of the kinetic resolution. Even with a substrate bearing a α -branched alkyl side chain, the resolution can be accomplished with a synthetically useful enantioselectivity at 0 °C (entry 8, Table 3). Furthermore, the reaction is remarkably tolerant of structural variations of the protecting group, thus permitting the efficient syntheses of CBz-, Alloc-, Boc-, and even the base-sensitive Fmoc-protected amino acids and esters in high optical purity and excellent yields. Among all the cases examined, (R)-3 and (S)-4 were obtained consistently from the (DHQD)₂AQN-catalyzed kinetic resolution of racemic-2 (a-c, e, g-m).

Table 3 Kinetic Resolution of UNCA (2)
via Modified Cinchona Alkaloids-Catalyzed Alcoholysis^a

entry	UNCA 2		temp (°C)	Time (h)	conv (%)	ee ^b (yield)/% ^c		s	
	R	P				4	3		
1	a	PhCH ₂ ^d	Z	-60	17	51	97 (48)	93 (48)	114
2	b	4-F-C ₆ H ₄ CH ₂	Z	-78	31	50	92 (42)	92 (48)	79
3	c	4-Cl-C ₆ H ₄ CH ₂	Z	-60	18	52	97(43)	88 (52)	59
4	d	4-Br-C ₆ H ₄ CH ₂	Z	-78	45	53	97 ^g (39)	87 ^g (51)	66
5	e	2-thienylmethyl	Z	-78	37	50	94 (47) ^h	94 (49) ^h	115
6	f	CH ₃ (CH ₂) ₅	Z	-60	72	51	94 ^g (42)	91 ^g (49)	78
7	g	BnOCH ₂	Z	-78	22	51	91 (44)	89 (49)	58
8	h	(CH ₃) ₂ CH ^e	Z	0	16	59	96 (40)	67 (58)	19
9	i	Ph ^f	Z	-78	85	46	84 (46)	97 (45)	170
10	j	4-MeO-C ₆ H ₄ ^f	Z	-78	25	56	95 (43) ^h	74 (56) ^h	23
11	k	PhCH ₂	Fmoc	-78	46	51	96 (47)	92 (50)	93
12	l	PhCH ₂	Boc	-40	15	59	98 (41)	67 (56)	22
13	m	PhCH ₂	Alloc	-60	15	50	91 (45)	91 (45)	67
14	n	PhCH ₂ CH ₂	Alloc	-60	36	54	96 ^g (41)	81 ^g (53)	35

^a Unless otherwise noted, the reaction was performed by treatment of **2** (0.1 mmol) with (DHQD)₂AQN (10 mol%) and methanol (0.52 - 1.0 eq.) in ether (7.0 mL). ^b For details of ee analysis and absolute configuration determination for **3** and **4**, see Supporting Information. ^c Unless otherwise noted, Isolated yield using an extractive procedure. ^d The reaction was performed with 4.0 mmol of **2a**. ^e The reaction was catalyzed by DHQD-PHN (20 mol %). ^f 0.55 eq of ethanol was used. ^g The absolute configuration was not determined. ^h isolated yield using a chromatographic purification.

Importantly, our results indicate that we have discovered a practical method for the preparation of optically pure chiral α -amino acids. Moreover, we believe our method compares favorably to other catalytic methods for chiral amino acid synthesis. See Corey, E. J. et al. *Tetrahedron Lett.* 1998, 39, 5347-5350; Corey, E. J. et al. *J. Am. Chem. Soc.* 1997, 119, 12414-12415; Ooi, T. et al. *J. Am. Chem. Soc.* 2000, 122, 5228-5229; Ooi, T. et al. *J. Am. Chem. Soc.* 1999, 121, 6519-6520; O'Donnell, M. J. et al. *Tetrahedron Lett.* 1998, 39, 8775-8778; Porter, J. R. et al. *J. Am. Chem. Soc.* 2000, 122, 2657-2658; Krueger,

C. A. et al. J. Am. Chem. Soc. 1999, 121, 4284-4285; Sigman, M. S. et al. J. Am. Chem. Soc. 1998, 120, 5315-5316; Sigman, M. S. et al. J. Am. Chem. Soc. 1998, 120, 4901-4902; Ishtani, H. et al. Angew. Chem. Int. Ed. 1998, 37, 3186-3188; Corey, E. J. et al. Org. Lett. 1999, 1, 157-160; Burk, M. J. et al. J. Am. Chem. Soc. 1998, 120, 657-663; Ferraris, D. et al. J. Am. Chem. Soc. 1998, 120, 4548-4549; and Fang, X. et al. J. Org. Chem. 1999, 64, 4844-4849. Further, our method generates amino acids protected with a group that is commonly used in peptide synthesis, i.e., the so-called Z or Cbz group. Other catalytic methods developed for the preparation of optically active α -amino acids often require special protecting groups that must ultimately be converted to a more suitable protecting group, such as Cbz. Finally, the asymmetric catalyst, e.g., (DHQD)₂AQN, can be recycled via simple acid washing and extraction.

In sum, we have discovered the first effective and general nonenzymatic catalytic method for the asymmetric synthesis of α -amino acids via a kinetic resolution strategy. With its extraordinary enantioselectivity and generality, the kinetic resolution of UNCA (2) via asymmetric alcoholysis catalyzed by cinchona alkaloids provides a highly enantioselective and reliable catalytic method for the preparation of optically active amino acid derivatives that are suitably protected for direct further synthetic elaborations. The reaction utilizes readily accessible substrates, cheap reagents, commercially available as well as fully recyclable catalysts, and simple experimental protocols involving no chromatography.

Definitions

For convenience, certain terms employed in the specification, examples, and appended claims are collected here.

The term "nucleophile" is recognized in the art, and as used herein means a chemical moiety having a reactive pair of electrons. Examples of nucleophiles include uncharged compounds such as water, amines, mercaptans and alcohols, and charged moieties such as alkoxides, thiolates, carbanions, and a variety of organic and inorganic anions. Illustrative anionic nucleophiles include simple anions such as hydroxide, azide, cyanide, thiocyanate, acetate, formate or chloroformate, and bisulfite. Organometallic reagents such as organocuprates, organozincs, organolithiums, Grignard reagents, enolates, acetylides, and

the like may, under appropriate reaction conditions, be suitable nucleophiles. Hydride may also be a suitable nucleophile when reduction of the substrate is desired.

The term "electrophile" is art-recognized and refers to chemical moieties which can accept a pair of electrons from a nucleophile as defined above. Electrophiles useful in the method of the present invention include cyclic compounds such as epoxides, aziridines, 5 episulfides, cyclic sulfates, carbonates, lactones, lactams and the like. Non-cyclic electrophiles include sulfates, sulfonates (e.g. tosylates), chlorides, bromides, iodides, and the like

The terms "electrophilic atom", "electrophilic center" and "reactive center" as used 10 herein refer to the atom of the substrate that is attacked by, and forms a new bond to, the nucleophile. In most (but not all) cases, this will also be the atom from which the leaving group departs.

The term "electron-withdrawing group" is recognized in the art and as used herein means a functionality which draws electrons to itself more than a hydrogen atom would at 15 the same position. Exemplary electron-withdrawing groups include nitro, ketone, aldehyde, sulfonyl, trifluoromethyl, -CN, chloride, and the like. The term "electron-donating group", as used herein, means a functionality which draws electrons to itself less than a hydrogen atom would at the same position. Exemplary electron-donating groups include amino, methoxy, and the like.

20 The terms "Lewis base" and "Lewis basic" are recognized in the art, and refer to a chemical moiety capable of donating a pair of electrons under certain reaction conditions. Examples of Lewis basic moieties include uncharged compounds such as alcohols, thiols, olefins, and amines, and charged moieties such as alkoxides, thiolates, carbanions, and a variety of other organic anions.

25 The terms "Lewis acid" and "Lewis acidic" are art-recognized and refer to chemical moieties which can accept a pair of electrons from a Lewis base.

The term "meso compound" is recognized in the art and means a chemical compound which has at least two chiral centers but is achiral due to an internal plane, or point, of symmetry.

The term "chiral" refers to molecules which have the property of non-superimposability on their mirror image partner, while the term "achiral" refers to molecules which are superimposable on their mirror image partner. A "prochiral molecule" is an achiral molecule which has the potential to be converted to a chiral molecule in a particular
5 process.

The term "stereoisomers" refers to compounds which have identical chemical constitution, but differ with regard to the arrangement of their atoms or groups in space. In particular, the term "enantiomers" refers to two stereoisomers of a compound which are non-superimposable mirror images of one another. The term "diastereomers", on the other
10 hand, refers to the relationship between a pair of stereoisomers that comprise two or more asymmetric centers and are not mirror images of one another.

Furthermore, a "stereoselective process" is one which produces a particular stereoisomer of a reaction product in preference to other possible stereoisomers of that product. An "enantioselective process" is one which favors production of one of the two
15 possible enantiomers of a reaction product. The subject method is said to produce a "stereoselectively-enriched" product (e.g., enantioselectively-enriched or diastereoselectively-enriched) when the yield of a particular stereoisomer of the product is greater by a statistically significant amount relative to the yield of that stereoisomer resulting from the same reaction run in the absence of a chiral catalyst. For example, an
20 enantioselective reaction catalyzed by one of the subject chiral catalysts will yield an e.e. for a particular enantiomer that is larger than the e.e. of the reaction lacking the chiral catalyst.

The term "regioisomers" refers to compounds which have the same molecular formula but differ in the connectivity of the atoms. Accordingly, a "regioselective process" is one which favors the production of a particular regioisomer over others, e.g., the reaction
25 produces a statistically significant preponderance of a certain regioisomer.

The term "reaction product" means a compound which results from the reaction of a nucleophile and a substrate. In general, the term "reaction product" will be used herein to refer to a stable, isolable compound, and not to unstable intermediates or transition states.

The term "substrate" is intended to mean a chemical compound which can react with a nucleophile, or with a ring-expansion reagent, according to the present invention, to yield at least one product having a stereogenic center.

The term "catalytic amount" is recognized in the art and means a substoichiometric amount relative to a reactant. As used herein, a catalytic amount means from 0.0001 to 90 mole percent relative to a reactant, more preferably from 0.001 to 50 mole percent, still more preferably from 0.01 to 10 mole percent, and even more preferably from 0.1 to 5 mole percent relative to a reactant.

As discussed more fully below, the reactions contemplated in the present invention include reactions which are enantioselective, diastereoselective, and/or regioselective. An enantioselective reaction is a reaction which converts an achiral reactant to a chiral product enriched in one enantiomer. Enantioselectivity is generally quantified as "enantiomeric excess" (ee) defined as follows:

$$\% \text{ enantiomeric excess (ee) A} = (\% \text{ enantiomer A}) - (\% \text{ enantiomer B})$$

where A and B are the enantiomers formed. Additional terms that are used in conjunction with enantioselectivity include "optical purity" or "optical activity". An enantioselective reaction yields a product with an e.e. greater than zero. Preferred enantioselective reactions yield a product with an e.e. greater than 20%, more preferably greater than 50%, even more preferably greater than 70%, and most preferably greater than 80%.

A diastereoselective reaction converts a chiral reactant (which may be racemic or enantiomerically pure) to a product enriched in one diastereomer. If the chiral reactant is racemic, in the presence of a chiral non-racemic reagent or catalyst, one reactant enantiomer may react more slowly than the other. This class of reaction is termed a kinetic resolution, wherein the reactant enantiomers are resolved by differential reaction rate to yield both enantiomerically-enriched product and enantiomerically-enriched unreacted substrate. Kinetic resolution is usually achieved by the use of sufficient reagent to react with only one reactant enantiomer (i.e. one-half mole of reagent per mole of racemic substrate). Examples of catalytic reactions which have been used for kinetic resolution of racemic reactants include the Sharpless epoxidation and the Noyori hydrogenation.

A regioselective reaction is a reaction which occurs preferentially at one reactive center rather than another non-identical reactive center. For example, a regioselective reaction of an unsymmetrically substituted epoxide substrate would involve preferential reaction at one of the two epoxide ring carbons.

5 The term "non-racemic" with respect to the chiral catalyst, means a preparation of catalyst having greater than 50% of a given enantiomer, more preferably at least 75%. "Substantially non-racemic" refers to preparations of the catalyst which have greater than 90% ee for a given enantiomer of the catalyst, more preferably greater than 95% ee.

 The term "alkyl" refers to the radical of saturated aliphatic groups, including
10 straight-chain alkyl groups, branched-chain alkyl groups, cycloalkyl (alicyclic) groups, alkyl substituted cycloalkyl groups, and cycloalkyl substituted alkyl groups. In preferred embodiments, a straight chain or branched chain alkyl has 30 or fewer carbon atoms in its backbone (e.g., C₁-C₃₀ for straight chain, C₃-C₃₀ for branched chain), and more preferably 20 or fewer. Likewise, preferred cycloalkyls have from 4-10 carbon atoms in their ring
15 structure, and more preferably have 5, 6 or 7 carbons in the ring structure.

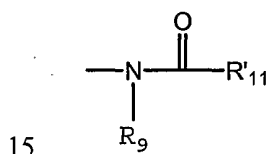
 Moreover, the term alkyl as used throughout the specification and claims is intended to include both "unsubstituted alkyls" and "substituted alkyls", the latter of which refers to alkyl moieties having substituents replacing a hydrogen on one or more carbons of the hydrocarbon backbone. Such substituents can include, for example, a halogen, a hydroxyl,
20 a carbonyl, an alkoxy, and ester, a phosphoryl, an amine, an amide, an imine, a thiol, a thioether, a thioester, a sulfonyl, an amino, a nitro, or an organometallic moiety. It will be understood by those skilled in the art that the moieties substituted on the hydrocarbon chain can themselves be substituted, if appropriate. For instance, the substituents of a substituted alkyl may include substituted and unsubstituted forms of amines, imines, amides,
25 phosphoryls (including phosphonates and phosphines), sulfonyls (including sulfates and sulfonates), and silyl groups, as well as ethers, thioethers, selenoethers, carbonyls (including ketones, aldehydes, carboxylates, and esters), -CF₃, -CN and the like. Exemplary substituted alkyls are described below. Cycloalkyls can be further substituted with alkyls, alkenyls, alkoxy, thioalkyls, aminoalkyls, carbonyl-substituted alkyls, CF₃, CN, and the
30 like.

The terms "alkenyl" and "alkynyl" refer to unsaturated aliphatic groups analogous in length and possible substitution to the alkyls described above, but which contain at least one double or triple carbon-carbon bond, respectively.

Unless the number of carbons is otherwise specified, "lower alkyl" as used herein
 5 means an alkyl group, as defined above, but having from one to ten carbons, more preferably from one to six carbon atoms in its backbone structure. Likewise, "lower alkenyl" and "lower alkynyl" have similar chain lengths.

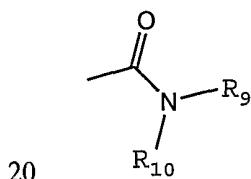
As used herein, the term "amino" means $-NH_2$; the term "nitro" means $-NO_2$; the term "halogen" designates $-F$, $-Cl$, $-Br$ or $-I$; the term "thiol" means $-SH$; the term
 10 "hydroxyl" means $-OH$; the term "sulfonyl" means $-SO_2-$; and the term "organometallic" refers to a metallic atom (such as mercury, zinc, lead, magnesium or lithium) or a metalloid (such as silicon, arsenic or selenium) which is bonded directly to a carbon atom, such as a diphenylmethylsilyl group.

an be represented by the general formula:



wherein R_9 is as defined above, and R'_{11} represents a hydrogen, an alkyl, an alkenyl or $-(CH_2)_m-R_8$, where m and R_8 are as defined above.

The term "amido" is art recognized as an amino-substituted carbonyl and includes a moiety that can be represented by the general formula:

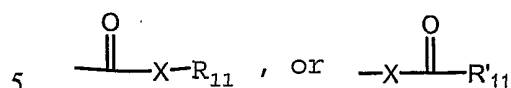


wherein R_9 , R_{10} are as defined above. Preferred embodiments of the amide will not include imides which may be unstable.

The term "alkylthio" refers to an alkyl group, as defined above, having a sulfur radical attached thereto. In preferred embodiments, the "alkylthio" moiety is represented by

one of -S-alkyl, -S-alkenyl, -S-alkynyl, and -S-(CH₂)_m-R₈, wherein m and R₈ are defined above. Representative alkylthio groups include methylthio, ethyl thio, and the like.

The term "carbonyl" is art recognized and includes such moieties as can be represented by the general formula:



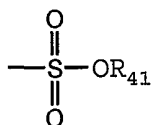
wherein X is a bond or represents an oxygen or a sulfur, and R₁₁ represents a hydrogen, an alkyl, an alkenyl, -(CH₂)_m-R₈ or a pharmaceutically acceptable salt, R'₁₁ represents a hydrogen, an alkyl, an alkenyl or -(CH₂)_m-R₈, where m and R₈ are as defined above.

Where X is an oxygen and R₁₁ or R'₁₁ is not hydrogen, the formula represents an "ester".

10 Where X is an oxygen, and R₁₁ is as defined above, the moiety is referred to herein as a carboxyl group, and particularly when R₁₁ is a hydrogen, the formula represents a "carboxylic acid". Where X is an oxygen, and R'₁₁ is hydrogen, the formula represents a "formate". In general, where the oxygen atom of the above formula is replaced by sulfur, the formula represents a "thiolcarbonyl" group. Where X is a sulfur and R₁₁ or R'₁₁ is not
15 hydrogen, the formula represents a "thiolester." Where X is a sulfur and R₁₁ is hydrogen, the formula represents a "thiolcarboxylic acid." Where X is a sulfur and R'₁₁ is hydrogen, the formula represents a "thiolformate." On the other hand, where X is a bond, and R₁₁ is not hydrogen, the above formula represents a "ketone" group. Where X is a bond, and R₁₁ is hydrogen, the above formula represents an "aldehyde" group.

20 The terms "alkoxyl" or "alkoxy" as used herein refers to an alkyl group, as defined above, having an oxygen radical attached thereto. Representative alkoxyl groups include methoxy, ethoxy, propyloxy, tert-butoxy and the like. An "ether" is two hydrocarbons covalently linked by an oxygen. Accordingly, the substituent of an alkyl that renders that alkyl an ether is or resembles an alkoxyl, such as can be represented by one of -O-alkyl, -O-
25 alkenyl, -O-alkynyl, -O-(CH₂)_m-R₈, where m and R₈ are described above.

The term "sulfonate" is art recognized and includes a moiety that can be represented by the general formula:

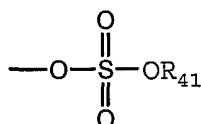


in which R₄₁ is an electron pair, hydrogen, alkyl, cycloalkyl, or aryl.

The terms triflyl, tosyl, mesyl, and nonaflyl are art-recognized and refer to trifluoromethanesulfonyl, p-toluenesulfonyl, methanesulfonyl, and
 5 nonafluorobutanesulfonyl groups, respectively. The terms triflate, tosylate, mesylate, and nonaflate are art-recognized and refer to trifluoromethanesulfonate ester, p-toluenesulfonate ester, methanesulfonate ester, and nonafluorobutanesulfonate ester functional groups and molecules that contain said groups, respectively.

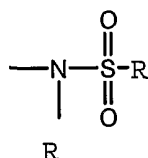
The abbreviations Me, Et, Ph, Tf, Nf, Ts, Ms represent methyl, ethyl, phenyl,
 10 trifluoromethanesulfonyl, nonafluorobutanesulfonyl, p-toluenesulfonyl and methanesulfonyl, respectively. A more comprehensive list of the abbreviations utilized by organic chemists of ordinary skill in the art appears in the first issue of each volume of the Journal of Organic Chemistry; this list is typically presented in a table entitled Standard List of Abbreviations. The abbreviations contained in said list, and all abbreviations utilized by
 15 organic chemists of ordinary skill in the art are hereby incorporated by reference.

The term "sulfate" is art recognized and includes a moiety that can be represented by the general formula:

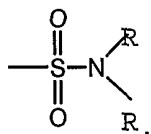


in which R₄₁ is as defined above.

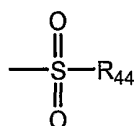
20 The term "sulfonylamino" is art recognized and includes a moiety that can be represented by the general formula:



The term "sulfamoyl" is art-recognized and includes a moiety that can be represented by the general formula:

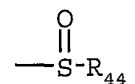


The term "sulfonyl", as used herein, refers to a moiety that can be represented by the general formula:



- 5 in which R₄₄ is selected from the group consisting of hydrogen, alkyl, alkenyl, alkynyl, cycloalkyl, heterocyclyl, aryl, or heteroaryl.

The term "sulfoxido" as used herein, refers to a moiety that can be represented by the general formula:



- 10 in which R₄₄ is selected from the group consisting of hydrogen, alkyl, alkenyl, alkynyl, cycloalkyl, heterocyclyl, aralkyl, or aryl.

A "selenoalkyl" refers to an alkyl group having a substituted seleno group attached thereto. Exemplary "selenoethers" which may be substituted on the alkyl are selected from one of -Se-alkyl, -Se-alkenyl, -Se-alkynyl, and -Se-(CH₂)_m-R₇, m and R₇ being defined
15 above.

Analogous substitutions can be made to alkenyl and alkynyl groups to produce, for example, alkenylamines, alkynylamines, alkenylamides, alkynylamides, alkenylimines, alkynylimines, thioalkenyls, thioalkynyls, carbonyl-substituted alkenyls or alkynyls, alkenoxyls, alkynoxyls, metalloalkenyls and metalloalkynyls.

- 20 The term "aryl" as used herein includes 4-, 5-, 6- and 7-membered single-ring aromatic groups which may include from zero to four heteroatoms, for example, benzene, pyrrole, furan, thiophene, imidazole, oxazole, thiazole, triazole, pyrazole, pyridine, pyrazine, pyridazine and pyrimidine, and the like. Those aryl groups having heteroatoms in the ring structure may also be referred to as "aryl heterocycle". The aromatic ring can be
25 substituted at one or more ring positions with such substituents as described above, as for

example, halogens, alkyls, alkenyls, alkynyls, hydroxyl, amino, nitro, thiol amines, imines, amides, phosphonates, phosphines, carbonyls, carboxyls, silyls, ethers, thioethers, sulfonyls, selenoethers, ketones, aldehydes, esters, or $-(CH_2)_m-R_7$, $-CF_3$, $-CN$, or the like.

The terms "heterocycle" or "heterocyclic group" refer to 4 to 10-membered ring
5 structures, more preferably 5 to 7 membered rings, which ring structures include one to four heteroatoms. Heterocyclic groups include pyrrolidine, oxolane, thiolane, imidazole, oxazole, piperidine, piperazine, morpholine. The heterocyclic ring can be substituted at one or more positions with such substituents as described above, as for example, halogens, alkyls, alkenyls, alkynyls, hydroxyl, amino, nitro, thiol, amines, imines, amides,
10 phosphonates, phosphines, carbonyls, carboxyls, silyls, ethers, thioethers, sulfonyls, selenoethers, ketones, aldehydes, esters, or $-(CH_2)_m-R_7$, $-CF_3$, $-CN$, or the like.

The terms "polycycle" or "polycyclic group" refer to two or more cyclic rings (e.g., cycloalkyls, cycloalkenyls, cycloalkynyls, aryls and/or heterocycles) in which two or more carbons are common to two adjoining rings, e.g., the rings are "fused rings". Rings that are
15 joined through non-adjacent atoms are termed "bridged" rings. Each of the rings of the polycycle can be substituted with such substituents as described above, as for example, halogens, alkyls, alkenyls, alkynyls, hydroxyl, amino, nitro, thiol, amines, imines, amides, phosphonates, phosphines, carbonyls, carboxyls, silyls, ethers, thioethers, sulfonyls, selenoethers, ketones, aldehydes, esters, or $-(CH_2)_m-R_7$, $-CF_3$, $-CN$, or the like.

20 The term "heteroatom" as used herein means an atom of any element other than carbon or hydrogen. Preferred heteroatoms are nitrogen, oxygen, sulfur, phosphorus and selenium.

For purposes of this invention, the chemical elements are identified in accordance with the Periodic Table of the Elements, CAS version, Handbook of Chemistry and Physics,
25 67th Ed., 1986-87, inside cover. Also for purposes of this invention, the term "hydrocarbon" is contemplated to include all permissible compounds having at least one hydrogen and one carbon atom. In a broad aspect, the permissible hydrocarbons include acyclic and cyclic, branched and unbranched, carbocyclic and heterocyclic, aromatic and nonaromatic organic compounds which can be substituted or unsubstituted.

The terms ortho, meta and para apply to 1,2-, 1,3- and 1,4-disubstituted benzenes, respectively. For example, the names 1,2-dimethylbenzene and ortho-dimethylbenzene are synonymous.

The terms triflyl, tosyl, mesyl, and nonaflyl are art-recognized and refer to
5 trifluoromethanesulfonyl, p-toluenesulfonyl, methanesulfonyl, and
nonafluorobutanesulfonyl groups, respectively. The terms triflate, tosylate, mesylate, and
nonaflate are art-recognized and refer to trifluoromethanesulfonate ester, p-toluenesulfonate
ester, methanesulfonate ester, and nonafluorobutanesulfonate ester functional groups and
molecules that contain said groups, respectively.

10 The abbreviations Me, Et, Ph, Tf, Nf, Ts, and Ms, represent methyl, ethyl, phenyl,
trifluoromethanesulfonyl, nonafluorobutanesulfonyl, p-toluenesulfonyl and
methanesulfonyl, respectively. A more comprehensive list of the abbreviations utilized by
organic chemists of ordinary skill in the art appears in the first issue of each volume of the
Journal of Organic Chemistry; this list is typically presented in a table entitled Standard List
15 of Abbreviations. The abbreviations contained in said list, and all abbreviations utilized by
organic chemists of ordinary skill in the art are hereby incorporated by reference.

The phrase "protecting group" as used herein means temporary substituents which
protect a potentially reactive functional group from undesired chemical transformations.
Examples of such protecting groups include esters of carboxylic acids, silyl ethers of
20 alcohols, and acetals and ketals of aldehydes and ketones, respectively. The field of
protecting group chemistry has been reviewed (Greene, T.W.; Wuts, P.G.M. Protective
Groups in Organic Synthesis, 2nd ed.; Wiley: New York, 1991).

As used herein, the term "substituted" is contemplated to include all permissible
substituents of organic compounds. In a broad aspect, the permissible substituents include
25 acyclic and cyclic, branched and unbranched, carbocyclic and heterocyclic, aromatic and
nonaromatic substituents of organic compounds. Illustrative substituents include, for
example, those described hereinabove. The permissible substituents can be one or more
and the same or different for appropriate organic compounds. For purposes of this
invention, the heteroatoms such as nitrogen may have hydrogen substituents and/or any
30 permissible substituents of organic compounds described herein which satisfy the valencies

of the heteroatoms. This invention is not intended to be limited in any manner by the permissible substituents of organic compounds.

Catalysts of the Invention

The catalysts employed in the subject methods are non-racemic chiral tertiary
5 amines, phosphines and arsines which present an asymmetric environment, causing
differentiation between the two enantiomers or diastereomers of the substrate mixture, i.e.,
the chiral non-racemic catalyst preferentially reacts with one enantiomer or diastereomer of
the substrate mixture. In preferred embodiments, catalysts employed in the subject methods
are non-racemic chiral tertiary amines, e.g., cinchona alkaloids. In general, catalysts useful
10 in the methods of the present invention can be characterized in terms of a number of
features. For instance, in preferred embodiments, the catalysts comprise asymmetric
bicyclic or polycyclic scaffolds incorporating a tertiary amine moiety which provide a rigid
or semi-rigid environment near the amine nitrogen. This feature, through imposition of
structural rigidity on the amine nitrogen in proximity to one or more asymmetric centers
15 present in the scaffold, contributes to the creation of a meaningful difference in the energies
of the corresponding diastereomeric transition states for the overall transformation.
Furthermore, the choice of substituents on the tertiary amine may also effect catalyst
reactivity; in general, bulkier substituents are found to provide higher catalyst turnover
numbers.

20 A preferred embodiment for each of the embodiments described above provides a
catalyst having a molecular weight less than 2,000 g/mol, more preferably less than 1,000
g/mol, and even more preferably less than 500 g/mol. Additionally, the substituents on the
catalyst can be selected to influence the solubility of the catalyst in a particular solvent
system. Figures 2 and 3 depict preferred embodiments of tertiary amine catalysts used in
25 the methods of the present invention.

As mentioned briefly above, the choice of catalyst substituents can also effect the
electronic properties of the catalyst. Substitution of the catalyst with electron-rich (electron-
donating) moieties (including, for example, alkoxy or amino groups) may increase the
electron density of the catalyst at the tertiary amine nitrogen, rendering it a stronger
30 Bronsted and/or Lewis base. Conversely, substitution of the catalyst with electron-poor

moieties (for example, chloro or trifluoromethyl groups) can result in lower electron density of the catalyst at the tertiary amine nitrogen, rendering it a weaker Bronsted and/or Lewis base. To summarize this consideration, the electron density of the catalyst can be important because the electron density at the tertiary amine nitrogen will influence the Lewis basicity
5 of the nitrogen and its nucleophilicity. Choice of appropriate substituents thus makes possible the "tuning" of the reaction rate and the stereoselectivity of the reaction.

Methods of the Invention -- Catalyzed Reactions

One aspect of the present invention provides a method for the kinetic resolution of racemic or diastereomeric mixtures of a substrate, yielding a single enantiomer or
10 diastereomer, respectively, of the product or unreacted substrate or both. The critical elements of the method are: a non-racemic chiral tertiary-amine-containing catalyst; a racemic or diastereomeric mixture of a chiral substrate, e.g., a cyclic carbonate or cyclic carbamate; and a nucleophile, e.g., an alcohol or thiol. An advantage of this invention is that enantiomerically or diastereomerically enriched substrates, products or both can be
15 prepared from racemic or diastereomeric mixtures of substrates.

In certain embodiments, the methods of the present invention achieve dynamic kinetic resolution of a racemic or diastereomeric mixture of a substrate, i.e., a kinetic resolution wherein the yield of the resolved enantiomer or diastereomer, respectively, exceeds the amount present in the original mixture due to the in situ equilibration of the
20 enantiomers or diastereomers under the reaction conditions prior to the resolution step. An advantage of the dynamic kinetic resolution methods is that yield losses associated with the presence of an undesired enantiomer or diastereomer can be substantially reduced or eliminated altogether. Preferred embodiments of the present invention relate to methods for achieving the kinetic resolution of racemic and diastereomeric mixtures of derivatives of α -
25 and β -amino, hydroxy, and thio carboxylic acids.

In general, the invention features a stereoselective ring opening process which comprises combining a nucleophile, e.g., an alcohol, thiol or amine, a racemic or diastereomeric mixture of a chiral cyclic substrate, e.g., prepared from an α - or β -heteroatom-substituted carboxylic acid, and a catalytic amount of non-racemic chiral
30 tertiary-amine-containing catalyst. The cyclic substrate will include the carboxylate carbon

of the precursor α - or β -heteroatom-substituted carboxylic acid, which carboxylate carbon is susceptible to tandem attack by the tertiary-amine-containing catalyst and nucleophile. The combination is maintained under conditions appropriate for the chiral tertiary-amine-containing catalyst to catalyze the kinetic resolution of the racemic or diastereomeric mixture of the substrate. The methods can also be applied to dynamic kinetic resolutions, e.g., wherein the yield of the enantiomerically pure product from a kinetic resolution of a racemic substrate exceeds 50% due to in situ equilibration of the enantiomers of the substrate prior to attack of the catalyst at said carboxylate carbon. Dynamic kinetic resolution methods are preferred.

10 In the non-dynamic kinetic resolution methods, as applied to a racemic substrate, one enantiomer can be recovered as unreacted substrate while the other is transformed to the desired product. Of course, one of ordinary skill in the art will recognize that the desired product of a kinetic resolution can be the enantiomer or diastereomer that reacts, the enantiomer or diastereomer that does not react, or both. One significant advantage of the methods of the present invention is the ability to use inexpensive racemic or diastereomeric mixtures of the starting materials, rather than expensive, enantiomerically or diastereomerically pure starting compounds.

15 The processes of this invention can provide optically active products with very high stereoselectivity, e.g., enantioselectivity or diastereoselectivity. In preferred embodiments of the subject kinetic resolutions, the enantiomeric excess of the unreacted substrate or product or both is preferably greater than 50%, more preferably greater than 75% and most preferably greater than 90%. The processes of this invention can also be carried out under reaction conditions suitable for commercial use, and typically proceed at reaction rates suitable for large-scale operations.

25 Further, the chiral products made available by the kinetic resolution methods of this invention can undergo further reaction(s) to afford desired derivatives thereof. Such permissible derivatization reactions can be carried out in accordance with conventional procedures known in the art. For example, potential derivatization reactions include esterification, N-alkylation of amides, and the like. The invention expressly contemplates the preparation of end-products and synthetic intermediates which are useful for the

30

preparation or development or both of pharmaceuticals, e.g., cardiovascular drugs, non-steroidal anti-inflammatory drugs, central nervous system agents, and antihistaminics.

In certain embodiments, the present invention relates to a method of performing a kinetic resolution of a racemic mixture or a diastereomeric mixture of a chiral substrate, comprising the step of combining a racemic mixture or a diastereomeric mixture of a chiral substrate with a nucleophile, in the presence of a chiral non-racemic catalyst, wherein said chiral non-racemic catalyst catalyzes the addition of said nucleophile to said chiral substrate to give a chiral product or unreacted chiral substrate or both enriched in one enantiomer or diastereomer.

In certain embodiments, the present invention relates to the aforementioned method of performing a kinetic resolution, wherein said kinetic resolution is dynamic.

In certain embodiments, the present invention relates to the aforementioned method of performing a kinetic resolution, wherein said nucleophile is an alcohol, amine or thiol.

In certain embodiments, the present invention relates to the aforementioned method of performing a kinetic resolution, wherein said chiral non-racemic catalyst is a tertiary amine, phosphine or arsine.

In certain embodiments, the present invention relates to the aforementioned method of performing a kinetic resolution, wherein said chiral non-racemic catalyst is a tertiary amine.

In certain embodiments, the present invention relates to the aforementioned method of performing a kinetic resolution, wherein said chiral non-racemic catalyst is a cinchona alkaloid.

In certain embodiments, the present invention relates to the aforementioned method of performing a kinetic resolution, wherein said chiral non-racemic catalyst is quinidine, (DHQ)₂PHAL, (DHQD)₂PHAL, (DHQ)₂PYR, (DHQD)₂PYR, (DHQ)₂AQN, (DHQD)₂AQN, DHQ-CLB, DHQD-CLB, DHQ-MEQ, DHQD-MEQ, DHQ-AQN, DHQD-AQN, DHQ-PHN, or DHQD-PHN.

In certain embodiments, the present invention relates to the aforementioned method of performing a kinetic resolution, wherein said substrate comprises a single asymmetric carbon.

In certain embodiments, the present invention relates to the aforementioned method of performing a kinetic resolution, wherein said nucleophile is an alcohol, amine or thiol; said chiral non-racemic catalyst is a tertiary amine, phosphine or arsine; and said substrate comprises a single asymmetric carbon.

5 In certain embodiments, the present invention relates to the aforementioned method of performing a kinetic resolution, wherein said nucleophile is an alcohol, amine or thiol; said chiral non-racemic catalyst is a tertiary amine; and said substrate comprises a single asymmetric carbon.

10 In certain embodiments, the present invention relates to the aforementioned method of performing a kinetic resolution, wherein said nucleophile is an alcohol, amine or thiol; said chiral non-racemic catalyst is a cinchona alkaloid; and said substrate comprises a single asymmetric carbon.

15 In certain embodiments, the present invention relates to the aforementioned method of performing a kinetic resolution, wherein said nucleophile is an alcohol, amine or thiol; said chiral non-racemic catalyst is quinidine, (DHQ)₂PHAL, (DHQD)₂PHAL, (DHQ)₂PYR, (DHQD)₂PYR, (DHQ)₂AQN, (DHQD)₂AQN, DHQ-CLB, DHQD-CLB, DHQ-MEQ, DHQD-MEQ, DHQ-AQN, DHQD-AQN, DHQ-PHN, or DHQD-PHN; and said substrate comprises a single asymmetric carbon.

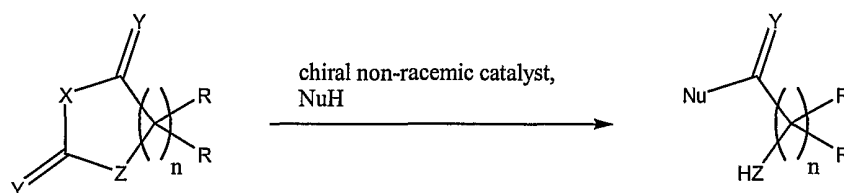
20 In certain embodiments, the present invention relates to the aforementioned method of performing a kinetic resolution, wherein the enantiomeric or diastereomeric excess of the product or unreacted substrate is greater than about 50%.

In certain embodiments, the present invention relates to the aforementioned method of performing a kinetic resolution, wherein the enantiomeric or diastereomeric excess of the product or unreacted substrate is greater than about 70%.

25 In certain embodiments, the present invention relates to the aforementioned method of performing a kinetic resolution, wherein the enantiomeric or diastereomeric excess of the product or unreacted substrate is greater than about 90%.

In certain embodiments, the present invention relates to a method of kinetic resolution represented by Scheme 1:

-27-



Scheme 1

wherein

X represents NR', O, or S;

Y represents independently for each occurrence O or S;

5 Z represents NR', O, or S;

R represents independently for each occurrence hydrogen, or optionally substituted alkyl, aryl, heteroaryl, aralkyl, or heteroaralkyl;

R' represents independently for each occurrence R, formyl, acyl, sulfonyl, -CO₂R, or -C(O)NR₂;

10 the substrate and the product are chiral;

NuH represents water, an alcohol, a thiol, an amine, a β-keto ester, a malonate, or the conjugate base of any of them;

chiral non-racemic catalyst is a chiral non-racemic tertiary amine, phosphine, or arsine;

15 n is 1 or 2; and

when said method is completed or interrupted, the enantiomeric excess or diastereomeric excess of the unreacted substrate is greater than that of the substrate prior to the kinetic resolution, the enantiomeric excess or diastereomeric excess of the product is greater than zero, or both.

20 In certain embodiments, the kinetic resolution method of the present invention is represented by Scheme 1 and the attendant definitions, wherein X is O.

In certain embodiments, the kinetic resolution method of the present invention is represented by Scheme 1 and the attendant definitions, wherein Y is O.

25 In certain embodiments, the kinetic resolution method of the present invention is represented by Scheme 1 and the attendant definitions, wherein NuH represents an alcohol, a thiol, or an amine.

In certain embodiments, the kinetic resolution method of the present invention is represented by Scheme 1 and the attendant definitions, wherein NuH represents an alcohol.

In certain embodiments, the kinetic resolution method of the present invention is represented by Scheme 1 and the attendant definitions, wherein said chiral non-racemic catalyst is a chiral non-racemic tertiary amine.

In certain embodiments, the kinetic resolution method of the present invention is represented by Scheme 1 and the attendant definitions, wherein said chiral non-racemic catalyst is a cinchona alkaloid.

In certain embodiments, the kinetic resolution method of the present invention is represented by Scheme 1 and the attendant definitions, wherein said chiral non-racemic catalyst is quinidine, (DHQ)₂PHAL, (DHQD)₂PHAL, (DHQ)₂PYR, (DHQD)₂PYR, (DHQ)₂AQN, (DHQD)₂AQN, DHQ-CLB, DHQD-CLB, DHQ-MEQ, DHQD-MEQ, DHQ-AQN, DHQD-AQN, DHQ-PHN, or DHQD-PHN.

In certain embodiments, the kinetic resolution method of the present invention is represented by Scheme 1 and the attendant definitions, wherein X is O; and Y is O.

In certain embodiments, the kinetic resolution method of the present invention is represented by Scheme 1 and the attendant definitions, wherein X is O; Y is O; and NuH represents an alcohol, a thiol, or an amine.

In certain embodiments, the kinetic resolution method of the present invention is represented by Scheme 1 and the attendant definitions, wherein X is O; Y is O; and NuH represents an alcohol.

In certain embodiments, the kinetic resolution method of the present invention is represented by Scheme 1 and the attendant definitions, wherein X is O; Y is O; and said chiral non-racemic catalyst is a chiral non-racemic tertiary amine.

In certain embodiments, the kinetic resolution method of the present invention is represented by Scheme 1 and the attendant definitions, wherein X is O; Y is O; and said chiral non-racemic catalyst is a cinchona alkaloid.

In certain embodiments, the kinetic resolution method of the present invention is represented by Scheme 1 and the attendant definitions, wherein X is O; Y is O; and said chiral non-racemic catalyst is quinidine, (DHQ)₂PHAL, (DHQD)₂PHAL, (DHQ)₂PYR,

(DHQD)₂PYR, (DHQ)₂AQN, (DHQD)₂AQN, DHQ-CLB, DHQD-CLB, DHQ-MEQ, DHQD-MEQ, DHQ-AQN, DHQD-AQN, DHQ-PHN, or DHQD-PHN.

In certain embodiments, the kinetic resolution method of the present invention is represented by Scheme 1 and the attendant definitions, wherein X is O; Y is O; NuH
5 represents an alcohol; and said chiral non-racemic catalyst is a chiral non-racemic tertiary amine.

In certain embodiments, the kinetic resolution method of the present invention is represented by Scheme 1 and the attendant definitions, wherein X is O; Y is O; NuH represents an alcohol; and said chiral non-racemic catalyst is a cinchona alkaloid.

10 In certain embodiments, the kinetic resolution method of the present invention is represented by Scheme 1 and the attendant definitions, wherein X is O; Y is O; NuH represents an alcohol; and said chiral non-racemic catalyst is quinidine, (DHQ)₂PHAL, (DHQD)₂PHAL, (DHQ)₂PYR, (DHQD)₂PYR, (DHQ)₂AQN, (DHQD)₂AQN, DHQ-CLB, DHQD-CLB, DHQ-MEQ, DHQD-MEQ, DHQ-AQN, DHQD-AQN, DHQ-PHN, or
15 DHQD-PHN.

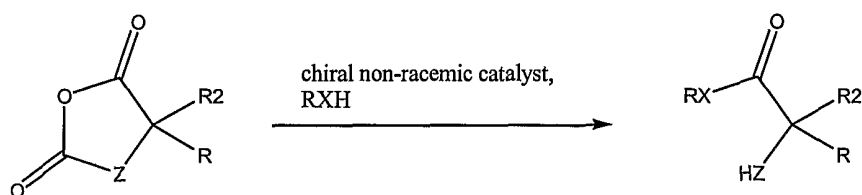
In certain embodiments, the kinetic resolution method of the present invention is represented by Scheme 1 and the attendant definitions, wherein the enantiomeric or diastereomeric excess of the product or unreacted substrate is greater than about 50%.

In certain embodiments, the kinetic resolution method of the present invention is
20 represented by Scheme 1 and the attendant definitions, wherein the enantiomeric or diastereomeric excess of the product or unreacted substrate is greater than about 70%.

In certain embodiments, the kinetic resolution method of the present invention is represented by Scheme 1 and the attendant definitions, wherein the enantiomeric or diastereomeric excess of the product or unreacted substrate is greater than about 90%.

25 In certain embodiments, the present invention relates to a method of kinetic resolution represented by Scheme 2:

-30-



Scheme 2

wherein

X represents NR', O, or S;

Z represents NR', O, or S;

5 R and R2 represent independently for each occurrence hydrogen, or optionally substituted alkyl, aryl, heteroaryl, aralkyl, or heteroaralkyl; provided that R and R2 are not the same;

R' represents independently for each occurrence R, formyl, acyl, sulfonyl, -CO₂R, or -C(O)NR₂;

10 chiral non-racemic catalyst is a chiral non-racemic tertiary amine, phosphine, or arsine; and

when said method is completed or interrupted, the enantiomeric excess or diastereomeric excess of the unreacted substrate is greater than that of the substrate prior to the kinetic resolution, the enantiomeric excess or diastereomeric excess of the product is
15 greater than zero, or both.

In certain embodiments, the kinetic resolution method of the present invention is represented by Scheme 2 and the attendant definitions, wherein X represents O.

In certain embodiments, the kinetic resolution method of the present invention is represented by Scheme 2 and the attendant definitions, wherein Z represents NR' or O.

20 In certain embodiments, the kinetic resolution method of the present invention is represented by Scheme 2 and the attendant definitions, wherein said chiral non-racemic catalyst is a chiral non-racemic tertiary amine.

In certain embodiments, the kinetic resolution method of the present invention is represented by Scheme 2 and the attendant definitions, wherein said chiral non-racemic
25 catalyst is a cinchona alkaloid.

In certain embodiments, the kinetic resolution method of the present invention is represented by Scheme 2 and the attendant definitions, wherein said chiral non-racemic catalyst is quinidine, (DHQ)₂PHAL, (DHQD)₂PHAL, (DHQ)₂PYR, (DHQD)₂PYR, (DHQ)₂AQN, (DHQD)₂AQN, DHQ-CLB, DHQD-CLB, DHQ-MEQ, DHQD-MEQ, DHQ-AQN, DHQD-AQN, DHQ-PHN, or DHQD-PHN.

In certain embodiments, the kinetic resolution method of the present invention is represented by Scheme 2 and the attendant definitions, wherein X represents O; and Z represents NR' or O.

In certain embodiments, the kinetic resolution method of the present invention is represented by Scheme 2 and the attendant definitions, wherein X represents O; Z represents NR' or O; and said chiral non-racemic catalyst is a chiral non-racemic tertiary amine.

In certain embodiments, the kinetic resolution method of the present invention is represented by Scheme 2 and the attendant definitions, wherein X represents O; Z represents NR' or O; and said chiral non-racemic catalyst is a cinchona alkaloid.

In certain embodiments, the kinetic resolution method of the present invention is represented by Scheme 2 and the attendant definitions, wherein X represents O; Z represents NR' or O; and said chiral non-racemic catalyst is quinidine, (DHQ)₂PHAL, (DHQD)₂PHAL, (DHQ)₂PYR, (DHQD)₂PYR, (DHQ)₂AQN, (DHQD)₂AQN, DHQ-CLB, DHQD-CLB, DHQ-MEQ, DHQD-MEQ, DHQ-AQN, DHQD-AQN, DHQ-PHN, or DHQD-PHN.

In certain embodiments, the kinetic resolution method of the present invention is represented by Scheme 2 and the attendant definitions, wherein the enantiomeric or diastereomeric excess of the product or unreacted substrate is greater than about 50%.

In certain embodiments, the kinetic resolution method of the present invention is represented by Scheme 2 and the attendant definitions, wherein the enantiomeric or diastereomeric excess of the product or unreacted substrate is greater than about 70%.

In certain embodiments, the kinetic resolution method of the present invention is represented by Scheme 2 and the attendant definitions, wherein the enantiomeric or diastereomeric excess of the product or unreacted substrate is greater than about 90%.

Nucleophiles

Nucleophiles useful in the present invention may be determined by the skilled artisan according to several criteria. In general, a suitable nucleophile will have one or more of the following properties: 1) It will be capable of reaction with the substrate at the
5 desired electrophilic site; 2) It will yield a useful product upon reaction with the substrate;
3) It will not react with the substrate at functionalities other than the desired electrophilic site; 4) It will react with the substrate at least partly through a mechanism catalyzed by the chiral catalyst; 5) It will not substantially undergo further undesired reaction after reacting with the substrate in the desired sense; and 6) It will not substantially react with or degrade
10 the catalyst. It will be understood that while undesirable side reactions (such as catalyst degradation) may occur, the rates of such reactions can be rendered slow -- through the selection of appropriate reactants and conditions -- in comparison with the rate of the desired reaction(s).

Nucleophiles which satisfy the above criteria can be chosen for each substrate and
15 will vary according to the substrate structure and the desired product. Routine experimentation may be necessary to determine the preferred nucleophile for a given transformation. For example, if a nitrogen-containing nucleophile is desired, it may be selected from ammonia, phthalimide, hydrazine, an amine or the like. Similarly, oxygen nucleophiles such as water, hydroxide, alcohols, alkoxides, siloxanes, carboxylates, or
20 peroxides may be used to introduce oxygen; and mercaptans, thiolates, bisulfite, thiocyanate and the like may be used to introduce a sulfur-containing moiety. Additional nucleophiles will be apparent to those of ordinary skill in the art.

For anionic nucleophiles, the counterion can be any of a variety of conventional cations, including alkali metal cations, alkaline earth cations, and ammonium cations.

25 In certain embodiments, the nucleophile may be part of the substrate, thus resulting in an intramolecular reaction.

Substrates

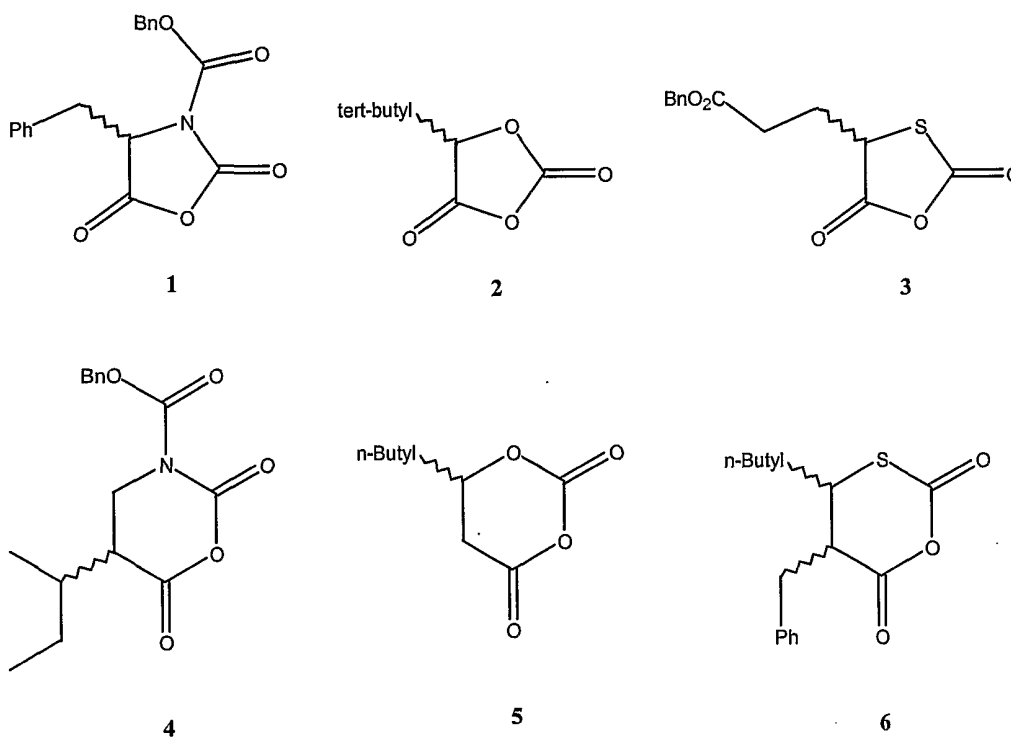
As discussed above, a wide variety of racemic and diastereomeric mixtures serve as substrates in the methods of the present invention. The choice of substrate will depend on
30 factors such as the nucleophile to be employed and the desired product, and an appropriate

substrate will be apparent to the skilled artisan. It will be understood that the substrate preferably will not contain any functionalities that interfere with kinetic resolution of the present invention. In general, an appropriate substrate will contain at least one reactive electrophilic moiety at which a nucleophile may attack with the assistance of the catalyst.

5 The catalyzed, stereoselective transformation of one enantiomer of a racemic mixture, or one diastereomer of a diastereomeric mixture, is the basis of the kinetic resolutions of the present invention.

Most of the substrates contemplated for use in the methods of the present invention contain at least one ring having three to seven atoms. Small rings are frequently strained, enhancing their reactivity. However, in some embodiments a cyclic substrate may not be strained, and may have a larger electrophilic ring.

Examples of suitable cyclic substrates in the subject methods include compounds 1-6, depicted below. In certain embodiments, the substrate will be a racemic mixture. In certain embodiments, the substrate will be a mixture of diastereomers.



Reaction Conditions

The asymmetric reactions of the present invention may be performed under a wide range of conditions, though it will be understood that the solvents and temperature ranges recited herein are not limitative and only correspond to a preferred mode of the process of the invention.

In general, it will be desirable that reactions are run using mild conditions that will not adversely effect the substrate, the catalyst, or the product. For example, the reaction temperature influences the speed of the reaction, as well as the stability of the reactants, products, and catalyst. The reactions will usually be run at temperatures in the range of -78 °C to 100 °C, more preferably in the range -20 °C to 50 °C and still more preferably in the range -20 °C to 25 °C.

In general, the asymmetric synthesis reactions of the present invention are carried out in a liquid reaction medium. The reactions may be run without addition of solvent, e.g., where the nucleophile is a liquid. Alternatively, the reactions may be run in an inert solvent, preferably one in which the reaction ingredients, including the catalyst, are substantially soluble. Suitable solvents include ethers such as diethyl ether, 1,2-dimethoxyethane, diglyme, t-butyl methyl ether, tetrahydrofuran and the like; halogenated solvents such as chloroform, dichloromethane, dichloroethane, chlorobenzene, and the like; aliphatic or aromatic hydrocarbon solvents such as benzene, toluene, hexane, pentane and the like; esters and ketones such as ethyl acetate, acetone, and 2-butanone; polar aprotic solvents such as acetonitrile, dimethylsulfoxide, dimethylformamide and the like; or combinations of two or more solvents. Furthermore, in certain embodiments it may be advantageous to employ a solvent that is not inert to the substrate under the conditions employed, e.g., use of ethanol as a solvent when ethanol is the desired nucleophile. In embodiments where water and hydroxide are not preferred nucleophiles, the reactions can be conducted under anhydrous conditions. In certain embodiments, ethereal solvents are preferred. In embodiments where water and hydroxide are preferred nucleophiles, the reactions are run in solvent mixtures comprising an appropriate amount of water and/or hydroxide.

The invention also contemplates reaction in a biphasic mixture of solvents, in an emulsion or suspension, or reaction in a lipid vesicle or bilayer. In certain embodiments, it may be preferred to perform the catalyzed reactions in the solid phase.

In some preferred embodiments, the reaction may be carried out under an atmosphere of a reactive gas. For example, kinetic resolutions with cyanide as nucleophile
5 may be performed under an atmosphere of HCN gas. The partial pressure of the reactive gas may be from 0.1 to 1000 atmospheres, more preferably from 0.5 to 100 atm, and most preferably from about 1 to about 10 atm.

In certain embodiments it is preferable to perform the reactions under an inert
10 atmosphere of a gas such as nitrogen or argon.

The asymmetric synthesis methods of the present invention can be conducted in continuous, semi-continuous or batch fashion and may involve a liquid recycle and/or gas recycle operation as desired. The processes of this invention are preferably conducted in batch fashion. Likewise, the manner or order of addition of the reaction ingredients,
15 catalyst and solvent are also not critical and may be accomplished in any conventional fashion.

The reaction can be conducted in a single reaction zone or in a plurality of reaction zones, in series or in parallel or it may be conducted batchwise or continuously in an elongated tubular zone or series of such zones. The materials of construction employed
20 should be inert to the starting materials during the reaction and the fabrication of the equipment should be able to withstand the reaction temperatures and pressures. Means to introduce and/or adjust the quantity of starting materials or ingredients introduced batchwise or continuously into the reaction zone during the course of the reaction can be conveniently utilized in the processes especially to maintain the desired molar ratio of the
25 starting materials. The reaction steps may be effected by the incremental addition of one of the starting materials to the other. Also, the reaction steps can be combined by the joint addition of the starting materials to the optically active metal-ligand complex catalyst. When complete conversion is not desired or not obtainable, the starting materials can be separated from the product and then recycled back into the reaction zone.

The processes may be conducted in glass lined, stainless steel or similar type reaction equipment. The reaction zone may be fitted with one or more internal and/or external heat exchanger(s) in order to control undue temperature fluctuations, or to prevent any possible "runaway" reaction temperatures.

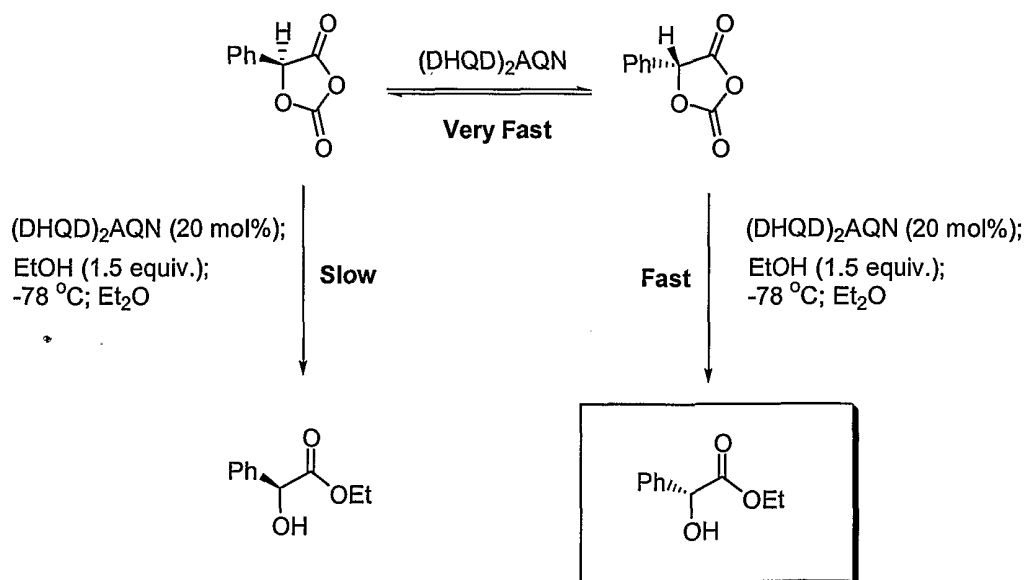
- 5 Furthermore, the chiral catalyst can be immobilized or incorporated into a polymer or other insoluble matrix by, for example, covalently linking it to the polymer or solid support through one or more of its substituents. An immobilized catalyst may be easily recovered after the reaction, for instance, by filtration or centrifugation.

Exemplification

- 10 The invention now being generally described, it will be more readily understood by reference to the following examples that are included merely for purposes of illustration of certain aspects and embodiments of the present invention, and are not intended to limit the invention.

Example 1

- 15 Dynamic Kinetic Resolution of 5-Phenyl-1,3-dioxolane-2,4-dione Using (DHQD)₂AQN

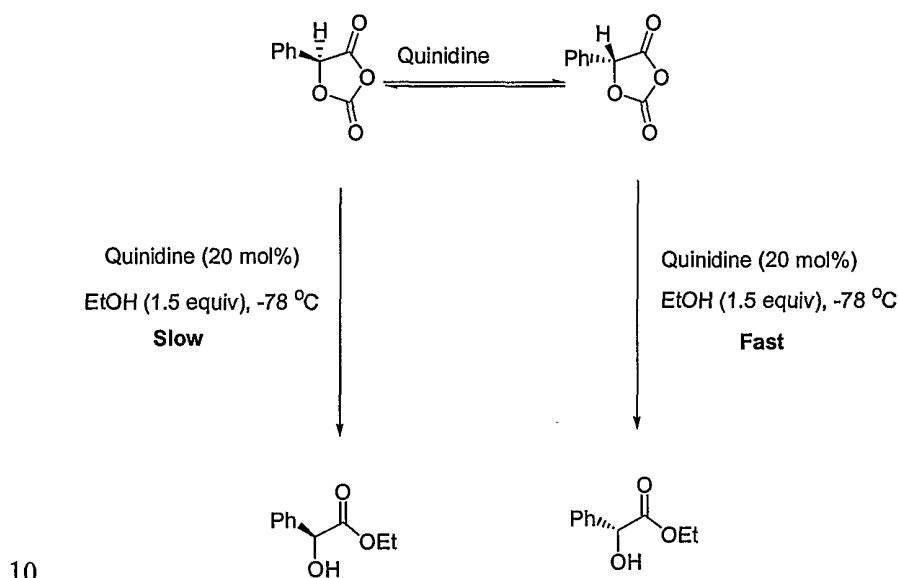


A solution of 5-phenyl-1,3-dioxolane-2,4-dione (17.8 mg, 0.1 mmol) and (DHQD)₂AQN (18.2 mg, 0.02 mmol) in anhydrous diethyl ether (4 mL) was treated with absolute EtOH (9 μ L) at -78°C. The resulting reaction mixture was stirred for 8 hours at

-37-

this temperature. The reaction was then quenched with HCl (0.2 N, 5 mL). The organic phase was separated, and the aqueous phase was extracted with diethyl ether (2 x 2.0 mL). The combined organic layers were dried over anhydrous sodium sulfate and concentrated in vacuo. The residue was purified by column chromatography (silica gel, Hexane/Ethyl
5 Acetate = 2:1) to afford the mandelic ethyl ester as a colorless oil (12 mg, 67% yield). The enantiomeric excess of the mandelic ethyl ester was determined to be 97% by chiral HPLC analysis.

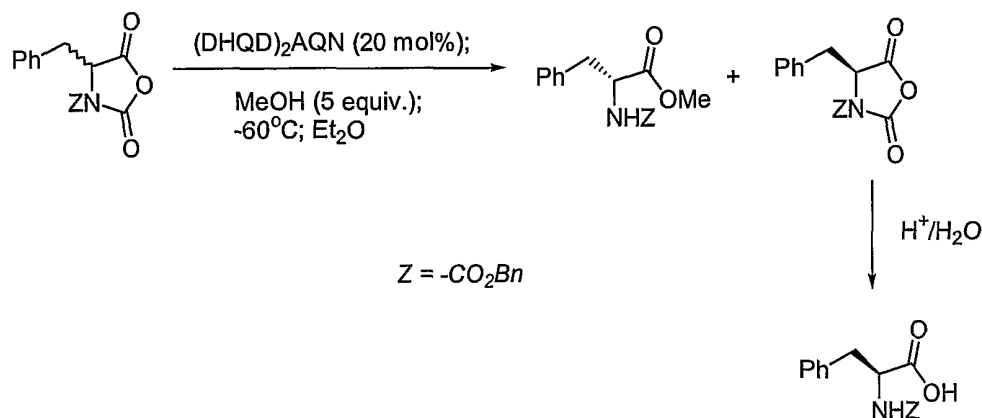
Example 2

Dynamic Kinetic Resolution of 5-Phenyl-1,3-dioxolane-2,4-dione Using Quinidine

A solution of 5-phenyl-1,3-dioxolane-2,4-dione (17.8 mg, 0.1 mmol) and quinidine (6.5 mg, 0.02 mmol, 97% pure) with 10 mg dry 4 angstrom molecule sieves was treated with EtOH (9 μ L) in one portion at -78°C , then the reaction mixture was stirred for 8 hours at this temperature. The reaction was quenched with a large excess of methanol. The
15 conversion was determined to be 52% by GC. The enantiomeric excess of the product was determined to be 85% via chiral HPLC.

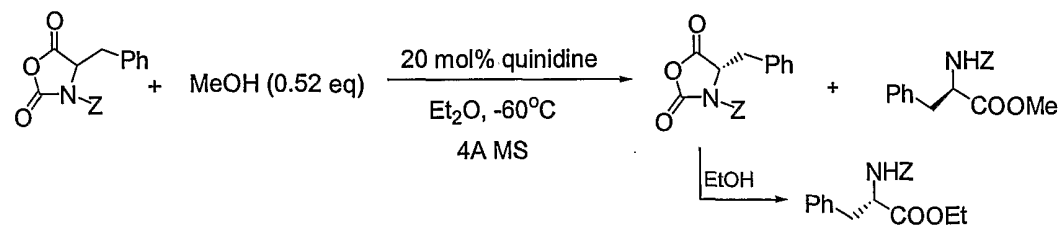
-38-

Example 3

Kinetic Resolution of Racemic 5-Benzyl-1-aza-3-oxolane-2,4-dione Using (DHQD)₂AQN

To a solution of racemic Phenylalanine UNCA (15.3 mg, 0.047 mmol) and
 5 (DHQD)₂AQN (7.7 mg, 0.009 mmol) in dry diethyl ether (3.5 mL) at -60°C was added dry
 methanol (0.25 mmol) in one portion. The resulting clear solution was stirred at -60°C for
 5.5 hours. The reaction mixture was quenched with HCl (2 N, 2.0 mL). The organic phase
 was separated, and the aqueous phase was extracted with ether (2 x 1.0 mL). The combined
 organic layers were washed with HCl (2 N, 2 x 1.0 mL), followed by NaOH (2 N, 1 x 3.0
 10 mL), dried over anhydrous Na₂SO₄, and concentrated in vacuo to give the amino ester as a
 colorless oil (7.0 mg, 47% yield). The basic aqueous phase was acidified to pH < 3 with
 concentrated HCl, and extracted with ether (2 x 10 mL). The combined organics were dried
 over anhydrous Na₂SO₄, and concentrated in vacuo to give the amino acid (5.2 mg, 37%
 15 yield). The enantiomeric excess of the amino ester and the amino acid were determined to
 be 93% and 94%, respectively, by HPLC analysis.

Example 4

Kinetic Resolution of Racemic 5-Benzyl-1-aza-3-oxolane-2,4-dione Using Quinidine

-39-

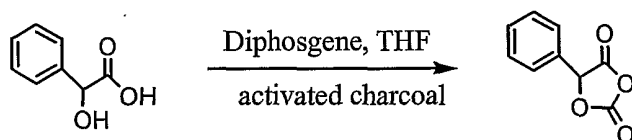
To a mixture of UNCA(Phe-Z) (16.3 mg, 0.05 mmol), (+)-quinidine (3.2 mg, 0.01 mmol) and 4Å molecular sieves (10 mg), anhydrous ether (3.5 mL) was added, the resulting mixture was stirred at room temperature for 15 minutes, then cooled to -60 °C and methanol solution in ether (5% v/v), 21.1 µL, 0.026 mmol of methanol) was introduced. The

5 resulting reaction mixture was stirred at -60 °C for 40 h. A small amount of reaction mixture (50 µL) was added to dry ethanol (200 µL) and the resulting solution was stirred at room temperature for 30 min., then passed through a silica gel plug with ether as the eluent. The solvent was removed under reduced pressure to give a mixture of methyl and ethyl esters for GC (HP-5 column, 200 °C, 4 min., raised to 250 °C at 10 °C/min and 250 °C, 8

10 min) and chiral HPLC (Daicel chiralpak OJ column, 4:1, Hexanes:IPA, 0.7 mL/min, λ = 220 nm) analysis. The conversion of the starting material was 43.8%, the enantiomeric excess of the product was 85.6%, and the enantiomeric excess of the starting material was 69.2%, as reflected by the ethyl ester. Based on these numbers, the selective factor ($s = k_{fast}/k_{slow}$) was calculated to be larger than 20.

15 Example 5

General Procedure for the Preparation of Dioxolanediones



Mandelic acid (0.5 g) was dissolved in 5 mL dry THF, and treated with diphosgene (0.8 ml), then added catalytic amount of activated charcoal (about 10 mg). The mixture was

20 stirred at room temperature overnight, and filtered through Celite. The solvent was removed under vacuum to give the product in roughly quantitative yield (>95%).

Example 6

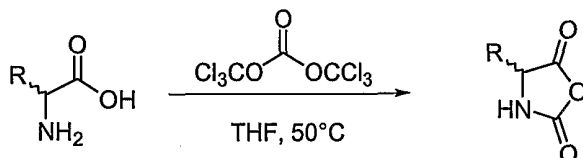
Preparation of α-Amino Acid N-Carboxy Anhydrides (NCAs and UNCAs)

25

-40-

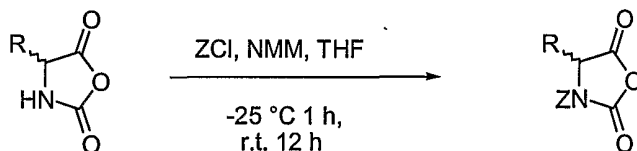
General Procedures

A. NCAs



To a suspension of the racemic acid (3.0-25.0 mmol) in anhydrous THF (8-40 mL) at 50 °C was added triphosgene (1.0 eq.) in one portion. If a clear solution has not formed within one hour, 1-2 aliquots of triphosgene (0.1 eq/aliquot) were added to the reaction mixture at 45 min intervals. The reaction mixture was stirred at 50 °C for a total of 3 h, after which the insoluble material (if there is any) in the reaction mixture was removed by filtration. The filtrate was poured into hexanes (20-120 mL) and the resulting mixture was stored in a freezer (-20 °C) overnight. The white crystals formed during this time were collected and dried under vacuum to give the desired NCAs, which were used for the next step without further purification.

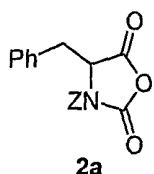
B. UNCAs



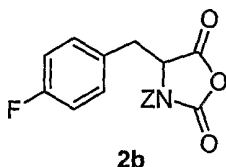
To a solution of the racemic NCA (1.0-10.0 mmol) in dry THF (5.0-25.0 mL) at -25 °C, alkyl (benzyl, allyl and fluorenylmethyl) chloroformate (1.2-1.3 eq.) was added. A solution of N-methyl-morpholine (NMM) (1.25-1.5 eq.) in THF (1.0-5.0 mL) was introduced dropwise to the reaction mixture over a period of 15 min. The resulting mixture was stirred at -25 °C for 1 h, then allowed to warm to room temperature overnight. The reaction mixture was cooled to -25 °C and acidified by HCl (4.0 M in Dioxane) until the pH of the mixture is approximately 3. The resulting mixture was allowed to warm to room temperature. The precipitation (NMM hydrochloride) was removed by filtration under N₂ atmosphere with the aid of dry Celite 521 (3.0 g) and washed with dry THF (2 x 20 mL). The filtrate was concentrated and the residue was subjected to recrystallization from TBME/THF/hexanes at -20 °C overnight. The white solid was collected and dried under

vacuum to give the desired UNCAs in yields ranging from 47 to 86% (average yield for 14 UNCAs listed in Table 3 is 67%) from racemic amino acid.

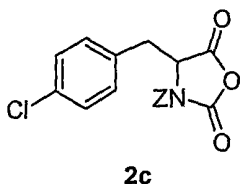
Specific Compounds Prepared



- 5 This product was obtained in 72% yield from the corresponding racemic amino acid. m.p. 105-106 °C; ¹H NMR (400 MHz, CDCl₃) δ 3.28 (dd, J = 14.0 and 2.4 Hz, 1H), 3.47 (dd, J = 14.0 and 5.5 Hz, 1H), 4.93 (dd, J = 5.5 and 2.4 Hz, 1H), 5.40 (s, 1H), 6.88-6.90 (m, 2H), 7.21-7.26 (m, 3H), 7.41-7.47 (m, 5H); ¹³C NMR (100 MHz, CDCl₃) δ 35.06, 60.98, 69.77, 128.22, 128.71, 128.83, 129.10, 129.13, 129.35, 131.92, 134.10, 145.52, 149.18, 165.37.
- 10



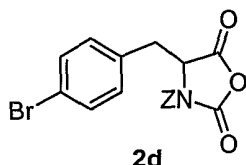
- This product was obtained 79% yield from the corresponding racemic amino acid. ¹H NMR (400 MHz, CDCl₃) δ 3.23-3.30 (m, 1H), 3.41-3.49 (m, 1H), 4.89-4.96 (m, 1H), 5.04 (s, 2H), 6.81-6.93 (m, 4H), 7.41-7.48 (m, 5H); ¹³C NMR (100 MHz, CDCl₃) δ 34.45, 61.09, 70.10, 116.36 (d, J = 21.2 Hz), 127.91, 129.01, 129.07, 129.40, 131.30, 134.27, 145.64, 149.41, 161.73 (d, J = 246 Hz), 165.50; IR (CHCl₃) γ 1874, 1809, 1743, 1511, 1456 cm⁻¹; HRMS (DCI) exact mass calcd for (C₁₈H₁₄NO₅F+NH₄⁺) requires m/z 361.1200, found m/z 361.1212.
- 15



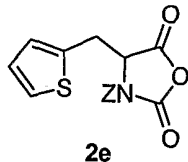
- 20 This product was obtained in 47% yield from the corresponding racemic amino acid. ¹H NMR (400 MHz, CDCl₃) δ 3.26 (dd, J = 14.3 and 2.2 Hz, 1H), 3.44 (dd, J = 14.3 and 5.8 Hz, 1H), 4.93 (dd, J = 2.2 and 5.8 Hz, 1H), 5.40 (s, 1H), 6.81 (d, J = 8.5 Hz, 2H), 7.17 (d, J

-42-

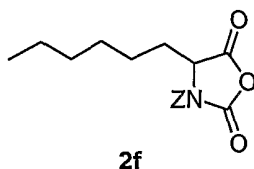
= 8.5 Hz, 2H), 7.40-7.50 (m, 5H); ^{13}C NMR (100 MHz, CDCl_3) δ 34.37, 60.69, 69.90, 128.79, 128.86, 129.20, 129.34, 130.44, 130.69, 134.01, 134.31, 145.37, 149.17, 165.18; IR (CHCl_3) γ 1874, 1809, 1743, 1493, 1456, 1362, 1264, 1015, 960 cm^{-1} ; HRMS (DCI) exact mass calcd for ($\text{C}_{18}\text{H}_{14}\text{ClNO}_5+\text{NH}_4^+$) requires m/z 377.0904, found m/z 377.0921.



This product was obtained in 77% yield from the corresponding racemic amino acid. ^1H NMR (400 MHz, CDCl_3) δ 3.20-3.26 (m, 1H), 3.37-3.45 (m, 1H), 4.88-4.95 (m, 1H), 5.39 (s, 2H), 6.74 (d, $J = 8.2$ Hz, 2H), 7.32 (d, $J = 8.2$ Hz, 2H), 7.39-7.47 (m, 5H); ^{13}C NMR (100 MHz, CDCl_3) δ 34.66, 60.87, 70.15, 122.63, 128.99, 129.06, 129.39, 131.21, 10 132.48, 134.20, 145.59, 149.33, 165.38; IR (CHCl_3) γ 1873, 1809, 1744, 1489, 1456 cm^{-1} ; HRMS (DCI) exact mass calcd for ($\text{C}_{18}\text{H}_{14}\text{NO}_5\text{Br}+\text{NH}_4^+$) requires m/z 421.0399, found m/z 421.0386.

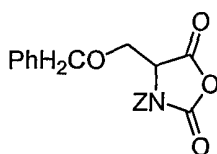


This product was obtained in 62% yield from the corresponding racemic amino acid. ^1H NMR (400 MHz, CDCl_3) δ 3.52-3.57 (m, 1H), 3.73-3.78 (m, 1H), 4.91-4.93 (m, 1H), 15 5.40 (d, $J = 12.0$ Hz, 1H), 5.44 (d, $J = 12.0$ Hz, 1H), 6.68-6.69 (m, 1H), 6.90-6.92 (m, 1H), 7.19-7.20 (m, 1H), 7.38-7.49 (m, 5H); ^{13}C NMR (100 MHz, CDCl_3) δ 29.43, 60.93, 69.91, 126.29, 127.71, 128.12, 128.73, 128.90, 129.12, 132.83, 134.17, 145.83, 149.10, 165.41; IR (CHCl_3) γ 1874, 1808, 1739, 1519, 1456 cm^{-1} ; HRMS (DCI) exact mass calcd for ($\text{C}_{16}\text{H}_{13}\text{NO}_5\text{S}+\text{NH}_4^+$) requires m/z 349.0858, found m/z 349.0844.



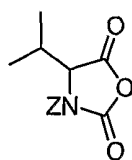
-43-

This product was obtained in 54% yield from the corresponding racemic amino acid.
 ^1H NMR (400 MHz, CDCl_3) δ 0.84 (t, $J = 7.0$ Hz, 3H), 1.15-1.36 (m, 8H), 1.95-2.18 (m, 2H), 4.71 (dd, $J = 6.7$ and 3.1 Hz, 1H), 5.29 (d, $J = 11.9$ Hz, 1H), 5.38 (d, $J = 11.9$ Hz, 1H), 7.30-7.42 (m, 5H); ^{13}C NMR (100 MHz, CDCl_3) δ 13.89, 22.33, 23.01, 28.44, 29.72, 31.22,
 5 59.94, 69.64, 128.39, 128.77, 128.96, 134.02, 146.21, 148.97, 165.88; IR (CHCl_3) γ 2930, 2858, 1871, 1812, 1742, 1498, 1456, 1387, 1304 cm^{-1} ; HRMS (DCI) exact mass calcd for ($\text{C}_{17}\text{H}_{21}\text{NO}_5 + \text{NH}_4^+$) requires m/z 337.1763, found m/z 337.1758.



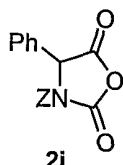
2g

This product was obtained in 61% yield from the corresponding racemic amino acid.
 10 ^1H NMR (400 MHz, CDCl_3) δ 3.83-3.89 (m, 1H), 3.97-4.03 (m, 1H), 4.44 (d, $J = 12.4$ Hz, 1H), 4.51 (d, $J = 12.4$ Hz, 1H), 4.64-4.70 (m, 1H), 5.25 (s, 2H), 7.17-7.22 (m, 2H), 7.27-7.39 (m, 8H); ^{13}C NMR (100 MHz, CDCl_3) δ 61.14, 65.47, 69.81, 73.59, 127.87, 128.35, 128.54, 128.78, 128.98, 129.13, 134.20, 136.72, 146.36, 149.10, 164.73; IR (CHCl_3) γ 1876
 15 1808, 1745, 1496, 1454 cm^{-1} ; HRMS (DCI) exact mass calcd for ($\text{C}_{19}\text{H}_{17}\text{NO}_6 + \text{NH}_4^+$) requires m/z 373.1400, found m/z 373.1409.



2h

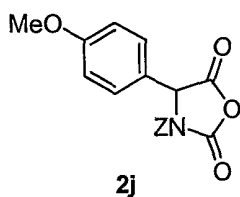
This product was obtained in 84% yield from the corresponding racemic amino acid.
 m.p. 79-81 C; ^1H NMR (400 MHz, CDCl_3) δ 0.95 (d, $J = 7.3$ Hz, 3H), 1.20 (d, $J = 7.3$ Hz, 3H), 2.50-2.62 (m, 1H), 4.61 (d, $J = 3.7$ Hz, 1H), 5.34 (d, $J = 12.2$ Hz, 1H), 5.38 (d, $J = 12.2$
 20 Hz, 1H), 7.30-7.48 (m, 5H); ^{13}C NMR (100 MHz, CDCl_3) δ 15.75, 17.92, 29.94, 64.98, 69.96, 128.51, 129.02, 129.04, 129.18, 134.25, 146.50, 149.44, 164.48.



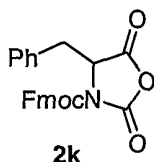
2i

-44-

This product was obtained in 60% yield from the corresponding racemic amino acid.
 ^1H NMR (400 MHz, CDCl_3) δ 5.16 (d, $J = 11.9$ Hz, 1H), 5.25 (d, $J = 11.9$ Hz, 1H), 5.62 (s, 1H), 7.14-7.18 (m, 2H), 7.24-7.46 (m, 8H); ^{13}C NMR (100 MHz, CDCl_3) δ 63.38, 69.80, 126.55, 128.30, 128.64, 128.86, 129.52, 130.06, 131.48, 133.71, 146.10, 148.39, 163.73; IR (CHCl₃) γ 1874, 1812, 1746, 1498, 1456, 1354, 1242, 1008 cm^{-1} ; HRMS (DCI) exact mass calcd for ($\text{C}_{17}\text{H}_{13}\text{NO}_5 + \text{NH}_4^+$) requires m/z 329.1137, found m/z 329.1125.

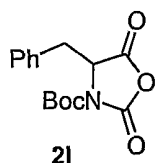


This product was obtained in 86% yield from the corresponding racemic amino acid.
 ^1H NMR (400 MHz, CDCl_3) δ 3.81 (s, 3H), 5.14 (d, $J = 12.0$ Hz, 1H), 5.23 (d, $J = 12.0$ Hz, 1H), 5.55 (s, 1H), 6.87-6.90 (m, 2H), 7.14-7.22 (m, 4H), 7.27-7.32 (m, 3H); ^{13}C NMR (100 MHz, CDCl_3) δ 55.58, 63.20, 69.83, 115.02, 123.65, 128.37, 128.49, 128.78, 128.97, 134.02, 146.43, 148.65, 160.97, 164.46; IR (CHCl₃) γ 1873, 1814, 1749, 1611, 1586, 1515, 1455 cm^{-1} ; HRMS (DCI) exact mass calcd for ($\text{C}_{18}\text{H}_{15}\text{NO}_6 + \text{NH}_4^+$) requires m/z 359.1243, found m/z 359.1227.

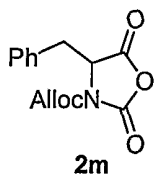


This product was obtained in 73% yield from the corresponding racemic amino acid.
 ^1H NMR (400 MHz, CDCl_3) δ 3.00-3.16 (m, 2H), 4.34 (t, $J = 6.1$ Hz, 1H), 4.68 (dd, $J = 5.5$ and 3.1 Hz, 1H), 4.72-4.84 (m, 2H), 6.80-6.90 (m, 2H), 7.20-7.32 (m, 3H), 7.32-7.40 (m, 2H), 7.40-7.40 (m, 2H), 7.64 (d, $J = 7.3$ Hz, 1H), 7.70 (d, $J = 7.3$ Hz, 1H), 7.74-7.84 (m, 2H); ^{13}C NMR (100 MHz, CDCl_3) δ 34.74, 46.47, 60.87, 69.56, 120.16, 120.23, 124.91, 124.98, 127.42, 127.49, 128.18, 128.23, 129.12, 129.34, 131.85, 141.33, 141.39, 142.71, 142.77, 145.54, 149.05, 165.25.

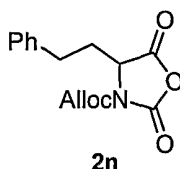
-45-



D,L-phenylalanine NCA (1.615 g, 8.45 mmol) was dissolved in THF (23 mL). The solution was then cooled to -15°C with stirring and Boc_2O (2.40 g, 11.0 mmol), pyridine (1.38 mL, 17.0 mmol) and flamed-dried powdered 4\AA molecular sieves (0.2 g) were added successively. The flask was sealed and stored in a freezer at -15°C for 6 days. For other procedure, see the typical procedure. This product was obtained in 63% yield from the corresponding racemic amino acid. m.p. $101\text{-}103^{\circ}\text{C}$; $^1\text{H NMR}$ (400 MHz, CDCl_3) δ 1.62 (s, 9H), 3.33 (dd, $J = 14.3$ and 2.5 Hz, 1H), 3.52 (dd, 14.3 and 5.6 Hz, 1H), 4.91 (dd, $J = 5.6$ and 2.5 Hz, 1H), 7.05-7.12 (m, 2H), 7.29-7.37 (m, 3H); $^{13}\text{C NMR}$ (100 MHz, CDCl_3) δ 27.92, 35.27, 60.75, 86.02, 128.24, 129.13, 129.43, 132.26, 145.76, 147.62, 165.78.



This product was obtained in 61% yield from the corresponding racemic amino acid. $^1\text{H NMR}$ (400 MHz, CDCl_3) δ 3.35 (dd, $J = 14.2$ and 2.4 Hz, 1H), 3.55 (dd, 14.2 and 5.6 Hz, 1H), 4.83-4.92 (m, 2H), 4.98 (dd, 5.6 and 2.4 Hz, 1H), 5.37-5.55 (m, 2H), 5.95-6.06 (m, 1H), 7.00-7.12 (m, 2H), 7.22-7.40 (m, 3H); $^{13}\text{C NMR}$ (100 MHz, CDCl_3) δ 35.16, 60.93, 68.66, 120.51, 128.34, 129.21, 129.44, 130.24, 132.02, 145.51, 149.16, 165.34; IR (CHCl_3) γ 3032, 1872, 1808, 1743, 1497, 1455, 1374, 1266 cm^{-1} ; HRMS (DCI) exact mass calcd for $(\text{C}_{14}\text{H}_{13}\text{NO}_5 + \text{NH}_4^+)$ requires m/z 293.1137, found m/z 193.1147.



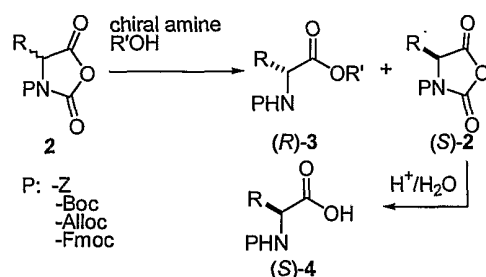
This product was obtained in 64% yield from the corresponding racemic amino acid. $^1\text{H NMR}$ (400 MHz, CDCl_3) δ 2.42-2.55 (m, 2H), 2.67-2.84 (m, 2H), 4.70-4.82 (m, 3H), 5.32-5.40 (m, 1H), 5.40-5.50 (m, 1H), 7.14-7.38 (m, 5H); $^{13}\text{C NMR}$ (100 MHz, CDCl_3)

δ 29.74, 30.98, 59.31, 68.62, 120.63, 126.79, 128.32, 128.77, 130.16, 138.67, 145.91, 148.87, 165.63; IR (CHCl₃) γ 3028, 2940, 1870, 1808, 1743, 1497, 1455, 1376, 1307 cm⁻¹.

Example 7

General Method for the Kinetic Resolution of Urethane-Protected α -Amino Acid N-

5 Carboxy Anhydrides (UNCAs)



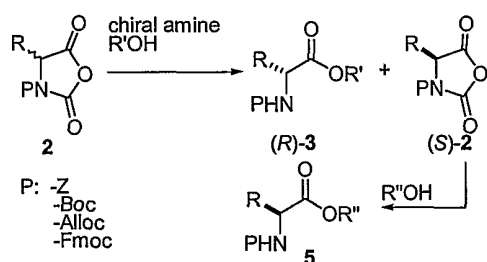
A mixture of an UNCA 2 (0.10 mmol) and 4Å molecular sieves (10 mg) in anhydrous diethyl ether (7.0 mL) was stirred at room temperature for 15 minutes, then cooled to the temperature indicated in Table 3, after which the modified cinchona alkaloid
 10 (0.01 mmol) was added to the mixture. The resulting mixture was stirred for another 5 minutes and then a solution of methanol in ether (v/v = 1/19, 0.052-0.10 mmol of methanol, in entry 9 and 10, 0.055 mmol of ethanol was used) was introduced dropwise via a syringe. The resulting reaction mixture was stirred at that temperature for 15-85 h. The reaction was quenched by HCl in ether (1 N, 1.0 mL). After 15 minutes, aq. HCl (2 N, 2.0 mL) was
 15 added to the reaction mixture, and the resulting mixture was allowed to warm to room temperature. The organic phase was collected, washed with aq. HCl (2 N, 2 x 1 mL), dried (Na₂SO₄), and concentrated. The residue was dissolved in H₂O/THF (v/v: 1/4, 5.0 mL) and the resulting solution was stirred at room temperature overnight. The solution was then concentrated and the residue was dissolved in ether (3.0 mL). The resulting resolution was
 20 extracted with aq. Na₂CO₃ (1 N, 2 x 3.0 mL). The organic layer was washed with water (1.0 mL), dried (Na₂SO₄), and concentrated to give amino esters 3 in NMR-pure form and in yields indicated in Table 3. The aqueous phases were combined and then acidified with conc. HCl till pH < 3, then extracted with ethyl acetate (3 x 10 mL). The organic phase was dried (Na₂SO₄), and concentrated to give amino acids 4 in NMR-pure form and in yields

indicated in Table 3. This procedure described above is used for the kinetic resolution of 2a-d, f-i, k-n.

For kinetic resolutions of 2e and 2j, chromatographic purification was used for the isolation of amino esters 3e, 3j and amino acids 4e, 4j as following: After the reaction was
 5 quenched and the catalyst was converted to the corresponding ammonium salt with aq. HCl as described above, the residue obtained from concentration of the organic phase (instead of being subjected to exhaustive hydrolysis in H₂O/THF) was subjected to flash chromatography (SiO₂) with first ether/hexanes (v/v = 1/5) as eluent to give the desired esters 3 (e, j) and then ether/AcOH (v/v = 100/1) as eluent to give the desired amino acids 4
 10 (e, j) in NMR-pure form and in yields indicated in Table 3.

Example 8

General Method for Determining the Extent of Conversion of a Kinetic Resolution of Urethane-Protected α -Amino Acid N-Carboxy Anhydrides (UNCAs)



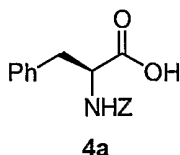
When R'OH = MeOH, R''OH = EtOH
 R'OH = EtOH, R''OH = MeOH

15 A small aliquot (50 μ L) of a reaction mixture was added to dry ethanol (200 μ L). The resulting mixture was stirred at r.t. for 30min, then was allow to pass through a plug of silica gel with ether. The solution was concentrated and then subjected to GC analysis (HP-5 column, 200 C, 4 min., 10 C/min to 250 C, 250 C, 8-12 min). For kinetic
 20 resolutions of UNCA 2i and 2j using ethanol as the nucleophile (entries 9 and 10, Table 3), the aliquot of the reaction mixture was added to dry methanol. The experimentally-determined conversions and the calculated conversions, as indicated below, are consistent with each other.

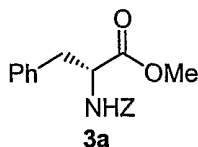
Example 9

General Procedure for Determining the Enantiomeric Excesses of the Products and Unreacted Starting Materials of the Kinetic Resolutions

The enantiomeric excesses of esters 3 were determined by HPLC analyses following conditions specified below. The enantiomeric excesses of the unreacted UNCAs 2 were determined by converting 2 to esters 5 as described above and measuring enantiomeric excesses of ester 5 by HPLC analyses following conditions specified below. The enantiomeric excesses of amino acids 4 were determined by HPLC analyses and were found to be, without exception, consistent with the enantiomeric excesses of the corresponding esters 5.

(S)-(N-Benzoyloxycarbonyl)phenylalanine (4a)

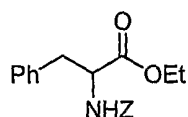
In a large scale (4 mmol) reaction, this product was obtained as a white solid in 48% isolated yield and 97% ee (as a ethyl ester) as determined by chiral HPLC analysis [Daicel chiralpak OJ column, Hexanes:IPA, 80:20, 0.7 mL/min, λ 220 nm, t(major, ethyl ester) = 18.47 min, t(minor, ethyl ester) = 21.42 min], m.p. $[\alpha]_D = +4.8$ (c 2.21, AcOH); (Literature, $[\alpha]_D = +5.1$ (c 2.0, AcOH), for S-enantiomer); $^1\text{H NMR}$ (400 MHz, CDCl_3 , 4.7:1 mixture of rotamers) δ 3.02-3.24 (m, 2H), 3.62-3.74 (m, 1H), 5.10 (s, 2H), 5.17 (d, J= 7.9 Hz, 1H), 7.10-7.38 (m, 10H); $^1\text{H NMR}$ (minor rotamer, partial) δ 2.92-3.04 (m, 2H), 4.50-4.60 (m, 1H), 4.90-5.04 (m, 2H), 5.70-5.80 (m, 1H); $^{13}\text{C NMR}$ (100 MHz, CDCl_3) δ 37.70, 54.52, 67.16, 127.28, 128.11, 128.26, 128.54, 128.71, 129.31, 135.38, 136.02, 155.84, 175.89.

(R)-Methyl-(N-Benzoyloxycarbonyl)phenylalaninate (3a)

This product was obtained as a colorless oil in 48% isolated yield and 93% ee as determined by chiral HPLC analysis [Daicel chiralpak OJ column, Hexanes:IPA, 80:20, 0.7

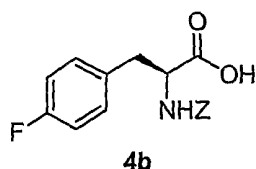
-49-

mL/min, λ 220 nm, $t(\text{minor}) = 24.78$ min, $t(\text{major}) = 37.56$ min]. $[\alpha]_D = +13.9$ (c 1.60, MeOH); (Literature, $[\alpha]_D^{19} = -15.6$ (c 1.02, MeOH), for S-enantiomer); $^1\text{H NMR}$ (400 MHz, CDCl_3 , 5.5:1 mixture of rotamers) δ 3.02-3.18 (m, 2H), 3.72 (s, 3H), 4.68 (dd, $J = 14.0$ and 6.1 Hz, 1H), 5.02-5.14 (m, 2H), 5.21 (br d, $J = 7.9$ Hz, 1H), 7.02-7.14 (m, 2H),
 5 7.20-7.40 (m, 8H); $^1\text{H NMR}$ (minor rotamer, partial) δ 2.92-3.04 (m, 2H), 3.66 (s, 3H), 4.48-4.58 (m, 1H), 4.92-5.02 (m, 2H); $^{13}\text{C NMR}$ (100 MHz, CDCl_3) δ 38.22, 52.28, 54.78, 66.95, 127.13, 128.06, 128.17, 128.50, 128.59, 129.24, 135.66, 136.24, 155.60, 171.94.
 Ethyl (N-Benzyloxycarbonyl)phenylalaninate (5a):



10 $^1\text{H NMR}$ (400 MHz, CDCl_3 , 5.6:1 mixture of rotamers) δ 1.22 (t, $J = 7.3$ Hz, 3H), 3.04-3.18 (m, 2H), 4.16 (q, $J = 7.3$ Hz, 2H), 4.64 (dd, $J = 14.0$ and 6.1 Hz, 1H), 5.10 (s, 2H), 5.25 (d, $J = 7.9$ Hz, 1H), 7.06-7.14 (m, 2H), 7.18-7.40 (m, 8H); $^1\text{H NMR}$ (minor rotamer, partial) δ 2.92-3.04 (m, 1H), 4.46-4.56 (m, 1H), 4.98-5.06 (m, 2H); $^{13}\text{C NMR}$ (100 MHz, CDCl_3) δ 14.05, 38.27, 54.81, 61.46, 66.90, 127.06, 128.05, 128.14, 128.49, 128.52,
 15 129.31, 135.74, 136.26, 155.58, 171.46.

(S)-(N-Benzyloxycarbonyl)-p-fluorophenylalanine (4b)

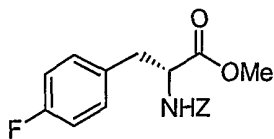


This product was obtained as a white solid in 42% isolated yield and 92% ee (as a ethyl ester) as determined by chiral HPLC analysis [Daicel chiralpak OD column,
 20 Hexanes:IPA, 95:5, 1.0 mL/min, λ 220 nm, $t(\text{minor, ethyl ester}) = 25.98$ min, $t(\text{major, ethyl ester}) = 17.47$ min] from a reaction catalyzed by $(\text{DHQD})_2\text{AQN}$ (10 mol%). This reaction employed 0.55 eq. of methanol and was stirred at -78 °C for 31 h when the reaction conversion reached 50%. $[\alpha]_D = +$ (c 0.92, EtOH); $^1\text{H NMR}$ (400 MHz, CDCl_3 , 3.0:1 mixture of rotamers) δ 3.00-3.08 (m, 1H), 3.10-3.21 (m, 1H), 4.62-4.70 (m, 1H), 5.06 (d, $J = 12.0$ Hz, 1H), 5.12 (d, $J = 12.0$ Hz, 1H), 5.23-5.28 (m, 1H), 6.90-6.99 (m, 2H), 7.01-7.12
 25 (m, 2H), 7.28-7.39 (m, 5H), 8.60 (s, br., 1H); $^1\text{H NMR}$ (minor rotamer, partial) δ 2.85-2.94

-50-

(m, 1H), 3.04-3.14 (m, 1H), 4.44-4.52 (m, 1H), 6.26-6.32 (m, 1H); ^{13}C NMR (100 MHz, CDCl_3) δ 37.18, 54.85, 67.43, 115.74 (d, $J = 21.3$ Hz), 128.44 (d, $J = 19.0$ Hz), 128.77, 131.02, 131.10, 131.43, 136.19, 156.05, 162.26 (d, $J = 244$ Hz), 176.15.

(R)-Methyl-(N-Benzyloxycarbonyl)-p-fluorophenylalaninate (3b)

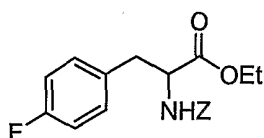


5

3b

This product was obtained as a white solid in 48% isolated yield and 92% ee as determined by chiral HPLC analysis [Daicel chiralpak OD column, Hexanes:IPA, 95:5, 1.0 mL/min, λ 220 nm, $t(\text{major}) = 29.19$ min, $t(\text{minor}) = 22.49$ min]. $[\alpha]_D = -$ (c 1.21, CHCl_3); ^1H NMR (400 MHz, CDCl_3 , 7.4:1 mixture of rotamers) δ 3.00-3.16 (m, 2H), 3.72 (s, 3H), 4.60-4.68 (m, 1H), 5.07 (d, $J = 12.0$ Hz, 1H), 5.11 (d, $J = 12.0$ Hz, 1H), 5.21-5.28 (m, 1H), 6.91-7.00 (m, 2H), 7.00-7.08 (m, 2H), 7.29-7.40 (m, 5H); ^1H NMR (minor rotamer, partial) δ 2.90-3.02 (m, 2H), 3.64-3.72 (m, 3H), 4.46-4.55 (m, 1H); ^{13}C NMR (100 MHz, CDCl_3) δ 37.66, 52.58, 55.01, 67.21, 115.65 (d, $J = 21.0$ Hz), 128.38 (d, $J = 12.9$ Hz), 128.74, 130.93, 131.01, 131.65, 136.39, 155.76, 162.22 (d, $J = 244$ Hz), 172.00.

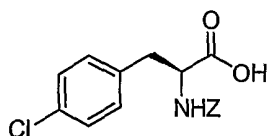
15 Ethyl (N-Benzyloxycarbonyl)-p-fluorophenylalaninate (5b)



^1H NMR (400 MHz, CDCl_3 , 5.7:1 mixture of rotamers) δ 1.23 (t, $J = 7.0$ Hz, 3H), 3.00-3.15 (m, 2H), 4.08-4.21 (m, 2H), 4.57-4.65 (m, 1H), 5.07 (d, $J = 12.0$ Hz, 1H), 5.12 (d, $J = 12.0$ Hz, 1H), 5.25-5.34 (m, 1H), 6.91-7.00 (m, 2H), 7.00-7.08 (m, 2H), 7.29-7.40 (m, 5H); ^1H NMR (minor rotamer, partial) δ 2.90-3.02 (m, 2H), 4.45-4.53 (m, 1H); ^{13}C NMR (100 MHz, CDCl_3) δ 14.28, 37.70, 55.02, 61.75, 67.14, 115.55 (d, $J = 21.3$ Hz), 128.35 (d, $J = 11.4$ Hz), 128.71, 130.98, 131.06, 131.71, 136.41, 155.74, 162.18 (d, $J = 244$ Hz), 171.52.

20 (S)-(N-Benzyloxycarbonyl)-p-chlorophenylalanine (4c)

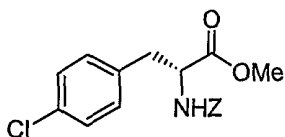
-51-



4c

This product was obtained as a white solid in 43% isolated yield and 97% ee (as a ethyl ester) as determined by chiral HPLC analysis [Daicel chiralpak OJ column, Hexanes:IPA, 90:10, 1.0 mL/min, λ 220 nm, t(minor, ethyl ester) = 21.10 min, t(major, ethyl ester) = 24.92 min] from a reaction catalyzed by (DHQD)₂AQN (10 mol%). This reaction employed 0.55 eq. of methanol and was stirred at -60 °C for 18 h when the reaction conversion reached 53%. $[\alpha]_D = +4.1$ (c 0.92, EtOH); ¹H NMR (400 MHz, acetone-d₆) δ 3.01 (dd, J = 14.0 and 9.7 Hz, 1H), 3.23 (dd, J = 14.0 and 4.9 Hz, 1H), 4.44 – 4.54 (m, 1H), 5.00 (d, J = 12.8 Hz, 1H), 5.04 (d, J = 12.8 Hz, 1H), 5.58 (d, J = 8.5 Hz, 1H), 7.24-7.40 (m, 9H); ¹³C NMR (100 MHz, acetone-d₆) δ 37.42, 55.95, 66.62, 128.49, 128.57, 129.11, 131.89, 132.80, 137.35, 138.11, 156.81, 173.02; IR (KBr) γ 3324, 3036, 2936, 1714, 1691, 1534, 1490, 1456, 1420, 1263, 1057cm⁻¹; HRMS (DCI) exact mass calcd for (C₁₇H₁₇ClNO₄+NH₄⁺) requires m/z 334.0846, found m/z 334.0856.

(R)- Methyl-(N-Benzyloxycarbonyl)-p-chlorophenylalaninate (3c)



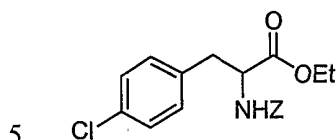
3c

This product was obtained as a white solid in 52% isolated yield and 88% ee as determined by chiral HPLC analysis [Daicel chiralpak OJ column, Hexanes:IPA, 90:10, 1.0 mL/min, λ 220 nm, t(major) = 31.25 min, t(minor) = 37.17 min]. $[\alpha]_D = -46.4$ (c 1.21, CHCl₃); ¹H NMR (400 MHz, CDCl₃, 8.5:1 mixture of rotamers) δ 3.03 (dd, 14.0 and 6.1 Hz, 1H), 3.12 (dd, J = 14.0 and 5.5 Hz, 1H), 3.72 (s, 3H), 4.64 (m, 1H), 5.06 (d, J = 12.2 Hz, 1H), 5.12 (d, J = 12.2 Hz, 1H), 5.25 (d, J = 7.9 Hz, 1H), 7.02 (d, J = 8.5 Hz, 2H), 7.23 (d, J = 8.5 Hz, 2H), 7.26-7.40 (m, 5H); ¹H NMR (minor rotamer, partial) δ 2.88-2.98 (m, 2H), 3.67 (br s, 3H), 4.44-4.56 (m, 1H); ¹³C NMR (100 MHz, CDCl₃) δ 37.59, 52.39, 54.63, 67.00, 128.08, 128.23, 128.52, 128.70, 130.58, 133.02, 134.21, 136.13, 155.51,

-52-

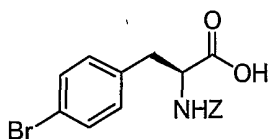
171.67; IR (CHCl₃) γ 3345, 2956, 2930, 1731, 1715, 1520, 1494, 1437, 1209, 1046 cm⁻¹; ;
 HRMS (DCI) exact mass calcd for (C₁₈H₁₉ClNO₄+NH₄⁺) requires m/z 348.1003, found m/z
 348.1006.

Ethyl (N-Benzyloxycarbonyl)-p-chlorophenylalaninate (5c)



¹H NMR (400 MHz, CDCl₃, 6.2:1 mixture of rotamers) δ 1.23 (t, J = 7.3 Hz, 3H),
 3.03 (dd, J = 13.7 and 6.1 Hz, 1H), 3.12 (dd, J = 13.7 and 5.8 Hz, 1H), 4.16 (q, J = 7.3 Hz,
 2H), 4.56-4.66 (m, 1H), 5.07 (d, J = 12.2 Hz, 1H), 5.12 (d, J = 12.2 Hz, 1H), 5.28 (d, J = 7.9
 Hz, 1H), 7.03 (d, J = 8.5 Hz, 2H), 7.18-7.40 (m, 7H); ¹H NMR (minor rotamer, partial) δ
 10 2.88-2.98 (m, 2H), 4.42-4.52 (m, 1H); ¹³C NMR (100 MHz, CDCl₃) δ 14.08, 37.64, 54.65,
 61.61, 66.96, 128.08, 128.21, 128.63, 130.66, 132.96, 134.29, 136.17, 155.51, 171.20.

(S)-(N-Benzyloxycarbonyl)-p-bromophenylalanine (4d)

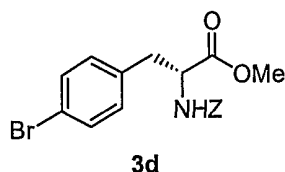


4d

This product was obtained as a white solid in 39% isolated yield and 97% ee (as a
 15 ethyl ester) as determined by chiral HPLC analysis [Daicel chiralpak OJ column,
 Hexanes:IPA, 80:20, 0.7 mL/min, λ 220 nm, t(minor, ethyl ester) = 20.06 min, t(major,
 ethyl ester) = 24.19min] from a reaction catalyzed by (DHQD)₂AQN (10 mol%). This
 reaction employed 0.55 eq. of methanol and was stirred at -78 °C for 45 h when the
 reaction conversion reached 53%. [α]_D = + (c 0.92, EtOH); ¹H NMR (400 MHz, DMSO-d₆)
 20 δ 2.75-2.83 (m, 1H), 2.98-3.07 (m, 1H), 3.34 (s, br., 1H), 4.13-4.20 (m, 1H), 4.96 (s, 2H),
 7.19-7.36 (m, 6H), 7.45 (d, J = 8.0 Hz, 2H), 7.67 (d, J = 8.8 Hz, 1H); ¹³C NMR (100 MHz,
 DMSO-d₆) δ 35.84, 55.24, 65.24, 119.59, 127.46, 127.71, 128.28, 131.00, 131.40, 136.99,
 137.36, 155.97, 173.10.

(R)-Methyl-(N-Benzyloxycarbonyl)-p-chlorophenylalaninate (3d)

-53-

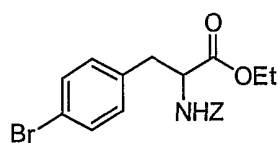


This product was obtained as a white solid in 51% isolated yield and 87% ee as determined by chiral HPLC analysis [Daicel chiralpak OJ column, Hexanes:IPA, 80:20, 0.7 mL/min, λ 220 nm, $t(\text{major}) = 27.90$ min, $t(\text{minor}) = 34.17$ min]. $[\alpha]_D = -$ (c 1.21, CHCl_3);

5 $^1\text{H NMR}$ (400 MHz, CDCl_3 , 6.8:1 mixture of rotamers) δ 3.00 (dd, $J = 13.6$ and 2.2 Hz, 1H), 3.11 (dd, $J = 13.6$ and 1.2 Hz, 1H), 3.71 (s, 3H), 4.60-4.68 (m, 1H), 5.06 (d, $J = 12.0$ Hz, 1H), 5.11 (d, $J = 12.0$ Hz, 1H), 5.26-5.32 (m, 1H), 6.95 (d, $J = 8.0$ Hz, 2H), 7.29-7.40 (m, 7H); $^1\text{H NMR}$ (minor rotamer, partial) δ 2.91-3.00 (m, 2H), 3.64-3.72 (m, 3H), 4.46-4.55 (m, 1H); $^{13}\text{C NMR}$ (100 MHz, CDCl_3) δ 37.83, 52.61, 54.78, 67.20, 121.31, 128.28,

10 128.42, 128.72, 131.15, 131.85, 134.94, 136.33, 155.72, 171.86.

Ethyl (N-Benzyloxycarbonyl)-p-chlorophenylalaninate (5d)

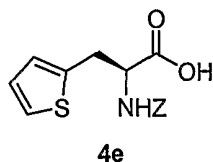


$^1\text{H NMR}$ (400 MHz, CDCl_3 , 5.5:1 mixture of rotamers) δ 1.23 (t, $J = 7.0$ Hz, 3H), 3.01 (dd, $J = 14.0$ and 2.2 Hz, 1H), 3.10 (dd, $J = 14.0$ and 1.8 Hz, 1H), 4.16 (q, $J = 7.2$ Hz, 2H), 4.58-4.66 (m, 1H), 5.06 (d, $J = 12.0$ Hz, 1H), 5.11 (d, $J = 12.0$ Hz, 1H), 5.25-5.31 (m, 1H), 6.97 (d, $J = 7.6$ Hz, 2H), 7.30-7.42 (m, 7H); $^1\text{H NMR}$ (minor rotamer, partial) δ 2.88-2.96 (m, 2H), 4.45-4.52 (m, 1H); $^{13}\text{C NMR}$ (100 MHz, CDCl_3) δ 14.31, 37.92, 54.81, 61.84, 67.18, 121.28, 128.30, 128.43, 128.73, 131.24, 131.80, 135.04, 136.38, 155.72, 171.40; IR (CHCl_3) γ 3338, 1732, 1715, 1592, 1515, 1455 cm^{-1} ; HRMS (DCI) exact mass

15

20 calcd for ($\text{C}_{19}\text{H}_{20}\text{NO}_4\text{Br} + \text{NH}_4^+$) requires m/z 406.0654, found m/z 406.0653.

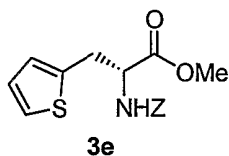
(S)-(N-Benzyloxycarbonyl)-3-(2-thienyl)alanine (4e)



-54-

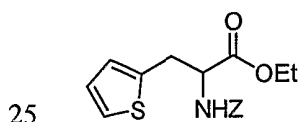
This product was obtained as a white solid in 45% isolated yield and 94% ee (as an ethyl ester) as determined by chiral HPLC analysis [Daicel chiralpak OD column, Hexanes:IPA, 92.3:7.7, 0.8 mL/min, λ 220 nm, $t(\text{minor, ethyl ester}) = 23.12$ min, $t(\text{major, ethyl ester}) = 16.42$ min] from a reaction catalyzed by (DHQD)₂AQN (10 mol%). This reaction employed 0.55 eq. of methanol and was stirred at -78 °C for 25 h when the reaction conversion reached 50%. $[\alpha]_D = +48$ (c 0.85, CHCl₃); Lit. (S, 99.8% ee) $[\alpha]_D = +54$ (c 1.00, CHCl₃); ¹H NMR (400 MHz, CDCl₃, 7.1:1 mixture of rotamers) δ 3.35-3.42 (m, 2H), 4.68-4.72 (m, 1H), 5.11 (m, 2H), 5.44-5.48 (m, 1H), 6.79-6.81 (m, 1H), 6.85-6.91 (m, 1H), 7.10-7.15 (m, 1H), 7.29-7.37 (m, 5H), 10.69 (s, br., 1H); ¹H NMR (minor rotamer, partial) δ 3.18-3.26 (m, 1H), 3.30-3.38 (m, 1H), 4.47-4.55 (m, 1H), 6.38-6.44 (m, 1H); ¹³C NMR (100 MHz, CDCl₃) δ 32.16, 54.66, 67.45, 125.19, 127.14, 127.26, 128.28, 128.43, 128.71, 136.99, 156.09, 175.84.

(R)-Methyl-(N-Benzyloxycarbonyl)-3-(2-thienyl)alaninate (3e)



This product was obtained as a colorless oil in 49% isolated yield and 94% ee as determined by chiral HPLC analysis [Daicel chiralpak OJ column, Hexanes:IPA, 90:10, 1.0 mL/min, λ 220 nm, $t(\text{major}) = 25.94$ min, $t(\text{minor}) = 20.23$ min]. $[\alpha]_D = -49$ (c 1.30, CHCl₃); Lit. (S, 96.5% ee) $[\alpha]_D = +46$ (c 1.00, CHCl₃); ¹H NMR (400 MHz, CDCl₃, 6.1:1 mixture of rotamers) δ 3.35-3.37 (m, 2H), 3.74 (s, 3H), 4.64-4.68 (m, 1H), 5.11 (s, 2H), 5.41-5.45 (m, 1H), 6.76-6.79 (m, 1H), 6.89-6.93 (m, 1H), 7.14-7.16 (m, 1H), 7.30-7.39 (m, 5H); ¹H NMR (minor rotamer, partial) δ 3.25-3.33 (m, 2H), 3.70 (s, 3H), 4.46-4.56 (m, 1H); ¹³C NMR (100 MHz, CDCl₃) δ 32.48, 52.66, 54.82, 67.17, 125.07, 126.98, 127.19, 128.22, 128.34, 128.68, 136.36, 137.23, 155.78, 171.50.

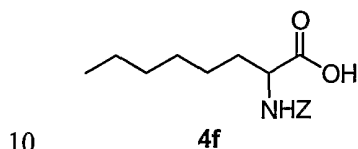
Ethyl (N-Benzyloxycarbonyl) 3-(2-thienyl)alaninate (5e)



-55-

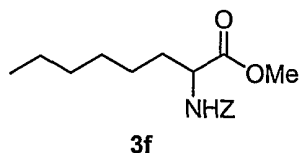
¹H NMR (400 MHz, CDCl₃, 7.3:1 mixture of rotamers) δ 1.26 (t, J = 7.0 Hz, 3H), 3.36-3.38 (m, 2H), 4.19 (q, J = 7.0 Hz, 2H), 4.61-4.65 (m, 1H), 5.12 (s, 2H), 5.40-5.44 (m, 1H), 6.76-6.78 (m, 1H), 6.89-6.92 (m, 1H), 7.14-7.16 (m, 1H), 7.31-7.38 (m, 5H); ¹H NMR (minor rotamer, partial) δ 3.26-3.32 (m, 2H), 4.48-4.56 (m, 1H); ¹³C NMR (100 MHz, CDCl₃) δ 14.28, 32.53, 54.82, 61.91, 67.16, 125.02, 127.02, 127.14, 128.24, 128.34, 128.69, 136.43, 137.32, 155.79, 171.03; IR (CHCl₃) γ 3343, 1732, 1715, 1586, 1514, 1457 cm⁻¹; HRMS (DCI) exact mass calcd for (C₁₇H₁₉NO₄S+H⁺) requires m/z 334.1113, found m/z 334.1123.

(N-Benzyloxycarbonyl)-2-aminocaprylic acid (4f)



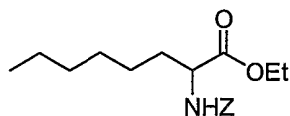
This product was obtained as a colorless oil in 42% isolated yield and 94% ee (as a ethyl ester) as determined by chiral HPLC analysis [Daicel chiralpak OD column, Hexanes:IPA, 98.4:1.6, 1.0 mL/min, λ 220 nm, t(major, ethyl ester) = 18.28 min, t(minor, ethyl ester) = 28.54 min] from a reaction catalyzed by (DHQD)₂AQN (10 mol%). This reaction employed 0.56 eq. of methanol and was stirred at -60 °C for 37 h when the reaction conversion reached 49%. [α]_D = + 4.1 (c 0.80, CHCl₃); ¹H NMR (400 MHz, CDCl₃, 3.4:1 mixture of rotamers) δ 0.87 (t, J = 6.7 Hz, 3H), 1.14-1.44 (m, 8H), 1.62-1.76 (m, 1H), 1.76-1.96 (m, 1H), 4.35-4.45 (m, 1H), 5.06-5.20 (m, 2H), 5.27 (d, J = 7.9 Hz, 1H), 7.28-7.42 (m, 5H); ¹H NMR (minor rotamer, partial) δ 4.20-4.30 (m, 1H), 6.20-6.30 (m, 1H); ¹³C NMR (100 MHz, CDCl₃, major rotamer) δ 14.00, 22.49, 25.08, 28.77, 31.50, 32.35, 53.73, 67.12, 128.11, 128.23, 128.53, 136.08, 156.02, 177.70; ¹³C NMR (minor rotamer, partial) δ 54.27, 67.54.

Methyl (N-Benzyloxycarbonyl)-2-aminocaprylate (3f)



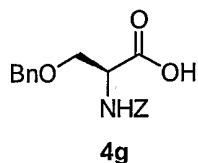
This product was obtained as a light yellow oil in 49% isolated yield and 91% ee as determined by chiral HPLC analysis [Daicel chiralpak OD column, Hexanes:IPA, 98.4:1.6, 1.0 mL/min, λ 220 nm, $t(\text{minor}) = 22.56$ min, $t(\text{major}) = 32.41$ min]. $[\alpha]_D = -7.9$ (c 1.04, CHCl_3); $^1\text{H NMR}$ (400 MHz, CDCl_3 , 6.1:1 mixture of rotamers) δ 0.87(t, $J = 6.7$ Hz, 3H), 1.18-1.40 (m, 8H), 1.56-1.74 (m, 1H), 1.74-1.88 (m, 1H), 3.74 (s, 3H), 4.37 (dd, $J = 12.9$ and 7.9 Hz, 1H), 5.11 (s, 2H), 5.29 (d, $J = 7.9$ Hz, 1H), 7.28-7.42 (m, 5H); $^1\text{H NMR}$ (minor rotamer, partial) δ 3.67 (s, 3H), 4.18-4.30 (m, 1H), 4.98-5.06 (m, 2H); $^{13}\text{C NMR}$ (100 MHz, CDCl_3) δ 13.97, 24.46, 25.06, 28.76, 31.50, 32.63, 52.24, 53.84, 66.92, 128.07, 128.12, 128.48, 136.26, 155.83, 173.10.

10 Ethyl (N-Benzyloxycarbonyl)-2-aminocaprylate (5f)



$^1\text{H NMR}$ (400 MHz, CDCl_3 , 13:1 mixture of rotamers) δ 0.87 (t, $J = 6.7$ Hz, 3H), 1.14-1.44 (m, 11H), 1.56-1.72 (m, 1H), 4.19 (q, $J = 6.7$ Hz, 2H), 4.35 (dd, $J = 12.9$ and 7.9 Hz, 1H), 5.11 (s, 2H), 5.28 (d, $J = 7.9$ Hz, 1H), 7.27-7.42 (m, 5H); $^1\text{H NMR}$ (minor rotamer, partial) δ 4.96-5.06 (m, 2H); $^{13}\text{C NMR}$ (100 MHz, CDCl_3) δ 13.98, 14.14, 22.47, 25.01, 28.79, 31.52, 32.69, 53.90, 61.30, 66.89, 128.07, 128.12, 128.49, 136.30, 155.82, 172.61; IR (CHCl_3) γ 3346, 2929, 2859, 1732, 1714, 1520, 1455, 1343, 1211, 1046 cm^{-1} ; HRMS (DCI) exact mass calcd for ($\text{C}_{18}\text{H}_{27}\text{NO}_4 + \text{NH}_4^+$) requires m/z 322.2018, found m/z 322.2016.

20 (S)-(N-Benzyloxycarbonyl)p-chlorophenylalanine (4g)

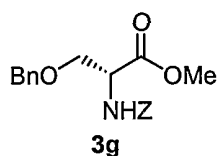


This product was obtained as a colorless oil in 44% isolated yield and 91% ee (as an ethyl ester) as determined by chiral HPLC analysis [Daicel chiralpak OD + OJ column, Hexanes:IPA, 80:20, 0.6 mL/min, λ 220 nm, $t(\text{minor, ethyl ester}) = 50.43$ min, $t(\text{major, ethyl ester}) = 44.19$ min] from a reaction catalyzed by $(\text{DHQD})_2\text{AQN}$ (10 mol%). This reaction employed 0.55 eq. of methanol and was stirred at -78 °C for 72 h when the

-57-

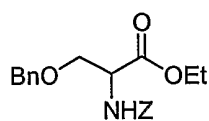
reaction conversion reached 51%. $[\alpha]_D = +18.1$ (c 0.95, EtOH); Lit. (D) $[\alpha]_D = -17.0$ (c 0.35, EtOH); $^1\text{H NMR}$ (400 MHz, CDCl_3 , 6.5:1 mixture of rotamers) δ 3.68-3.74 (m, 1H), 3.91-3.97 (m, 1H), 4.52 (s, 2H), 4.52-4.57 (m, 1H), 5.08-5.16 (m, 2H), 5.66-5.71 (m, 1H), 7.24-7.39 (m, 10H), 10.10 (s, br., 1H); $^1\text{H NMR}$ (minor rotamer, partial) δ 3.81-3.89 (m, 1H), 4.38-4.43 (m, 1H), 6.11-6.17 (m, 1H); $^{13}\text{C NMR}$ (100 MHz, CDCl_3) δ 54.37, 67.42, 69.67, 73.66, 127.90, 128.14, 128.31, 128.43, 128.68, 128.74, 136.26, 137.33, 156.37, 175.43.

(R)- Methyl-(N-Benzyloxycarbonyl)p-chlorophenylalanine (3g)



This product was obtained as a white solid in 49% isolated yield and 89% ee as determined by chiral HPLC analysis [Daicel chiralpak OJ column, Hexanes:IPA, 85:15, 1.0 mL/min, λ 220 nm, $t(\text{major}) = 33.32$ min, $t(\text{minor}) = 38.49$ min]. $[\alpha]_D = -9.0$ (c 1.45, CHCl_3); $^1\text{H NMR}$ (400 MHz, CDCl_3) δ 3.68-3.72 (m, 1H), 3.75 (s, 3H), 3.87-3.91 (m, 1H), 4.47 (d, $J = 12.0$ Hz, 1H), 4.48-4.52 (m, 1H), 4.54 (d, $J = 12.0$ Hz, 1H), 5.12 (s, 2H), 5.63-5.67 (m, 1H), 7.23-7.39 (m, 10H); $^{13}\text{C NMR}$ (100 MHz, CDCl_3) δ 52.75, 54.60, 67.23, 69.93, 73.47, 127.80, 128.06, 128.28, 128.37, 128.63, 128.72, 136.43, 137.63, 156.19, 170.99; IR (CHCl_3) ν 3344, 1732, 1715, 1586, 1515, 1454 cm^{-1} ; HRMS (DCI) exact mass calcd for ($\text{C}_{17}\text{H}_{19}\text{NO}_4\text{S} + \text{H}^+$) requires m/z 344.1498, found m/z 344.1505.

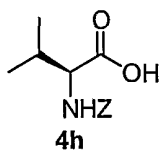
Ethyl (N-Benzyloxycarbonyl)p-chlorophenylalanine (5g)



$^1\text{H NMR}$ (400 MHz, CDCl_3) δ 1.24 (t, $J = 7.0$ Hz, 3H), 3.70 (dd, $J = 9.2$ and 2.8 Hz, 1H), 3.89 (dd, $J = 8.8$ and 2.8 Hz, 1H), 4.20 (q, $J = 7.0$ Hz, 2H), 4.45-4.56 (m, 2H), 4.48-4.52 (m, 1H), 5.12 (s, 2H), 5.64-5.68 (m, 1H), 7.23-7.38 (m, 10 H); $^{13}\text{C NMR}$ (100 MHz, CDCl_3) δ 14.31, 54.64, 61.84, 67.17, 70.02, 73.45, 127.78, 128.02, 128.26, 128.34, 128.60, 128.71, 136.48, 137.67, 156.19, 170.46.

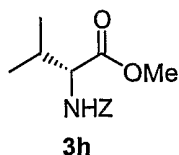
(S)-(N-Benzyloxycarbonyl)valine (4h)

-58-



This product was obtained as a white solid in 40% isolated yield and 96% ee (as a ethyl ester) as determined by chiral HPLC analysis [Daicel chiralpak AS and OJ column, Hexanes:IPA, 90:10, 0.8 mL/min, λ 220 nm, t(major, ethyl ester) = 17.26 min, t(minor, ethyl ester) = 19.49 min] from a reaction catalyzed by DHQD-PHN (20 mol%). This reaction employed 0.8 eq. of methanol and was stirred at 0 °C for 22h when the reaction conversion reached 59%. $[\alpha]_D = -0.62$ (c 1.43, EtOH); (Literature, $[\alpha]_D^{25} = +1.5$ (c 5.0, EtOH), for S-enantiomer); $^1\text{H NMR}$ (400 MHz, CDCl_3 , 4:1 mixture of rotamers) δ 0.93 (d, J = 6.7 Hz, 3H), 1.01 (d, J = 6.7 Hz, 3H), 2.12-2.32 (m, 1H), 4.36 (dd, J = 8.5 and 4.3 Hz, 1H), 5.12 (s, 2H), 5.29 (br d, J = 8.5 Hz, 1H), 7.26-7.42 (m, 5H), 9.20-10.20 (br, 1H); $^1\text{H NMR}$ (minor rotamer, partial) δ 4.14-4.24 (m, 1H), 5.15 (s, 2H), 6.18 (br d, J = 8.5 Hz, 1H); $^{13}\text{C NMR}$ (100 MHz, CDCl_3) δ 17.31, 18.99, 31.00, 58.81, 67.20, 128.14, 128.24, 128.54, 136.08, 156.35, 177.05.

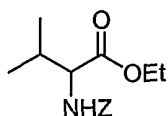
Methyl (R)-(N-Benzyloxycarbonyl)valinate (3h)



This product was obtained as a white solid in 58% isolated yield and 67% ee as determined by chiral HPLC analysis [Daicel chiralpak AS and OJ column, 9:1, Hexanes:IPA, 0.8 mL/min, λ 220 nm, t(minor) = 24.08 min, t(major) = 25.92 min]. $[\alpha]_D = +11.1$ (c 1.40, MeOH); (Literature, $[\alpha]_D^{20} = -18.9$ (c 1.0, MeOH), for S-enantiomer); $^1\text{H NMR}$ (400 MHz, CDCl_3 , 7:1 mixture of rotamers) δ 0.96 (d, J = 7.3 Hz, 3H), 2.06-2.20 (m, 1H), 3.73 (s, 3H), 4.31 (dd, J = 8.5 and 4.9 Hz, 1H), 5.11 (s, 2H), 5.32 (br dd, J = 8.5 Hz, 1H), 7.28-7.40 (m, 5H); $^1\text{H NMR}$ (minor rotamer, partial) δ 3.68(s, 3H), 4.10-4.20 (m, 1H); $^{13}\text{C NMR}$ (100 MHz, CDCl_3) δ 17.48, 18.87, 31.23, 52.06, 58.97, 66.97, 128.07, 128.12, 128.47, 136.21, 156.17, 172.49.

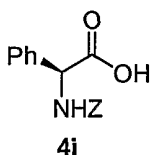
Ethyl (N-Benzyloxycarbonyl)valinate (5h)

-59-



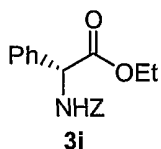
^1H NMR (400 MHz, CDCl_3) δ 0.89 (d, $J = 7.3$ Hz, 3H), 0.97 (d, $J = 6.7$ Hz, 3H), 1.28 (t, $J = 7.3$ Hz, 3H), 2.04-2.22 (m, 1H), 4.21 (q, 7.3 Hz, 2H), 4.29 (dd, $J = 8.5$ and 4.3 Hz, 1H), 5.11 (s, 3H), 5.31 (br d, $J = 8.5$ Hz, 1H), 7.28-7.42 (m, 5H); ^{13}C NMR (100 MHz, CDCl_3) δ 14.16, 17.43, 18.88, 31.29, 58.95, 61.18, 66.94, 128.08, 128.12, 128.48, 136.26, 156.18, 171.97.

(S)-(N-Benzyloxycarbonyl)phenylglycine (4i)



This product was obtained as a white solid in 46% isolated yield and 84% ee (as a methyl ester) as determined by chiral HPLC analysis [Regis (R,R)Whelk-O 1 Reversible Column, Hexanes:IPA, 90:10, 1.0 mL/min, λ 220 nm, t (minor, methyl ester) = 16.69 min, t (major, methyl ester) = 24.76 min] from a reaction catalyzed by (DHQD)₂AQN (10 mol%). This reaction employed 0.55 eq. of ethanol and was stirred at -78 °C for 16h when the reaction conversion reached 46%. $[\alpha]_{\text{D}} = +95.6$ (c 0.79, 95%EtOH); (Literature, $[\alpha]_{\text{D}}^{25} = +116.4$ (c 1.0, 95% EtOH), for S-enantiomer); ^1H NMR (400 MHz, CDCl_3) δ 5.06 (s, 2H), 5.18 (d, $J = 8.5$ Hz, 1H), 7.24-7.44 (m, 10H), 8.15 (d, $J = 8.5$ Hz, 1H); ^{13}C NMR (100 MHz DMSO- d_6) δ 58.05, 65.60, 127.75, 127.84, 127.93, 128.35, 128.43 (two carbons on the aromatic ring were overlapped), 136.92, 137.10, 155.87, 172.08.

(R)-Ethyl-(N-Benzyloxycarbonyl)phenylglycinate (3i)



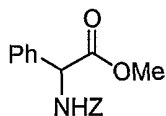
20

This product was obtained as a white solid in 45% isolated yield and 97% ee as determined by chiral HPLC analysis [Regis (R, R) Whelk-O 1 Reversible Column, Hexanes:IPA, 90:10, 1.0 mL/min, λ 220 nm, t (major) = 14.04 min, t (minor) = 22.80 min]. $[\alpha]_{\text{D}} = -93.1$ (c 0.95, CHCl_3); ^1H NMR (400 MHz, CDCl_3 , 5:1 mixture of rotamers) δ 1.20 (t,

-60-

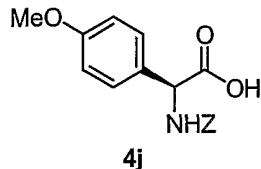
J = 7.3 Hz, 3H), 4.04-4.24 (m, 2H), 5.06 (d, J = 12.2 Hz, 1H), 5.12 (d, J = 12.2 Hz, 1H), 5.36 (d, J = 7.3 Hz, 1H), 5.87 (d, J = 7.3 Hz, 1H), 7.25-7.44 (m, 10H); ¹H NMR (minor rotamer, partial) δ 5.18-5.30 (m, 1H), 5.68-5.76 (m, 1H), 7.08-7.20 (m, 2H); ¹³C NMR (100 MHz, CDCl₃) δ 13.96, 57.97, 61.91, 67.08, 127.07, 128.15 (br, 2Cs), 128.88, 136.14, 136.77, 155.32, 170.76.

Methyl (N-Benzyloxycarbonyl) phenylglycinate



¹H NMR (400 MHz, CDCl₃, 5:1 mixture of rotamers) δ 3.72 (s, 3H), 5.07 (d, J = 8.2 Hz, 1H), 5.12 (d, J = 8.2 Hz, 1H), 5.38 (d, J = 7.3 Hz, 1H), 5.85 (d, J = 7.3 Hz, 1H), 7.25-7.38 (m, 10H); ¹H NMR (minor rotamer, partial) δ 3.66 (s, 3H), 5.20-5.28 (m, 1H), 5.64-5.74 (m, 1H), 7.06-7.18 (m, 2H); ¹³C NMR (100 MHz, CDCl₃) δ 52.79, 57.90, 67.11, 121.12, 128.15, 128.19, 128.51, 128.58, 128.95, 136.10, 136.57, 155.31, 171.26.

(S)-(N-Benzyloxycarbonyl)-p-chlorophenylalanine (4j)

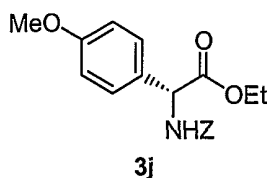


This product was obtained as a white solid in 41% isolated yield and 95% ee (as an ethyl ester) as determined by chiral HPLC analysis [Daicel chiralpak OD + Hypersil column, Hexanes:IPA, 96.8:3.2, 1.0 mL/min, λ 220 nm, t(minor, methyl ester) = 52.49 min, t(major, methyl ester) = 61.61 min] from a reaction catalyzed by (DHQD)₂AQN (10 mol%). This reaction employed 0.55 eq. of ethanol and was stirred at -78 °C for 85 h when the reaction was quenched at the conversion of 56%. [α]_D = +105 (c 1.14, CHCl₃); ¹H NMR (400 MHz, CDCl₃, 1.9:1 mixture of rotamers) δ 3.71(s, 3H), 5.03 (s, 2H), 5.28-5.33 (m, 1H), 5.97-6.02 (m, 1H), 6.79-6.85 (m, 2H), 7.17-7.33 (m, 7H), 8.76 (s, br., 1H); ¹H NMR (minor rotamer, partial) δ 3.75 (s, 3H), 4.93-5.08 (m, 2H), 5.15-5.20 (m, 1H), 6.97-7.04 (m, 2H), 7.59-7.64 (m, 1H); ¹³C NMR (100 MHz, CDCl₃) δ 55.36, 57.38, 67.35, 114.46, 127.74, 128.24, 128.31, 128.37, 128.62, 136.07, 155.80, 159.85, 174.73; ¹³C NMR (minor rotamer, partial) δ 57.95, 67.67, 114.29, 129.27, 135.07, 156.92, 159.73, 173.92; IR

-61-

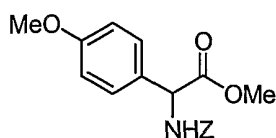
(CHCl₃) γ 3348, 1732, 1715, 1611, 1586, 1513, 1455 cm⁻¹; HRMS (DCI) exact mass calcd for (C₁₇H₁₇NO₅+H⁺) requires m/z 316.1185, found m/z 316.1173.

(R)-Methyl-(N-Benzyloxycarbonyl)p-chlorophenylalanine (3j)



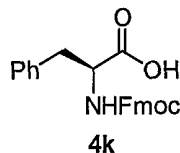
5 This product was obtained as a colorless oil in 55% isolated yield and 74% ee as determined by chiral HPLC analysis [Daicel chiralpak OD + Hypersil column, Hexanes:IPA, 96.8:3.2, 1.0 mL/min, λ 220 nm, t(major) = 43.45 min, t(minor) = 48.95 min]. $[\alpha]_D = -68$ (c 1.61, CHCl₃); ¹H NMR (400 MHz, CDCl₃, 7.5:1 mixture of rotamers) δ 1.19 (t, J = 7.4 Hz, 3H), 3.77 (s, 3H), 4.08-4.23 (m, 2H), 5.06 (d, J = 12.4 Hz, 1H), 5.11 (d, J = 12.4 Hz, 1H), 5.28-5.31 (m, 1H), 5.87-5.90 (m, 1H), 6.86 (d, J = 8.4 Hz, 2H), 7.24-7.36 (m, 7H); ¹H NMR (minor rotamer, partial) δ 5.13-5.18 (m, 1H), 5.57-5.63 (m, 1H), 7.13-7.19 (m, 1H); ¹³C NMR (100 MHz, CDCl₃) δ 14.11, 55.37, 57.54, 61.92, 67.12, 114.38, 128.28, 128.50, 128.62, 128.97, 136.33, 155.49, 159.79, 171.16; IR (CHCl₃) γ 3354, 1732, 1715, 1612, 1587, 1514, 1455 cm⁻¹; HRMS (DCI) exact mass calcd for (C₁₉H₂₁NO₅+H⁺) requires m/z 344.1498, found m/z 344.1501.

Ethyl (N-Benzyloxycarbonyl)p-chlorophenylalanine (5j)



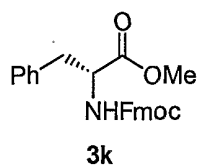
¹H NMR (400 MHz, CDCl₃, 6.8:1 mixture of rotamers) δ 3.69 (s, 3H), 3.76 (s, 3H), 5.04 (d, J = 12.2 Hz, 1H), 5.10 (d, J = 12.2 Hz, 1H), 5.29-5.34 (m, 1H), 5.88-5.91 (m, 1H), 6.86 (d, J = 8.4 Hz, 2H), 7.24-7.36 (m, 7H); ¹H NMR (minor rotamer, partial) δ 3.60-3.66 (m, 3H), 5.14-5.20 (m, 1H), 5.68-5.74 (m, 1H), 7.13-7.19 (m, 1H); ¹³C NMR (100 MHz, CDCl₃) δ 52.84, 55.38, 57.47, 67.16, 114.45, 128.28, 128.55, 128.62, 128.76, 136.29, 155.49, 159.87, 171.68; IR (CHCl₃) γ 3357, 1732, 1714, 1613, 1586, 1514, 1452 cm⁻¹; HRMS (DCI) exact mass calcd for (C₁₈H₁₉NO₅+H⁺) requires m/z 330.1341, found m/z 330.1331.

(S)-N-(9-Fluorenylmethoxycarbonyl)phenylalanine (4k)



This product was obtained as a white solid in 47% isolated yield and 96% ee (as a ethyl ester) as determined by chiral HPLC analysis [Daicel chiralpak OD column, 5 Hexanes:IPA, 80:20, 1.0 mL/min, λ 254 nm, t (major, ethyl ester) = 27.48 min, t (minor, ethyl ester) = 17.22 min] from a reaction catalyzed by (DHQD)₂AQN (10 mol%). This reaction employed 0.55 eq. of methanol and was stirred at -78 °C for 46 h when the reaction conversion reached 51%. $[\alpha]_D^{20} = -35.2$ (c 1.27, DMF); (Literature, $[\alpha]_D^{20} = -37$ (c 1.0, DMF), for S-enantiomer); ¹H NMR (400 MHz, acetone-d₆, 6:1 mixture of rotamers) δ 3.04 (dd, J = 14.0 and 9.5 Hz, 1H), 3.25 (dd, J = 14.0 and 4.9 Hz, 1H), 4.15-4.24 (m, 1H), 4.24-4.34 (m, 1H), 4.49-4.57 (m, 1H), 6.72 (d, J = 7.9 Hz, 1H), 7.19-7.26 (m, 1H), 7.26-7.36 (m, 5H), 7.36-7.44 (m, 2H), 7.58-7.70 (m, 2H), 7.85 (d, J = 7.9 Hz, 2H); ¹H NMR (minor rotamer, partial) δ 2.86-2.96 (m, 1H), 3.10-3.18 (m, 1H), 4.40-4.49 (m, 1H), 6.08-6.18 (m, 1H); ¹³C NMR (100 MHz, acetone-d₆) δ 38.13, 47.89, 56.16, 67.11, 120.72, 15 126.08, 126.14, 127.40, 127.87, 128.45, 129.13, 130.14, 138.40, 142.02, 144.94, 156.74, 173.29.

(R)-Methyl-N-(9-Fluorenylmethoxycarbonyl)phenylalaninate (3k)

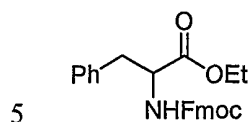


This product was obtained as a white solid in 50% isolated yield and 92% ee as 20 determined by chiral HPLC analysis [Daicel chiralpak OJ column, Hexanes:IPA, 80:20, 1.0 mL/min, λ 254 nm, t (major) = 24.91 min, t (minor) = 19.70 min] $[\alpha]_D = -33.1$ (c 1.50, CHCl₃); ¹H NMR (400 MHz, CDCl₃, 6:1 mixture of rotamers) δ 3.08-3.20 (m, 2H), 3.72 (s, 3H), 4.12-4.24 (m, 1H), 4.28-4.38 (m, 1H), 4.38-4.54 (m, 1H), 4.67 (dd, J = 14.0 and 6.1 Hz, 1H), 5.26 (d, J = 8.5 Hz, 1H), 7.04-7.14 (m, 2H), 7.20-7.35 (m, 5H), 7.35-7.44 (m, 2H), 25 7.49-7.60 (m, 2H), 7.76 (d, J = 7.3 Hz, 2H); ¹H NMR (minor rotamer, partial) δ 2.82-2.90

-63-

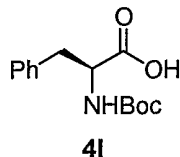
(m, 2H), 3.66 (s, 3H), 4.02-4.08 (m, 1H), 4.88-4.98 (m, 1H), 6.95-7.02 (m, 2H); ^{13}C NMR (100 MHz, CDCl_3) δ 38.19, 47.12, 52.34, 54.73, 66.90, 119.96, 125.02, 125.08, 127.03, 127.14, 127.69, 128.59, 129.27, 135.66, 141.28, 143.70, 155.50, 171.90.

Ethyl N-(9-Fluorenylmethoxycarbonyl)phenylalaninate (5k)



^1H NMR (400 MHz, CDCl_3 , 5.6:1 mixture of rotamers) δ 1.25 (t, $J = 7.3$ Hz, 3H), 3.05-3.18 (m, 2H), 4.08-4.26 (m, 3H), 4.30-4.40 (m, 1H), 4.40-4.52 (m, 1H), 5.28 (d, $J = 7.9$ Hz, 1H), 7.06-7.16 (m, 2H), 7.22-7.37 (m, 5H), 7.37-7.46 (m, 2H), 7.50-7.62 (m, 2H), 7.77 (d, $J = 7.3$ Hz, 2H); ^1H NMR (minor rotamer, partial) δ 2.82-2.92 (m, 2H), 4.89-4.99 (m, 1H), 6.97-7.04 (m, 2H); ^{13}C NMR (100 MHz, CDCl_3) δ 14.09, 38.29, 47.15, 54.76, 61.54, 66.90, 119.97, 125.05, 127.04, 127.70, 128.54, 129.37, 135.76, 141.29, 143.73, 155.51, 171.46.

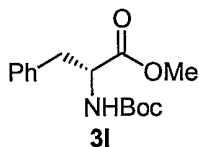
(S)-(N-t-Butyloxycarbonyl)phenylalanine (4l)



15 This product was obtained as a white solid in 41% isolated yield and 98% ee (as a ethyl ester) as determined by chiral HPLC analysis [Daicel chiralpak OD and OJ column, Hexanes:IPA, 99:1, 0.8 mL/min, λ 220 nm, t (minor, ethyl ester) = 27.73 min, t (major, ethyl ester) = 33.26 min] from a reaction catalyzed by $(\text{DHQD})_2\text{AQN}$ (20 mol%). This reaction employed 1.0 eq. of methanol and was stirred at -40°C for 15 h when the reaction
20 conversion reached 59%. The reaction was quenched with 5% HOAc (2 mL) and the organic layer was washed with 0.2 N HCl (2 X 1 mL), concentrated under reduced pressure, dissolved in a mixture of $\text{H}_2\text{O}/\text{THF}$ (v/v: 1/4) and stirred at room temperature overnight. The solvents were removed under vacuum and the residue was dissolved in ether (10 mL) and extracted with 1N Na_2CO_3 (3 mL). The organic layer was washed with saturated brine
25 (1 mL), dried over anh. Na_2SO_4 , filtered and concentrated under vacuum to give methyl ester as a white solid. The basic aq. phase was acidified with 0.5 N HCl till $\text{pH} < 4$, then

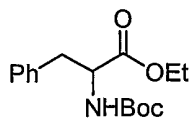
extracted with ethyl acetate (3 × 4 mL), the combined extract was dried over anh. Na₂SO₄, filtered and concentrated to give the acid as a white solid. $[\alpha]_D = -4.2$ (c 0.91, AcOH); (Literature, $[\alpha]_D = -4.0$ (c 4.0, AcOH), for S-enantiomer) ¹H NMR (400 MHz, CDCl₃, 2:1 mixture of rotamers) δ 1.42 (s, 9H), 3.00-3.28 (m, 2H), 4.54-4.70 (m, 1H), 4.98 (d, J = 6.7 Hz, 1H), 7.12-7.40 (m, 5H), 7.70-8.70 (br, 1H); ¹H NMR (minor rotamer, partial) δ 1.30 (s, 9H), 2.84-3.00 (m, 1H), 4.34-4.50 (m, 1H), 6.30-6.42 (m, 1H); ¹³C NMR (100 MHz, CDCl₃, major rotamer) δ 28.26, 37.79, 54.28, 80.29, 127.07, 128.58, 129.37, 135.82, 155.37, 176.46; ¹³C NMR (minor rotamer, partial) δ 28.03, 39.06, 56.03, 81.52, 136.34, 156.24.

10 (R)- Methyl-(N-t-Butyloxycarbonyl)phenylalaninate (31)



This product was obtained as a white solid in 56% isolated yield and 67% ee as determined by chiral HPLC analysis [Daicel chiralpak OD and OJ column, Hexanes:IPA, 99:1, 0.8 mL/min, λ 220 nm, t(major) = 36.73 min, t(minor) = 50.30 min]. $[\alpha]_D = -27.7$ (c 1.11, CHCl₃); ¹H NMR (400 MHz, CDCl₃, 5.4:1 mixture of rotamers) δ 1.42 (s, 9H), 3.00-3.18 (m, 2H), 3.72 (s, 3H), 4.59 (dd, J = 14.0 and 6.1 Hz, 1H), 4.97 (d, J = 7.3 Hz, 1H), 7.12 (d, J = 7.3 Hz, 2H), 7.20-7.36 (m, 3H); ¹H NMR (minor rotamer, partial) δ 2.88-3.00 (m, 2H), 4.36-4.46 (m, 1H), 4.64-4.74 (m, 1H); ¹³C NMR (100 MHz, CDCl₃) δ 28.22, 38.27, 52.10, 54.37, 79.82, 126.94, 128.47, 129.22, 135.97, 155.02, 172.29.

20 Ethyl (N-t-Butyloxycarbonyl)phenylalaninate (51)

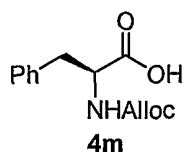


¹H NMR (400 MHz, CDCl₃, 5.6:1 mixture of rotamers) δ 1.23 (t, J = 6.7 Hz, 3H), 1.42 (s, 9H), 3.00-3.16 (m, 2H), 4.16 (q, J = 6.7 Hz, 2H), 4.56 (dd, J = 13.4 and 6.1 Hz, 1H), 4.98 (d, J = 7.3 Hz, 1H), 7.14 (d, J = 7.3 Hz, 2H), 7.20-7.36 (m, 3H); ¹H NMR (minor rotamer, partial) δ 2.88-3.00 (m, 2H), 4.30-4.44 (m, 1H), 4.64-4.76 (m, 1H); ¹³C NMR (100

-65-

MHz, CDCl_3) δ 14.08, 28.28, 38.39, 54.43, 61.29, 79.80, 126.94, 128.46, 129.34, 136.08, 155.07, 171.85.

(S)-(N-Allyloxycarbonyl)phenylalanine (4m)

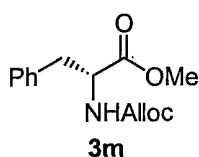


5 This product was obtained as a white solid in 45% isolated yield and 91% ee (as a ethyl ester) as determined by chiral HPLC analysis [Daicel chiralpak AS and OD column, Hexanes:IPA, 97:3, 1.0 mL/min, λ 220 nm, t (major, ethyl ester) = 39.29 min, t (minor, ethyl ester) = 45.34 min] from a reaction catalyzed by (DHQD)₂AQN (10 mol%). This reaction employed 0.55 eq. of methanol and was stirred at -60 °C for 15 h when the reaction

10 conversion reached 51%. $[\alpha]_D = +29.5$ (c 0.77, CHCl_3); (Literature, $[\alpha]_D = +35.8$ (c 1.0, CHCl_3), for S-enantiomer) $^1\text{H NMR}$ (400 MHz, CDCl_3 , 5:1 mixture of rotamers) δ 3.06-3.28 (m, 2H), 4.48-4.64 (m, 2H), 4.64-4.76 (m, 1H), 5.10-5.36 (m, 3H), 5.83-5.96 (m, 1H), 7.18 (d, $J = 7.3$ Hz, 2H), 7.22-7.40 (m, 3H), 7.60-7.80 (br, 1H); $^1\text{H NMR}$ (minor rotamer, partial) δ 2.92-3.06 (m, 1H), 4.40-4.48 (m, 1H), 5.74-5.83 (m, 1H); $^{13}\text{C NMR}$ (100 MHz, CDCl_3) δ

15 37.70, 54.48, 66.00, 117.99, 127.26, 128.69, 129.30, 132.39, 135.43, 155.74, 176.39; $^{13}\text{C NMR}$ (minor rotamer, partial) δ 55.55, 66.40.

(R)- Methyl -(N-Allyloxycarbonyl)phenylalaninate (3m)

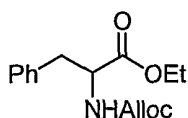


This product was obtained as a colorless oil in 44% isolated yield and 91% ee as

20 determined by chiral HPLC analysis [Daicel chiralpak OD column, Hexanes:IPA, 98.6:1.4, 1.0 mL/min, λ 220 nm, t (minor) = 28.74 min, t (major) = 36.38 min]. $[\alpha]_D = -43.6$ (c 0.97, CHCl_3); (Literature, $[\alpha]_D = +43.3$ (c 0.8, CHCl_3), for S-enantiomer) $^1\text{H NMR}$ (400 MHz, CDCl_3) δ 3.00-3.18 (m, 2H), 3.72 (s, 3H), 4.56 (d, $J = 5.5$ Hz, 2H), 4.65 (dd, $J = 14.0$ and 6.1 Hz, 1H), 5.14-5.34 (m, 3H), 5.80-5.96 (m, 1H), 7.12 (d, $J = 7.3$ Hz, 2H), 7.20-7.36 (m,

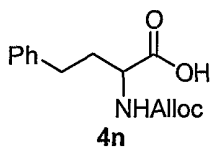
3H); ^{13}C NMR (100 MHz, CDCl_3) δ 38.21, 52.26, 54.70, 65.76, 117.75, 127.11, 128.58, 129.21, 132.56, 135.69, 155.47, 171.98.

Ethyl (N-Allyloxycarbonyl)phenylalaninate (5m)



5 ^1H NMR (400 MHz, CDCl_3) δ 1.23 (t, $J = 7.0$ Hz, 3H), 3.00-3.18 (m, 2H), 4.17 (q, $J = 7.0$ Hz, 2H), 4.56 (d, $J = 5.5$ Hz, 2H), 4.63 (dd, $J = 13.6$ and 6.3 Hz, 1H), 5.16-5.34 (m, 3H), 7.14 (d, $J = 7.8$ Hz, 2H), 7.20-7.36 (m, 3H); ^{13}C NMR (100 MHz, CDCl_3) δ 14.05, 38.29, 54.73, 61.42, 65.72, 117.73, 127.06, 128.52, 129.29, 132.61, 135.77, 155.46, 171.51.

(N-Allyloxycarbonyl)homophenylalanine (4n)



10

This product was obtained as a colorless oil in 41% isolated yield and 96% ee as determined by chiral HPLC analysis [Daicel chiralpak OJ column, Hexanes:IPA:TFA, 96:4:0.1, 1.0 mL/min, λ 254 nm, $t(\text{minor}) = 23.55$ min, $t(\text{major}) = 27.96$ min] from a reaction catalyzed by $(\text{DHQD})_2\text{AQN}$ (10 mol%). This reaction employed 0.60 eq. of

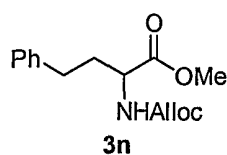
15 methanol and was stirred at -60 °C for 36 h when the reaction conversion reached 53%.

$[\alpha]_{\text{D}} = +22.7$ (c 0.67, CHCl_3); ^1H NMR (400 MHz, CDCl_3 , 3:1 mixture of rotamers) δ 1.96-2.10 (m, 1H), 2.16-2.30 (m, 1H), 2.64-2.80 (m, 2H), 4.38-4.48 (m, 1H), 4.59 (d, $J = 5.5$ Hz, 2H), 5.18-5.28 (m, 1H), 5.28-5.40 (m, 2H), 5.82-5.98 (m, 1H), 7.12-7.24 (m, 3H), 7.24-7.34 (m, 2H), 7.60-8.60 (br, 1H); ^1H NMR (minor rotamer, partial) δ 4.23-4.33 (m, 1H), 6.44-6.54 (m, 1H); ^{13}C NMR (100 MHz, CDCl_3 , major rotamer) δ 31.51, 33.95, 53.44, 66.05, 118.03, 126.25, 128.39, 128.52, 132.42, 140.36, 155.95, 176.97; ^{13}C NMR (minor rotamer, partial) δ 53.64, 66.54; IR (CHCl_3) γ 3319, 3027, 2932, 1714, 1698, 1538, 1498, 1455, 1410, 1337 cm^{-1} .

20

Methyl (N-Allyloxycarbonyl)homophenylalaninate (3n)

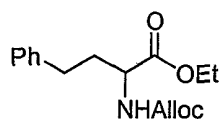
-67-



This product was obtained as a colorless oil in 54% isolated yield and 81% ee as determined by chiral HPLC analysis [J. T. Baker DNBPG (ionic) + Regis (R,R)-Whelk-O1, Hexanes:IPA, 98:2, 0.75 mL/min, λ 220 nm, $t(\text{major}) = 39.80$ min, $t(\text{minor}) = 38.21$ min].

5 $[\alpha]_D = -31.7$ (c 0.97, CHCl_3); $^1\text{H NMR}$ (400 MHz, CDCl_3 , 6.3:1 mixture of rotamers) δ 1.92-2.04 (m, 1H), 2.12-2.24 (m, 1H), 2.62-2.74 (m, 2H), 3.72 (s, 3H), 4.36-4.46 (m, 1H), 4.59 (d, $J = 5.5$ Hz, 2H), 5.18-5.38 (m, 3H), 5.85-6.00 (m, 1H), 7.15-7.23 (m, 3H), 7.25-7.32 (m, 2H); $^1\text{H NMR}$ (minor rotamer, partial) δ 4.24-4.34 (m, 1H), 5.10-5.18 (m, 1H); ^{13}C NMR (100 MHz, CDCl_3) δ 31.48, 34.21, 52.36, 53.53, 65.83, 117.83, 126.18, 128.36, 128.46, 132.57, 140.53, 155.72, 172.79; IR (neat) γ 3334, 3028, 2953, 1731, 1715, 1520, 1498, 1455, 1335 cm^{-1} .

Ethyl (N-Allyloxycarbonyl)homophenylalaninate (5n)



15 $^1\text{H NMR}$ (400 MHz, CDCl_3 , 6.8:1 mixture of rotamers) δ 1.28 (t, $J = 7.3$ Hz, 3H), 1.92-2.04 (m, 1H), 2.12-2.24 (m, 1H), 2.60-2.75 (m, 2H), 4.18 (q, $J = 7.3$ Hz, 2H), 4.35-4.45 (m, 1H), 4.59 (d, $J = 5.5$ Hz, 2H), 5.18-5.26 (m, 1H), 5.26-5.40 (m, 2H), 5.85-5.98 (m, 1H), 7.13-7.24 (m, 3H), 7.24-7.32 (m, 2H); $^1\text{H NMR}$ (minor rotamer, partial) δ 4.23-4.33 (m, 1H), 5.10-5.18 (m, 1H); ^{13}C NMR (100 MHz, CDCl_3) δ 14.14, 31.47, 34.34, 53.63, 61.47, 65.79, 117.79, 126.15, 128.36, 128.46, 132.60, 140.67, 155.72, 172.28; IR (neat) γ 20 3340, 3025, 2980, 1731, 1715, 1522, 1498, 1455, 1374 cm^{-1} .

Incorporation by Reference

All of the patents and publications cited herein are hereby incorporated by reference.

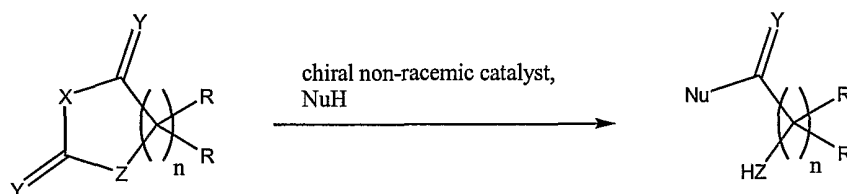
Equivalents

25 Those skilled in the art will recognize, or be able to ascertain using no more than routine experimentation, many equivalents to the specific embodiments of the invention described herein. Such equivalents are encompassed by the following claims.

Claims:

1. A method of performing a kinetic resolution of a racemic mixture or a diastereomeric mixture of a chiral substrate, comprising the steps of:
 - 5 combining a racemic mixture or a diastereomeric mixture of a chiral substrate with a nucleophile, in the presence of a chiral non-racemic catalyst, wherein said chiral non-racemic catalyst catalyzes the addition of said nucleophile to said chiral substrate to give a chiral product or unreacted chiral substrate or both enriched in one enantiomer or diastereomer.
 - 10 2. The method of claim 1, wherein said kinetic resolution is dynamic.
 3. The method of claim 1, wherein said nucleophile is an alcohol, amine or thiol.
 4. The method of claim 1, wherein said chiral non-racemic catalyst is a tertiary amine, phosphine or arsine.
 5. The method of claim 1, wherein said chiral non-racemic catalyst is a tertiary amine.
 - 15 6. The method of claim 1, wherein said chiral non-racemic catalyst is a cinchona alkaloid.
 7. The method of claim 1, wherein said chiral non-racemic catalyst is quinidine, (DHQ)₂PHAL, (DHQD)₂PHAL, (DHQ)₂PYR, (DHQD)₂PYR, (DHQ)₂AQN, (DHQD)₂AQN, DHQ-CLB, DHQD-CLB, DHQ-MEQ, DHQD-MEQ, DHQ-AQN, DHQD-20 AQN, DHQ-PHN, or DHQD-PHN.
 8. The method of claim 1, wherein said substrate comprises a single asymmetric carbon.
 9. The method of claim 1, wherein said nucleophile is an alcohol, amine or thiol; said chiral non-racemic catalyst is a tertiary amine, phosphine or arsine; and said substrate 25 comprises a single asymmetric carbon.
 10. The method of claim 1, wherein said nucleophile is an alcohol, amine or thiol; said chiral non-racemic catalyst is a tertiary amine; and said substrate comprises a single asymmetric carbon.

11. The method of claim 1, wherein said nucleophile is an alcohol, amine or thiol; said chiral non-racemic catalyst is a cinchona alkaloid; and said substrate comprises a single asymmetric carbon.
12. The method of claim 1, wherein said nucleophile is an alcohol, amine or thiol; said chiral non-racemic catalyst is quinidine, (DHQ)₂PHAL, (DHQD)₂PHAL, (DHQ)₂PYR, (DHQD)₂PYR, (DHQ)₂AQN, (DHQD)₂AQN, DHQ-CLB, DHQD-CLB, DHQ-MEQ, DHQD-MEQ, DHQ-AQN, DHQD-AQN, DHQ-PHN, or DHQD-PHN; and said substrate comprises a single asymmetric carbon.
13. The method of claim 1, wherein the enantiomeric or diastereomeric excess of the product or unreacted substrate is greater than about 50%.
14. The method of claim 1, wherein the enantiomeric or diastereomeric excess of the product or unreacted substrate is greater than about 70%.
15. The method of claim 1, wherein the enantiomeric or diastereomeric excess of the product or unreacted substrate is greater than about 90%.
16. A method of kinetic resolution represented by Scheme 1:



Scheme 1

wherein

- X represents NR', O, or S;
- Y represents independently for each occurrence O or S;
- 20 Z represents NR', O, or S;
- R represents independently for each occurrence hydrogen, or optionally substituted alkyl, aryl, heteroaryl, aralkyl, or heteroaralkyl;
- R' represents independently for each occurrence R, formyl, acyl, sulfonyl, -CO₂R, or -C(O)NR₂;
- 25 the substrate and the product are chiral;

NuH represents water, an alcohol, a thiol, an amine, a β -keto ester, a malonate, or the conjugate base of any of them;

chiral non-racemic catalyst is a chiral non-racemic tertiary amine, phosphine, or arsine;

5 n is 1 or 2; and

when said method is completed or interrupted, the enantiomeric excess or diastereomeric excess of the unreacted substrate is greater than that of the substrate prior to the kinetic resolution, the enantiomeric excess or diastereomeric excess of the product is greater than zero, or both.

10 17. The method of claim 16, wherein X is O.

18. The method of claim 16, wherein Y is O.

19. The method of claim 16, wherein NuH represents an alcohol, a thiol, or an amine.

20. The method of claim 16, wherein NuH represents an alcohol.

15 21. The method of claim 16, wherein said chiral non-racemic catalyst is a chiral non-racemic tertiary amine.

22. The method of claim 16, wherein said chiral non-racemic catalyst is a cinchona alkaloid.

23. The method of claim 16, wherein said chiral non-racemic catalyst is quinidine, (DHQ)₂PHAL, (DHQD)₂PHAL, (DHQ)₂PYR, (DHQD)₂PYR, (DHQ)₂AQN, 20 (DHQD)₂AQN, DHQ-CLB, DHQD-CLB, DHQ-MEQ, DHQD-MEQ, DHQ-AQN, DHQD-AQN, DHQ-PHN, or DHQD-PHN.

24. The method of claim 16, wherein X is O; and Y is O.

25. The method of claim 16, wherein X is O; Y is O; and NuH represents an alcohol, a thiol, or an amine.

25 26. The method of claim 16, wherein X is O; Y is O; and NuH represents an alcohol.

27. The method of claim 16, wherein X is O; Y is O; and said chiral non-racemic catalyst is a chiral non-racemic tertiary amine.

28. The method of claim 16, wherein X is O; Y is O; and said chiral non-racemic catalyst is a cinchona alkaloid.

-71-

29. The method of claim 16, wherein X is O; Y is O; and said chiral non-racemic catalyst is quinidine, (DHQ)₂PHAL, (DHQD)₂PHAL, (DHQ)₂PYR, (DHQD)₂PYR, (DHQ)₂AQN, (DHQD)₂AQN, DHQ-CLB, DHQD-CLB, DHQ-MEQ, DHQD-MEQ, DHQ-AQN, DHQD-AQN, DHQ-PHN, or DHQD-PHN.

5 30. The method of claim 16, wherein X is O; Y is O; NuH is an alcohol; and said chiral non-racemic catalyst is a tertiary amine.

31. The method of claim 16, wherein X is O; Y is O; NuH is an alcohol; and said chiral non-racemic catalyst is a cinchona alkaloid.

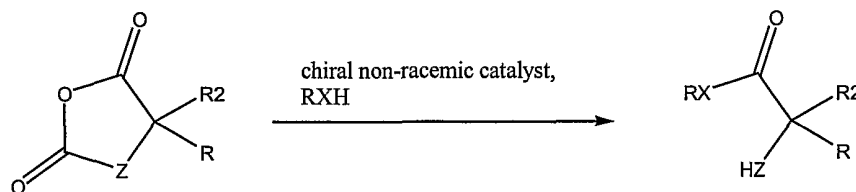
32. The method of claim 16, wherein X is O; Y is O; NuH is an alcohol; and said chiral
10 non-racemic catalyst is quinidine, (DHQ)₂PHAL, (DHQD)₂PHAL, (DHQ)₂PYR, (DHQD)₂PYR, (DHQ)₂AQN, (DHQD)₂AQN, DHQ-CLB, DHQD-CLB, DHQ-MEQ, DHQD-MEQ, DHQ-AQN, DHQD-AQN, DHQ-PHN, or DHQD-PHN.

33. The method of claim 16, wherein the enantiomeric or diastereomeric excess of the product or unreacted substrate is greater than about 50%.

15 34. The method of claim 16, wherein the enantiomeric or diastereomeric excess of the product or unreacted substrate is greater than about 70%.

35. The method of claim 16, wherein the enantiomeric or diastereomeric excess of the product or unreacted substrate is greater than about 90%.

36. A method of kinetic resolution represented by Scheme 2:



Scheme 2

20

wherein

X represents NR', O, or S;

Z represents NR', O, or S;

R and R2 represent independently for each occurrence hydrogen, or optionally
25 substituted alkyl, aryl, heteroaryl, aralkyl, or heteroaralkyl; provided that R and R2 are not the same;

-72-

R' represents independently for each occurrence R, formyl, acyl, sulfonyl, $-\text{CO}_2\text{R}$, or $-\text{C}(\text{O})\text{NR}_2$;

chiral non-racemic catalyst is a chiral non-racemic tertiary amine, phosphine, or arsine; and

5 when said method is completed or interrupted, the enantiomeric excess or diastereomeric excess of the unreacted substrate is greater than that of the substrate prior to the kinetic resolution, the enantiomeric excess or diastereomeric excess of the product is greater than zero, or both.

37. The method of claim 36, wherein X represents O.

10 38. The method of claim 36, wherein Z represents NR' or O.

39. The method of claim 36, wherein said chiral non-racemic catalyst is a chiral non-racemic tertiary amine.

40. The method of claim 36, wherein said chiral non-racemic catalyst is a cinchona alkaloid.

15 41. The method of claim 36, wherein said chiral non-racemic catalyst is quinidine, $(\text{DHQ})_2\text{PHAL}$, $(\text{DHQD})_2\text{PHAL}$, $(\text{DHQ})_2\text{PYR}$, $(\text{DHQD})_2\text{PYR}$, $(\text{DHQ})_2\text{AQN}$, $(\text{DHQD})_2\text{AQN}$, DHQ-CLB , DHQD-CLB , DHQ-MEQ , DHQD-MEQ , DHQ-AQN , DHQD-AQN , DHQ-PHN , or DHQD-PHN .

42. The method of claim 36, wherein X represents O; and Z represents NR' or O.

20 43. The method of claim 36, wherein X represents O; Z represents NR' or O; and said chiral non-racemic catalyst is a chiral non-racemic tertiary amine.

44. The method of claim 36, wherein X represents O; Z represents NR' or O; and said chiral non-racemic catalyst is a cinchona alkaloid.

25 45. The method of claim 36, wherein X represents O; Z represents NR' or O; and said chiral non-racemic catalyst is quinidine, $(\text{DHQ})_2\text{PHAL}$, $(\text{DHQD})_2\text{PHAL}$, $(\text{DHQ})_2\text{PYR}$, $(\text{DHQD})_2\text{PYR}$, $(\text{DHQ})_2\text{AQN}$, $(\text{DHQD})_2\text{AQN}$, DHQ-CLB , DHQD-CLB , DHQ-MEQ , DHQD-MEQ , DHQ-AQN , DHQD-AQN , DHQ-PHN , or DHQD-PHN .

46. The method of claim 36, wherein the enantiomeric or diastereomeric excess of the product or unreacted substrate is greater than about 50%.

-73-

47. The method of claim 36, wherein the enantiomeric or diastereomeric excess of the product or unreacted substrate is greater than about 70%.
48. The method of claim 36, wherein the enantiomeric or diastereomeric excess of the product or unreacted substrate is greater than about 90%.

Figure 1

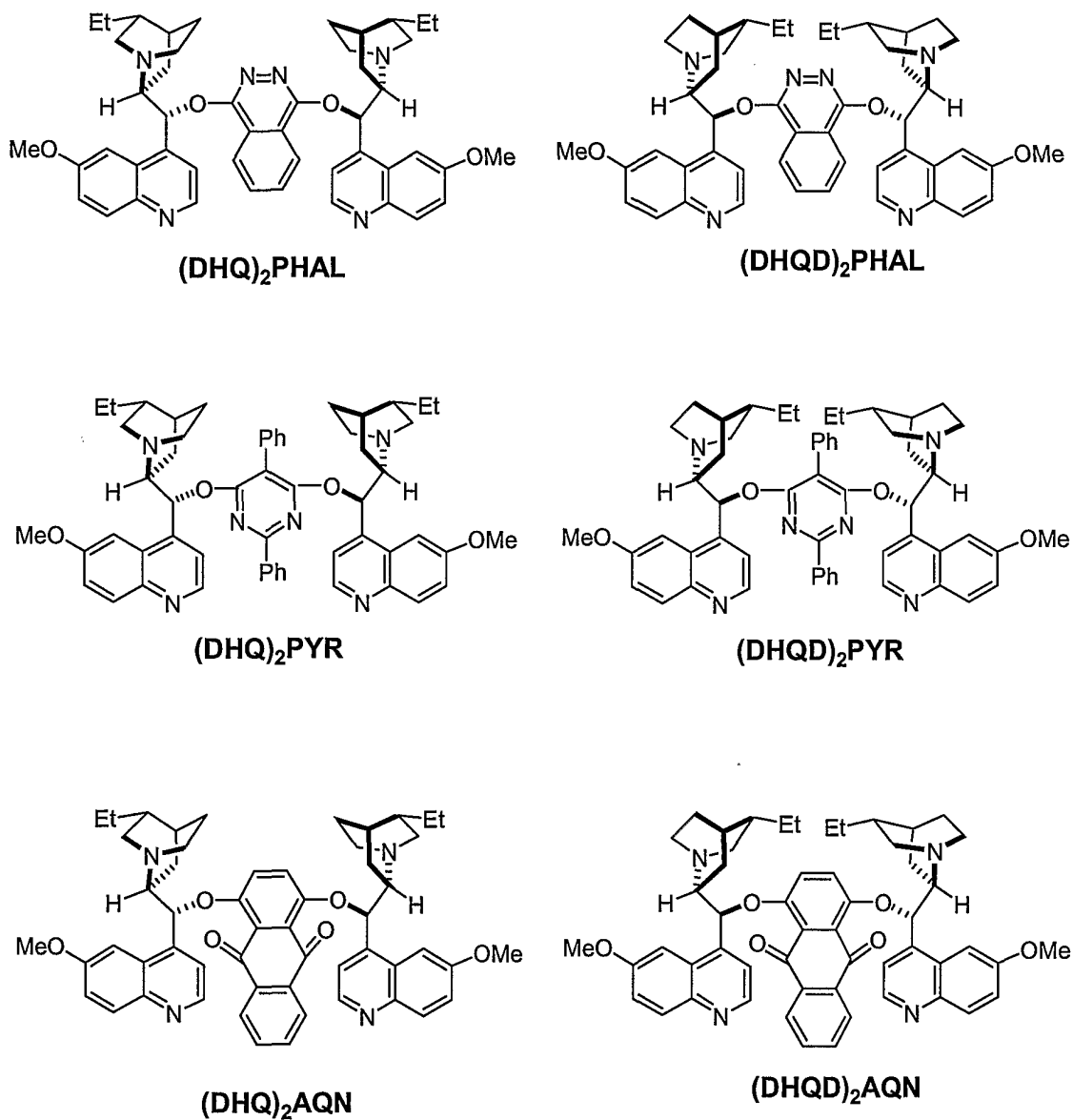
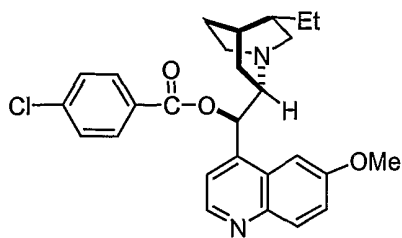
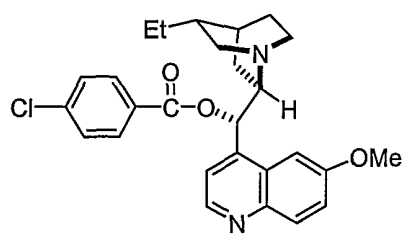


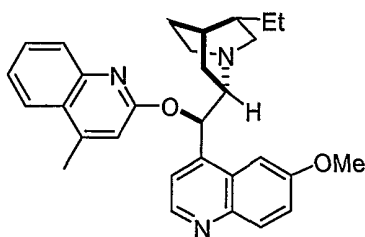
Figure 2



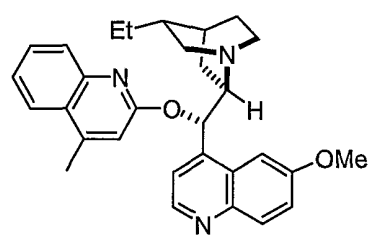
DHQ-CLB



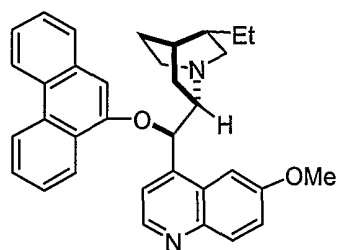
DHQD-CLB



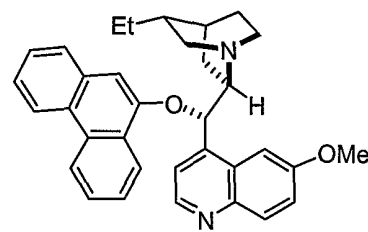
DHQ-MEQ



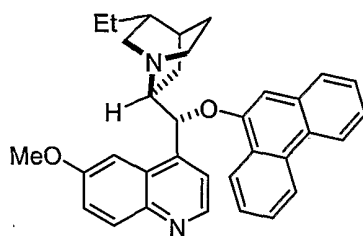
DHQD-MEQ



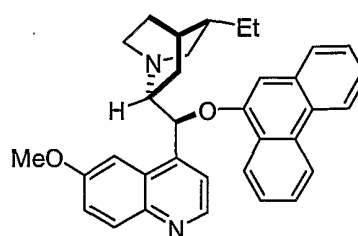
DHQ-AQN



DHQD-AQN



DHQ-PHN



DHQD-PHN

Figure 3

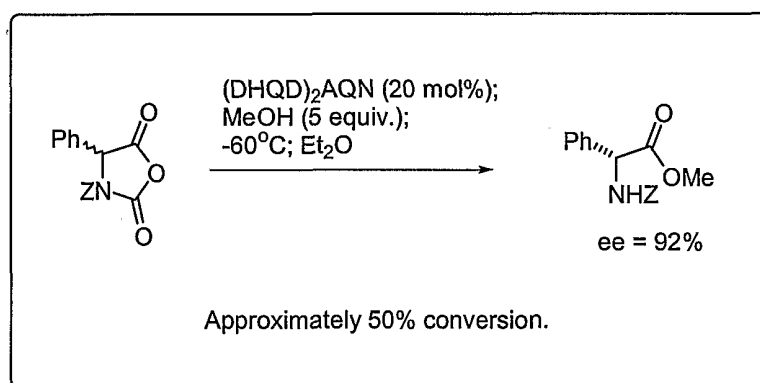
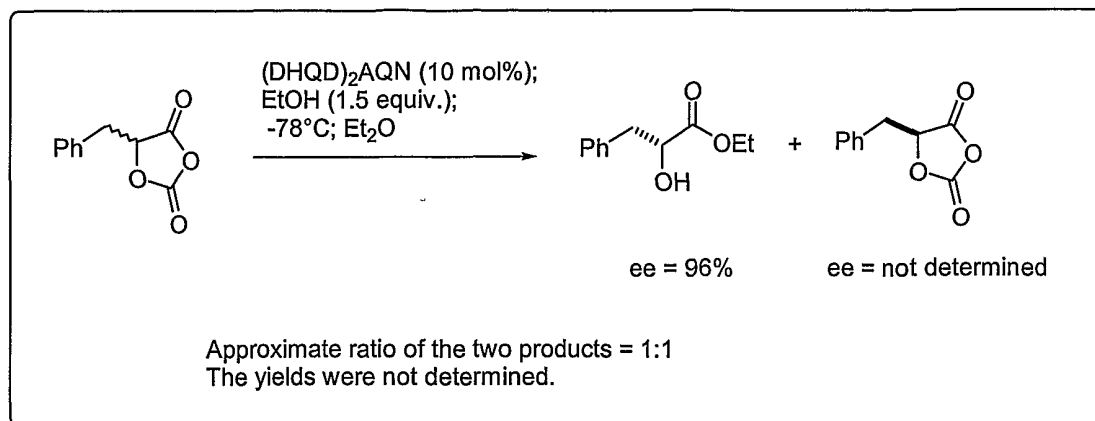


Figure 4

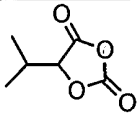
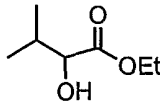
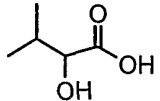
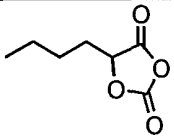
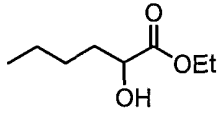
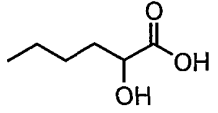
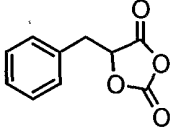
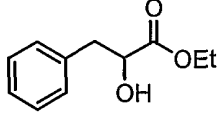
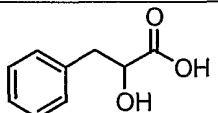
Substrate	Catalyst	Conv (%)	Product	%ee	Selectivity
	(DHQD) ₂ AQN	27		86	37
		32		85.4	
	(DHQD) ₂ AQN	38		96.2	156
		34		90.8	
	(DHQD) ₂ AQN	43		96.7	224
		38		96.6	

Figure 5

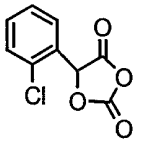
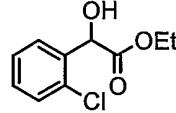
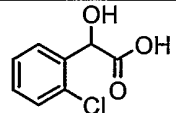
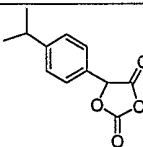
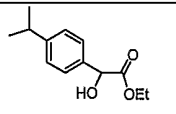
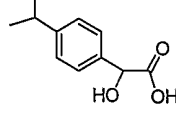
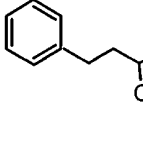
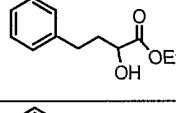
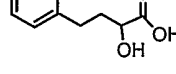
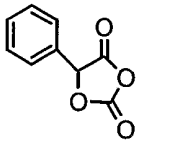
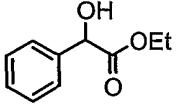
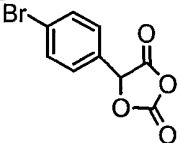
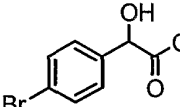
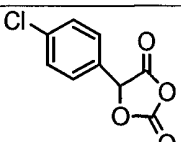
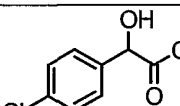
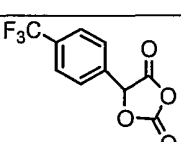
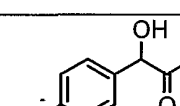
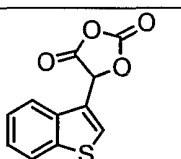
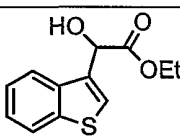
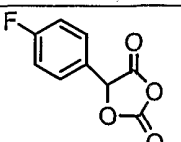
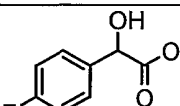
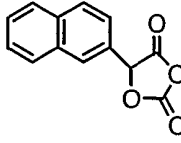
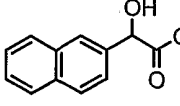
Substrate	Catalyst	Conv (%)	Product	%ee	Selectivity
	(DHQD) ₂ AQN	53.5(conv)		89.3	
				50	
	(DHQD) ₂ AQN	34		94	52
		40			
	(DHQD) ₂ AQN	48		92.3	70
				85.7	

Figure 6

Substrate	Catalyst	Yield (%)	Product	ee (%)	Temp
	(DHQD) ₂ AQN	78		95	-63
	(DHQD) ₂ AQN	80		97.5	-78
	(DHQD) ₂ AQN	65		96.5	-78
	(DHQD) ₂ AQN	85		95	-78
	(DHQD) ₂ AQN	78		82.6	-78
	(DHQD) ₂ AQN	61		94.6	-78
	(DHQD) ₂ AQN	70		88	-78

INTERNATIONAL SEARCH REPORT

International Application No
PCT/US 01/23953

A. CLASSIFICATION OF SUBJECT MATTER IPC 7 C07B53/00		
According to International Patent Classification (IPC) or to both national classification and IPC		
B. FIELDS SEARCHED		
Minimum documentation searched (classification system followed by classification symbols) IPC 7 C07B		
Documentation searched other than minimum documentation to the extent that such documents are included in the fields searched		
Electronic data base consulted during the international search (name of data base and, where practical, search terms used) EPO-Internal, CHEM ABS Data, BEILSTEIN Data		
C. DOCUMENTS CONSIDERED TO BE RELEVANT		
Category *	Citation of document, with indication, where appropriate, of the relevant passages	Relevant to claim No.
X	WO 00 09463 A (TOKUNAGA MAKOTO ; HARVARD COLLEGE (US); JACOBSEN ERIC N (US); LARRO) 24 February 2000 (2000-02-24) claim 1 ---	1-3
X	US 5 929 232 A (JACOBSEN ERIC N ET AL) 27 July 1999 (1999-07-27) claim 1 ---	1-3
X	WO 96 28402 A (HARVARD COLLEGE) 19 September 1996 (1996-09-19) claim 1 --- -/--	1-3
<input checked="" type="checkbox"/> Further documents are listed in the continuation of box C. <input checked="" type="checkbox"/> Patent family members are listed in annex.		
* Special categories of cited documents :		
A document defining the general state of the art which is not considered to be of particular relevance *E* earlier document but published on or after the international filing date *L* document which may throw doubts on priority claim(s) or which is cited to establish the publication date of another citation or other special reason (as specified) *O* document referring to an oral disclosure, use, exhibition or other means *P* document published prior to the international filing date but later than the priority date claimed		*T* later document published after the international filing date or priority date and not in conflict with the application but cited to understand the principle or theory underlying the invention *X* document of particular relevance; the claimed invention cannot be considered novel or cannot be considered to involve an inventive step when the document is taken alone *Y* document of particular relevance; the claimed invention cannot be considered to involve an inventive step when the document is combined with one or more other such documents, such combination being obvious to a person skilled in the art. *&* document member of the same patent family
Date of the actual completion of the international search 12 December 2001		Date of mailing of the international search report 02/01/2002
Name and mailing address of the ISA European Patent Office, P.B. 5818 Patentlaan 2 NL - 2280 HV Rijswijk Tel. (+31-70) 340-2040, Tx. 31 651 epo nl, Fax: (+31-70) 340-3016		Authorized officer Baston, E

INTERNATIONAL SEARCH REPORT

International Application No

PC1/US 01/23953

C.(Continuation) DOCUMENTS CONSIDERED TO BE RELEVANT		
Category	Citation of document, with indication, where appropriate, of the relevant passages	Relevant to claim No.
A	<p>SEEBACH D ET AL: "Resolution of Racemic Carboxylic Acid Derivatives by Ti-TADDOLate Mediated Esterification Reactions - A General Method for the Preparation of Enantiopure Compounds" TETRAHEDRON, ELSEVIER SCIENCE PUBLISHERS, AMSTERDAM, NL, vol. 53, no. 22, 2 June 1997 (1997-06-02), pages 7539-7556, XP004105750 ISSN: 0040-4020 the whole document</p> <p>---</p>	1-48
A	<p>LAING J ET AL: "DYNAMIC KINETIC RESOLUTIONS CATALYZED BY A PLANAR-CHIRAL DERIVATIVE OF DMAP: ENANTIOSELECTIVE SYNTHESIS OF PROTECTED ALPHA-AMINO ACIDS FROM RACEMIC AZLACTONES" JOURNAL OF ORGANIC CHEMISTRY, AMERICAN CHEMICAL SOCIETY, EASTON, US, vol. 63, 1998, pages 3154-3155, XP000985952 ISSN: 0022-3263 the whole document</p> <p>----</p>	1-48
A	<p>GOTTWALD K ET AL: "Ring Opening with Kinetic Resolution of Azlactones by Ti-TADDOLates" TETRAHEDRON, ELSEVIER SCIENCE PUBLISHERS, AMSTERDAM, NL, vol. 55, no. 3, 15 January 1999 (1999-01-15), pages 723-738, XP004151195 ISSN: 0040-4020 the whole document</p> <p>-----</p>	1-48

INTERNATIONAL SEARCH REPORT

Information on patent family members

International Application No PCT/US 01/23953

Patent document cited in search report	A	Publication date	Patent family member(s)	Publication date
WO 0009463	A	24-02-2000	US 6262278 B1	17-07-2001
			AU 5673299 A	06-03-2000
			EP 1104395 A1	06-06-2001
			WO 0009463 A1	24-02-2000
US 5929232	A	27-07-1999	US 5665890 A	09-09-1997
			US 6262278 B1	17-07-2001
			AU 708622 B2	05-08-1999
			AU 5363996 A	02-10-1996
			CA 2213007 A1	19-09-1996
			CZ 9702870 A3	16-09-1998
			EP 0817765 A1	14-01-1998
			HU 9801419 A2	28-10-1998
			JP 11502198 T	23-02-1999
			NO 974234 A	13-11-1997
			PL 327632 A1	21-12-1998
WO 9628402 A1	19-09-1996			
WO 9628402	A	19-09-1996	US 5665890 A	09-09-1997
			AU 708622 B2	05-08-1999
			AU 5363996 A	02-10-1996
			CA 2213007 A1	19-09-1996
			CZ 9702870 A3	16-09-1998
			EP 0817765 A1	14-01-1998
			HU 9801419 A2	28-10-1998
			JP 11502198 T	23-02-1999
			NO 974234 A	13-11-1997
			PL 327632 A1	21-12-1998
			WO 9628402 A1	19-09-1996
			US 6262278 B1	17-07-2001
			US 5929232 A	27-07-1999