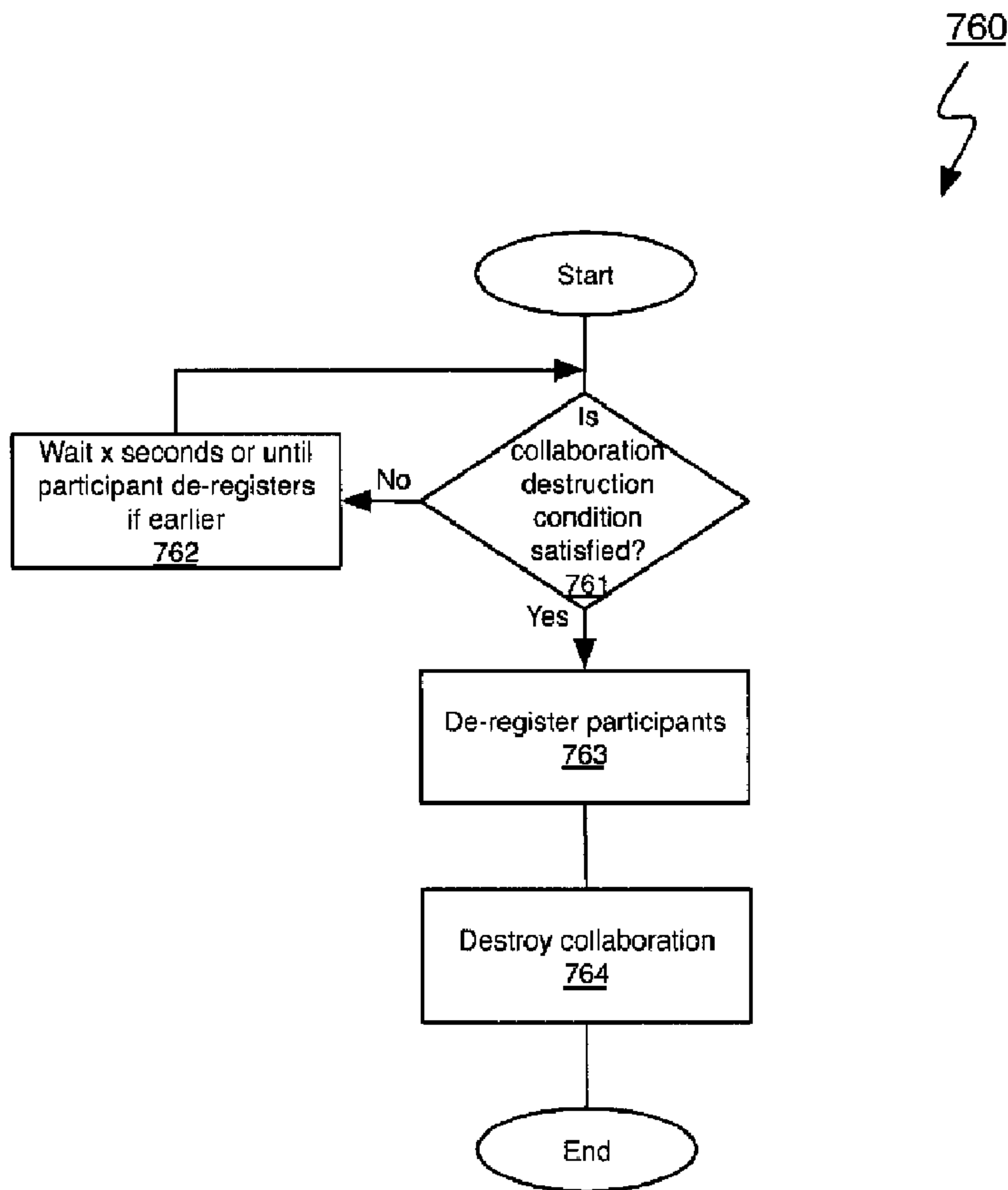




(22) Date de dépôt/Filing Date: 2014/03/13
 (41) Mise à la disp. pub./Open to Public Insp.: 2014/09/14
 (30) Priorités/Priorities: 2013/03/14 (US13/804,168);
 2013/08/15 (US13/967,643); 2014/01/27 (US14/165,261);
 2014/01/27 (US14/165,217)

(51) Cl.Int./Int.Cl. *G06F 17/00* (2006.01),
G06Q 10/10 (2012.01)
 (71) Demandeur/Applicant:
 THOUGHTWIRE HOLDINGS CORP., CA
 (72) Inventeurs/Inventors:
 OWENS, STEPHEN P., CA;
 MONTEITH, MICHAEL L., CA;
 NUNES, JOSE H. T., CA;
 FARIA, DAVID F., CA
 (74) Agent: CLEMENTONI, MARCO M.

(54) Titre : PROCÉDE ET SYSTÈME POUR GERER DES SEANCES DE PARTAGE DE DONNEES
 (54) Title: METHOD AND SYSTEM FOR MANAGING DATA-SHARING SESSIONS



(57) Abrégé/Abstract:

A method and system for managing data sharing sessions is provided. A data-sharing session is managed with a computer system. The data-sharing session has a set of software systems participating therein. Requests are maintained for the software

(57) **Abrégé(suite)/Abstract(continued):**

systems for sets of requested data. Values are stored for shared data items received from the software systems in the data-sharing session. The shared data items are resolved to at least one of the sets of the requested data using semantic descriptions provided for the shared data items and the requested data. The software systems requesting the at least one set of requested data are notified whenever updates to the values of the shared data items are available. The data-sharing session is destroyed if there is one of an absence of activity and an absence of one of the software systems having a particular characteristic in the data-sharing session.

ABSTRACT

A method and system for managing data sharing sessions is provided. A data-sharing session is managed with a computer system. The data-sharing session has a set of software systems participating therein. Requests are maintained for the software systems for sets of requested data. Values are stored for shared data items received from the software systems in the data-sharing session. The shared data items are resolved to at least one of the sets of the requested data using semantic descriptions provided for the shared data items and the requested data. The software systems requesting the at least one set of requested data are notified whenever updates to the values of the shared data items are available. The data-sharing session is destroyed if there is one of an absence of activity and an absence of one of the software systems having a particular characteristic in the data-sharing session.

Method and System For Managing Data-Sharing Sessions

Field of the Invention

[0001] The present invention relates generally to information systems. In particular, the invention relates to a method and system for managing data-sharing
5 sessions.

Background of the Invention

[0002] Much of what the average individual experiences as work, learning or play is accomplished through their interactions with computers and software. Billions of times a day, hundreds of millions of people interact with computers and
10 software in their daily pursuits. Increasingly, people are faced with the challenge of working with multiple independent software systems to perform everything from the most mundane to the most complicated tasks. As used herein, "software system" refers to one or more applications, programs, services, databases, firmware, executed scripts, middleware, sets of functionality available via web pages, etc. that
15 share and/or receive data. In many cases, no single software system contains all of the required information or functionality and it is often the individual's job to act as the point of connection amongst the software systems they use.

[0003] Various solutions have been developed to address this problem. In particular, U.S. Patent Application Serial Nos. 12/710,099 and 13/578,552 filed on
20 February 22, 2010 and February 22, 2011, respectively, disclose a system wherein various software systems executing on a computer system can share data item values between them in a data-sharing session. The software systems share values for semantically-identified data items and request data items that they need based on the semantics of the data items via a stateful data-sharing service. The
25 stateful data-sharing service provides software systems data item values shared by

other software systems that semantically match the data items they requested when the data item values are updated in the data-sharing session.

[0004] In some cases, the data-sharing sessions managed by such computer systems can pose issues. Where a data-sharing session has served its use for assisting in the completion or furthering of a task, the computer system may maintain the data shared in the data-sharing session until operation of the stateful data-sharing service or the computer system is terminated. While the benefits of maintaining sensitive data shared in the data-sharing session may outweigh the security risks during the lifetime of its utility in that task, once the data-sharing session has served its purpose in furthering or completing the task, it can be undesirable to maintain the data in the data-sharing session afterwards as it may be susceptible to being exposed via an attack.

[0005] Additionally, the maintenance of such data-sharing sessions can tie up potentially limited resources. This is especially true where a computer system is managing a large number of such data-sharing sessions. While the incremental resources used to manage a single data-sharing session may be insignificant, the cumulative resources employed to manage a large number of data-sharing sessions can generate a high load on a computer system, thus reducing its ability to handle newer data-sharing sessions.

[0006] It is therefore an object of the invention to provide a novel method and system for managing data-sharing sessions.

Summary of the Invention

[0007] According to an aspect, there is provided a method for managing data sharing sessions, comprising:

managing a data-sharing session with a computer system, said data-sharing session having a set of software systems participating therein,

maintaining requests, by said computer system, for said software systems for sets of requested data;

storing, by said computer system, values for shared data items received from said software systems in said data-sharing session;

5 resolving, by said computer system, said shared data items to at least one of said sets of said requested data using semantic descriptions provided for said shared data items and said requested data;

notifying, by said computer system, said software systems requesting said at least one set of said requested data whenever updates to said values of said shared data items resolving to said at least one set of said requested data are available; and

destroying, by said computer system, said data-sharing session if there is one of an absence of activity and an absence of one of said software systems having a particular characteristic in said data-sharing session.

15 **[0008]** The absence of activity can include a first pre-determined period of time passing during which the values of the shared data items in the data-sharing session are unmodified by the software systems. At least one of the shared data items can relate to a state of a control on a user interface of one of the software systems.

20 **[0009]** The absence of activity can include an absence of the available updates to the values of the shared data items resolving to the at least one set of the requested data during a first pre-determined period of time. The method can further include:

removing, by said computer system, one of said values of said shared data items resolving to one of said requested data in one of said sets upon receiving a request from one of said software systems to remove said one value; and

notifying, by said computer system, said software systems requesting said one set of said requested data of said removing of said one value,

wherein said absence of activity further comprises an absence of said requests from said software systems to remove said values resolving to any of said requested data in said sets during said first pre-determined period of time.

[0010] The particular characteristic can include being a particular software system type. The absence of the one software system of the particular software system type can include a second pre-determined period of time during which one of the software systems of the particular software system type is unregistered in the data-sharing session. The absence of the one software system of the particular software system type can include a second pre-determined period of time subsequent to a de-registration of the one software system of the particular software system type during which one of the software systems of the particular software system type is unregistered in the data-sharing session. The destroying can include destroying the data-sharing session when one of the software systems of the particular software system type de-registers from the data-sharing session.

[0011] Each of the software systems can be of a software system type, each software system type having a definition identifying which of the shared data items the software system type may share, and wherein the particular characteristic comprises being of one of a subset of the software system types that may share a particular one of the shared data items.

[0012] Each of the software systems can be of a software system type, each software system type having a definition identifying which of the requested data the software system type may request, and wherein the particular characteristic comprises being one of a subset of the software system types that may request a particular one of the requested data.

[0013] The characteristic can be that the software system has a component that executes on a personal computing device.

[0014] According to another aspect, there is provided a computer system for managing data sharing sessions, comprising:

a processor;

storage; and

5 a server executed by said processor and managing a data-sharing session in storage, said server having an interface receiving registration requests from software systems, said server being configured to register each of said software systems in said data-sharing session, said server maintaining a request for a set of requested data for a first of said software systems in said data-sharing session and resolving said set of said requested data to a set of shared data items received from other of said software systems in said data-sharing session based on semantic descriptions of said set of said requested data and said shared data items, said server notifying said first software system whenever updates to values of said shared data items resolving to said set of said requested data are available, said server destroying said data-sharing session if there is one of an absence of activity and an absence of one of said software systems having a particular characteristic in said data-sharing session.

[0015] The absence of activity can include a first pre-determined period of time passing during which the values of the shared data items in the data-sharing session are unmodified by the software systems. At least one of the shared data items can relate to a state of a control on a user interface of one of the software systems.

[0016] The absence of activity can include an absence of the updates to the values of the shared data items resolving to the set of the requested data during a first pre-determined period of time. The server can remove one of the values of the shared data items resolving to one of the requested data in the set upon receiving a request from one of the software systems to remove the value, the server notifying the first software system of the removing of the one value of the shared data items

resolving to the one requested data, wherein the absence of activity further comprises an absence of the requests from the software systems to remove any of the values of the shared data items resolving to the requested data in the sets during the first pre-determined period of time.

5 **[0017]** The particular characteristic can include being a particular software system type. The absence of the one software system of the particular software system type can include a second pre-determined period of time during which one of the software systems of the particular software system type is unregistered in the data-sharing session. The absence of the one software system of the particular
10 software system type can include a second pre-determined period of time subsequent to a de-registration of the one software system of the particular software system type during which one of the software systems of the particular software system type is unregistered in the data-sharing session. The server can destroy the data-sharing session when one of the software systems of the particular
15 software system type de-registers from the data-sharing session.

[0018] Each of the software systems can be of a software system type, each software system type having a definition identifying which of the shared data items the software system type may share, and wherein the particular characteristic comprises being of one of a subset of the software system types that may share a
20 particular one of the shared data items.

[0019] Each of the software systems can be of a software system type, each software system type having a definition identifying which of the requested data the software system type may request, and wherein the particular characteristic comprises being one of a subset of the software system types that may request a
25 particular one of the requested data.

[0020] The characteristic can be that the software system has a component that executes on a personal computing device.

[0021] According to a further aspect, there is provided a method for managing data sharing sessions, comprising:

managing a plurality of data-sharing sessions with a computer system, each said data-sharing session having a set of software systems participating
5 therein;

maintaining requests, by said computer system, for said software systems for sets of requested data;

storing, by said computer system, values for at least one shared data item received from said software systems in said data-sharing session;

10 resolving, by said computer system, said shared data items to at least one of said sets of said requested data using semantic descriptions provided for said shared data items and said requested data;

notifying, by said computer system, said software systems requesting said at least one set of said requested data of available updates to said values of said
15 shared data items resolving to said at least one set of said requested data; and

destroying, by said computer system, one of said data-sharing sessions based on one of an absence of activity in said one data-sharing session, an absence of one of said software systems having a particular characteristic in said one data-sharing session, and a static value associated with said one data-
20 sharing session.

Brief Description of the Drawings

[0022] Embodiments will now be described, by way of example only, with reference to the attached Figures, wherein:

[0023] Figure 1 shows a high-level architecture of a data-sharing server
25 computer system for enabling data-sharing between software systems in accordance with an embodiment of the invention and its operating environment;

[0024] Figure 2 shows a schematic diagram of the data-sharing server computer system of Figure 1;

[0025] Figure 3 shows software systems and various components of a stateful data-sharing service executing on the hardware of Figure 1;

5 **[0026]** Figure 4 shows the directory server of the data-sharing server computer system of Figure 3, together with various artefacts stored in a directory it maintains;

[0027] Figure 5 shows the general lifecycle for a collaboration in the system of Figures 1 to 3;

[0028] Figure 6 is a flow chart of the general method of creating a collaboration
10 employed by the data-sharing server computer system of Figures 1 to 3;

[0029] Figure 7 illustrates the logical creation of a collaboration by the data-sharing server computer system of Figures 1 to 3;

[0030] Figures 8A and 8B show a flow chart of the general method of registering
15 a client-side participant by the data-sharing server computer system of Figures 1 to 3;

[0031] Figure 9 shows the registration of a participant in a user space by the data-sharing server computer system of Figures 1 to 3 when the collaboration specified by the participant does not exist in the user space;

[0032] Figure 10 shows a single collaboration managed in a user space by the
20 data-sharing server computer system of Figures 1 to 3 that does not have capacity for a new participant of type P1;

[0033] Figure 11 shows a single collaboration managed in a user space by the data-sharing server computer system of Figures 1 to 3 that has capacity for a new participant of type P1;

25 **[0034]** Figure 12 shows the single collaboration of Figure 11 after registration of a participant therein;

[0035] Figure 13 shows the registration of a participant in a user space by the data-sharing server computer system of Figures 1 to 3 when a collaboration having capacity for the participant does not exist;

5 **[0036]** Figure 14 shows two collaborations managed in a user space by the data-sharing server computer system of Figures 1 to 3, wherein one of the collaborations has capacity for a new participant of type P1;

[0037] Figure 15 shows two collaborations managed in a user space by the data-sharing server computer system of Figures 1 to 3, wherein both of the collaborations have capacity for a new participant of type P1;

10 **[0038]** Figure 16 is a flow chart of the general method of pre-processing sets of data item values shared by a participant used by the data-sharing server computer system of Figures 1 to 3;

[0039] Figure 17 is a flow chart of the general method of processing sets of data item values shared by a participant used by the data-sharing server computer system of Figures 1 to 3;

[0040] Figure 18 is a flow chart of the general method of evaluating consume requests used by the data-sharing server computer system of Figures 1 to 3;

[0041] Figure 19 is a flow chart of the general method of destroying collaborations used by the data-sharing server computer system of Figures 1 to 3;

20 **[0042]** Figure 20A shows a schematic diagram of various logical components of software systems that can participate in a collaboration managed by the data-sharing server computer system of Figures 1 to 3;

[0043] Figures 20B to 20H show the delineation of each separate software system that can participate in a collaboration managed by the data-sharing server computer system of Figures 1 to 3;

25 **[0044]** Figure 20I shows an alternative configuration of the logical components of the software systems and the data-sharing server computer system of Figure 20A;

[0045] Figure 21 illustrates the state of a collaboration after its creation by the data-sharing server computer system of Figures 1 to 3;

[0046] Figure 22 illustrates the state of the collaboration of Figure 21 after a Web connector (via a proxy connector participant) is registered therein;

5 [0047] Figure 23 illustrates the state of the collaboration of Figure 22 after the clinical management application is registered therein;

[0048] Figure 24 illustrates the state of the collaboration of Figure 23 after the clinical management application shares a value for "patient ID" therein;

10 [0049] Figure 25 illustrates the state of the collaboration of Figure 24 after the patient medical database client is registered therein;

[0050] Figure 26 illustrates the state of the collaboration of Figure 25 after the patient medical database client shares values for services provided therein;

15 [0051] Figure 27 illustrates the state of the collaboration of Figure 26 after the clinical management application shares additional values therein in response to receiving the values for services provided;

[0052] Figure 28 illustrates the state of the collaboration of Figure 27 after the Web connector shares values therein; and

20 [0053] Figure 29 illustrates the state of the collaboration of Figure 28 after the clinical management application shares a new value for "patient ID" therein to start a new transaction.

Detailed Description of the Embodiments

25 [0054] The invention provides a new method and system for managing data-sharing sessions in which software systems share and request data using shared semantics. The system enables people to complete tasks using a variety of software systems that work together in a very loosely coupled manner without programmatic knowledge of the other software systems.

[0055] Software systems generally represent resources that a person has access to. The resources can include data sources and/or functionality, such as web applications, databases, REST services and desktop applications, such as Microsoft Excel. Further, software systems can have multiple components that execute on the same or on two or more computing devices. For example, a Web page that is served to and is executed by a personal computing device can interact with a Web server computer system to provide access to resources available through the Web server computer system, such as an application server or a database. Collectively, the Web page, the Web server computer system and other resources to which it is coupled form a software system.

[0056] Software systems assist in the completion of tasks in the system by participating in data-sharing sessions referred to as “collaborations”. A “collaboration” is an arena managed by a stateful data-sharing service executed on the data-sharing server computer system in which each software system can share semantically identified data items and specify data that they need based on the semantics of that data. A collaboration is typically designed for the completion of a task. The stateful data-sharing service matches data shared by software systems with data other software systems requested using the semantic descriptions provided for both, and then notifies those other software systems when data matching what they requested is updated.

[0057] By determining when there is an absence of activity or an absence of one of the software systems having a particular characteristic in a data-sharing session, the system can determine when a collaboration is unlikely to be of further benefit. When a collaboration is unlikely to be of further benefit, it may be desirable to destroy the collaboration. Destruction of a collaboration can be beneficial for a number of reasons.

[0058] The data shared within a collaboration is maintained in the collaboration until the collaboration is destroyed, unless specified otherwise. When the

participants are actively sharing and receiving data in a collaboration, the benefit of the sharing between software systems is deemed to exceed the risk associated with storing shared data in the collaboration. However, when the collaboration is believed to no longer actively serve the furthering of a task, it can be desirable to
5 mitigate this risk by destroying the collaboration.

[0059] Typically, the resources used by a computer system for managing a collaboration are insignificant in view of today's standards. In some cases, however, such as when a computer system is managing a large number of collaborations on behalf of a set of users, the combined resources used during the
10 management of the collaborations can become significant. By determining when collaborations are unlikely to be of further benefit and destroying these collaborations, resources can be freed for additional collaborations, thus increasing the available capacity of the computer system.

[0060] Further, by destroying collaborations that appear unlikely to be of further
15 benefit, participants that are requesting registration in a collaboration can more likely be placed in an active collaboration. For example, where a collaboration was created and actively used in the past but is now inactive or missing participants that enable it to be beneficial, destroying it can, in some cases, make it more likely that participants join active collaborations. Also, by closing down such collaborations,
20 related active participants can be more likely to join the same active collaboration as the participants may be de-registered from an inactive collaborations and registered in active collaborations when they attempt to re-register in a collaboration. For example, if participants A and B are intended to collaborate to perform a task, and participant B has been registered in an collaboration separate
25 from the collaboration in which participant A has been registered and that has been deemed inactive, destroying this collaboration can cause participant B to attempt to re-register and be registered in the same collaboration as participant A.

[0061] Still further, by destroying collaborations that appear unlikely to be of further benefit, thereby reducing the number of available collaborations, the selection of a collaboration into which to register a participant can be computationally simpler. This is especially true where inactive collaborations are
5 allowed to persist for long periods of time.

[0062] Figure 1 shows a computer system for managing data-sharing sessions in accordance with an embodiment of the invention and its operating environment. A first personal computing device, tablet 20a, and a second personal computing device, desktop computer 20b, are in communication with an intranet 28.

10 **[0063]** As used herein, “personal computing device” is a computing device with which a user directly interacts. Examples of personal computing devices include smartphones, tablet computing devices, personal computers, smart thermostats, portable media players, global positioning system units, and display panels.

[0064] In the illustrated example, the first personal computing device, tablet 20a,
15 is used by a medical practitioner to review and record medical details of the patient. The medical details are stored in a database server 24 accessed by the tablet 20a over the intranet 28. The desktop computer 20b is used by the medical practitioner to schedule patients, record details of the patient during the visit, and then prepare invoices for patients. The invoices include a calculation of the amount payable by
20 the patient net of any amounts payable under the patient’s insurance plans. In order to determine the amounts payable under the patient’s insurance plans, an insurance Web portal operated by a Web portal server 32 is accessed via the Internet 36 from behind a firewall 40.

[0065] A data-sharing server computer system 100 that manages the exchange
25 of data is shown in communication with the database server 24 via the intranet 28. The data-sharing server computer system 100 and the database server 24 are computer systems that can include one or more physical computers, but are each a single physical computer in the illustrated embodiment. The intranet 28 may be a

wired network, a wireless network, or a combination thereof. The pair of personal computing devices, namely the tablet 20a and the desktop computer 20b, are in communication with the data-sharing server computer system 100 via the intranet 28. The intranet 28 is coupled to a large, public communications network, such as the Internet 36, via the firewall 40. The tablet 20a, the desktop computer 20b, and the data-sharing server computer system 100 are also in communication with the Web portal server 32 via the Internet 36.

Data-sharing server computer system

[0066] Figure 2 is a high-level schematic diagram of the data-sharing server computer system 100 of Figure 1. As shown, the data-sharing server computer system 100 has a number of physical and logical components, including a central processing unit (“CPU”) 104, random access memory (“RAM”) 108, an input/output (“I/O”) interface 112, a network interface 116, non-volatile storage 120, and a local bus 124 enabling the CPU 104 to communicate with the other components. The CPU 104 executes an operating system, a stateful data-sharing service and possibly one or more software system components. RAM 108 provides relatively-responsive volatile storage to the CPU 104. The I/O interface 112 allows for input to be received from one or more devices, such as a keyboard, a mouse, etc., and outputs information to output devices, such as a display and/or speakers. The network interface 116 permits communication with other computing devices, such as tablet 20a and desktop computer 20b. Non-volatile storage 120 stores the operating system and programs, including computer-executable instructions and artefacts for implementing the stateful data-sharing service and the software system components, if any. The data-sharing server computer system 100 may also use part of the non-volatile storage 120 as a temporary swap file that augments the volatile storage provided by RAM 108. During operation of the data-sharing server computer system 100, the operating system, the programs and the

artefacts may be retrieved from the non-volatile storage 120 and placed in volatile storage to facilitate execution. Data shared by software systems is maintained by the stateful data-sharing service in volatile storage.

[0067] Referring now to Figures 1 and 3, various logical and physical components of the system are shown and will be described. The stateful data-sharing service executing on the data-sharing server computer system 100 for managing collaborations includes various software modules, including an agent server 140, a directory server 144 that manages a directory 146, an identity server 148, and a connector server 152. The agent server 140 orchestrates the grouping of software systems into collaborations, and the exchange of data between the software systems via the collaboration. The directory 146 managed by the directory server 144 stores static artefacts used by the agent server 140 to create and manage collaborations. The identity server 148 manages user identities in the stateful data-sharing service, and can communicate with an external identity server 156 to retrieve authorization information for users via standards, such as Lightweight Directory Access Protocol ("LDAP"). The connector server 152 executes various "connectors". Some connectors communicate with various resource types, such as relational databases or Web services. Other connectors are helper applications that perform simple functions like unit conversions.

[0068] A set of representative software systems are shown as at least partially executing on the tablet 20a and the desktop computer 20b.

[0069] In particular, a first software system includes a patient medical database client 160 executing on the tablet 20a in communication with the database server 24 to provide access to data in the patient medical database 52 managed by the database server 24. The patient medical database client 160 is a native application for the tablet 20a that provides access to patient medical data stored in the patient medical database 52, and enables diary entries for procedures performed, medications prescribed, and observations made. The patient medical database 52

maintains data for patients across a number of medical practitioners. Each patient's patient medical data in the patient medical database 52 is associated with a patient ID. The patient medical database client 160 has been customized to communicate with the agent server 140 in order to participate in collaborations.

5 [0070] A second software system includes the clinical management application 164 for scheduling patient consultations and procedures, recording billable services and products provided to the patient, and generating invoices for patient visits for each patient and recording other accounting information. The clinical management application 164 has also been customized to communicate with the agent server
10 140 in order to launch collaborations and to participate in them. The clinical management application 164 enables entries to be made for visits, medications prescribed and provided, procedures, phone consultations, equipment provided, etc. As will be understood, some of the same entries made in the patient medical database client 160 may be duplicated in the client management application 164.
15 Patients are set up in the clinical management application 164, together with details for any insurance plans under which they have coverage, such as the name of the insurance company and the number of the insurance policy under which the patient has coverage. In addition, the corresponding patient ID from the patient medical database 52 is entered into the clinical management application 164 to enable the
20 association of the patient's data in the clinical management application 164 with the patient's data in the patient medical database 52. Once the list of services is entered into the patient medical database client 160, this information is provided to the clinical management application 164 by the data-sharing server computer system 100. The medical practitioner may also enter in the product(s) provided to
25 the patient in the clinical management application 164. The gross charges are then determined for the services and products by the clinical management application 164. The amounts covered under the patient's insurance plans for each service and product can be then retrieved by the clinical management application 164 from

the Web portal server 32 via the data-sharing server computer system 100 to enable it to generate a detailed breakdown of the net amount payable by the patient for each product or service, as well as a total.

[0071] A third software system for determining the amounts payable under a patient's insurance plans includes a proxy connector participant executed by the agent server 140 in communication with a Web connector executed by the connector server 152. The Web connector communicates with the Web portal server 32, which enables selection of an insurance company, an insurance policy number corresponding to an insurance policy under which a patient has coverage, and a procedure, consultation or product code. In response the Web portal server 32 returns an amount covered by the insurance plan in question for the procedure or consultation to the agent server 140 via the Web connector and proxy connector participant. The agent server 140 then passes the covered amount to the clinical management application 164 to enable it to calculate the net amount payable by a patient for services and/or products received.

[0072] The agent server 140 enables these software systems to share data via a collaboration. Each collaboration relates to a task, and software systems used to complete that task are participants in that collaboration. As used hereinafter, it should be understood that "participant" refers to a software system that participates in a collaboration, or a component of a software system that participates in a collaboration on behalf of the software system. As previously noted, software systems can include one or more applications, programs, services, databases, firmware, executed scripts, middleware, sets of functionality available via web pages, etc. that share and/or receive data. It is said that the software system participates in a collaboration even when only a component thereof interacts with the agent server 140. Where such software systems have one or more components that execute on a personal computing device, such as the tablet 20a and the desktop computer 20b, one of these components typically communicates

with the agent server 140 on behalf of the software system. These types of software systems are referred to as client-side participants. Client-side participants generally actively initiate communications with the agent server 140 to register in a collaboration. In contrast, server-side participants are components of software systems that are executed remotely on servers on behalf of users to perform actions and/or access data that a user would otherwise perform through a database client, Web browser, etc. Typically, server-side participants are invoked by the agent server 140 when a collaboration in which they are to participate is created.

[0073] Collaborations generally include at least one client-side participant that receives some data from a user and/or provides some data and/or feedback to the user.

[0074] In the system shown in Figure 3, the patient medical database client 160 and the clinical management application 164 are client-side participants and the Web connector executed by the connector server 152 acts as a server-side participant in a collaboration.

[0075] The agent server 140 is responsible for managing collaborations and the participation of various software systems therein for each of a number of users that may be in the process of completing the same task, albeit for their context(s), and/or different tasks. In some cases, a user may be in the process of completing different tasks simultaneously, or even a particular task multiple times simultaneously. To safeguard against accidental access of a first user's data by a second user, the agent server 140 maintains the data shared by each user in separate user spaces. The user spaces are virtual sandboxes that ensure the information of a given user is only available to that user in the presence of their authentication. In addition, the agent server 140 manages a separate collaboration in the corresponding user space for each task that the user is pursuing.

[0076] The agent server 140 ensures that the participants share data according to an established set of rules. For example, the agent server 140 ensures that each

data item value shared by a participant can be associated with a share declaration that includes a semantic description so that its semantics can always be determined. Semantic descriptions allow the agent server 140 to define and then process non-explicit relationships between the data items shared by software systems and data requested by other software systems using ontologies. Semantics and ontologies enable, for example, two different properties like “YearsOld” and “Age” to be equated; even something this simple can require extensive rework without semantic descriptions, especially over a large number of software systems. These declarative semantics enable the software systems to declare the data items they share values for and the data items for which they would like to receive, or “consume”, values in a manner that is independent of their internal representation, and allow them to be unambiguously identified. The use of semantics and ontologies allows the agent server 140 to properly determine the relationships between data items and software systems without point-to-point connections established by the software systems themselves or an external integration system.

[0077] The agent server 140 includes a query evaluator that evaluates whether there is a change in the state of consume requests registered by software systems. Consume requests are akin to standing queries for values of sets of data as the values become available or are updated. The state of a consume request is determined by whether or not the consume request is satisfied and, if satisfied, the values that satisfied it. A consume request is deemed satisfied when values are available for each shared data item to which the set of data specified by the consume request semantically resolves. Thus, the query evaluator determines that there is a change in the state of a consume request if one or more new values are shared and the consume request is satisfied, or if the consume request becomes unsatisfied as a result of one or more values being removed from the collaboration. Consume requests are defined such that software systems are not notified of new

shared values unless values are available for each of the shared data items to which said sets of data specified in the consume request semantically resolve. In this manner, control is afforded to the software systems as to when notifications occur.

5 **[0078]** The data for which values are desired are described semantically in the consume requests. The query evaluator includes a reasoner module that semantically resolves the data requested in the consume requests to data items for which values have been received, if possible, via their semantic descriptions using ontologies. The reasoner module does this by computing inferences between the
10 semantic description of the requested data and the semantic description of the data items for which values are shared in the collaboration. It will be appreciated that, in some cases, the query evaluator may be unable to resolve the requested data to data items in the collaboration. For example, the requested data may not yet be available as a particular software system type having data items to which the
15 requested data semantically resolves may not have registered yet or has not shared values for these data items yet, or the requested data may simply not match any of the data items defined in the share declarations of the participant definitions for a collaboration. The query evaluator then determines if values for the matched data items have been received by checking the collaboration instance data. The
20 particular query evaluator implemented in this embodiment is from Jena, an open source JAVA framework for building semantic web applications.

[0079] The agent server 140 manages the shared data set as it is shared by software systems and then subsequently provided to other software systems 116. The data shared in a collaboration is stored during the lifetime of the collaboration,
25 or for some shorter period, such as the lifetime of a participant, a set period of time, etc. The shared data is stored in a non-permanent manner in volatile storage, such as in RAM 108, a temporary swap file that may be stored in non-volatile storage 120, etc. The agent server 140 does not need a database or other persistence

mechanism because, by design, it does not permanently store the information it manages. By not storing the shared data permanently, greater security is afforded to the data shared.

[0080] During the lifetime of a collaboration, the agent server 140 logs when data item values are shared or removed from the collaboration, when the state of a consume request changes, and when participants register in and de-register from the collaboration. These logs are maintained in the collaboration.

[0081] Further, the agent server 140 determines if a collaboration is unlikely to be of further benefit and should therefore be destroyed. It uses conditions specified in policy statements to determine when to destroy a collaboration, as will be described hereinbelow.

[0082] The agent server 140 is implemented as a JAVA Web application deployed on the data-sharing server computer system 100. An administrative user interface of the agent server 140 enables configuration thereof, but most of its functionality is exposed as multi-user Web service API via HyperText Transfer Protocol (“HTTP”) and Secure HTTP (“HTTPS”) that is used during regular operation. The API provides access to collaborations and participants and supports core operations, namely:

- create a collaboration
- 20 - destroy a collaboration
- register a participant
- de-register a participant
- suspend a participant
- enable notifications for consume requests for a participant
- 25 - share information in the collaboration from a participant
- remove shared information from the context for a participant
- send notification of shared information to a participant

[0083] The directory server 144 maintains information used by the agent server 140 to manage collaborations and the participation of software systems in those collaborations, and by the connector server 152 to configure connectors.

[0084] Referring now to Figures 3 and 4, the directory server 144 is shown
5 managing the directory 146. The directory 146 stores various static artefacts, including collaboration definitions 204, participant definitions 208, ontology datasets 212, initialization datasets 216 and user datasets 220. The collaboration definitions 204 and the participant definitions 208 represent collaboration and participant policy statements regarding what can happen in a collaboration and what each participant
10 can do in a collaboration respectively.

[0085] Collaboration definitions 204 are used by the agent server 140 to create and manage collaborations. Each collaboration definition 204 delineates a pre-defined type of collaboration, and is set out in Terse RDF Triple Language (“Turtle”); that is, a serialization format, the standard for which is published via the
15 World Wide Web Consortium’s (“W3C’s”) Web site for Resource Description Framework (“RDF”) graphs. RDF is a metadata data model that is defined via a family of W3C specifications for modelling information conceptually that can be found on their Web site. The RDF statements specify the participant definitions 208 for the types of participants allowed in a collaboration of the type defined by the
20 collaboration definition, the initialization datasets 216 that the collaboration is to be populated with at initialization, and the ontology datasets 212 that are to be used in the collaboration.

[0086] A collaboration only has capacity for (i.e., allows participation therein by) one participant of each participant type matching the specified participant definitions
25 208 in the collaboration definition 204 used to create the collaboration. This ensures that two participants of the same type do not provide competing data to the collaboration. The collaboration definitions 204 are identified using a universal resource identifier (“URI”) and, likewise, refer to the participant definitions 208, the

ontology datasets 212, and the initialization datasets 216 via URIs. The URIs are unique identifiers that identify the collaboration definitions 204, the participant definitions 208, the ontology datasets 212, and the initialization datasets 216 within a scope owned by the author of the software system, for example the domain name system (“DNS”) name of the company that authored the component could be used to scope the identifier to that company with a suffix identifying the particular data item being shared.

[0087] In addition, the collaboration definitions 204 also indicate conditions upon the satisfaction of which a collaboration should be destroyed. These collaboration destruction conditions can include the following:

- the contiguous length of time without having received a shared data item value from any participant;
- the contiguous length of time without having a change of state in any consume request;
- the contiguous length of time without having a client-side participant registered in the collaboration;
- the contiguous length of time without having a client-side participant registered in the collaboration after one was previously registered therein;
- the contiguous length of time without having a participant of a type corresponding to a particular participant definition registered in the collaboration;
- the contiguous length of time without having a participant of a type corresponding to a particular participant definition registered in the collaboration after one was previously registered therein;
- the de-registration of a participant of a type corresponding to a particular participant definition from the collaboration;
- the contiguous length of time without having a participant of a type sharing a data item having a particular meaning within the ontology datasets 212 registered in the collaboration;

- the contiguous length of time without having a participant of a type sharing a data item having a particular meaning within the ontology datasets 212 registered in the collaboration after one was previously registered therein;
- the contiguous length of time without having a participant of a type requesting a data item having a particular meaning within the ontology datasets 212 registered in the collaboration; and
- the contiguous length of time without having a participant of a type requesting a data item having a particular meaning within the ontology datasets 212 registered in the collaboration after one was previously registered therein.

10 **[0088]** The contiguous length of time for the above conditions can be set to zero or a very small time period to enforce strict policies regarding the presence of certain participants.

[0089] During runtime, the agent server 140 retrieves collaboration definitions 204 from the directory server 144 and uses them to create and initialize collaborations, as will be described below.

[0090] Each participant definition 208, like the collaboration definitions 204, is specified in Turtle and includes a set of RDF statements for the participant type, including the participant class, participant configuration information, share declarations, and consume request definitions. The share declarations define what data the participant type is allowed to share. The consume request definitions define what data the participant type is allowed to receive when it is available and/or updated within the scope of the particular task associated with the collaboration. Thus, participant definitions 204 are like policy statements that delineate what a participant can and cannot do. Participants are loosely coupled in collaborations. For this purpose, the details of the participant class, the participant configuration information, consume request definitions and share declarations as specified in each participant definition 208 are only used in the management of that particular participant by the agent server 140, and not shared with other participants

of other types. Neither the participant configuration information, the consume request definitions nor the share declarations for participant types form part of the collaboration definition 204 other than by reference to the participant definition 208 that contains them. This enables participant types to be swapped in a collaboration definition 204 without worrying about any binding other than that expressed by their share declarations and consume request definitions.

[0091] As noted, each participant definition 208 has a URI. Software systems that participate in collaborations identify themselves using the URI of the corresponding participant definition 208 when registering with the agent server 140.

10 **[0092]** The participant class indicates whether the participant is a server-side participant or a client-side participant.

[0093] The participant configuration information includes a description of the participant type and other desired declarations, enabling the storage of configuration information for software systems in their corresponding participant definitions 208. The participant configuration information included in the participant definition 208 is loaded by the agent server 140 from the directory 146 via the directory server 144 when a collaboration is created. Participants can get access to the participant configuration information for their participant type by registering a consume request for it. Examples of participant configuration information include a name for the participant, a description for the participant, and a URL for a resource or other server to connect to.

20 **[0094]** The share declarations in a participant definition 208 represent the sets of data items allowed to be shared by a participant type. Each share declaration delimits and identifies a set of information that the participant type may provide to the collaboration. Each participant type can have zero to many share declarations. The share declarations provide a list of the data items to be shared, including the formal semantic definition for these data items to permit useful matching and discovery of the data items by the reasoner module of the agent server 140, as well

as transformation of the data items. Share declarations are uniquely identified by URI.

[0095] In addition, each data item specified in a share declaration has a formal definition also identified using a URI. Uniqueness across all the software systems enables each use of that data item identifier (i.e., the URI) to reliably identify a data item with the same characteristics. In simple terms, if software system A publishes a value for data item with a URI of `http://example.com/2010/C1` and software system B wants to consume data with a semantic description matching that of the data item, it can count on the fact that the data item with the URI `http://example.com/2010/C1` from software system A is the expected data.

[0096] At runtime, when a participant wants to share data item values, it refers to the URI of a valid share declaration specified in the participant definition 208 corresponding to the type of the participant and passes along the values. This limits information shared by the participant to a subset of the information specified in the share declarations set out in the participant definition 208.

[0097] As previously noted, consume requests are akin to standing queries for values of shared data items to which the sets of data specified in the consume requests semantically resolve as they become available (thus satisfying the consume requests), are updated while the consume request is satisfied, and/or are removed from the collaboration (thus causing the consume requests to become unsatisfied). In all of these cases, the state of the consume requests change. The consume request definitions specified in the participant definition 208 delimit the consume requests allowed to be registered by a participant. Each consume request definition specifies a standing query for data from the collaboration with sufficient semantics to enable the agent server 140 to semantically resolve the requested data to the values of one or more data items, when available. Each participant type can have zero to many consume request definitions. The consume request definitions in a participant definition 208 for a software system type are

standing queries written in the SPARQL Protocol and RDF Query Language (“SPARQL”) that is another W3C specification for querying information semantically. Consume request definitions are identified by URIs. When a participant registers with the agent server 140, it provides a list of consume request definition URIs that it wants to be notified for; those URIs should relate to a subset of the consume request definitions defined in the participant definition 208. When a participant provides the URIs of one or more consume request definitions with the participant registration request, it is said that it is providing consume requests.

[0098] Consume request definitions can be defined for information from the participant definition 208. Consume requests derived from such consume request definitions are referred to as directory consume requests, as the information being requested is ultimately stored in the participant definition 208 in the directory 146. This enables configuration information used by participants of that type to be stored in the participant definition 208, thereby permitting its central management and removing the need to recode participant types for configuration changes. A participant type can be designed to register a directory consume request for configuration information, and then use the configuration information once received from the agent server 140, enabling a participant to be reconfigured as needed via changes to the configuration information in the participant definition 208. Of note is that changes to the configuration information in the participant definition 208 will only be implemented in collaborations created thereafter and will not affect previously-created collaborations. In addition, to support automated discovery of allowable consume requests, participant types can be configured to register with the agent server 140 with a directory consume request for the consume request definitions from its corresponding participant definition 208, and then re-register with consume requests corresponding to all of the consume request definitions found in the participant definition 208.

[0099] These artefacts are static as they don't change based on the current context of any user. The directory 146 holds these definitions and, whenever other components of the system need access to this information, they request it from the directory server 144. The definitions can be updated in the directory 146 and immediately have the agent server 140 use the updated definitions for new collaborations.

[00100] Ontology datasets 212 provide information about data items and how they are interrelated. The ontology information from the ontology datasets 212 extends the semantics of the participant share declarations and consume request definitions by stating relations between the semantic descriptions of the data items. Using these relations, the reasoner module of the agent server 140 can semantically resolve information requested in consume requests to data item values shared in the collaboration despite mismatches in the literal identifiers of the data specified in the consume request definitions and the data items in the share declarations of the various participants.

[00101] Initialization datasets 216 are also specified in Turtle and include a set of RDF statements for data that can be used to populate a collaboration at initialization. The data can include, for example, days of the week, months of the year, number of days in each month, provinces and states, etc.

[00102] The directory server 144 can store user-specific information, like the user's name and login credentials, on behalf of the user for resources that are accessed by a participant during a collaboration in user datasets 220. These resources can be Web pages, databases, services, etc. The agent server 140 collects login credentials for each site and system from interactions of the user with the site via a participant and stores them in the user dataset 220 maintained for the particular user; that is, the user datasets 220 are associated with identities of the users. The user datasets 220 may also be proactively populated with these login credentials. The user datasets 220 are not referenced by any collaboration

definitions 204. Instead, the user dataset 220 corresponding with the identity of the user is retrieved by the agent server 140 from the directory server 144 when creating a collaboration for a user based on user identity available from the user's authentication token.

5 **[00103]** The directory server 144 has a minimal administrative user interface for facilitating access to and management of the artefacts, but most of the capability is exposed as a HTTP and HTTPS API that affords flexibility in its location. The API provides access to the artefacts and supports operations like create, update and delete, as well as more complex logical operations like adding a participant type to
10 a collaboration definition.

[00104] The identity server 148 acts as an identity gateway and may manage the identity of users in the system, including any roles that the users have. These identities are used by the agent server 140, the directory server 144 and the connector server 152. The agent server 140 reviews the roles the user has, as
15 provided by the identity server 148, to determine if the user is authorized to launch certain collaborations in accordance with configuration information in the directory server 144.

[00105] There are a number of ways in which software systems can identify themselves with a user. Software systems that execute at least partially on a user's
20 personal computing device can be configured with user credentials, can retrieve these user credentials from another location or directory, or can obtain them from the user as part of the initialization process. When one software system provides the user credentials to the agent server 140, the agent server 140 relays them to the identity server 148, which generates and returns a user token associated with the
25 identity of the user to the software system to the agent server 140 if the user is authenticated. The agent server 140 provides the user token to the software system, which can then share this user token with other software systems on the personal computing device. Alternatively, other software systems can be

configured with the same user credentials and use the same process to receive a user token corresponding to the same identity. The software systems of the stateful data-sharing service can then use these user tokens to assert the identity of the user with various components of the stateful data-sharing service.

- 5 **[00106]** The connector server 152 executes “connectors” that provide access to resources. Each connector is a generally stateless service that provides functionality to interact with a particular resource type, such as an SQL database or a REST server, or to perform a particular type of translation. Connectors are interacted with via server-side participants known as proxy connector participants.
- 10 Proxy connector participants are instantiated and registered in a collaboration by the agent server 140 when the proxy connector participant is identified as a participant in the collaboration definition 204. When a consume request is satisfied for a proxy connector participant, the agent server 140 notifies the proxy connector participant with the following information:
- 15 - the user token;
 - a participant token generated by the agent server 140 that uniquely identifies the connector participant;
 - the participant definition URI;
 - the URI of the consume request definition that was satisfied;
 - 20 - the data item values satisfying the consume request; and
 - the transaction ID, if any.

[00107] In response, the proxy connector participant passes this information, except for the participant token and the transaction ID, to the appropriate connector server 152. The connector does not need the participant token as it does not need
25 to know which collaboration it is participating in or for what transaction, and merely performs the action requested by the proxy connector participant as long as the identity associated with the user token has the appropriate rights to do so.

[00108] Upon receiving the information from the proxy connector participant, the connector server 152 requests the consume request definition corresponding to the participant URI and consume request URI from the directory server 144. The consume request definitions include the URL for the resource to be connected to, the syntax of the message to be sent to the resource, and any required parameters for such communications. In many cases, consume request definitions for proxy connector participants involve retrieving data from a resource. For example, data item values from a collaboration can be used to generate a structured query language (“SQL”) query to a database that returns one or more values. In such cases, a share declaration associated with the consume request definition in the participant definition 208 is returned by the directory server 144 with the consume request definition.

[00109] The connector confirms that it has the right to perform the requested action on behalf of the identity associated with the user token and then performs the requested action. If there is an associated share declaration, the connector provides the data item values for the share declaration, together with the share declaration URI, to the proxy connector participant for sharing with the collaboration. Upon providing any results back to the proxy connector participant, the connector server 152 and the connector retain no knowledge of the data exchange; i.e., they are stateless. The proxy connector participant can then share the resulting data item values, if any, from the connector with the agent server 140 using the share declaration URI and the transaction ID, if any.

[00110] When the agent server 140 destroys a collaboration, it also destroys the proxy connector participants registered in that collaboration.

[00111] The data consumed and shared by connectors is tightly restricted by the consume request definitions and share declarations set out in the corresponding participant definitions 208. Thus, the connectors will not share or consume data unless explicitly specified.

[00112] Connector types include, but are not limited to, database connectors, REpresentational State Transfer (“REST”) connectors, terminal services connectors, Web connectors, content connectors, and persist connectors.

[00113] Database connectors enable the exposing of data in a database in a
5 collaboration. In response to receiving the above-noted information from the proxy
connector participant, database connectors generate and execute database queries
on or writes data to the database 52 via the database server 24. In the case of a
database query, database connectors return the results to the proxy connector
participant that shares them with the collaboration. Thus, as new data forming part
10 of the basis for a query is added to the collaboration, the data is passed to the
database connector, which forms a query or write message sent to the database
server 24, and the collaboration is further enhanced by the corresponding new
query results.

[00114] REST connectors enable Web services data to be exposed in a
15 collaboration. In response to receiving the above-noted information from the proxy
connector participant, REST connectors generate and transmit HTTP Get requests
to a REST server for data accessed via the REST server. After receiving data back
from the REST server, REST connectors return any results to the proxy connector
participant that shares them with the collaboration. Alternately, the consume
20 request definition may direct REST connectors to generate and transmit HTTP
POST requests to a REST server to cause a change in the data maintained via the
REST server.

[00115] Terminal services connectors expose terminal services data in a
collaboration. In response to receiving the above-noted information from the proxy
25 connector participant, terminal services connectors generate and transmit terminal
commands to a terminal server. Any data returned by the terminal server can be
returned by the terminal services connector to the collaboration via the proxy
connector participant.

[00116] Web connectors enable data exchange with Web applications that are not designed to natively interact with collaborations. In response to receiving the above-noted information from the proxy connector participant, Web connectors complete a request for a Web page, either by completing a form or by generating a request for a Web page with a Universal Resource Locator (“URL”) constructed using the data. The Web connector then returns data from the resultant Web page to the proxy connector participant so that it can be shared in the collaboration.

[00117] Content connectors expose file contents in a collaboration. They are used to access content from applications such as Microsoft Excel or flat file text formats. In response to receiving the above-noted information from the proxy connector participant, content connectors generate read or write requests for a data source. Where data is read by the content connector, it is passed back to the associated proxy connector participant for sharing in the collaboration.

[00118] Persist connectors enable the persistence of data from the collaboration beyond the lifetime of the collaboration where explicitly configured to do so. The agent server 140 stores data shared in a collaboration in a volatile manner to afford it security. In some scenarios, however, it can be desired to persist data across collaborations for a user. For example, it can be desirable to store an audit trail of the information available in the collaboration instance data across the lifetime of multiple collaborations. In response to receiving the above-noted information from the proxy connector participant, persist connectors store specified data persistently or retrieve data stored in RDF statements in a datastore it maintains. Alternatively, this data could be stored by the persist connectors in the directory 146. The consume requests for the persist connectors are designed so that only the data that should persist beyond the lifetime of a collaboration does.

[00119] Additionally, the connector server 152 executes “transformers” that perform translations on the data. Transformers are similar to connectors and are invoked by the agent server 140 in a similar manner, but do not connect to other

resources. Transformers transform data in a collaboration from one form to another. For example, transformers can perform a simple transformation on data provided by a proxy transformer participant and then provide the transformed data back to the proxy transformer participant to share in the collaboration for other participants to consume. A first example of a data transformation is the conversion of data values from one unit of measure to another. Another example of a transformation performed by transformation connectors is the reformatting of dates from one format to another.

[00120] Each connector (or transformer) and its associated proxy connector participant (or proxy transformer participant), if any, when configured using a participant definition 208, and the resource(s) and/or other server(s) it connects to form a software system that can participate in a collaboration.

[00121] The portlets contained in the portlet library 176 external of the data-sharing server computer system 100 can be custom-designed participant types that act as participants in collaborations, and communicate with other resources and/or servers, such as a Web site or a database server. Each portlet and the resource(s) and/or other server(s) it couples to forms a software system. These portlets are designed to be readily incorporated into Web portal pages.

Collaboration and participant life cycles

[00122] The life cycles of collaborations and participants are intertwined. While a participant can exist without a collaboration, it neither adds value to others nor is its own data enriched. Likewise, a collaboration without participants can neither aggregate new information nor share any information that it might have previously obtained from a participant that is no longer active.

[00123] Referring now to Figures 3 to 5, the life cycles of collaborations and participants are illustrated. A collaboration life cycle 244 is shown. Collaboration creation 248 is effected by the agent server 140 in response to receiving a

collaboration creation request. As noted above, collaboration creation requests are typically generated by one of the software systems that would like to participate in a collaboration or some programming code that is related thereto. The agent server 140 creates a collaboration should it determine that certain conditions have been met.

[00124] If a participant registration 252 with the agent server 140 occurs prior to the availability of a collaboration that it can join, the participant is made pending until such a corresponding collaboration is created. Participant life cycles 258 within the collaboration life cycle 244 commence with a participant collaboration registration 260. As software systems configured to participate in the collaboration generate registration requests, the agent server 140 registers these participants in the collaboration. Additionally, if a participant has registered prior to the creation of the collaboration, the pending participant is registered into the collaboration by the agent server 140 when the collaboration is created. The registration requests received from the software systems include consume requests in the form of identifiers of the consume request definitions from the corresponding participant definitions 208 for the sets of data item values that the software system wishes to receive updates for. The participant may be configured to request to commence receiving notifications of updates to sets of data item values in the collaboration matching its consume request(s) via an enable notifications request 264 either immediately or at a later time. In some cases, a participant may be configured to delay receiving notifications of data item values as they become available (thus causing a change in state of its consume requests), are updated while the consume request is satisfied, and/or are removed from the collaboration (thus causing the consume requests to become unsatisfied) until the participant has completed its initialization.

[00125] Once the enable notifications request 264 from a participant has been received, the participant data-sharing activity 268 commences. When the agent

server 140 processes the enable notifications request 264, it evaluates all consume requests registered for the participant to determine whether the state of a consume request has changed. If the satisfaction state of any consume request has changed, or if the values that satisfy a consume request change, the agent server 5 140 flags the consume request for notification as its state has changed. Additionally, when data item values are received by the agent server 140 from any participant and updated in the collaboration instance data, the agent server 140 determines which registered consume requests, if any, have states that have changed and flags these consume requests for notification. Participants poll the 10 agent server 140 regularly for consume request notifications. When the agent server 140 receives this poll message, it replies with an identification of the registered consume requests that have undergone state changes via a consume request notification 272. Upon receiving the consume request notification 272, the participant generates a request for the data item values identified as updated in the 15 consume request notification 272 and is provided these values by the agent server 140. If the consume request notification was triggered as a result of the consume request becoming unsatisfied, the agent server 140 provides a notice of the consume request's state to the participant instead of the values. During the course of participant data-sharing activity 268, the participant can provide data to the 20 collaboration via data shares 276. The pattern of data shares 276 and consume request notifications 272 can vary entirely from participant to participant. Participants may be configured to only share data, to only consume data or to both share and consume data. It will be understood that the data-sharing activity of one participant can impact the pattern of consume request notifications for another 25 participant.

[00126] The participant life cycle 256, and thus the participant data-sharing activity 268, can end in a number of manners, including the de-registration of the participant in the collaboration via a de-registration or suspension request

generated by the participant, or the destruction of the collaboration. A participant can generate a de-registration request or suspension request 280 to indicate that it would like to permanently or temporarily stop participating in the collaboration. The agent server 140 receives polls from participants regularly or intermittently to check
5 if there are updated values they would like to receive. If the agent server 140 has not received a poll from a participant within a specified period of time, it can suspend and/or de-register the participant. Where a participant has been suspended, consume request notifications 272 are halted until the participant becomes active again via a participant collaboration registration 260. During this
10 period of participant suspension, the agent server 140 continues to determine which consume requests for the participant have undergone state changes, and flags these consume requests. Upon re-registration of the suspended participant, the agent server 140 notifies the participant of the consume requests that have undergone state changes since suspension. Where a participant has de-registered
15 and then registers again via a participant collaboration registration 260, the agent server 140 treats the participant as if the participant never previously participated and evaluates all consume requests for the participant to determine if any have undergone state changes. After a software system has registered, it may share data in the collaboration. The data to be shared may be generated by the software
20 system independent of data received from a collaboration as part of a new transaction, or may be generated in response to receiving data from a collaboration and form part of that existing transaction.

[00127] Collaboration destruction 284 is effected by the agent server 140 upon determining that the collaboration is unlikely to provide further benefit. It has been
25 found that there are two principle indicators of a collaboration that is unlikely to be of further use: an absence of activity in the collaboration for a period of time, and an absence for a period of time of a participant having a particular characteristic.

[00128] Various activities can indicate that a collaboration is still beneficial. Such activities can include the sharing of values for a particular data item, the sharing or withdrawal of data item values resulting in a change of state of a consume request. In some cases, if none of the participants have shared a data item value for a period of time, it may be unlikely that they will share data items in the future. For example, if a collaboration type relates to the one-time calculation of a single result based on a set of data item values shared once and only once by one or more other participants upon their registration in the collaboration or shortly thereafter, an absence of data item value-sharing activity for a period of time can indicate that the collaboration has served its use. In other cases, it may be that some participants constantly share data item values, but that these values alone do not further a task without other data item values that satisfy a consume request for a participant. Thus, unless the state of a consume request changes, the collaboration may have no benefit.

[00129] Some participants having a particular characteristic can be deemed critical to a collaboration. The characteristic can be that it shares or consumes one or more particular data item values, or that it is simply flagged as an essential participant in the collaboration. For example, where it is mandatory to log transactions in a collaboration for audit purposes, an audit log participant can be employed. Consume requests can be defined for the audit log participant to request data item values forming transactions. When the audit log participant is not registered in the collaboration, it can be desirable to stop data sharing from occurring within the collaboration as it cannot be logged without the audit log participant. In other cases, a particular participant may be a source of data fuelling transactions; i.e., the data item values that it shares are essential for other participants to perform their function. Thus, if this particular participant is absent (i.e., not registered) in the collaboration, the collaboration may, in fact, not be useful.

[00130] As a result, the data-sharing server computer system 100 can destroy collaborations if there is an absence of activity or an absence of a participant having a particular characteristic.

Collaboration creation

5 **[00131]** The method 300 of creating a collaboration will be described with reference to Figures 1 to 6. This method 300 commences with the agent server 140 receiving a collaboration creation request (310). The collaboration creation request is typically generated by a software system that is configured to participate in a collaboration, but may be also generated by another related software system.

10 This collaboration creation request includes a user token associated with the identity of the user and the URI of the collaboration definition 204 to be used to create a collaboration. In addition, a collaboration ID may optionally be provided with the collaboration creation request. The collaboration ID uniquely identifies a collaboration to enable referral to the specific collaboration in communications from

15 the participants to the agent server 140. One or more participants may be provided with this collaboration ID prior to attempting to join a collaboration to ensure that they share data with other specific participants. Upon receiving the collaboration creation request, the agent server 140 then determines if it is already managing a user space for the user (320). The agent server 140 maintains user spaces for

20 each user that has ever had an active collaboration or one or more active participants waiting to join a collaboration. These user spaces are tied to the identities of the users managed by the identity server 148. If the agent server 140 determines that a user space does not exist for the identity associated with the user token provided with the collaboration creation request at 320, the agent server 140

25 creates a user space (330).

[00132] The agent server 140 then determines if creation of the collaboration is possible (340). In order for the agent server 140 to create a collaboration, a

number of conditions must be met. The directory server 144 must be responding to communications from the agent server 140. A collaboration definition 204 having the collaboration definition URI specified in the collaboration creation request must exist in the directory 146. The collaboration ID (if provided) must not already be in use for the particular user. If any of these conditions are not met, then the method 300 ends.

[00133] If, instead, the agent server 140 determines that creation of the collaboration is possible, it sends a request via HTTPS to the directory server 144 to retrieve the collaboration definition 204 identified by the collaboration definition URI specified in the collaboration creation request and referenced artefacts (350). The directory server 144 retrieves the specified collaboration definition 204 from the directory 146 and parses it to determine what participant definitions 208, ontology datasets 212, and initialization datasets 216 are referred to therein. The collaboration definition 204 specifies these artefacts by URI. The directory server 144 then retrieves each of these additional artefacts and returns the collaboration definition 204, as well as the referenced participant definitions 208, ontology datasets 212 and initialization datasets 216, back to the agent server 140. The agent server 140 then requests the user dataset 220 that contains user-specific data, such as the user's name and login credentials for services accessed by the user in interacting with various participants, from the directory server 144 (360). The directory server 144 retrieves the user dataset 220 from the directory 146 and returns it to the agent server 140.

[00134] Upon retrieving all of the artefacts and user data associated with the collaboration, the agent server 140 creates the collaboration (370). The agent server 140 maintains the collaboration in volatile storage, such as RAM 108 and/or a swap file, so that none of the information therein is stored persistently unless explicitly specified. A unique identifier for the collaboration, referred to as the collaboration ID, is generated for the collaboration by the agent server 140 if it was

not provided with the collaboration creation request. The agent server 140 then places the participant definitions 208 and the ontology datasets 212 in the collaboration as a collaboration model (380). The collaboration model stores what is referred to as directory information; that is, information that is retrieved from the directory 146. The collaboration model serves as a policy description of what data the participants can and cannot share and request. Further, the ontology information from the ontology datasets 212 extends the semantics of the participant share declarations and consume request definitions, enabling the reasoner module of the agent server 140 to semantically resolve information requested in consume requests to data items shared in the collaboration. The agent server 140 generates a graph data structure definition in the collaboration model from the collaboration definition 204, and the share declarations, consume request definitions, and participant configuration information in the participant definitions 208 using the ontology datasets 212.

[00135] Once the information model for the collaboration is complete, the agent server 140 places the initialization datasets 216 and the user dataset 220 into the instance data of the collaboration (390). The instance data represents data that can change during the lifetime of a collaboration. As previously noted, the initialization datasets 216 contain parameters used within collaborations, such as the number of days in each month, the names of provinces and states, etc.. The user dataset 220 contains login credentials and other user-specific information, such as a name.

[00136] Upon instantiating the collaboration model and instance data, the agent server 140 registers any proxy connector participants and proxy transformer participants in the collaboration instance data (393). If there are proxy connector participants or proxy transformer participants specified for the collaboration, as identified by the participant definitions 208 referenced in the collaboration definition

204, the agent server 140 registers the proxy connector participants and/or proxy transformer participants in the collaboration instance data.

[00137] The agent server 140 then registers any matching pending participants in the collaboration instance data (395). Participants that registered with the agent server 140 prior to the availability of a joinable collaboration with capacity and were made pending can now be registered in the newly-created collaboration if their participant definition URI is included in the collaboration definition 204 and the collaboration has capacity for a participant of that type. Upon registering any matching pending participants, the method 300 of creating a collaboration is complete.

[00138] Referring now to Figures 1, 3 and 7, client code 404 executing on a personal computing device 20 that communicates a collaboration creation request to the agent server 140 via the API made available by the agent server 140 to launch a collaboration is illustrated. The agent server 140 manages a number of user spaces 408 in virtual memory spaces that are isolated from each other to avoid cross-contamination of data. Within each user space 408, the agent server 140 can maintain one or more collaborations 412 created via method 300. Each collaboration 412 contains a collaboration model 416 and instance data 420. The collaboration model 416 contains information about the participant types allowed to join the collaboration, the participant configuration information, the share declarations and consume request definitions for each participant type, the ontology sets that are employed to resolve consume request definitions to data items in the share declarations, and the collaboration destruction conditions from the corresponding collaboration definition. The instance data 420 contains a list of currently registered participants, initialization data, user data such as name and login credentials, log files for activity in the collaboration, and any data item values shared by any participant during the life of the collaboration.

[00139] During the course of management of a collaboration, the agent server 140 logs activities such as the registration and de-registration of participants, the sharing, withdrawal, and expiry of data, and the satisfaction and other changes in state of consume requests.

- 5 **[00140]** The instance data 420 is maintained internally and includes a rich semantic model based on RDF triples using the collaboration model 416 and any associated ontology. Additionally, participants registered in the collaboration 412, as well as their consume requests, are registered in the instance data 420.

Client-side participant registration

- 10 **[00141]** The method 500 of registering client-side participants by the agent server 140 will now be described with reference to Figures 1 to 8A and 8B. Client-side participants are generally initialized on a personal computing device and attempt to register with the agent server 140. Server-side participants are, instead, invoked by the agent server 140 as previously described.
- 15 **[00142]** The method 500 commences with the receipt of a participant registration request (504). When a software system component that acts as a participant is launched, it attempts to register with the agent server 140 by generating a participant registration request. The participant registration request includes:
- the user token;
 - 20 - the URI of the participant definition 208 corresponding to the participant requesting registration;
 - the URI of any consume request definitions listed in the participant definition identifying what sets of data items the participant would like to receive when the state of the consume request changes; and
 - 25 - optionally, a collaboration ID identifying a specific instance of the collaboration that the participant wishes to join.

[00143] Participants are configured with knowledge of the corresponding participant definition URI. The consume requests provided by the participant in the participant registration request, as specified by the consume request definition URIs, should be subsets of the consume request definitions set out in the corresponding participant definition 208. While the participant definition 208 delineates what data items participants of that type are allowed to share and consume, the participants may actually be configured to share and/or consume a subset of the data items that it is permitted to share and/or consume. The collaboration ID optionally provided with the participant registration request specifies a particular collaboration that the participant is configured to be registered in.

[00144] Upon receipt of the participant registration request, the agent server 140 determines if the request is proper (506). If the agent server 140 determines that the participant definition URI provided in the participant registration request does not correspond with a participant definition 208 in the directory 146, the agent server 140 determines that the participant registration request is improper. Further, if the agent server 140 determines that the consume request definition URIs specified in the participant registration request do not match ones in the corresponding participant definition 208, the agent server 140 determines that the participant registration request is improper. If the agent server 140 determines that the participant registration request is improper, the participant registration request is discarded, and the agent server 140 reports an error to the participant (507), after which the method 500 ends.

[00145] Upon validating the participant registration request, the agent server 140 authenticates the user (508). The agent server 140 passes the user token it receives with the participant registration request to the identity server 148. In response, the identity server 148 either confirms or rejects the authenticity of the user to the agent server 140. If the user is not authenticated by the identity server

148 at 508, the participant registration request is discarded and the method 500 ends. If, instead, the user is authenticated at 508, the agent server 140 determines if it is managing a user space for the user (512). If the agent server 140 is not yet managing a user space on behalf of the user, the agent server 140 creates a user
5 space for the user (516).

[00146] Once the agent server 140 has a user space for the user, the agent server 140 determines if a collaboration ID was provided with the participant registration request (520). If a collaboration ID was included in the participant registration request received at 504, the agent server 140 determines if it is
10 managing an active collaboration with that collaboration ID (524). If the agent server 140 determines that it is not actively managing a collaboration with that collaboration ID, the agent server 140 generates a participant ID for the participant and registers the participant ID, its participant definition, and the consume requests received with its participant registration request in the user space pending the
15 creation of a collaboration with the specified collaboration ID (528), after which the method 400 of registering the participant ends. The agent server 140 generates a corresponding participant token, records its association to the participant ID and forwards it to the participant.

[00147] Figure 9 illustrates the agent server 140 having created a user space
20 408a for the user of the personal computing device 20. A participant software system P1_a 424a is executing on the personal computing device 20. Participant P1_a 424a is an instance of participant type P1. Upon receiving a participant registration request for a collaboration having a particular collaboration ID from participant P1_a 424a and having determined that a collaboration having the collaboration ID
25 specified in the participant registration request does not yet exist, the agent server 140 creates a pending participant entry 428a for the participant P1_a 424a in the user space 408a. The pending participant entry 428a includes a participant ID for the participant, the URI of the corresponding participant definition 208, the consume

request URIs it is registering, and the collaboration ID of the collaboration that it would like to join.

[00148] Returning again to Figures 8A and 8B, if, instead, the agent server 140 determines that it is actively managing a collaboration with the particular collaboration ID specified in the participant registration request, the agent server 5 140 determines if the participant can be registered in the specified collaboration (532). That is, the agent server 140 determines if (a) the participant is of a participant type permitted to be registered in the collaboration; and (b) if the participant is permitted to be registered therein, whether the specified collaboration 10 has capacity for that particular participant type. A participant can be permitted to be registered in a collaboration if the corresponding collaboration definition (instantiated in the collaboration model) includes the URI for the participant definition 208 corresponding to the participant. As only one participant of each participant type specified by the participant definitions 208 identified in the 15 collaboration definition 204 is permitted in a collaboration, the agent server 140 ensures that there is capacity (i.e., a vacant slot) for the participant in the collaboration. If the participant is not permitted to be registered in the collaboration because the collaboration does not permit that particular participant type to register, or if the specified collaboration does not have capacity for the participant (that is, if 20 a participant of the same participant type has already been registered in the collaboration), the agent server 140 reports an error (536), after which the method 500 of registering the participant ends.

[00149] Figure 10 illustrates a circumstance where the personal computing device 20 executes two separate participants $P1_b$ 424b and $P1_c$ 424c of the same 25 participant type, P1. The agent server 140 is managing a user space 408b for the user of the personal computing device 20, and a collaboration 412a within the user space 408b having a collaboration ID ID1. The model 416a of the collaboration 412a indicates that the collaboration 412a takes a participant of participant type P1.

Participant P1_b 424b has previously been registered in the instance data 420a of the collaboration 412a by the agent server 140. Upon receiving a participant registration request from participant P1_c 424c for a collaboration having the collaboration ID ID1, the agent server 140 determines that the collaboration
5 definition for the collaboration 412a permits the participant type P1 to be registered therein, but that the participant P1_b 424b of the same type as participant P1_c 424c has already been registered in the collaboration 412a that has this collaboration ID. As a result, the agent server 140 determines that the collaboration 412a has no capacity available for participant P1_c 424c in. Accordingly, it generates and reports
10 an error at 536.

[00150] Returning again to Figures 8A and 8B, if, instead, capacity is available for the participant in the specified collaboration, the agent server 140 registers the participant and its consume requests in the collaboration (540). The agent server 140 generates a unique participant ID for the participant, and registers the
15 participant ID in the instance data of the collaboration. Further, the agent server 140 instantiates the consume request definitions from the collaboration model for the consume request definition URIs specified in the participant registration request. As the participant can be configured to register only a subset of the consume request definition URIs from the participant definition, not all of the consume
20 request definitions from the participant definition in the collaboration model are necessarily instantiated in the collaboration instance data. The agent server 140 then generates a participant token and records the association between the participant token and the participant ID of the particular participant and the collaboration ID of the collaboration into which the participant has been registered.
25 The agent server 140 returns the participant token to the participant for future use. The participant token can be re-provided by the participant to the agent server 140 with further communications to enable the agent server 140 to look up who the

participant is and what collaboration the participant is participating in. Upon placing the participant in the collaboration, the method 500 ends.

[00151] Figure 11 illustrates a circumstance where the personal computing device 20 executes a participant P1_d 424d. The agent server 140 is managing a collaboration 412b in user space 408c for the user of the personal computing device 20. The model 416b indicates that the collaboration 412b takes a participant of participant type P1. A participant of participant type P1 is not currently registered in the collaboration 412b. Upon receiving a participant registration request from participant P1_d 424d executing on the personal computing device 20 for a collaboration having the particular collaboration ID ID1, the agent server 140 determines that the collaboration definition 204 for the collaboration 412b that has that collaboration ID permits the participant type P1 to register, and that a participant of the participant type P1 is not currently registered in the collaboration 412b. Accordingly, the participant P1_d 424d is eligible to be registered in the collaboration 412b.

[00152] Figure 12 illustrates the collaboration 412b of Figure 11 after registration of participant P1_d 424d in the instance data 420b of the collaboration 412b by the agent server 140.

[00153] Returning again to Figures 8A and 8B, if the agent server 140 instead determines that a collaboration ID was not included in the participant registration request received at 520, the agent server 140 determines if it is managing one or more collaborations that the participant that generated the participant registration request can be registered in and have capacity for the participant (544). As noted above, a participant can be registered in a collaboration if the corresponding collaboration definition 204 includes the URI for the participant definition 208 corresponding to the participant, and if the collaboration has capacity for that participant type. If the agent server 140 is not actively managing a collaboration that the participant is eligible to be registered in and that has capacity for the

participant, the agent server 140 stores a pending participant entry in the user space pending the creation of a collaboration that the participant can be registered in (548), after which the method 500 ends. The pending participant entry includes a participant ID generated by the agent server 140 for the participant, its participant
5 definition URI, and its consume requests, but does not include a collaboration ID as none was specified in the participant registration request.

[00154] Figure 13 illustrates a circumstance where the personal computing device 20 executes a participant P1_e 424e. The agent server 140 is managing a user space 408d for the user of personal computing device 20. Upon receiving a
10 participant registration request from participant P1_e 424e without specification of a collaboration ID, the agent server 140 determines that a collaboration that the participant P1_e 424e can be registered in and that has capacity for a participant of the participant type P1 of the participant P1_e 424e does not exist. Accordingly, the agent server 140 creates a pending participant entry 428b for participant P1_e 424e
15 in the user space 408d.

[00155] Returning again to Figures 8A and 8B, if, instead, the agent server 140 is managing at least one collaboration that the participant is eligible to be registered in and that has capacity for the participant, the agent server 140 determines if one or more than one collaboration that the participant is eligible to be registered in has
20 capacity for the participant type of the participant (552). If there is one active collaboration that the participant is eligible to be registered in that has capacity for a participant of the participant type of the participant, the agent server 140 generates a participant ID and registers the participant ID and the participant's consume requests in that collaboration (556). In addition, the agent server 140 generates a
25 participant token that the agent server 140 has associated with the participant ID and the collaboration ID of the collaboration into which the participant has been registered, and provides the participant token to the participant for future use. The participant token can be re-provided by the participant to the agent server 140 with

further communications to enable the agent server 140 to look up the identity of the participant and the collaboration in which it is participating. Upon placing the participant in the collaboration, the method 500 ends.

[00156] Figure 14 illustrates a circumstance where the personal computing device 20 executes two separate participants P1_f 424f and P1_g 424g of the same participant type P1. The agent server 140 is managing two separate collaborations 412c and 412d that take participants of participant type P1 in the user space 408e for the user of personal computing device 20. The models 416c, 416d of collaborations 412c, 412d respectively indicate that the collaborations 412c, 412d each take a participant of participant type P1. Participant P1_f 424f has previously been registered in the instance data 420c of collaboration 412c by the agent server 140. The instance data 420d for collaboration 412d indicates that a participant of the participant type P1 is not currently registered therein. Upon receiving the participant registration request from participant P1_g 424g, the agent server 140 determines that there is one and only one collaboration in which the participant P1_g 424g is permitted to be registered and has capacity. As a result, the agent server 140 generates a participant ID for the participant P1_g 424g and registers it in the instance data 420d of collaboration 412d, together with the consume requests of the participant P1_g 424g.

[00157] Returning again to Figures 8A and 8B, if, instead, the agent server 140 determines at 552 that there are two or more active collaborations in which participants of the participant type that generated the participant registration request are eligible to be registered in and have capacity therefor, the agent server 140 does not try to determine which collaboration to register the participant in and reports an error (560), after which the method 500 ends.

[00158] Figure 15 illustrates a circumstance where the personal computing device 20 executes a participant P1_h 424h of the participant type P1. The agent server 140 is managing two separate collaborations 412e and 412f in which

participants of the participant type P1 are permitted to be registered and that have capacity for a participant of this participant type in user space 408f for the user of the personal computing device 20. The models 416e, 416f of collaborations 412e, 412f respectively indicate that the collaborations 412e, 412f each permit a participant of participant type P1 to be registered therein. The instance data 420e, 420f for collaborations 412e, 412f respectively indicate that a participant of the participant type P1 is not currently registered in either of these collaborations. Upon receiving the participant registration request from participant P1_h 424h for a collaboration of the collaboration type corresponding to the specified collaboration definition URI, the agent server 140 determines that there are at least two collaborations in which the participant P1_h 424h can be registered. As a result, the agent server 140 does not register the participant P1_h 424h in a collaboration and instead generates and reports an error to participant P1_h 424h.

[00159] A participant will not receive any consume request notifications regarding updated data item values in the collaboration from the agent server 140 until it sends an enable notifications request to the agent server 140. This gives the participant time to finish its initialization before it starts receiving notifications from the agent server 140. Upon receiving an enable notifications request from a participant, the agent server 140 determines which, if any, of the participant's consume requests have undergone state changes and continually does so upon receipt of updates to data item values. Further, the participant regularly polls the agent server 140 to determine if the agent server 140 has flagged any consume requests as having undergone a state change. Continued receipt of these polls indicates to the agent server 140 that the particular participant is active. Conversely, cessation of receipt of these polls from a participant causes the agent server 140 to conclude that the particular participant has become inactive.

[00160] A participant may transmit a de-registration message to the agent server 140 to indicate that it no longer wants to participate in a collaboration. Alternatively,

a participant can transmit a suspension request to indicate that it wants to temporarily suspend participation in the collaboration. Receipt of a de-registration request causes the agent server 140 to remove the participant and its consume requests from the instance data so that another participant of the same type can register in the collaboration, whereas receipt of a suspension request maintains the participant's spot in the collaboration. Thereafter, the suspended participant may re-register in the same collaboration to recommence participating in the collaboration.

[00161] The method by which a participant stops participating in a collaboration is relevant to the enable notifications request as it affects the consume requests that a participant receives when it enables notifications again. When a participant de-registers and then registers again, its consume requests are evaluated exactly the same as though the participant was joining for the first time. Any satisfied consume requests at the time the enable notifications request is made generate a consume request notification, even if the participant had already received a notification for the same values satisfying the consume request before de-registration. Instead, when a participant sends a suspension request, the behavior is slightly different. The participant will only be notified if there are newly-updated data item values for which the participant has not already received a consume request notification.

[00162] When a participant wishes to share data, it generates a data share message with the data item values and transmits it to the agent server 140. The data share message includes the URI of the share declaration in the participant definition 208 corresponding to the values being shared. Upon receiving the data share message, the agent server 140 determines if the participant is permitted to share the specified data item values using the participant definition 208 stored in the collaboration model. If the agent server 140 determines that the participant is permitted to share the particular data item values with the collaboration, the agent server 140 then processes the shared values to update the data item values in the

collaboration and determine if any registered consume requests undergo a state change as a result.

Sharing data

[00163] The method of receiving and providing shared data item values by the stateful data-sharing service will now be described with reference to Figures 1 to 5, and 16 to 18.

[00164] The agent server 140 uses the concept of transactions in processing data item value updates to properly isolate changes across participants so that the data item values passed on to participants upon a change of state of consume requests are consistent and current. For example, if a collaboration contains address information and a person, then transactions help to ensure that only address information related to the person currently active in the collaboration instance data is currently active, thus maintaining consistency in the information for the context of the user. Having several addresses for different people all active in the collaboration instance data at the same time could result in inconsistent information being delivered to participants that need relevant addresses. By grouping data item values according to transactions, consistency of data in a collaboration that is provided to participants can be ensured.

[00165] Transactions are sets of one or more logically-related operations performed on data item values. One or more participants can cooperatively perform the operations without knowledge of each other's existence or functions. When a set of data item values that was generated independent of any values received from the collaboration is shared via the agent server 140, it is referred to as the root of a transaction and is assigned a new transaction ID. As any of the root set of data item values is used by other participants to generate values for additional data items, those data item values form part of the same transaction and are assigned the same transaction ID. Participants receive the current transaction

ID when they are notified with values matching their consume requests, and communicate this transaction ID when sharing data item values derived from the received values to enable the agent server 140 to identify which transaction the shared data item values relate to. In this manner, the agent server 140 tracks and
 5 segregates data item values for separate transactions, ensuring that the data item values that it receives form part of the current transaction and not part of a prior transaction.

[00166] The agent server 140 coordinates the transactions by simply receiving consume requests for data, and registering when the state of these consume
 10 requests change. The state of a consume request includes whether or not the consume request is satisfied by the data item values in the collaboration instance data and, if satisfied, the data item values that satisfied it. The share declarations and consume requests defined for the participants enable such transactions to be data-driven.

[00167] Figure 16 shows the method of pre-processing data item values shared
 15 by a participant (i.e., software system) generally at 600. The method 600 commences with a participant sharing a value of one or more data items (604). The participant provides the following as parameters of an HTTP request to the agent server 140:

- 20 - the user token;
- the participant token provided by the agent server 140 that the agent server 140 uses to look up the participant ID for the participant, and the collaboration ID of the collaboration in which the participant is participating;
- a share declaration URI identifying what is being shared;
- 25 - value(s) for the shared data items; and
- a transaction ID for the set of data item value(s), if any, used to generate the data item value being published.

[00168] The agent server 140, upon receipt of the set of shared data item values, determines if the set of shared data item values is valid and should therefore be used to update the instance data in the collaboration (608). In particular, the agent server 140 determines if the share declaration URI provided with the shared values
5 is present in the corresponding participant definition stored in the collaboration model, and that the values being shared match the criteria for the data items in the share declaration. If the agent server 140 determines that the share declaration URI is not in the corresponding participant definition in the collaboration model or if it determines that the values being shared do not match the criteria for the data
10 items in the share declaration, the agent server 140 discards the shared set of data item values and the method 600 ends.

[00169] If, instead, the agent server 140 determines that the share declaration URI is in the corresponding participant definition in the collaboration model and if it determines that the values being shared match the criteria for the data items in the
15 share declaration, the agent server 140 pushes the shared set of data item values onto a value update queue that it maintains (612). The agent server 140 also includes any transaction IDs received with the data item values. After placement of the set of data item values in the value update queue, the method 600 ends.

Updating data in the collaboration

[00170] The agent server 140 processes the sets of data item values in the value update queue and updates the instance data in the collaboration accordingly. In some cases, a software system may generate and share a set of data item values in response to receiving a set of data item values from the agent server 140 corresponding to one of its consume requests. The agent server 140, however,
25 may know that the values used by the software system are obsolete due to a new transaction having been started. In this case, the agent server 140 discards the set of data item values received from the software system as it knows they relate to an

old transaction. The agent server 140 assigns a unique transaction ID to each set of data item values that form part of a transaction.

[00171] Figure 17 shows the method of processing sets of data item values in the value update queue generally at 700. This method 700 is executed whenever the value update queue has at least one set of data item values for updating in it. The method 700 begins with the removal of the oldest set of data item values from the value update queue (710). The agent server 140 generally processes sets of data item values in the order that they are received. The set of data item values is accompanied by the URI of the share declaration for the set of shared values and the transaction ID, if any, identifying the transaction to which the data item values belong. The agent server 140 then determines if the data item values in the set removed from the value update queue are valid (720). In particular, the agent server 140 determines if the data item values are part of a current or outdated transaction. If the set of data item values removed from the value update queue was not accompanied by a transaction ID, the set of data item values are taken to begin a new transaction. If the set of data item values removed from the value update queue were accompanied by a transaction ID, the agent server 140 examines the transaction ID to determine if it is still current. That is, the agent server 140 determines if the set of data item values put into the value update queue correspond to an outdated or current transaction. If the data item values are part of a prior transaction, the data item values are deemed to be invalid.

[00172] If the set of data item values removed from the value update queue are determined to be valid by the agent server 140 at 720, the agent server 140 updates the set of data item values in the instance data of the collaboration (730). If the set of data item values does not have a transaction ID, then the agent server 140 also generates a new unique transaction ID for the set of data item values placed in the instance data of the collaboration.

[00173] Once the agent server 140 has updated the instance data in the collaboration for the new data item values, the agent server 140 evaluates the registered consume requests (740) for all participants. If a consume request has undergone a state change, the agent server 140 flags the consume request as having undergone a state change so that the participant will be notified upon receiving the next poll. For server-side participants, the agent server 140 provides the data item values to the corresponding proxy connector participant. Upon evaluating all of the registered consume requests for the data item values updated, the updating of the set of data item values is complete and the agent server 140 determines if there are remaining sets of data item values in the value update queue (750). Additionally, if the set of data item values are deemed invalid at 720, the agent server 140 then determines if there are remaining sets of data item values left in the value update queue at 750. If the agent server 140 determines there are remaining sets of data item values to be updated in the value update queue at 750, the method 700 returns to 710, wherein the agent server 140 removes the oldest remaining set of data item values from the value update queue. If, instead, the agent server 140 determines that there are no remaining sets of data item values in the value update queue, the method 700 ends.

Evaluating consume requests

[00174] Figure 18 shows the process of evaluating the consume requests at 740 in the method 700 in greater detail. First, the agent server 140 generates a list of all registered consume requests (741). The agent server 140 only reviews consume requests registered in the instance data in the collaboration; that is, registered consume requests for software systems that are believed to be active. The list of consume requests generated at 741 may be empty or may include one or more consume requests. The agent server 140 then determines if there are any remaining consume requests in the list (742).

[00175] If there are remaining consume requests in the list, then the agent server 140 removes a consume request from the list (743). The agent server 140 determines if the consume request removed from the list has undergone a state change (744). As previously noted, consume requests have undergone a state change if the consume request becomes satisfied or becomes unsatisfied, or, if satisfied, if the data item values that satisfied it have changed. The consume request is satisfied if the query evaluator can semantically resolve the data requested in the included standing query to valid data item values in the instance data in the collaboration using the semantic descriptors for those data items; that is, if the standing query returns results. If the consume request has not undergone a state change, the agent server 140 determines if there are remaining consume requests in the list at 742. If the consume request has undergone a state change, the agent server 140 flags the consume request (745). After the consume request is flagged at 745, the agent server 140 determines if there are remaining consume requests in the list at 742. Once the agent server 140 determines that there are no remaining consume requests in the list at 742, the process of evaluating the consume requests is complete.

[00176] It is undesirable to process consume requests for participants that are no longer registered in the collaboration. In order to ensure that the agent server 140 only processes consume requests for active or suspended participants in the collaboration, consume requests for de-registered participants are removed from the instance data in the collaboration. When a software system is configured to terminate participating in a collaboration, such as when it is shutting down, the software system transmits a de-registration request with its participant token and user token to the agent server 140. In response, the agent server 140 notes the de-registration of the software system and removes the consume requests of the software system and the registration of the software system itself from the instance data in the collaboration. Additionally, when the agent server 140 stops receiving

polls from a software system, the agent server 140 can de-register the software system and its consume requests from the collaboration. The agent server 140 maintains the data item values in the instance data in the collaboration provided by a software system 116 that de-registers, unless directed otherwise by the software system.

Collaboration destruction

[00177] During the lifetime of a collaboration, the agent server 140 repeatedly determines if a collaboration destruction condition has been satisfied. If a particular collaboration destruction condition specified in the collaboration definition corresponding to a collaboration is satisfied, the agent server 140 destroys the collaboration.

[00178] Figure 19 shows the general method used by the agent server 140 to destroy a collaboration at 760. The method 760 commences with the agent server 140 determining if any of the collaboration destruction conditions have been satisfied (761). The collaboration destruction conditions are instantiated in the collaboration model 416 from the corresponding collaboration definition. During the lifetime of a collaboration, the agent server 140 logs activity in the collaboration to the collaboration instance data 420. The agent server 140 determines, for each collaboration destruction condition in the collaboration model 416, if it is satisfied, using the log. Where a collaboration destruction condition relates to the absence of a participant of a type sharing or requesting a data item having a particular meaning within the ontology datasets 212 registered in the collaboration, the agent server 140 pre-determines which data items shared or requested by each software system correspond to the particular meaning using the consume request definitions and share declarations in their associated participant definitions and the ontology datasets 212 in the collaboration.

[00179] If none of the collaboration destruction conditions is found to be satisfied at 761, the agent server 140 waits, for example, 120 seconds or until a participant de-registers from the collaboration (762) before proceeding to re-determine if a collaboration destruction condition is then satisfied at 761. If, instead, a collaboration destruction condition is found to be satisfied at 761, the agent server 140 de-registers each participant registered in the collaboration (763). If any participant registration requests are received after a collaboration destruction condition has been deemed satisfied by the agent server 140, the agent server 140 disregards the existence of the collaboration that is to be destroyed as a result of the satisfaction of the collaboration destruction condition. Once all participants have been de-registered from the collaboration, the agent server 140 then destroys the collaboration (764). During the process of destroying the collaboration, all of the data stored in the collaboration is lost and rendered no longer accessible. Upon destroying the collaboration, the method 760 ends.

15 Representative types of participants in collaborations

[00180] Figure 20A illustrates various representative types of software modules, programs, applications, services, etc. that can make up software systems that can participate in a collaboration. A generic MICROSOFT WINDOWS application 804 executing on a personal computing device is shown in communication with the intranet 28 via a MICROSOFT WINDOWS application adapter 808. A native C# MICROSOFT WINDOWS application 812, MICROSOFT Excel 816, and a GOOGLE CHROME Web browser 820 also executing on the same or other personal computing devices are also shown in communication with the intranet 28. Further, a terminal server 824, a REST server 828, and the database server 24 are in communication over the intranet 28. The Web portal server 32 is also in communication with the other components via the Internet 36 through the firewall 40. Further, the agent server 140, the directory server 144 and the connector

server 152 are also in communication with some or all of the other above-noted components via the intranet 28.

[00181] Figure 20B identifies the generic MICROSOFT WINDOWS application 804 and the MICROSOFT WINDOWS application adapter 808 as forming a first software system 836a. The MICROSOFT WINDOWS application adapter 808 communicates with the generic MICROSOFT WINDOWS application 804 via MICROSOFT User Interface Automation functionality. When this functionality is enabled on a MICROSOFT WINDOWS-based computer, the MICROSOFT WINDOWS application adapter 808 can observe the generic MICROSOFT WINDOWS application 804 and share data item values that are updated therein. The MICROSOFT WINDOWS application adapter 808 polls the agent server 140 for consume request notifications and retrieves updated values for data items corresponding with consume requests and uses those values to populate the fields of the generic MICROSOFT WINDOWS application 804.

[00182] Figure 20C shows a second software system 836b, wherein the native C# MICROSOFT WINDOWS application is programmed to interact with the agent server 140 to participate in collaborations.

[00183] Figure 20D shows a third software system 836c that includes MICROSOFT EXCEL 816. An add-in is installed in MICROSOFT EXCEL. The add-in extends the functionality of Excel by defining a set of custom functions that permit share declarations and consume requests to be defined in cells of a spreadsheet. In addition, the custom functions enable a user to provide login credentials entered in the spreadsheet to the stateful data sharing service when the spreadsheet is opened. The share declaration function provided with the add-in causes updated values of the function to be communicated to the agent server 140. The consume request function provided with the add-in periodically queries the agent server 140 for consume request notifications.

[00184] Figure 20E shows a fourth software system 836d, wherein the GOOGLE CHROME Web browser 820 communicates with the Web portal server 32 to retrieve Web pages. This is implemented in one of two ways. In a first mode, native JavaScript is injected into Web pages received from the Web portal server 32, by a browser extension, dynamic proxy, or server side filter, enabling them to interact with the agent server 140 to participate in collaborations and share data within Web pages. In a second mode, the Web page generated by the Web portal server 32, or portlets therein as retrieved from the portlet library 176, include scripts to cause the GOOGLE CHROME Web browser 820 to interact with the agent server 140 to participate in collaborations and share data within Web pages.

[00185] Figure 20F shows a fifth software system 836e, wherein a terminal services connector executed by the connector server 152 connects to the terminal server 824. The consume requests within the participant definition 208 include the URL of the terminal server 824 and terminal commands to be executed when data item values in the collaboration cause the consume request state to change. A consume request can have an associated share declaration in the participant definition corresponding to data item values generated by the terminal server 824 in response to the terminal commands that are to be shared with the collaboration. When a collaboration is created that includes a proxy connector participant associated with the terminal services connector, the agent server 140 instantiates and registers the proxy connector participant. As the proxy connector participant is provided data item values for a consume request that underwent a state change, it passes the values to the terminal services connector, together with the user token, the participant definition URI, and the consume request definition URI. In response, the terminal services connector retrieves the consume request definition and any associated share declarations from the directory server 144. The consume request definition includes the URL of the terminal server 824 and any syntax for generating associated terminal commands. The terminal services connector then generates

terminal commands including these data item values and transmits them to the terminal server 824, and provide data item values returned by the terminal server 824 to the proxy connector participant in response to the terminal commands. The proxy connector participant, in turn, shares these values with the collaboration via the agent server 140.

[00186] Figure 20G shows a sixth software system 836f, wherein a REST connector executed by the connector server 152 connects to the REST server 828. The consume requests within the participant definition 208 include the URL of the REST server 828, as well as mapping statements that allow information from the collaboration to be used to generate, and determine the type (GET/POST) of the resource request. When a collaboration is created that includes a proxy connector participant associated with the REST connector, the agent server 140 instantiates and registers the proxy connector participant. As the proxy connector participant is provided data item values for a consume request that underwent a state change, it passes the values to the REST connector, together with the user token, the participant definition URI, and the consume request definition URI. In response, the REST connector retrieves the consume request definition and any associated share declarations from the directory server 144. The consume request definition includes the URL of the REST server 828 and any syntax for generating associated commands. The REST connector can then generate and send REST requests including the data item values to the REST server 828, and provide data item values returned by the REST server 828 to the proxy connector participant in response to the REST requests. The proxy connector participant, in turn, shares these values with the collaboration via the agent server 140.

[00187] Figure 20H shows a seventh software system 836g, wherein a database connector executed by the connector server 152 connects to the database server 24. The consume requests within the participant definition 208 include the URL of the database server 24 and parameters for constructing database queries and write

messages. When a collaboration is created that includes a proxy connector participant associated with the database connector, the agent server 140 instantiates and registers the proxy connector participant. As the proxy connector participant is provided data item values for a consume request that underwent a state change, it passes the values to the terminal services connector, together with the user token, the participant definition URI, and the consume request definition URI. In response, the database connector retrieves the consume request definition and any associated share declarations from the directory server 144. The consume request definition includes the URL of the database server 24 and any syntax for generating associated database requests. The database connector then generates database queries and write messages using the information from the consume request definition and transmits them to the database server 24. The database connector can then provide data item values returned by the database server 24 to the proxy connector participant in response to the database queries. The proxy connector participant, in turn, shares these values with the collaboration via the agent server 140.

[00188] Figure 20I shows an alternative configuration for the components shown in Figure 20A. In this alternative configuration, each of the components is in communication with the other components over the Internet 36. The directory server 144, connector server 152 and agent server 140 can all be located remotely from one another. Even though the identity server 148 and the external identity server 156 are shown in direct communication with the agent server 140, it should be understood that these services can also be located remotely from the other components. This is made possible as the addresses of each server are provided as a URL. In such a configuration, it may be desirable to have one or more ports opened on the firewall 40 for database connectors in the connector server 152 to talk to the database server 24.

[00189] In another configuration, it may be desirable to locate a connector server 152 topologically adjacent the resource(s) and/or server(s) providing functionality that they are accessing for performance and/or security reasons.

Illustrative example of operation of system

5 **[00190]** In order to illustrate the functioning of the system, its operation will now be described with reference to the configuration of Figure 3.

[00191] As previously discussed, the first software system includes the patient medical database client 160 executing on the tablet 20a that communicates with the database server 24 to provide access to data in the patient medical database 10 52 managed by the database server 24. The patient medical database client 160 has one or more screens with fields. The patient medical database client 160 has been customized to communicate with the agent server 140 in order to participate in collaborations. In order to preserve limited battery power, the tablet 20a enters a sleep mode after five minutes of inactivity. Thus, during regular operation, when the 15 medical practitioner is conversing with the patient for an extended period of time, the tablet 20a may enter sleep mode. As a result, execution of the patient medical database client 160 is also halted for a period of time, thus terminating polls to the agent server 140 for updates.

[00192] The second software system includes the clinical management 20 application 164 for scheduling patient consultations and procedures, generating invoices for patient visits for each patient and recording other accounting information. The clinical management application 160 has been customized to communicate with the agent server 140 in order to launch collaborations and to participate in them.

25 **[00193]** The third software system includes a proxy connector participant executed by the agent server 140 in communication with a Web connector executed by the connector server 152. The Web connector uses information

received from the collaboration via the proxy connector participant and from the directory server to retrieve information from the Web portal server 32 when a consume request is satisfied, and can return information received from the Web portal server 32, the insurance coverage amount(s) in this particular case, to the collaboration via the proxy connector participant.

[00194] A user would typically have the clinical management application 164 open during the course of the day to manage patients, invoices, etc. Upon executing the clinical management application 164 on the desktop computer 20b at the start of the day, programming code in the clinical management database obtains user login credentials from the user and communicates them to the agent server 140. In response, the agent server 140 provides these credentials to the identity server 148 for authentication. Once authenticated, the identity server 148 generates a user token associated with the user's identity and returns it to the agent server 140, which forwards it to the clinical management application 164. Upon receipt of the user token, the clinical management application 164 generates and transmits a collaboration creation request to the agent server 140. The collaboration creation request includes the URI of the collaboration definition 204 and the user token. No collaboration ID is included in the collaboration creation request in this example. The agent server 140 passes the user token to the identity server 148, which validates it. The agent server 140 then proceeds to create a collaboration using the method of Figure 6 and generates a collaboration ID for the collaboration that is unique for the user.

[00195] The collaboration definition corresponding to the URI specified by the clinical management application 164 identifies the participant definitions by URI for the three participants: the clinical management application 164, the patient medical database client 160, and the proxy connector participant 904 that is in communication with the Web connector executed by the connector server 152.

[00196] The collaboration definition includes the following set of three collaboration destruction conditions:

- no shared data item values have been received from any participant for 30 minutes;
- 5 - no consume request has undergone a change in state for 60 minutes; and
- a participant of a first type (i.e., like clinical management application 164) corresponding to a first particular participant definition cannot be absent from the collaboration for more than one minute.

[00197] Among other things, the patient medical database client 160 shares user
10 interface information with the collaboration. This user interface information tells the agent server 140 that the medical practitioner is still interacting with the patient medical database client 160 and that the collaboration is likely still beneficial. If nothing deemed likely beneficial has happened in the collaboration, as exhibited by a state change or the satisfaction of a consume request over the course of an hour,
15 the collaboration is deemed unlikely to be of further benefit. Further, if a clinical management application is not present in the collaboration, then no benefit is likely to be achieved.

[00198] Figure 21 shows the three participants (the clinical management application 164, the patient medical database client 160 and the proxy connector
20 participant 904 that is in communication with the Web connector) in communication with the agent server 140 after the creation of the collaboration. The agent server 140 has created a user space 908 for the user and, in it, has created a collaboration 912 and generated a unique collaboration ID for it. The collaboration 912 has a collaboration model 916 and instance data 920. The collaboration model 916
25 includes the participant definitions for each of the three participants, including their consume request definitions and share declarations.

[00199] The participant definition for the clinical management application 164, labeled as P1 in Figure 21, has the following share declarations (SD) and consume request definitions (CR) as represented in pseudocode for ease of understanding:

- SD1: <http://company.com/P1/SD1/share>
5 definition of allowed share for (patientID)
- SD2: <http://company.com/P1/SD2/share>
 definition of allowed share for (policyNumber, personID, serviceCost)
- CR1: <http://company.com/P1/CR1>
 query for (consultation, procedure, medication)
- 10 - CR2: <http://company.com/P1/CR2>
 query for (insuranceCoveredAmounts)

[00200] The share declaration SD1 has a URI, “<http://company.com/P1/SD1/share>”, to identify it. The remainder of the share declaration that defines the allowed share for “patientID” might include the following

15 Turtle code:

```
<http://thoughtwire.ca/ontology/2009/12/Directory#hasPredicate>
  <http://company.com/ehr/patientID>
```

[00201] These two URIs indicate that values having predicates of “<http://company.com/ehr/patientID>” (i.e., values for “patientID”) may be shared.

20 **[00202]** The share declaration SD2 indicates that “policyNumber”, “personID”, and “serviceCost” may be shared.

[00203] The consume request CR1 has a URI, <http://company.com/P1/CR1>. The remainder of the consume request represents a SPARQL query to execute against the instance data in the collaboration for the values for “consultation”,
25 “procedure” and “medication” (i.e., the services provided). The following is an example of the SPARQL code that may be used to define the consume request:

```
SELECT ?s ?c ?p ?m
WHERE
```

```

5      {
          ?s twehr:eventID ?eID
          OPTIONAL { ?s twehr:consultation ?c . }
          OPTIONAL { ?s twehr:procedure ?p . }
          OPTIONAL { ?s twehr:medication ?m . }
      }

```

[00204] The participant definition for the patient medical database client 160, labeled as P2 in Figure 21, has the following consume request definitions and share declarations:

- 10 - SD3: <http://company.com/P2/SD3/share>
definition of allowed share for (consultation, procedure, medication)
- SD4: <http://company.com/P2/SD4/share>
definition of allowed share for (activeField)
- SD5: <http://company.com/P2/SD5/share>
15 definition of allowed share for (screenPosition)
- CR3: <http://company.com/P2/CR3>
query for (patientID)

[00205] The share declaration SD3 indicates that values for “consultation”, “procedure”, and “medication” may be shared.

20 **[00206]** The share declarations SD4 and SD5 indicate that values for “activeField” and “screenPosition” may be shared. These share declarations relate to user interaction with the user interface of the patient medical database client 160. When a user changes screens within the patient medical database client 160 or moves the cursor from one field to another, the patient medical database client
25 sends this information to the agent server 140 to notify the agent server 140 of user interaction with the application.

[00207] The consume request CR3 is a simple query of the instance data in the collaboration for values having a predicate that includes “patientID”.

[00208] The participant definition for the proxy connector participant 904, labeled as P3 in Figure 21, has the following consume request definitions and share declarations:

- SD6: <http://company.com/P3/SD6/share>
 5 <http://thoughtwire.ca/ontology/2009/12/Directory#hasPredicate>
 <http://company.com/ehr/insuredAmount> .
- CR4: <http://company.com/P3/CR4>
 query for all (policyNumber, personID, consultation, procedure, medicine, serviceCost)

10 **[00209]** The consume request definitions and share declarations are registered in the collaboration model 916 as shown. The agent server 140 provides the user token generated by the identity server 148 to the clinical management application 164.

15 **[00210]** Further, the collaboration destruction conditions are instantiated in the collaboration model 916. These collaboration destruction conditions are reviewed regularly in conjunction with the logs maintained by the agent server 140 in the instance data 920, as well as upon the occurrence of certain events, namely the de-registration of participants, in accordance with the method 760. The agent server 140 registers sharing activity, consume request state changes and participant
 20 registrations and de-registrations in the logs in the instance data 920. Upon each participant de-registration event or after the passage of a regular interval of time, if earlier, the agent server 140 determines if any of the collaboration destruction conditions are satisfied in view of the information maintained in the logs.

25 **[00211]** The agent server 140 examines each participant definition and determines that the proxy connector participant P3 is a server-side participant. It then instantiates the proxy connector participant that communicates with the Web connector in the collaboration 912 and registers it therein. Upon registering the

proxy connector participant in the collaboration 912, the agent server 140 registers the participant registration in the logs in the instance data 920.

[00212] Figure 22 illustrates the state of the collaboration after registration of the proxy connector participant P3. As can be seen, the proxy connector participant (represented as P3) has been instantiated in the instance data 920, together with its consume request, CR4.

[00213] As soon as the proxy connector participant is registered in the collaboration 912, the agent server 140 evaluates its consume request CR4 using the method 740. As previously noted, consume request CR4 identifies a set of data; i.e., values for “policyNumber”, “personID”, “consultation”, “procedure”, “medication”, and “serviceCost”. The agent server 140 determines that the consume request CR4 has not undergone a state change as it is not yet satisfied; i.e., as values for this set of data are not in the instance data 920.

[00214] After the collaboration creation request has been transmitted and upon receipt of the user token, the clinical management application 164 transmits a participant registration request to the agent server 140. The participant registration request includes the participant definition URI, consume request URIs for CR1 and CR2, the user token received from the agent server 140, and an enable notifications request. Upon receipt of the participant registration request from the clinical management application 164, the agent server 140 registers the clinical management application 164 in the collaboration instance data 920 using the method 500. In addition, the agent server 140 registers the consume requests corresponding to the consume request definitions matching the URIs provided in the participant registration request. The agent server 140 then generates a participant token that the agent server 140 uses to uniquely identify the clinical management application 164 and the collaboration ID of the collaboration into which it has been registered, and returns it to the clinical management server 164 for use with future communications. Thereafter, the clinical management

application 164 polls the agent server 140 regularly to determine if any of its consume requests have undergone a state change. Further, the agent server 140 logs the registration of the clinical management application 164 and each poll received therefrom in the logs in the instance data 920.

5 **[00215]** Figure 23 illustrates the state of the collaboration after registration of the clinical management application 164. As can be seen, the clinical management application 164 (represented as P1) has been instantiated in the instance data 920, together with its consume requests, CR1 and CR2.

[00216] The clinical management application 164 enables a user to select
10 patients from a list, from an appointment calendar, etc. A user might select a patient when a patient arrives in the facility and is ready to be consulted with, examined or treated. Upon selection of a patient, the clinical management application 164 shares the value for “patientID” with the agent server 140, together with the URI of the corresponding share declaration for SD1, the participant token
15 received from the agent server 140, and the user token generated by the identity server 148. Upon receiving the shared value, the agent server 140 determines if the shared value is valid before putting the shared value on the value update queue using the method 600. The agent server 140 then processes the shared value in the value update queue, updates the value and the logs in the instance data 920,
20 and evaluates any consume requests using the method 700.

[00217] Figure 24 illustrates the state of the collaboration after the sharing of a value for “patientID” by the clinical management application 164. The value for “patientID” forms part of a first transaction, T1, as no transaction ID was received with the shared value.

25 **[00218]** As there are no consume requests that are registered in the instance data 920 that are newly satisfied by the new value (that is, neither CR1, CR2 nor CR4 are satisfied by the introduction of the new value, the agent server 140 does not flag any consume requests as having undergone a state change.

[00219] The patient medical database client 160 is then started up by the user, and asks the user for login credentials for the stateful data sharing service. Upon providing these login credentials, the patient medical database client 160 transmits these login credentials to the agent server 140. The agent server 140 forwards them to the identity server 148 for authentication. Upon authenticating the user login credentials, the identity server 148 generates a user token associated with the user's identity and returns it to the agent server 148, which, in turn, forwards it to the patient medical database client 160. Upon receipt of the user token, the patient medical database client 160 sends a participant registration request to the agent server 140 for processing using the method 300. The participant registration request includes the participant definition URI corresponding to the patient medical database client 160, the consume request URI for CR3, the user token, and an enable notifications request. The agent server 140 passes the user token to the identity server 148 for authentication. Upon verification of the user's identity, the agent server 140 finds the corresponding user space 908, determines that collaboration 912 is the only collaboration that the patient medical database client 160 is eligible to join and that has capacity for it, and proceeds to register the patient medical database client 160 in the collaboration instance data 920 using the method 500. In addition, the agent server 140 registers the consume request CR3 corresponding to the consume request definitions matching the URIs provided in the participant registration request. The agent server 140 then generates a participant token that the agent server 140 uses to uniquely identify the patient medical database client 160 and the collaboration ID of the collaboration into which it has been registered, and returns it to the patient medical database client 160 for use with future communications. Upon registering the patient medical database client 160 in the collaboration 912, the agent server 140 updates the logs in the instance data 920.

[00220] Figure 25 illustrates the state of the collaboration after registration of the patient medical database client 160 and the sharing of values for “activeField” and “screenPosition” by the patient medical database client 160. As can be seen, the patient medical database client 160 (represented as P2) has been instantiated in the instance data 920, together with its consume request, CR3. Upon receiving the shared values for “activeField” and “screenPosition”, the agent server 140 determines if the shared values are valid before putting the shared value on the value update queue using the method 600. The agent server 140 then processes the shared values in the value update queue, updates the value and the logs in the instance data 920, and evaluates any consume requests using the method 700. As can be appreciated, no consume requests include the newly-shared values. The patient medical database client 160 thereafter polls the agent server 140 regularly to determine if its consume request has undergone a state change. Each poll is registered in the logs in the instance data 920 by the agent server 140.

[00221] As soon as the patient medical database client 160 is registered in the collaboration 912, the agent server 140 evaluates its consume request CR3 using the method 740, as a enable notification request was sent with the participant registration request. As previously noted, consume request CR3 identifies “patientID”. The agent server 140 determines that the consume request CR3 has been satisfied and thus undergone a state change, and flags it accordingly. The agent server 140 then registers the state change of the consume request in the logs. Upon receipt of the next poll from the patient medical database client 160, the agent server 140 responds with the URI of the consume request CR3, together with the transaction ID for that transaction. When the patient medical database client 160 receives the URI of the consume request, it generates a request for the data item values having caused the state change in the consume request. This request includes the user token, the participant token, the URI corresponding to the consume request CR3, and the transaction ID for the transaction from which the

values are sought. The agent server 140, upon confirming the user token with the identity server 148, provides the value for “patientID” from the transaction identified by the transaction ID as requested by the patient medical database client 160. The providing of the values for the consume request is registered in the logs by the agent server 140.

[00222] Also of note is that each time the user interacts with the patient medical database client 160 to change the active field or the screen position, the patient medical database client 160 provides this information to the agent server 140. In this way, the agent server 140 is aware that the user is interacting with the patient medical database client 160, even if entries are not being made.

[00223] When the patient medical database client 160 receives a value for “patientID” from the agent server 140, it retrieves the corresponding data from the patient medical database 52 and presents the patient’s data via a user interface that enables the user to view previous entries and record new information. Assuming that the user is simply consulting with the patient, the user might enter in the length of time that the patient was consulted with into the patient medical database client 160. The patient medical database client 160 sends a communication to the database server 24 with the entry and, in turn, the database server 24 records the entry in the patient medical database 52. In addition, the patient medical database client 160 shares the data with the agent server 140. In particular, the patient medical database client 160 communicates the user token, the participant token, the URI of the share declaration SD3, values for “consultation”, “procedure”, and “medication”, and the transaction ID provided with the data it relied upon to generate the shared values (i.e., the value for “patientID”). Of note is that more than one value can be shared for any of these data items.

[00224] Upon receiving the shared data, the agent server 140 determines if it is ok to update the instance data with this value using the method 600, updates the instance data with the new values if permitted and evaluates any consume requests

using the method 700. In addition, the agent server 140 registers the sharing of values in the logs.

[00225] Figure 26 illustrates the state of the collaboration after sharing of the list of services provided by the patient medical database client 160. As can be seen, values for the list of services (i.e., “consultation”, “procedure”, and “medication”) provided is registered in the same transaction as the value for “patientID” with which they are associated.

[00226] As previously noted, consume request CR1 of the clinical management application 164 identifies data for “consultation”, “procedure”, and “medication”. The agent server 140 determines that the consume request CR1 has been satisfied and thus underwent a state change, and flags it accordingly. It registers this state change of this consume request in the logs. Upon receipt of the next poll from the clinical management application 164, the agent server 140 responds with the URI of the satisfied consume request CR1 and the transaction ID. When the clinical management application 164 receives the URI of the consume request, it generates a request for the data item values that caused a state change in the consume request. This request includes the user token, the participant token, the URI corresponding to the consume request CR1, and the transaction ID. The agent server 140, upon confirming the user token with the identity server 148, provides current value(s) for “consultation”, “procedure”, and “medication” that are in the instance data as requested by the clinical management application 164, and then registers the sharing of values with the clinical management application 164 in the logs.

[00227] In response to receiving the list of services provided, the clinical management application 164 calculates charges for each service provided. It then looks up the policy number and the person ID for the patient for their insurance coverage. The clinical management application 164 then shares values for “policyNumber”, “personID”, and “serviceCost” with the agent server 140, as well as

the URI of the associated share declaration SD2, the user token, the participant token, and the transaction ID provided with the data it relied upon to generate the shared values (i.e., values for “consultation”, “procedure”, and “medication”).

[00228] Upon receiving the shared values, the agent server 140 determines if it is
5 ok to update the instance data with these values using the method 600 and then updates these values in the instance data 920 and evaluates any consume requests using the method 700. The agent server 140 then registers the sharing of these values in the logs in the instance data 920.

[00229] Figure 27 illustrates the state of the collaboration after sharing of values
10 for “policyNumber”, “personID”, and “serviceCost” by the clinical management application 164. As can be seen, these values are registered in the same transaction as the values for “patientID”, “consultation”, “procedure”, and “medication” with which they are associated.

[00230] The agent server 140, in this case, determines that the consume request
15 C4 of the proxy connector participant 904 has been satisfied and thus undergone a state change. This state change of the consume request is registered in the logs by the agent server 140. As the proxy connector participant 904 is a server-side participant, the agent server 140 does not flag the consume request as having changed state, but instead sends the values satisfying the consume request CR4
20 (i.e., values having predicates including “policyNumber”, “personID”, “consultation”, “procedure”, “medication”, including a translation of the standard service codes to carrier-specific codes, and “serviceCost”) to the proxy connector participant 904, together with the user token, a participant token generated by the agent server 140 for the proxy connector participant 904 for this collaboration, the URI of the
25 consume request that changed state, and the URI of the participant definition 208 of the proxy connector participant 904. The agent server 140 then registers this providing of values to the proxy connector participant in the logs. The proxy connector participant 904 then passes these values to the Web connector, together

with the user token, the participant definition URI, and the consume request definition URI.

[00231] In response, the Web connector retrieves the consume request definition CR4 and any associated share declarations (SD4) from the directory server 144.

5 The consume request definition CR4 includes the syntax for generating the URL of the page to be interacted with served by the Web portal server 32 and any information as to where to enter data on the page, controls to interact with, etc. The Web connector then generates a page request from the Web portal server 32, enters the values for “policyNumber”, “personID”, “consultation”, “procedure”, and
10 “medication”, and “serviceCost” on the page, and retrieves another page by interacting with a button on the page. Next, the Web connector reads data for the “insuranceCoveredAmount” for each service provided from this subsequent page using instructions in the consume request definition CR4 and provides data item values read to the proxy connector participant along with the URI of the share
15 declaration SD4. The proxy connector participant, in turn, shares these values with the collaboration via the agent server 140.

[00232] Upon receiving the shared data from the proxy connector participant 904, the agent server 140 determines if it is ok to update the instance data with this value using the method 600 and then updates these values in the instance data
20 920 and evaluates any consume requests using the method 700. The sharing of these values is registered by the agent server 140 in the logs in the instance data 920.

[00233] Figure 28 illustrates the state of the collaboration after sharing of the insured amounts by the proxy connector participant 904. As can be seen, these
25 values are registered in the same transaction as the values for “patientID”, “consultation”, “procedure”, and “medication”, provided with which they are associated.

[00234] As previously noted, consume request CR2 of the clinical management application 164 identifies a single data having a predicate of “insuranceCoveredAmount”. The agent server 140 uses the ontology dataset in the collaboration model 916 as represented in Figure 22 to resolve
5 “insuranceCoveredAmount”, which does not appear in the collaboration instance data 920, to “insuredAmount”, which does appear in the collaboration instance data 920. It thus determines that the consume request CR2 has been satisfied, thereby changing its state, and flags it accordingly. Additionally, the agent server 140 registers the state change for the consume request in the logs. Upon receipt of the
10 next poll from the clinical management application 164, the agent server 140 responds with the URI of the consume request CR2 that changed state and the transaction ID. When the clinical management application 164 receives the URI of the consume request that changed state, it generates a request for the data item values for the consume request CR2. This request includes the user token, the
15 participant token, the URI corresponding to the consume request CR2, and the same transaction ID. The agent server 140, upon confirming the user token with the identity server 148, provides the current value(s) for “insuredAmount” as indirectly-requested by the clinical management application 164, and registers providing these values to the clinical management application 164 in the logs in the
20 instance data 920.

[00235] Upon receiving the insured amounts from the agent server 140, the clinical management application can complete an invoice for the services provided to the patient that shows the amount payable for each service provided net of the insured amount.

[00236] When the user selects another patient via the clinical management application 164, the clinical management application 164 shares the new value for “patientID” with the agent server 140. As the newly-shared data is not

accompanied by a transaction ID, the agent server 140 opens a new transaction for the newly-shared data and updates the logs.

[00237] Figure 29 illustrates the state of the collaboration after a new patient has been selected in the clinical management application 164. As can be seen, the agent server 140 has created a new transaction for the newly-shared value for “patientID”, as it is not associated with any previously-received data.

[00238] As previously noted, the collaboration destruction conditions are reviewed regularly in conjunction with the logs maintained by the agent server 140 in the instance data 920, as well as upon the occurrence of certain events, namely the de-registration of participants in accordance with the method 760. Upon each participant de-registration event or after the passage of a regular interval of time, if earlier, the agent server 140 determines if any of the collaboration destruction conditions are satisfied in view of the information maintained in the logs. In particular, the agent server 140 determines if:

- the last log entry for a value share was received more than 30 minutes ago;
- the last log entry for a state change of a consume request was received more than 60 minutes ago; and
- the last de-registration of a clinical management application like clinical management application 164 was more than one minute ago and was not followed with a registration of a clinical management application.

[00239] If any of these conditions are true, then the agent server 140 de-registers the remaining registered participants and destroys the collaboration.

[00240] The data-sharing server computer system 100 thus manages the destruction of collaborations that are deemed to unlikely provide further benefit without the need to manually terminate collaborations that would otherwise persist for a period of time, or the need to manually reboot the data-sharing service, possibly via a reboot of the operating system of the data-sharing server computer system 100. In this manner, the risk of sensitive data being inappropriately

exposed can be reduced, resources can be freed earlier, and participants can more likely be registered in active collaborations and grouped with other active participants.

5 **[00241]** While the method of managing data sharing sessions in accordance with the invention has been described with respect to a particular embodiment, those skilled in the art will appreciate that various modifications can be made without affecting the underlying inventive approach.

10 **[00242]** While the main embodiment describes the various components of the stateful data-sharing service residing on the same physical computer, those skilled in the art will appreciate that the components can reside on separate physical computers.

[00243] The collaboration destruction conditions can be stored elsewhere, such as in the participant definitions, an external resource such as a database, etc.

15 **[00244]** The collaboration destruction conditions can be universal across all collaborations.

[00245] The logs, or the information therein used to determine if a collaboration destruction condition has been satisfied, can be stored elsewhere, such as in an external log file, a database, etc. Logs may be maintained for events impacting each collaboration destruction condition.

20 **[00246]** While, in the above-described embodiment, the determination of the satisfaction of the collaboration destruction conditions is performed every x seconds or upon the de-registration of a participant, those skilled in the art will appreciate that this determination may be performed upon each and every event, such as a sharing of data item values, at regular time intervals only, etc.

25 **[00247]** The stateful data-sharing service can destroy a collaboration without de-registering participants.

[00248] Participant definitions and other artefacts relating to a collaboration can be defined within collaboration definitions and stored as a single artefact and

parsed by the data-sharing server computer system in such a manner that participants are not provided access to the participant definitions of other participants, etc. Alternatively, the participant definitions and other artefacts can be assembled with the collaboration definition and delivered to a requesting system at
5 the time the request is made.

[00249] The participant definitions, the collaboration definitions and other artefacts can be stored in various manners, such as files, database entries, etc.

[00250] While, in the described embodiments, the participant definitions, ontology datasets, etc. are instantiated in a collaboration model, they can also be retrieved
10 from non-volatile storage as needed.

[00251] The various artefacts for collaborations can be stored as files, configuration scripts, configuration parameters stored in a database, etc.

[00252] Software systems can register as participants in collaborations without knowledge of all of the consume request definitions and share declarations defined
15 for their participant type. In this case, a participant can register with a directory consume request for information from the participant definition stored in the collaboration model, including a list of consume request definitions and share declarations. This special type of registration allows the participant to register more than once without removing itself from the collaboration first. The reason for that is
20 that the participant can only register once in the instance of the collaboration but there is no such restriction in the model since all such registrations are idempotent as information cannot be shared into the model. The participant can then re-register in the collaboration with an indication of which of the permitted consume requests set out in the consume request declarations it wants to be notified of
25 updated values for. Participants can be generally configured to register consume requests corresponding to all consume request definitions listed in the participant definition, but can also be configured to only register a subset thereof upon being provided with a list of the consume request definitions in the collaboration model.

[00253] The data-sharing server computer system can enable notifications for each participant in a collaboration without explicit notification from the software systems themselves. In a particular embodiment, software systems can be notified of values for their consume requests having changed states by default, but could
5 indicate that they wish to delay receiving such notifications as desired.

[00254] While, in the above-described embodiment, the software systems poll the data-sharing server computer system to determine if updated values are available, the software systems can be notified of updates to requested data item values in other ways. For example, software systems can register endpoints at which they
10 can be notified by the data-sharing server computer system when updated data item values are available. The data item values can also be provided directly to notify the software systems of the updates. Other methods by which the software systems can be notified of updated data item values will occur to those skilled in the art.

[00255] The data-sharing server computer system can be configured to enable
15 more than one software system of the same type to participate in a collaboration. In such cases, a set of rules can define what data is accepted from each software system. For example, where two or more software systems are allowed to join a collaboration, the first may be an active participant, whereas the others may be
20 allowed to receive shared values from the collaboration, but not share values to the collaboration. In another alternative mode, both participants may be permitted to share data to the collaboration, but the data shared by one of the participants may be given priority over the data shared by the other participants.

[00256] The share declarations can specify the kind of data being shared in a
25 variety of manners, so that shared data will only be accepted if it is in the right form. For example, if a data item in a share declaration is defined as numeric, the data-sharing server computer system can reject non-numeric values for that data item.

[00257] The data-sharing server computer system can process data item values shared by software systems non-sequentially. For example, if there are numerous sets of data item values for the same share declaration in the update queue, the data-sharing server computer system can process only the last-received set of data
5 item values for the current transaction, if any, and discard the rest from the queue.

[00258] The lifetime of the shared data values can be enforced by the data-sharing server computer system. It will be understood that the time information for data shared by computing devices other than the data-sharing server computer system may need to be adjusted to compensate for differences between the
10 computing device that generated the time information and the data-sharing server computer system's time.

[00259] The data-sharing server computer system can process a subset of the registered consume requests that are believed to relate to updated data item values in an alternative mode. In this manner, processor load can be reduced.

[00260] While, in the above-described embodiment, the data-sharing server computer system permits participant registration with and without a collaboration ID, it could enforce either registration with a collaboration ID or it could ignore/not accept collaboration IDs and assign participants to collaborations based on heuristics. Further, the data-sharing server computer system may disallow
15 participant registration without registering into a collaboration in some or all scenarios.
20

[00261] In other modes, where there is more than one collaboration that a participant may be registered into, the data-sharing server computer system can be configured to register the participant into a particular collaboration based on
25 heuristics. For example, the data-sharing server computer system can be configured to register the participant into the most recently created collaboration, the earliest created collaboration, or the collaboration with the most recent data-sharing activity (i.e., the receipt of values shared by a participant).

[00262] While the invention has been described with specificity to a JAVA programming language implementation, other types of implementations will occur to those of skill in the art. For example, the stateful data sharing service could be written in any one of a number of programming languages, such as Microsoft's C# or Javascript. Any general purpose programming language could be substituted.

[00263] Instead of processing all consume requests each time data values are changed, it may be desirable in some circumstances to determine which consume requests are or may be applicable based on the semantic information. In another alternative configuration, all consume requests can be processed independent of the receipt of data item values at a somewhat regular frequency, such as every 100 milliseconds.

[00264] Instead of storing various artefacts such as collaboration definitions and participant definitions in the directory persistently, the software systems can provide this information as required, such as during registration.

[00265] The interfaces of the various components of the stateful data-sharing service could be substituted with any of a variety of interfaces, such as JAVA Remote Method Invocation, MICROSOFT .NET WINDOWS Communication Framework, Message queue style communications or even simple function calls.

[00266] RDF can be replaced as the metadata format by other types of metadata languages such as, for example, DAML, and XML.

[00267] SPARQL is only one possible query language for use in constructing standing queries. Other examples include XsRQL and RQL.

[00268] The stateful data-sharing service can maintain and update separate transactions in the shared value space or can create separate shared value spaces for each type of transaction.

[00269] While a value update queue is used in the above-described embodiment, other methods of processing sets of data item values could be used. For example, alternative methods include the use of an exclusive lock, parallel execution with

exclusive data spaces or any other method that ensures a consistent end-state for the shared value space after update.

[00270] Any identifier that provides uniqueness within the referenceable address space would work in place of URIs. For example, an integer or a Globally Unique Identifier (“GUID”) could be employed.

[00271] Various components of the stateful data-sharing service can be used with multiple other instances of a component. For example, a single directory server can be used for two or more agent servers.

[00272] Consume requests can be semantically resolved to data items specified in the share declarations of other participants as part of a pre-processing stage for the standing requests, in some cases.

[00273] When processing data item values received from software systems, the data-sharing server computer system can alternatively ignore all but the latest values for a share declaration URI, thereby discarding previous values generated for the same or a prior transaction.

[00274] Other methods for associating software systems with a user can be used. For example, a user can log into the data-sharing server computer system and the IP address of the personal computing device from which the login request is received can be associated with the user for future communications. In another example, each software system can be required to provide login credentials for the user to the data-sharing server computer system. The participant token thereafter generated by the data-sharing server computer system and used by the software system for future communications can be associated with the user’s identity. Still yet other methods will occur to those skilled in the art.

[00275] The stateful data-sharing service can create collaborations for a user wherein software system types for a collaboration are not pre-specified. In this manner, all software systems executing on the user’s computing device can share via a single collaboration on an ad-hoc basis.

[00276] The data-sharing server computer system can be configured to create a collaboration when a participant registration request is received from a software system and no existing collaboration which the software system is permitted to join has capacity for it.

5 **[00277]** Computer-executable instructions for implementing the stateful data sharing service on a computer system could be provided separately from the computer system, for example, on a computer-readable medium (such as, for example, an optical disk, a hard disk, a USB drive or a media card) or by making them available for downloading over a communications network, such as the
10 Internet. The computer-executable instructions could be bundled with one or more software systems. For example, visiting a website that includes software system functionality could trigger a download event for the computer-executable instructions.

[00278] The above-described embodiments are intended to be examples of the
15 present invention and alterations and modifications may be effected thereto, by those of skill in the art, without departing from the scope of the invention that is defined solely by the claims appended hereto.

What is claimed is:

1. A method for managing data sharing sessions, comprising:
managing a data-sharing session with a computer system, said data-sharing session having a set of software systems participating therein,
5 maintaining requests, by said computer system, for said software systems for sets of requested data;
storing, by said computer system, values for shared data items received from said software systems in said data-sharing session;
resolving, by said computer system, said shared data items to at least one
10 of said sets of said requested data using semantic descriptions provided for said shared data items and said requested data items;
notifying, by said computer system, said software systems requesting said at least one set of said requested data whenever updates to said values of said shared data items resolving to said at least one set of said requested data are
15 available; and
destroying, by said computer system, said data-sharing session if there is one of an absence of activity and an absence of one of said software systems having a particular characteristic in said data-sharing session.
2. The method of claim 1, wherein said absence of activity comprises a first
20 pre-determined period of time passing during which said values of said shared data items in said data-sharing session are unmodified by said software systems.
3. The method of claim 2, wherein at least one of said shared data items relates to a state of a control on a user interface of one of said software systems.

4. The method of claim 1, wherein said absence of activity comprises an absence of said available updates to said values of said shared data items resolving to said at least one set of said requested data during a first pre-determined period of time.
- 5 5. The method of claim 4, further comprising:
removing, by said computer system, one of said values of said shared data items resolving to one of said requested data in one of said sets upon receiving a request from one of said software systems to remove said one value;
and
10 notifying, by said computer system, said software systems requesting said one set of said requested data of said removing of said one value,
wherein said absence of activity further comprises an absence of said requests from said software systems to remove said values resolving to any of said requested data in said sets during said first pre-determined period of time.
- 15 6. The method of claim 1, wherein said particular characteristic comprises being a particular software system type.
7. The method of claim 6, wherein said absence of said one software system of said particular software system type comprises a second pre-determined period of time during which one of said software systems of said particular
20 software system type is unregistered in said data-sharing session.
8. The method of claim 6, wherein said absence of said one software system of said particular software system type comprises a second pre-determined

period of time subsequent to a de-registration of said one software system of said particular software system type during which one of said software systems of said particular software system type is unregistered in said data-sharing session.

9. The method of claim 6, wherein said destroying comprises destroying said data-sharing session when one of said software systems of said particular software system type de-registers from said data-sharing session.

10. The method of claim 1, wherein each of said software systems is of a software system type, each said software system type having a definition identifying which of said shared data items said software system type may share, and wherein said particular characteristic comprises being of one of a subset of said software system types that may share a particular one of said shared data items.

11. The method of claim 1, wherein each of said software systems is of a software system type, each said software system type having a definition identifying which of said requested data said software system type may request, and wherein said particular characteristic comprises being one of a subset of said software system types that may request a particular one of said requested data.

12. The method of claim 1, wherein said characteristic is that said software system has a component that executes on a personal computing device.

13. A computer system for managing data sharing sessions, comprising:

a processor;

storage; and

a server executed by said processor and managing a data-sharing session in storage, said server having an interface receiving registration requests
5 from software systems, said server being configured to register each of said software systems in said data-sharing session, said server maintaining a request for a set of requested data for a first of said software systems in said data-sharing session and resolving said set of said requested data to a set of shared data items received from other of said software systems in said data-sharing
10 session based on semantic descriptions of said set of said requested data and said shared data items, said server notifying said first software system whenever updates to values of said shared data items resolving to said set of said requested data are available, said server destroying said data-sharing session if there is one of an absence of activity and an absence of one of said software
15 systems having a particular characteristic in said data-sharing session.

14. The computer system of claim 13, wherein said absence of activity comprises a first pre-determined period of time passing during which said values of said shared data items in said data-sharing session are unmodified by said software systems.

20 15. The computer system of claim 14, wherein at least one of said shared data items relates to a state of a control on a user interface of one of said software systems.

16. The computer system of claim 13, wherein said absence of activity comprises an absence of said updates to said values of said shared data items

resolving to said set of said requested data during a first pre-determined period of time.

17. The computer system of claim 16, wherein said server removes one of said values of said shared data items resolving to one of said requested data in said set upon receiving a request from one of said software systems to remove said value, said server notifying said first software system of said removing of said one value of said shared data items resolving to said one requested data, wherein said absence of activity further comprises an absence of said requests from said software systems to remove any of said values of said shared data items resolving to said requested data in said sets during said first pre-determined period of time.

18. The computer system of claim 13, wherein said particular characteristic comprises being a particular software system type.

19. The computer system of claim 18, wherein said absence of said one software system of said particular software system type comprises a second pre-determined period of time during which one of said software systems of said particular software system type is unregistered in said data-sharing session.

20. The computer system of claim 18, wherein said absence of said one software system of said particular software system type comprises a second pre-determined period of time subsequent to a de-registration of said one software system of said particular software system type during which one of said software

systems of said particular software system type is unregistered in said data-sharing session.

21. The computer system of claim 18, wherein said server destroys said data-sharing session when one of said software systems of said particular software system type de-registers from said data-sharing session.

22. The computer system of claim 13, wherein each of said software systems is of a software system type, each said software system type having a definition identifying which of said shared data items said software system type may share, and wherein said particular characteristic comprises being of one of a subset of said software system types that may share a particular one of said shared data items.

23. The computer system of claim 13, wherein each of said software systems is of a software system type, each said software system type having a definition identifying which of said requested data said software system type may request, and wherein said particular characteristic comprises being one of a subset of said software system types that may request a particular one of said requested data.

24. The computer system of claim 13, wherein said characteristic is that said software system has a component that executes on a personal computing device.

25. A method for managing data sharing sessions, comprising:

managing a plurality of data-sharing sessions with a computer system, each said data-sharing session having a set of software systems participating therein;

maintaining requests, by said computer system, for said software systems
5 for sets of requested data;

storing, by said computer system, values for at least one shared data item received from said software systems in said data-sharing session;

resolving, by said computer system, said shared data items to at least one of said sets of said requested data using semantic descriptions provided for said
10 shared data items and said requested data;

notifying, by said computer system, said software systems requesting said at least one set of said requested data of available updates to said values of said shared data items resolving to said at least one set of said requested data; and

destroying, by said computer system, one of said data-sharing sessions
15 based on one of an absence of activity in said one data-sharing session, an absence of one of said software systems having a particular characteristic in said one data-sharing session, and a static value associated with said one data-sharing session.

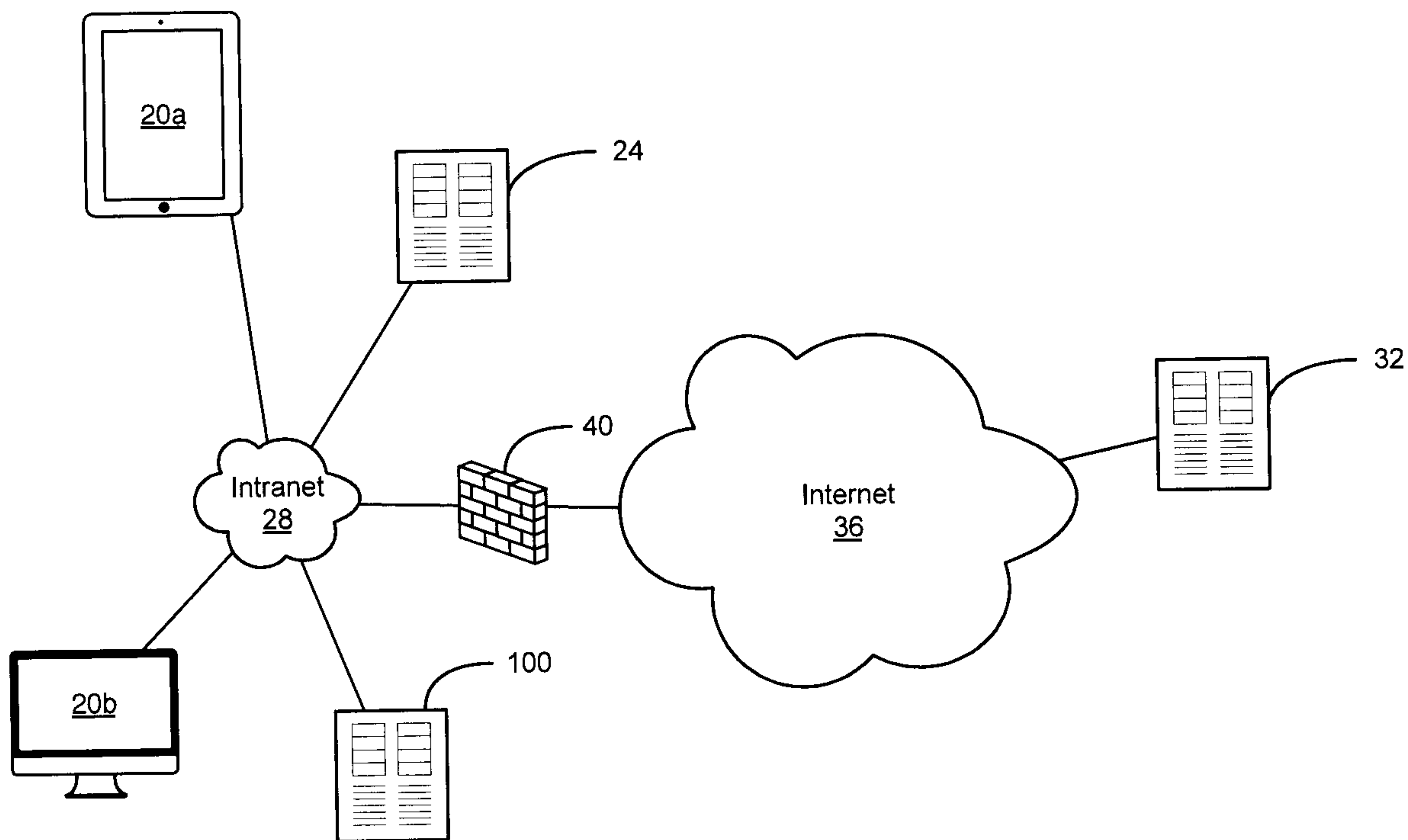


Figure 1

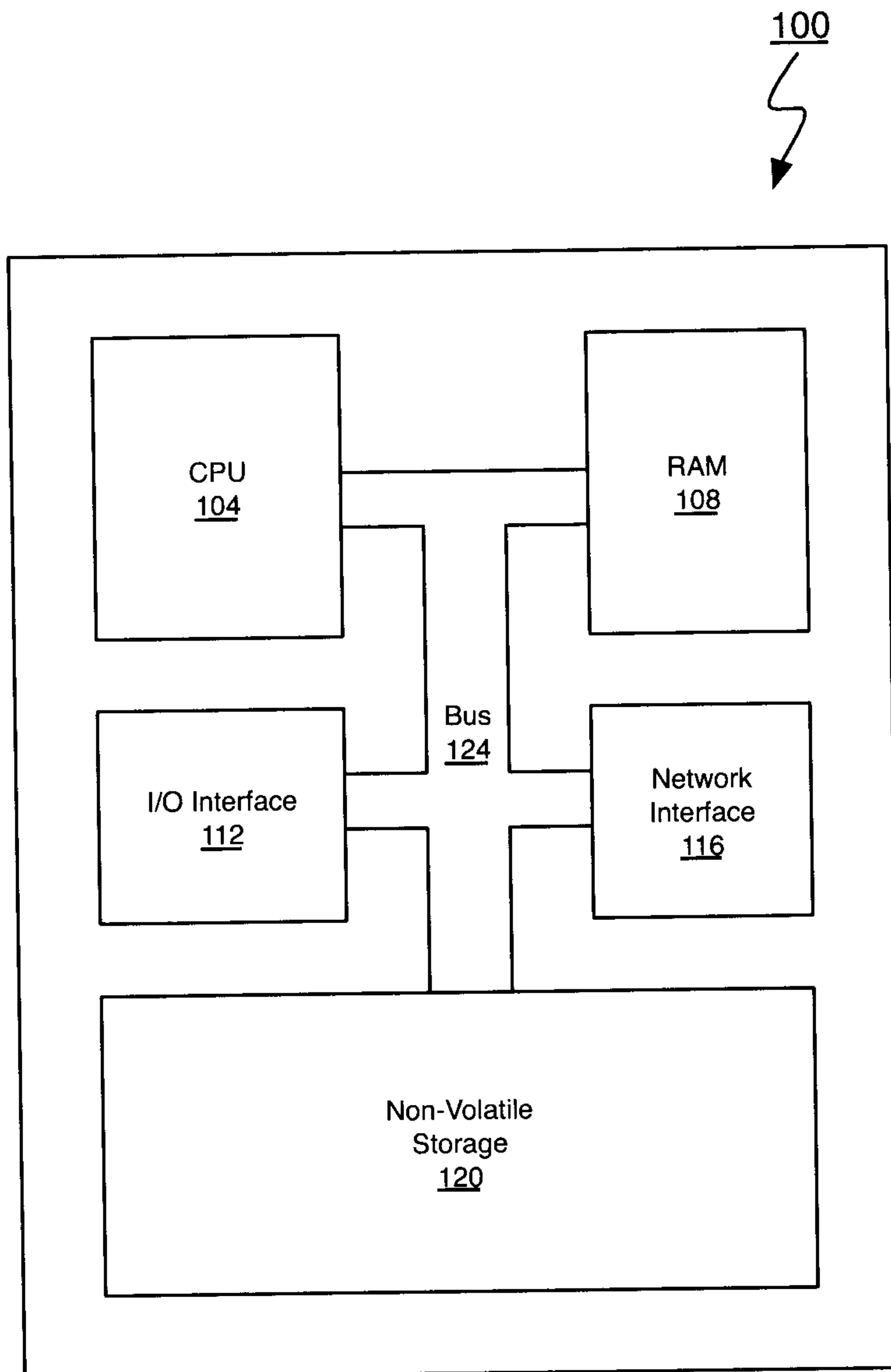


Figure 2

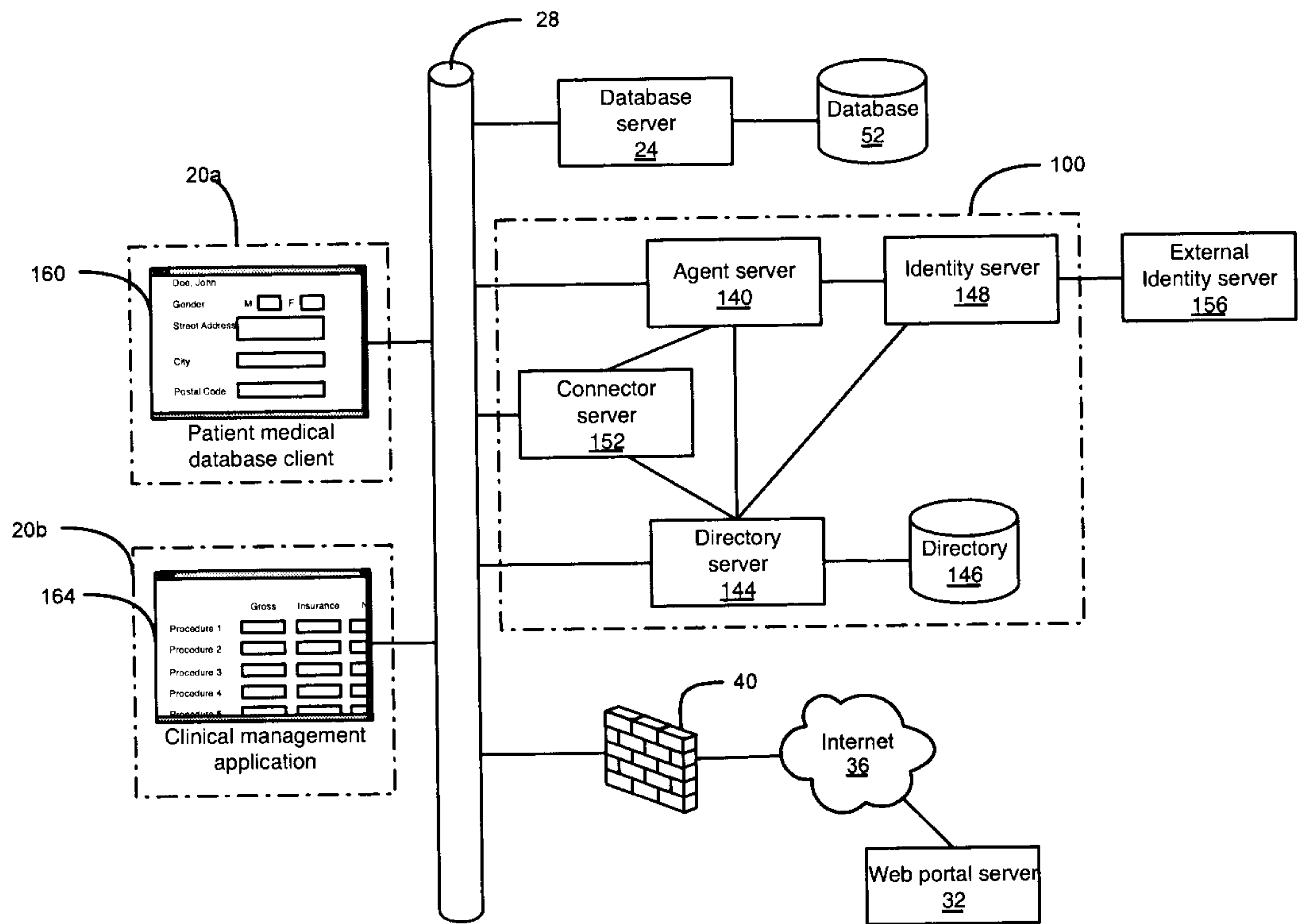


Figure 3

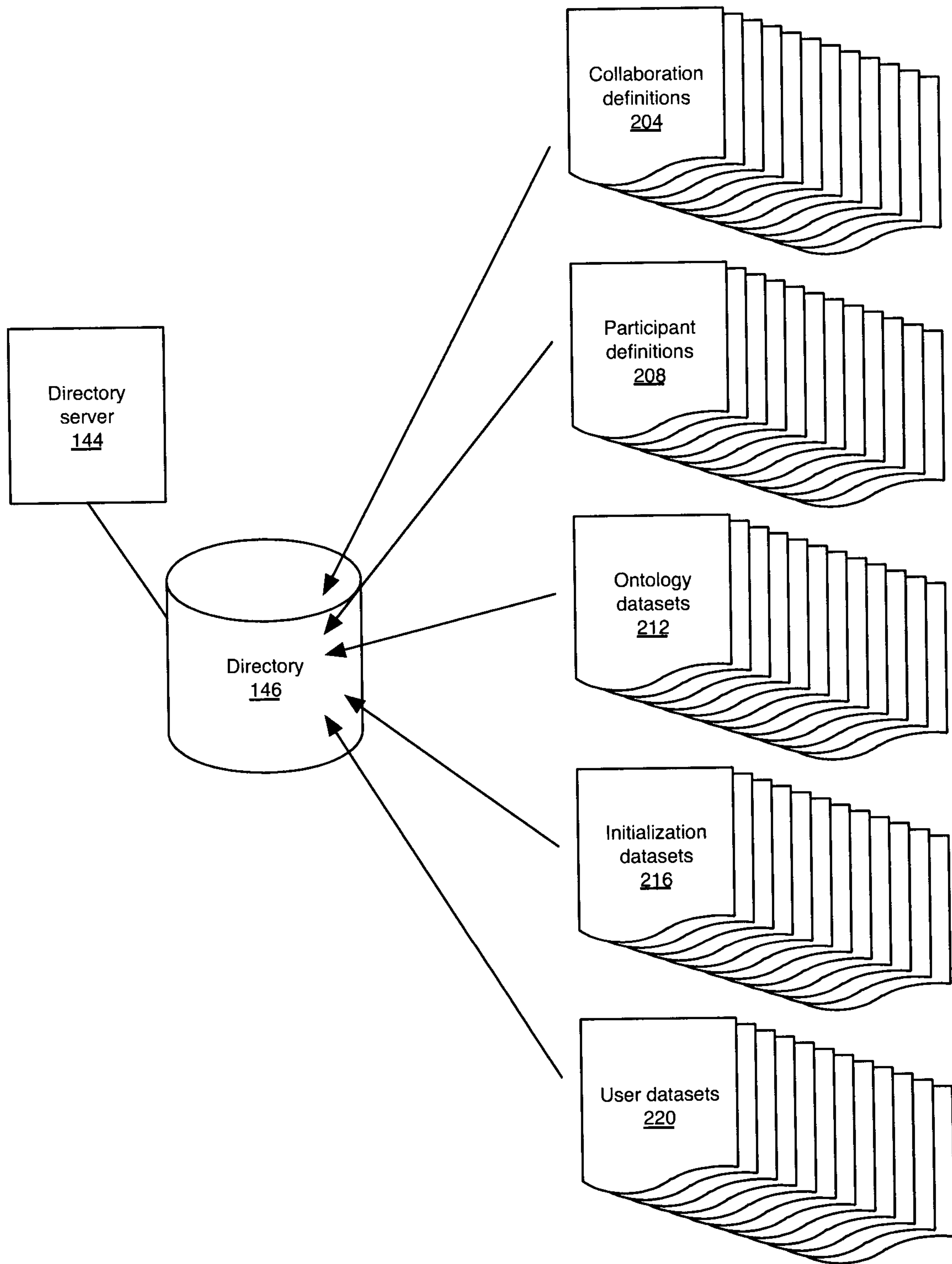


Figure 4

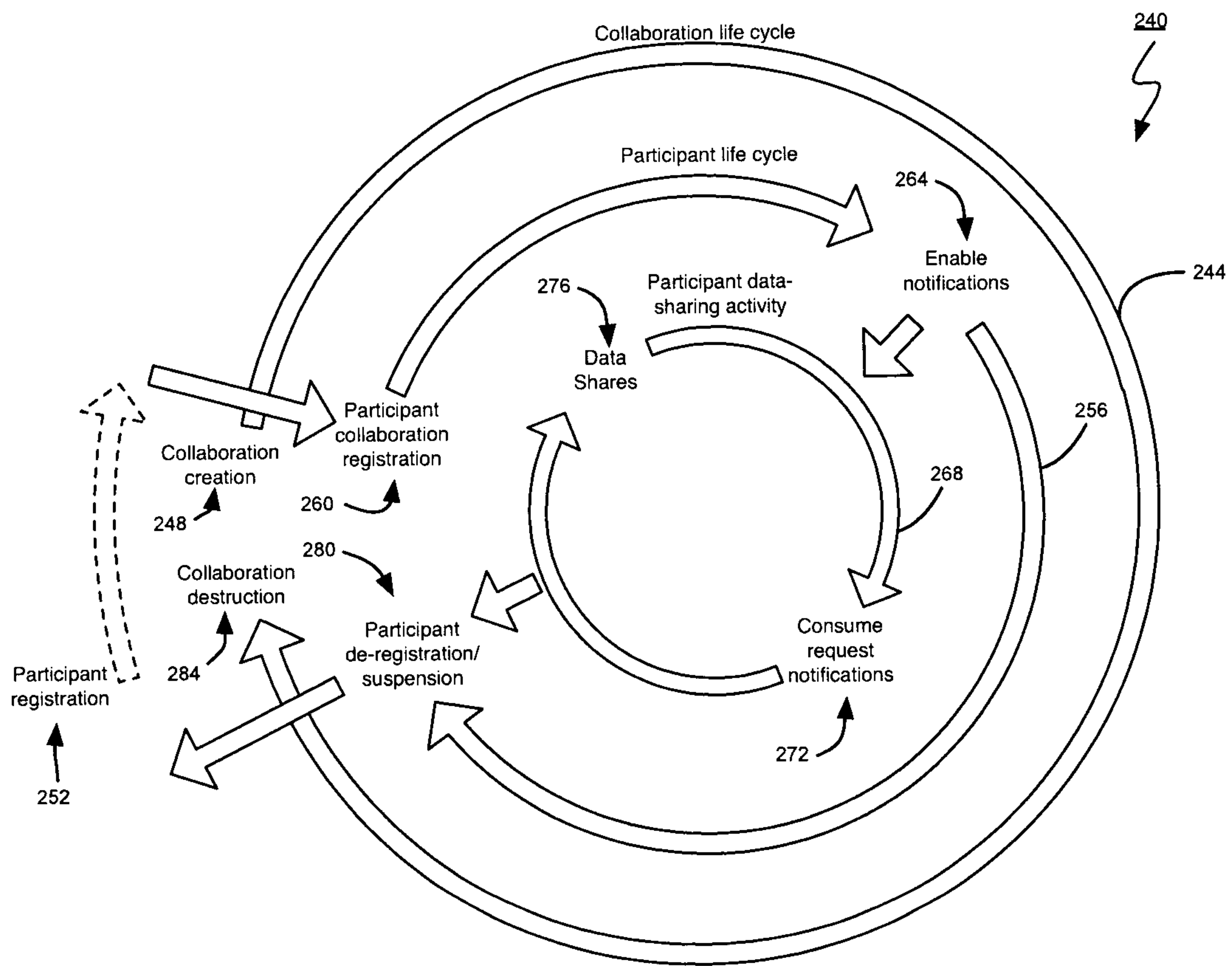


Figure 5

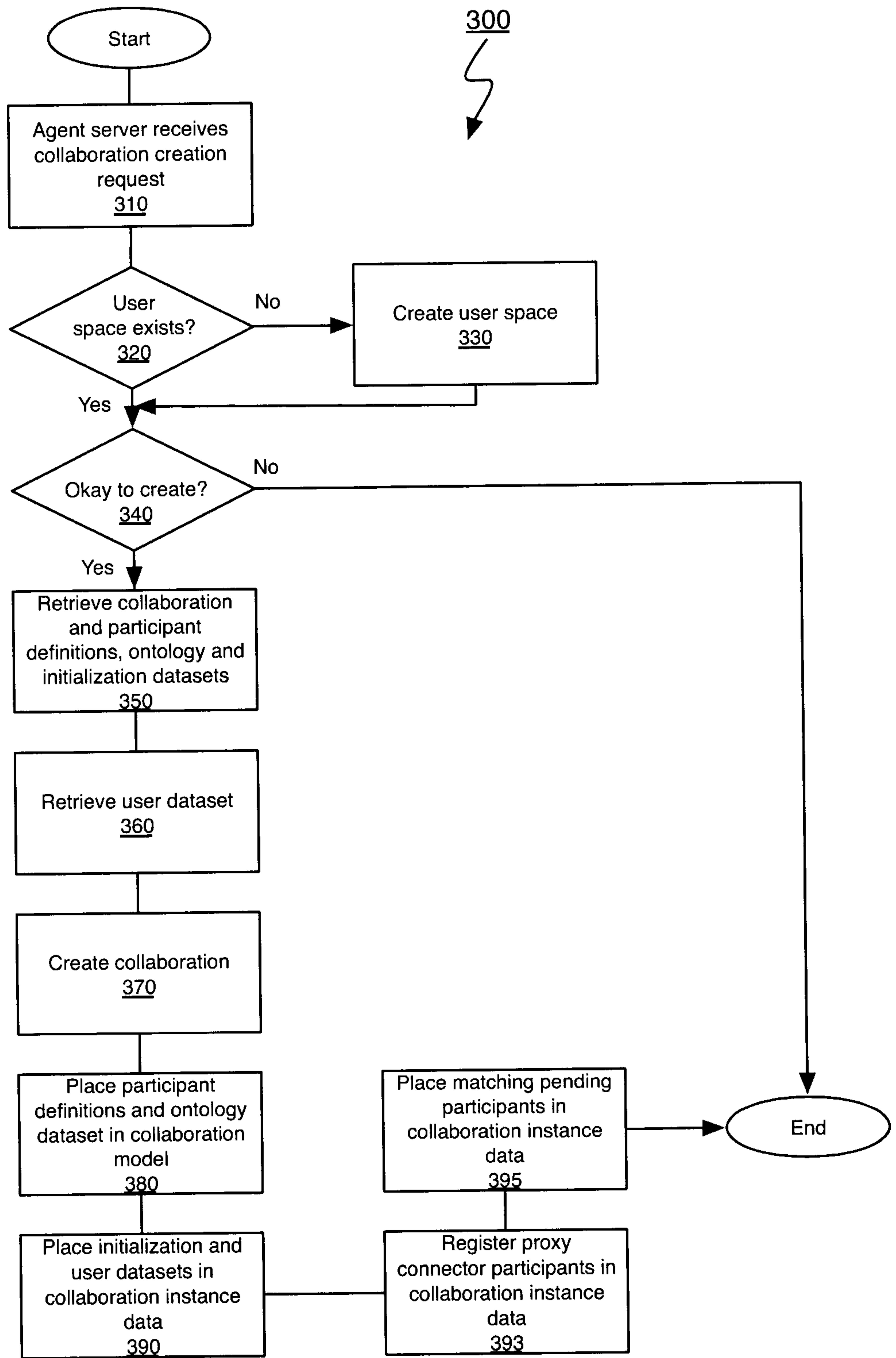


Figure 6

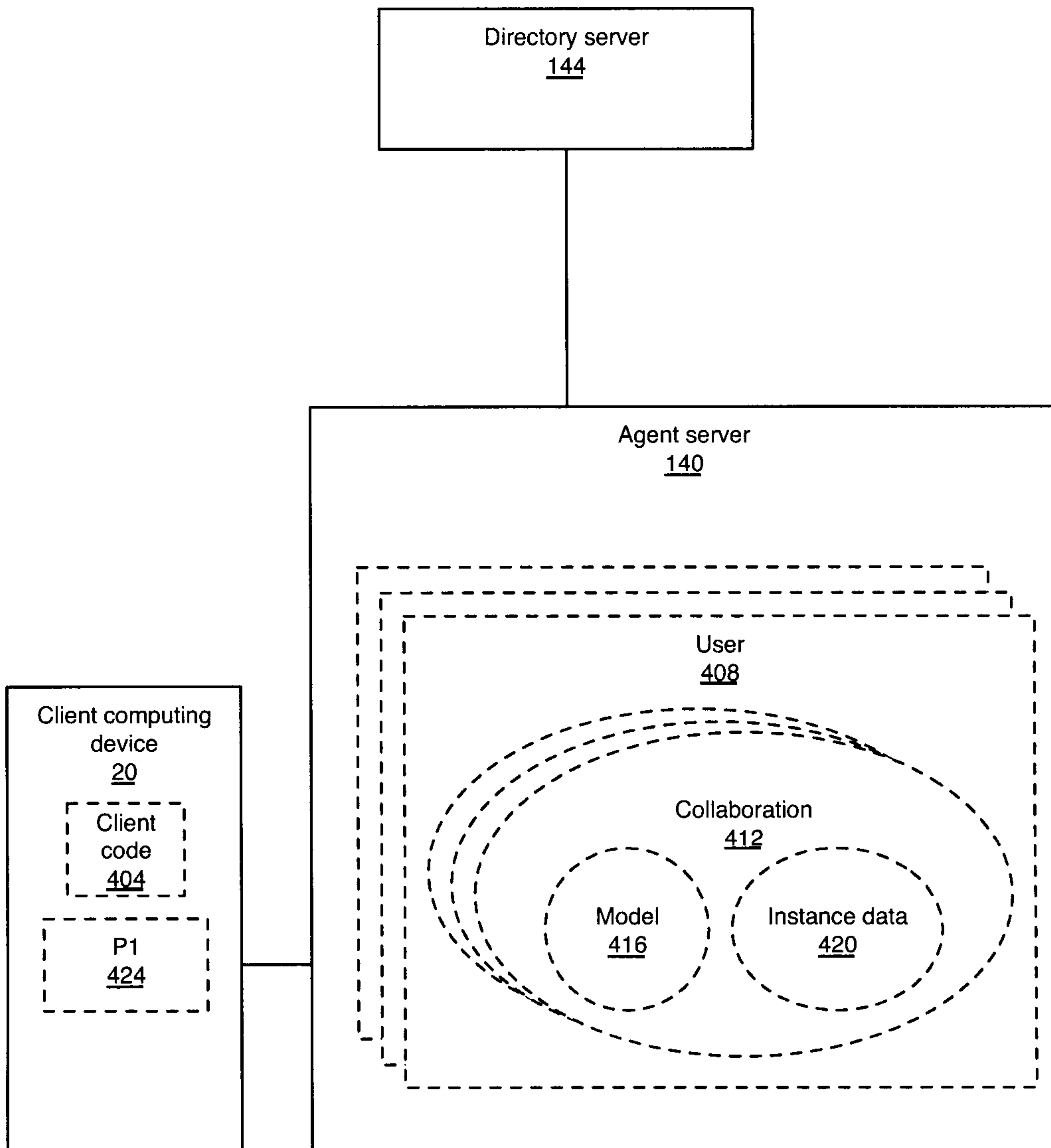


Figure 7

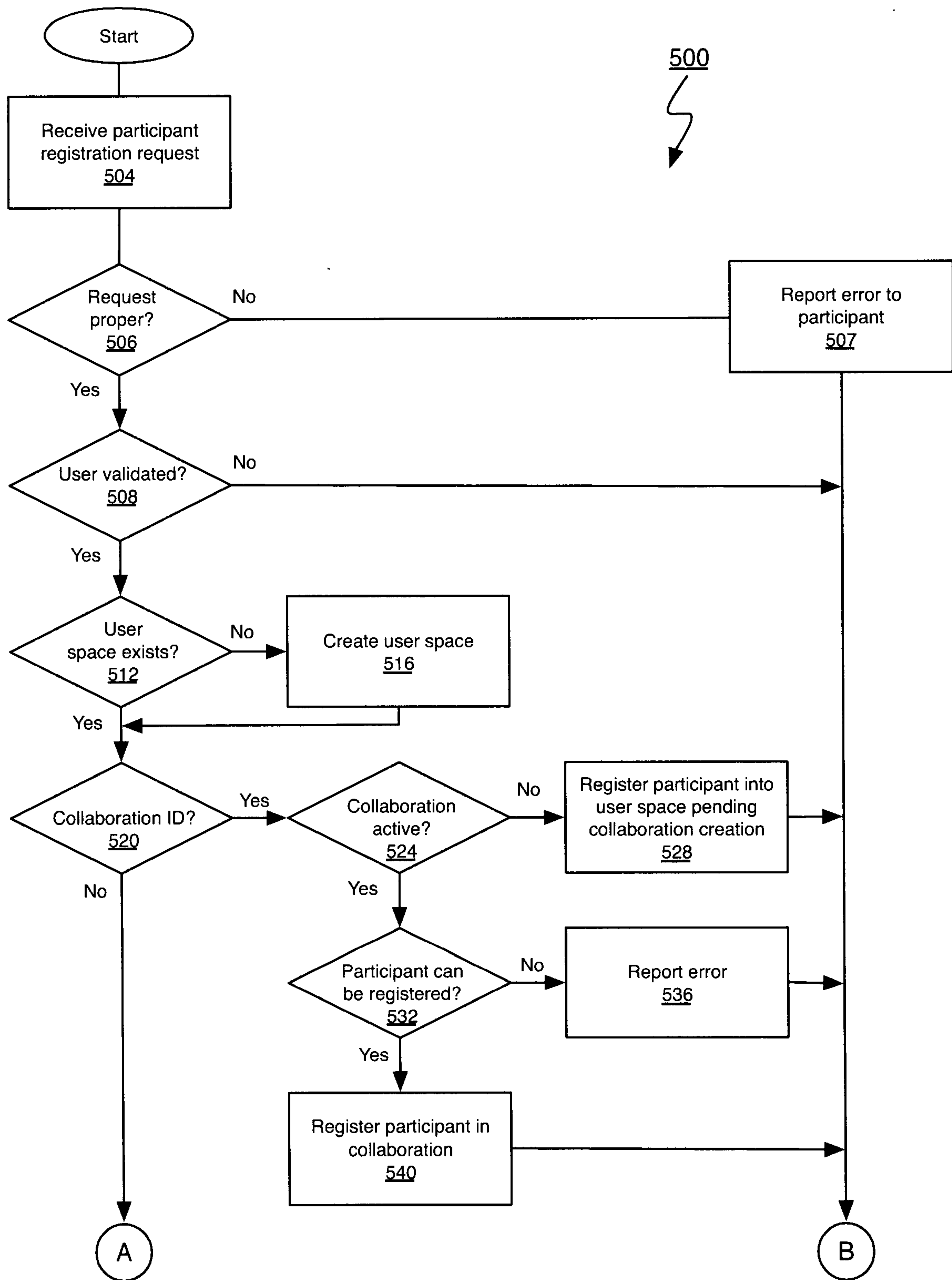


Figure 8A

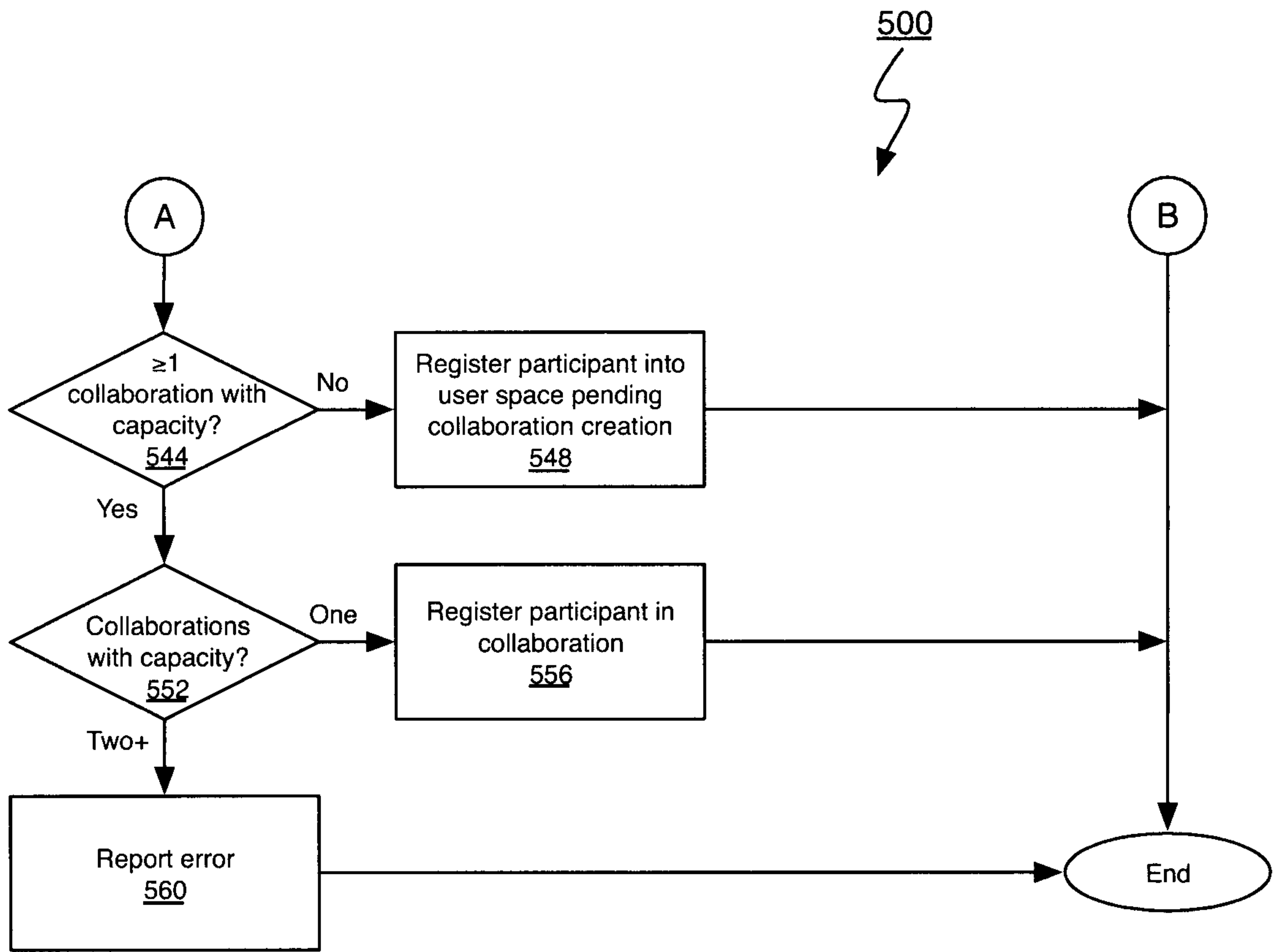


Figure 8B

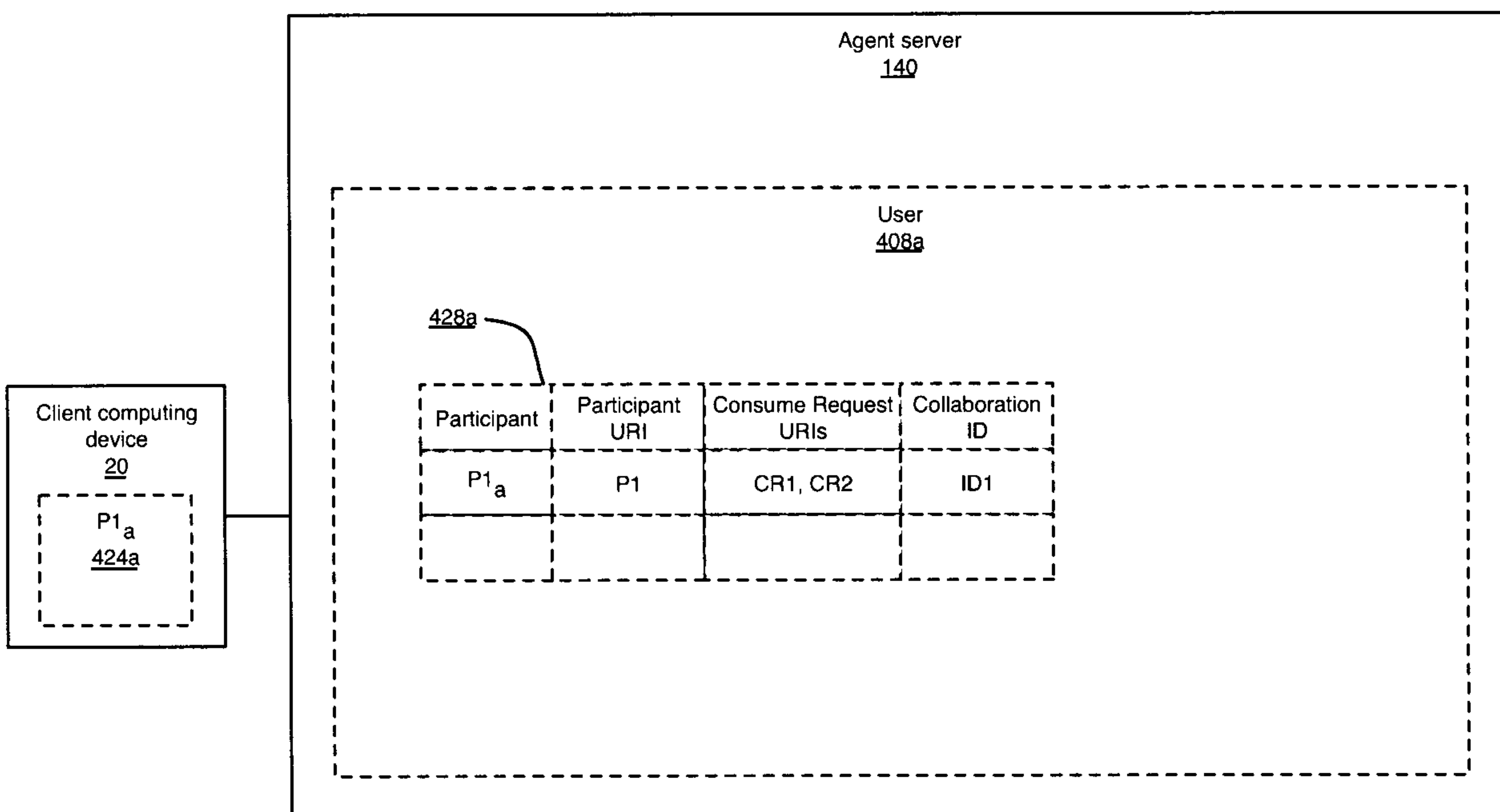


Figure 9

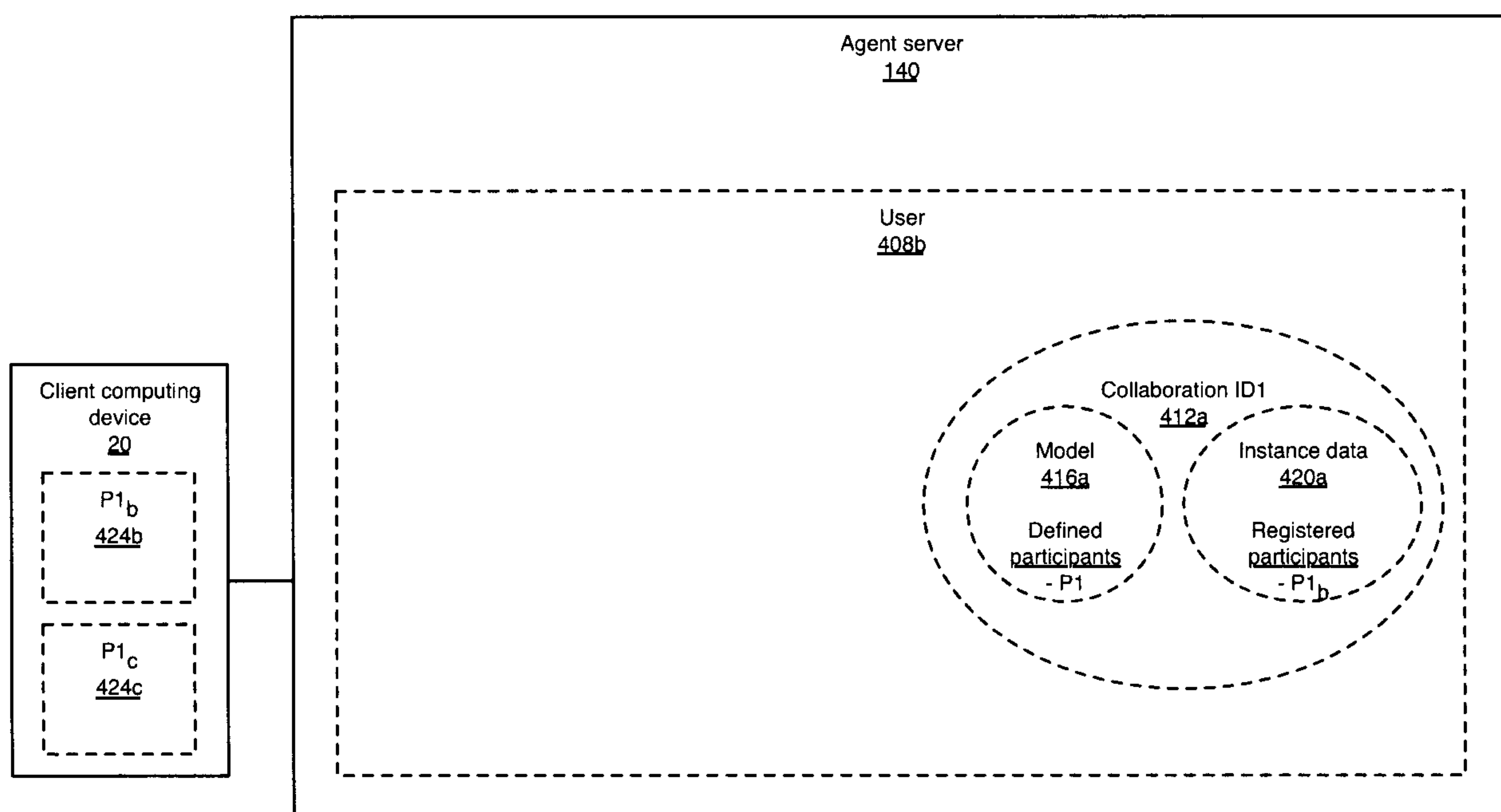


Figure 10

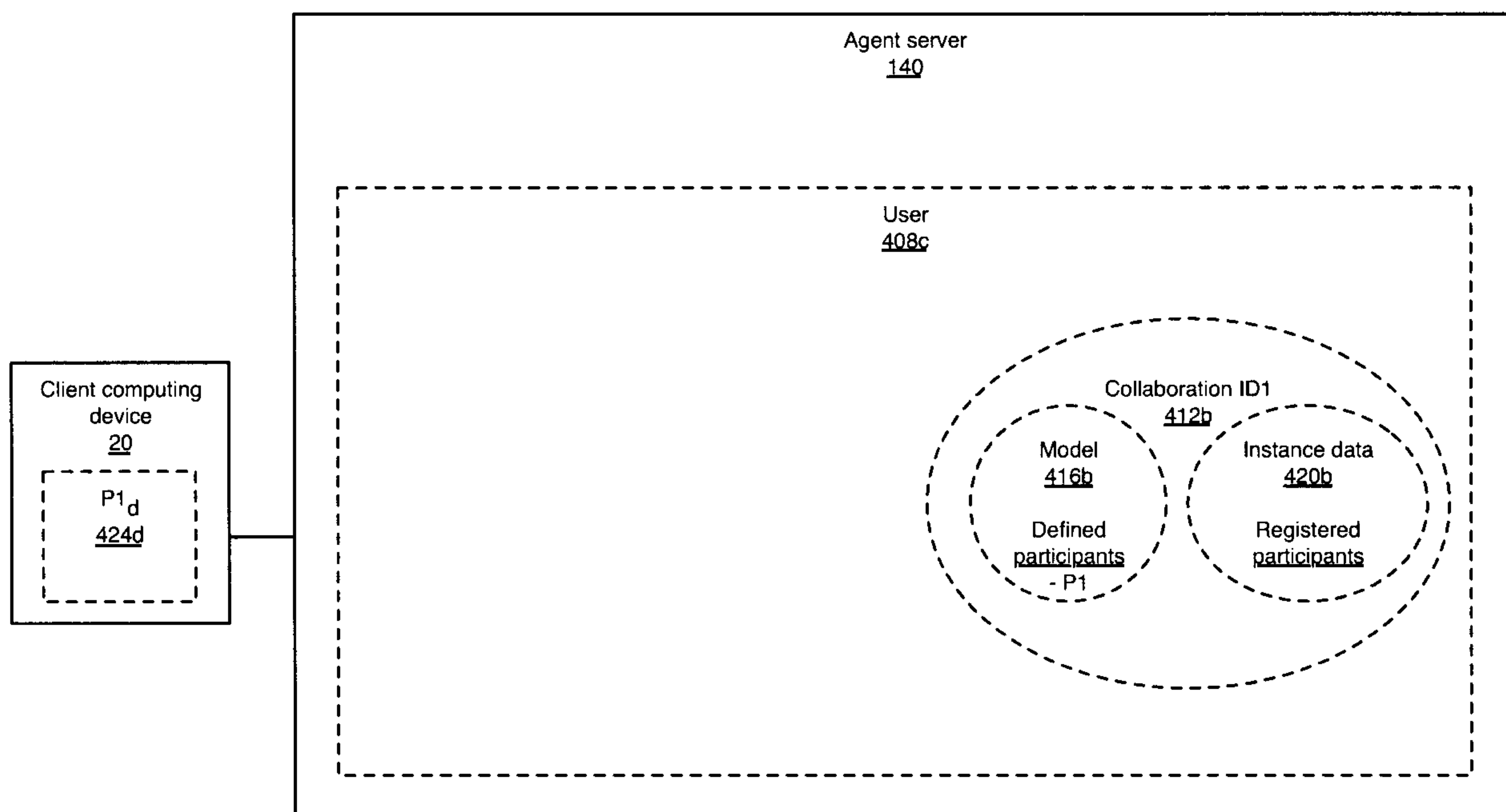


Figure 11

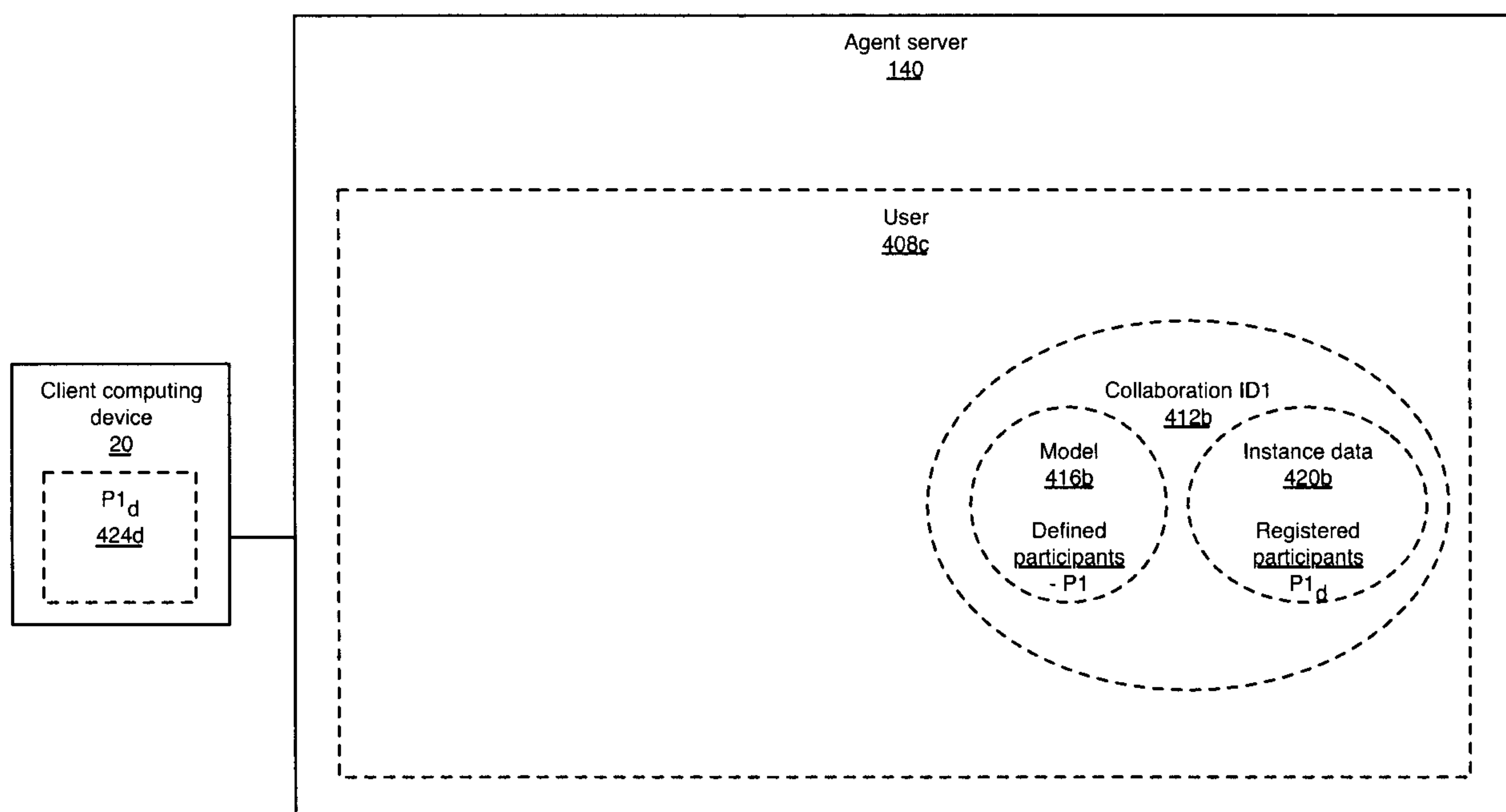


Figure 12

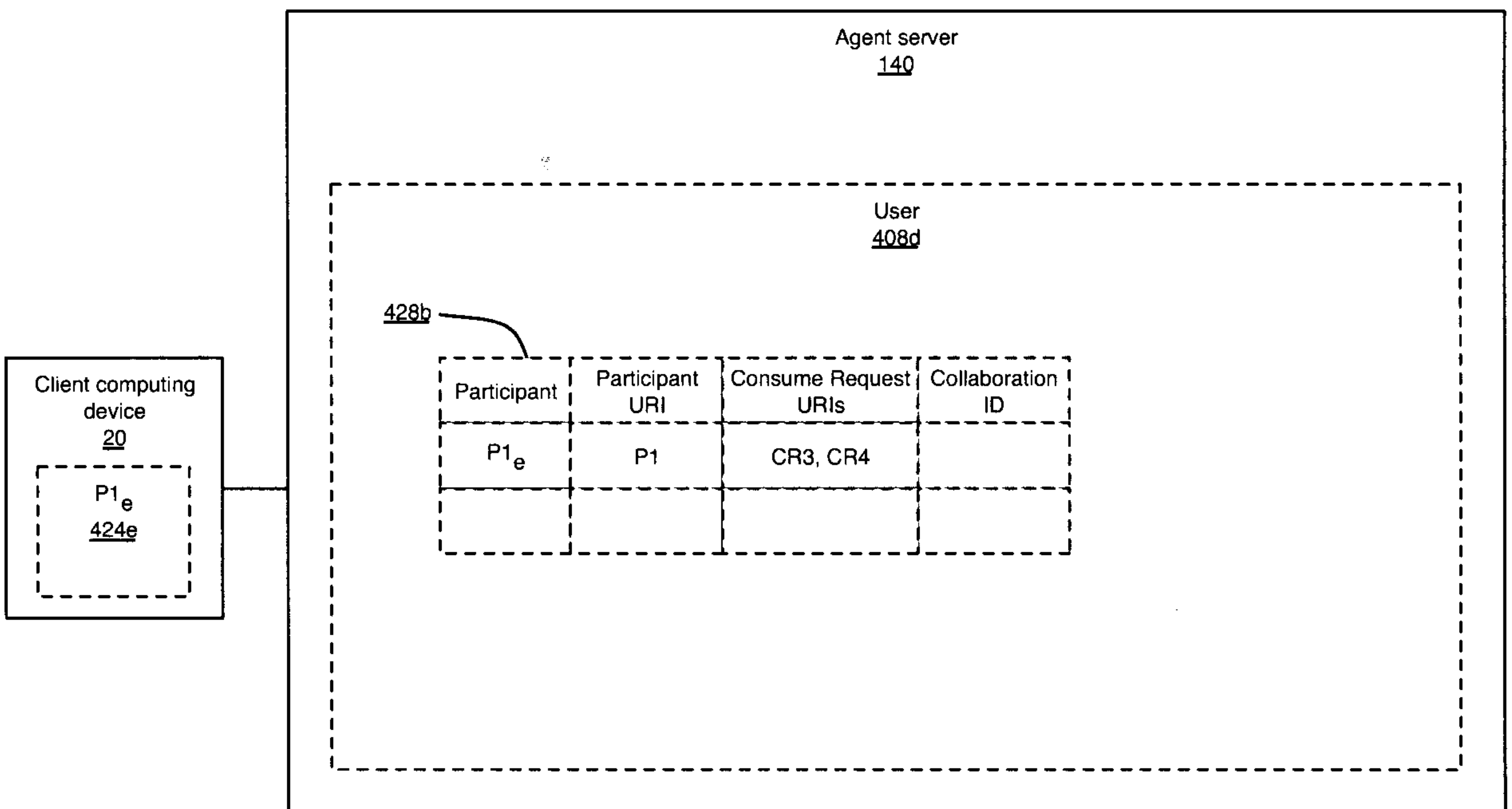


Figure 13

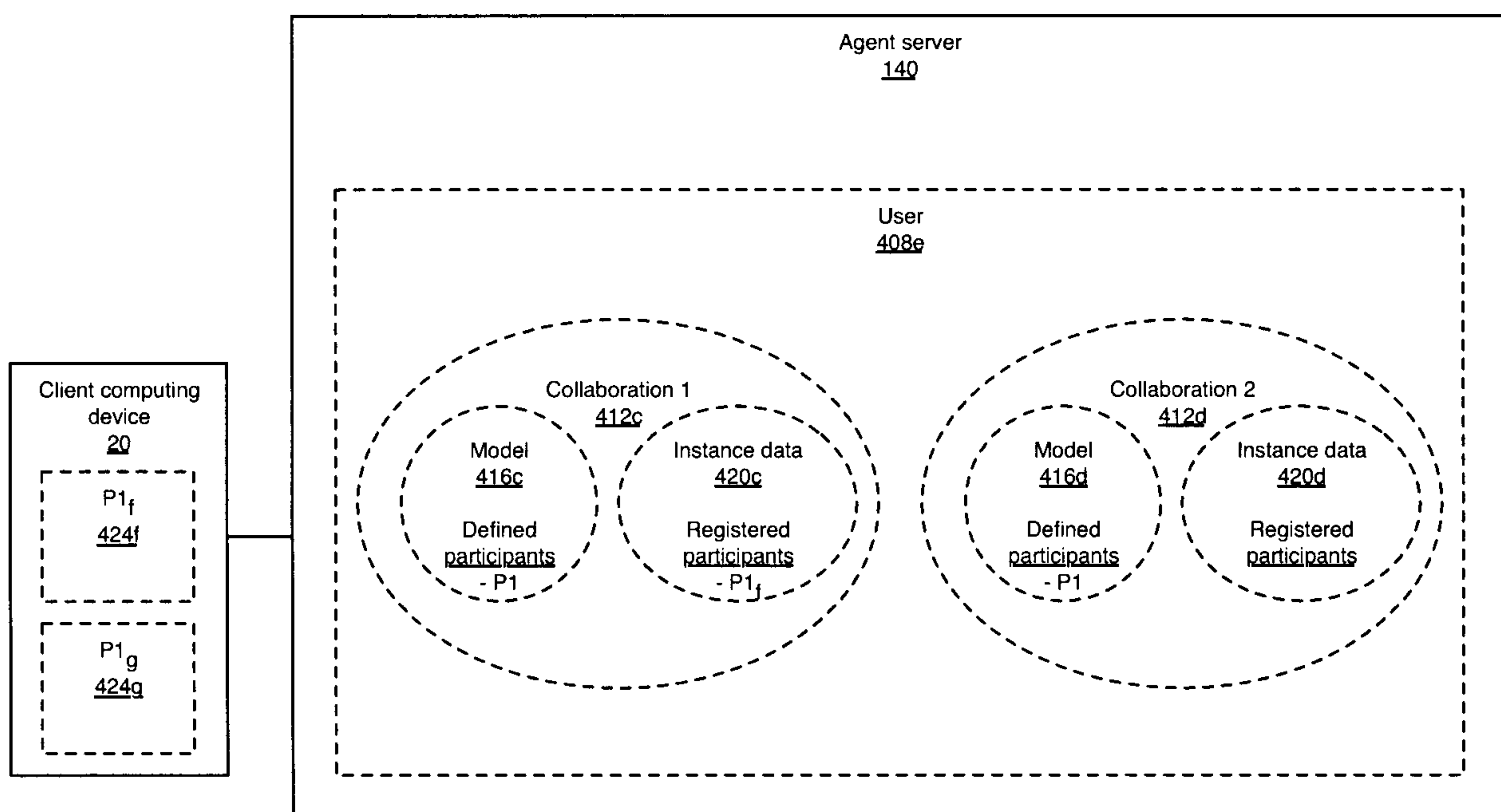


Figure 14

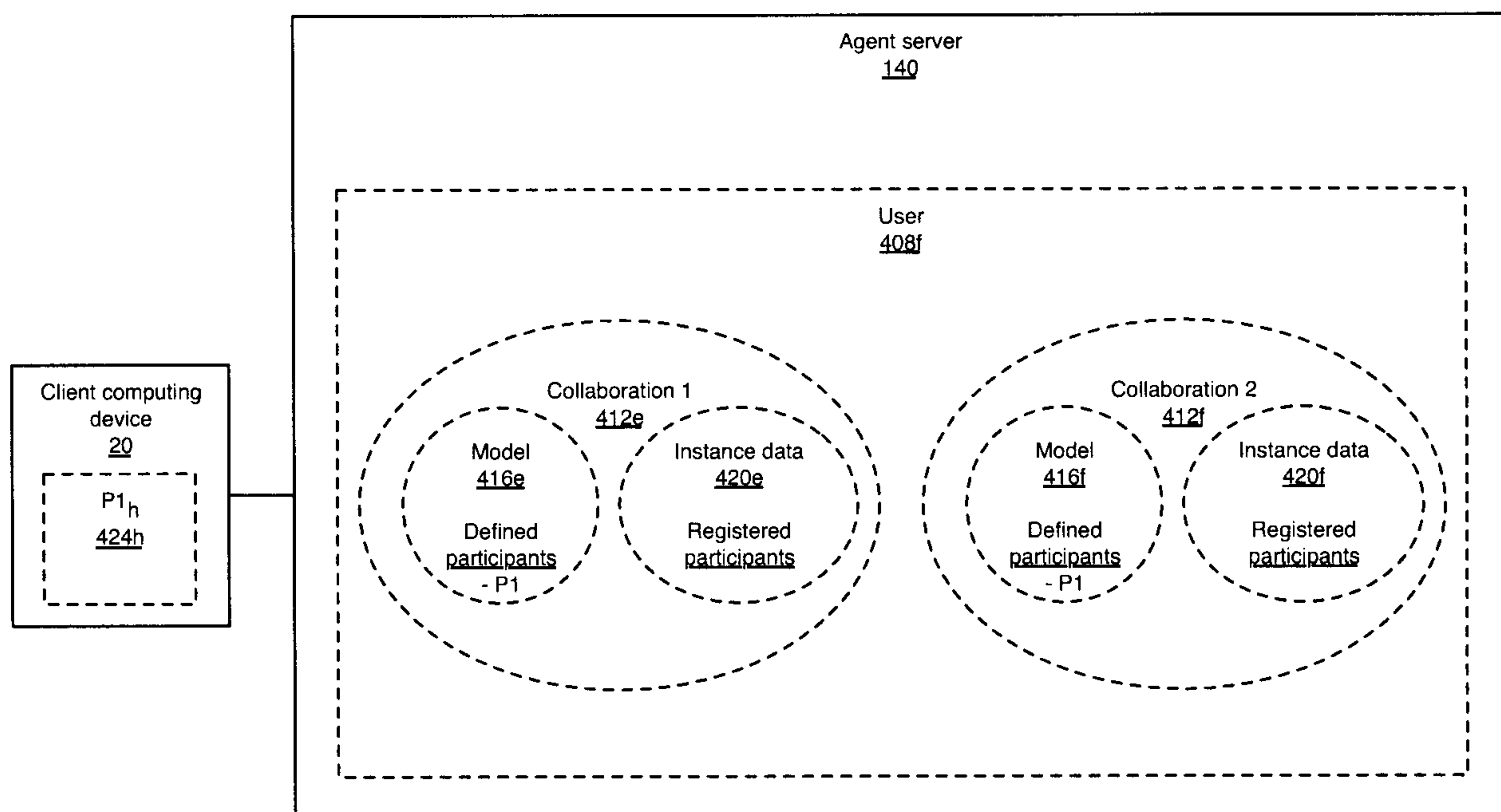


Figure 15

600
↙
↓

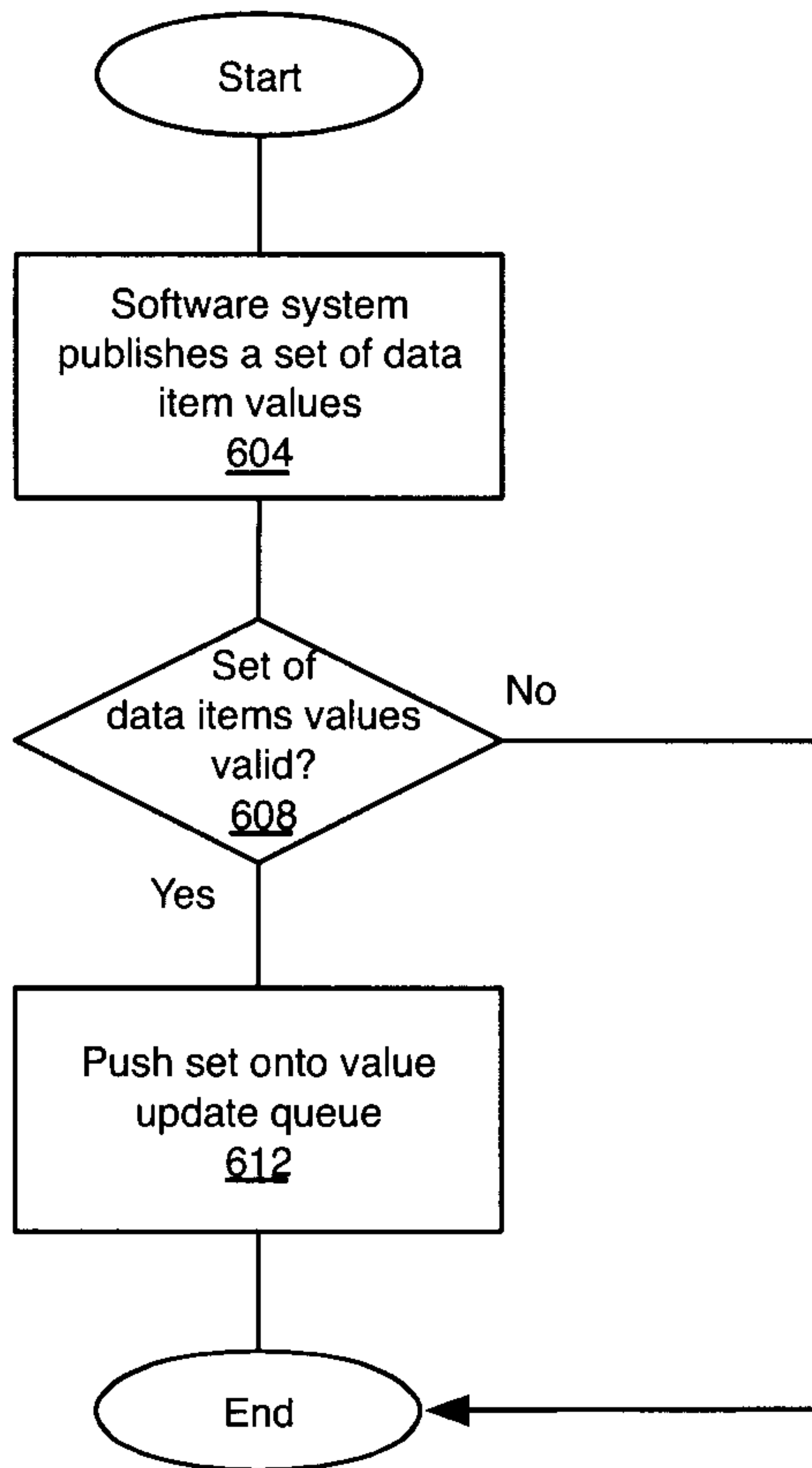


Figure 16

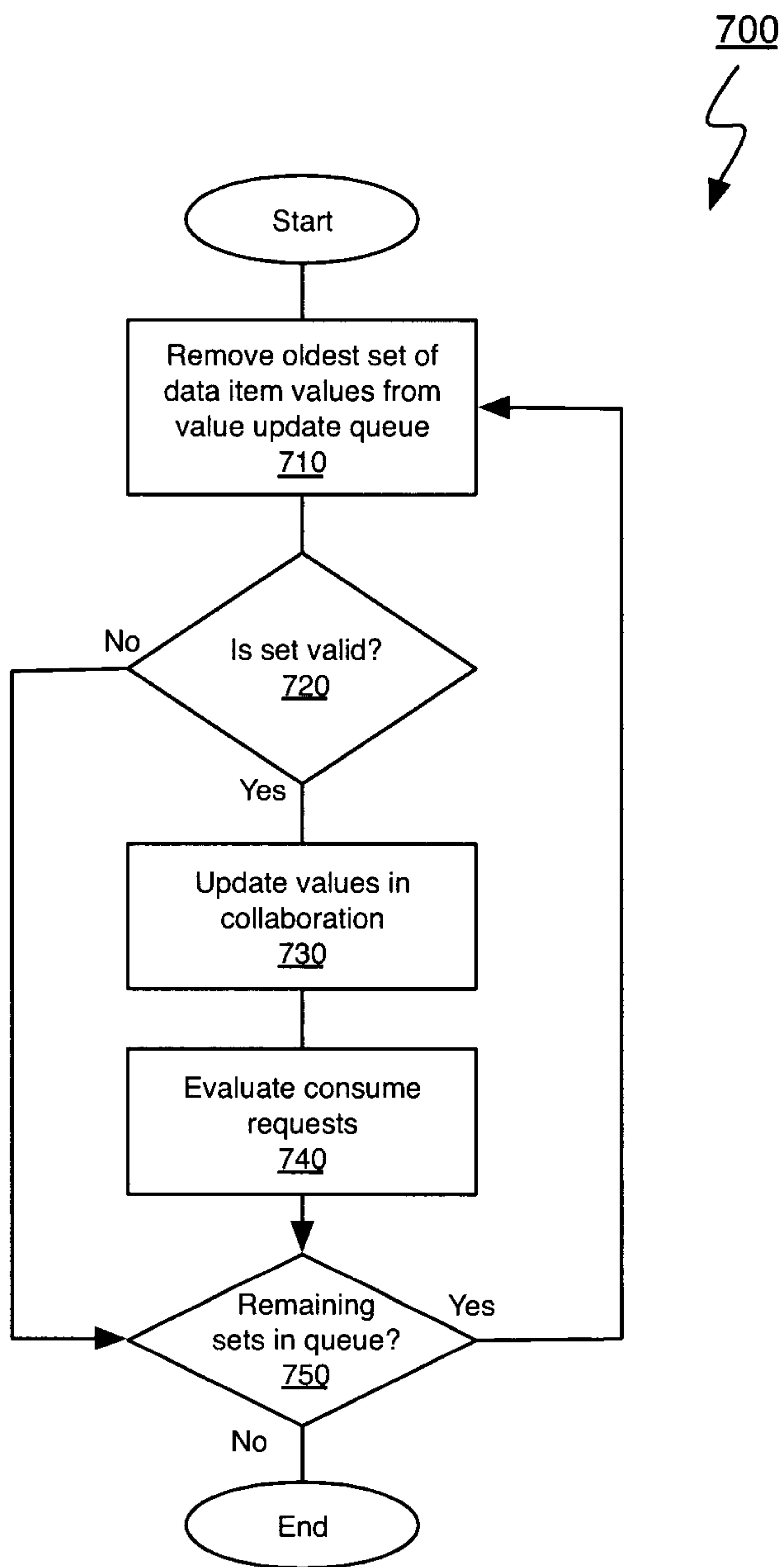


Figure 17

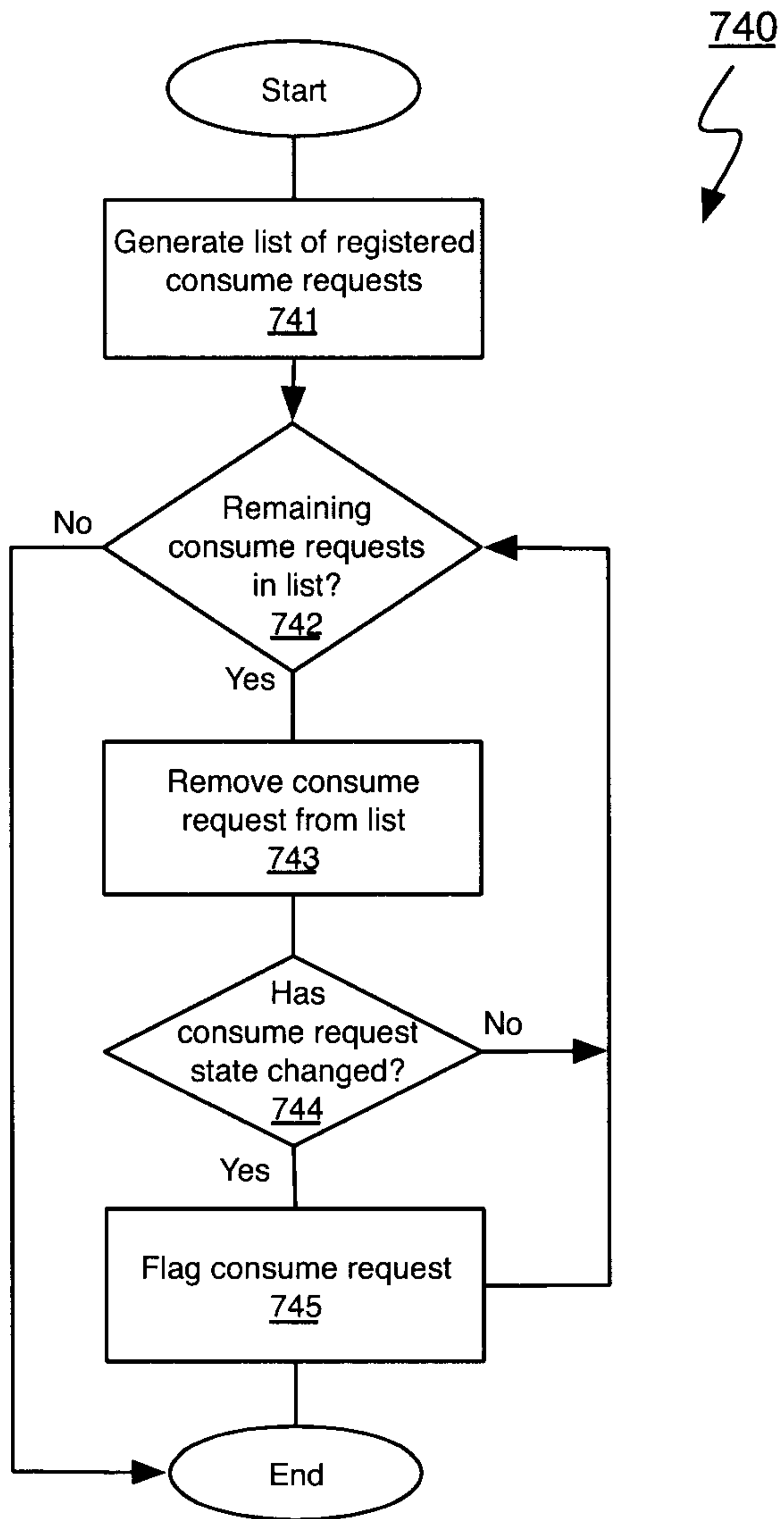


Figure 18

760

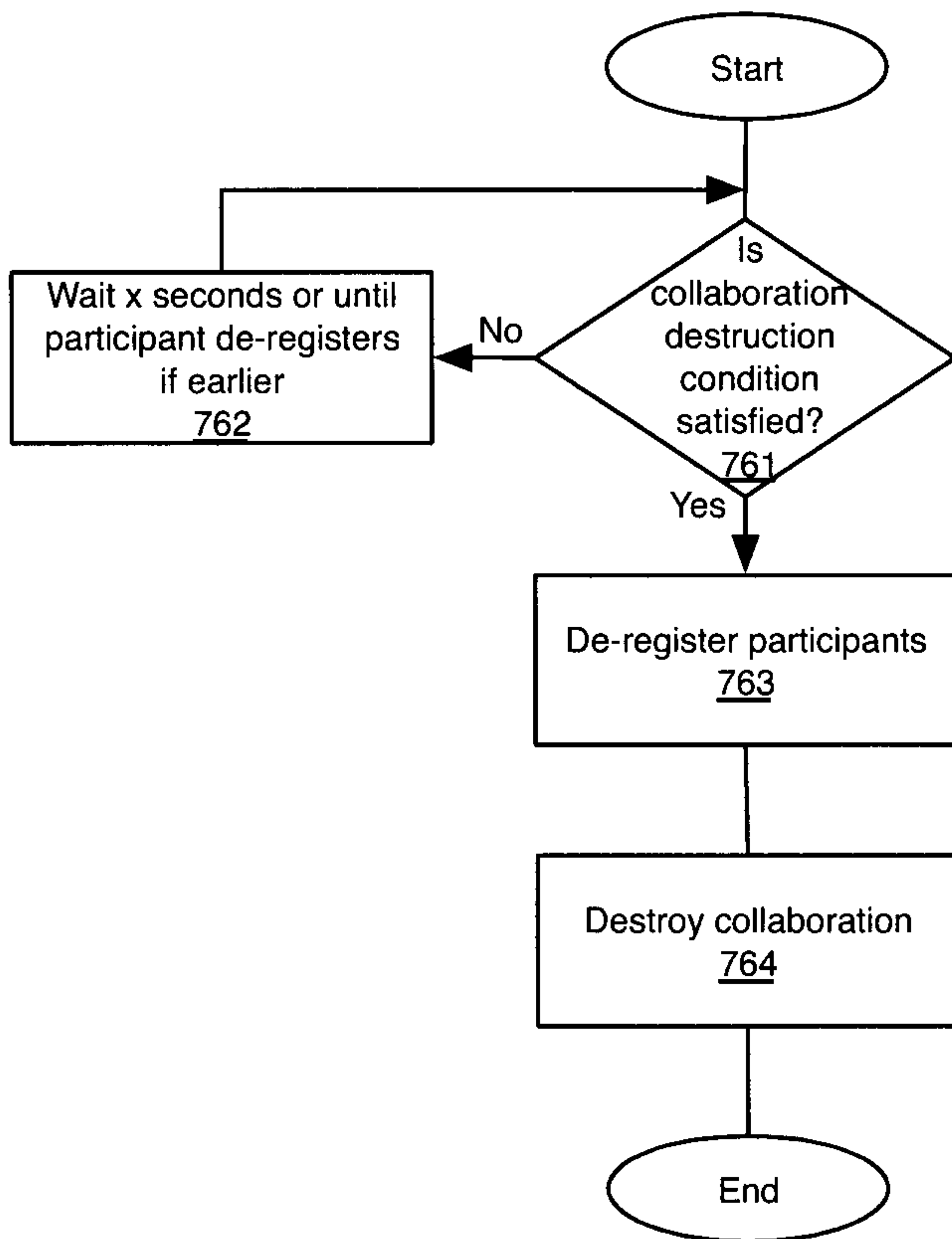


Figure 19

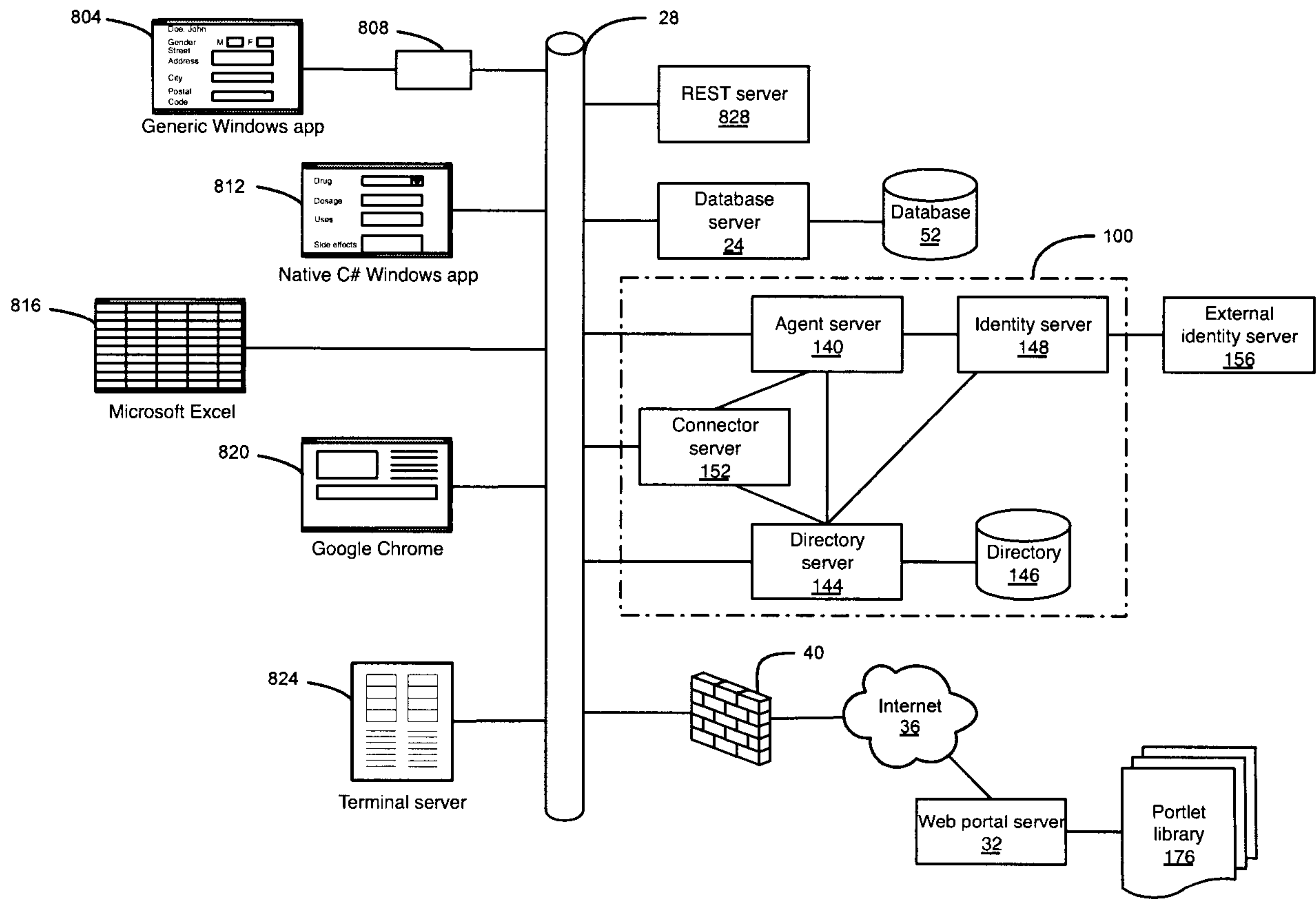


Figure 20A

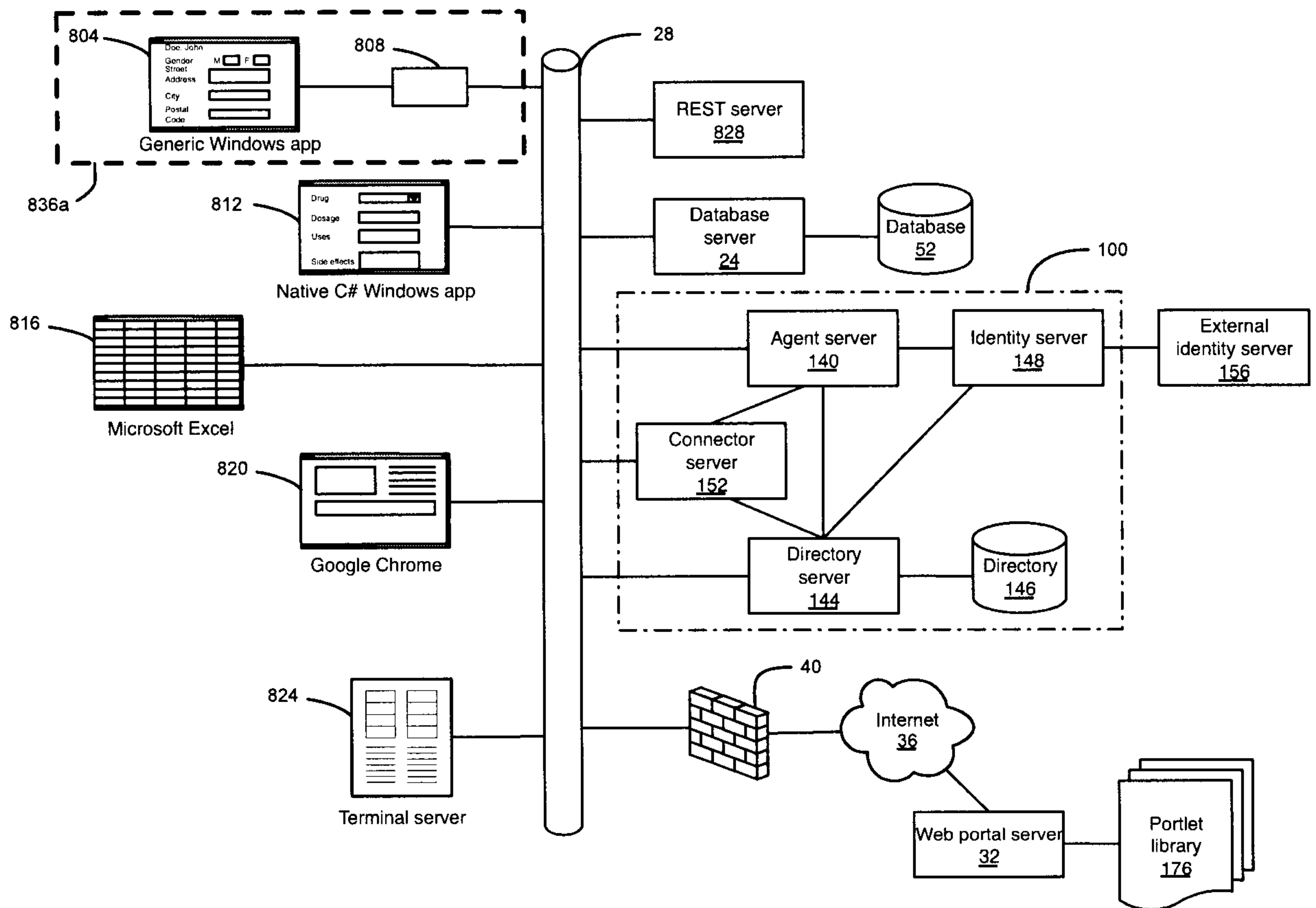


Figure 20B

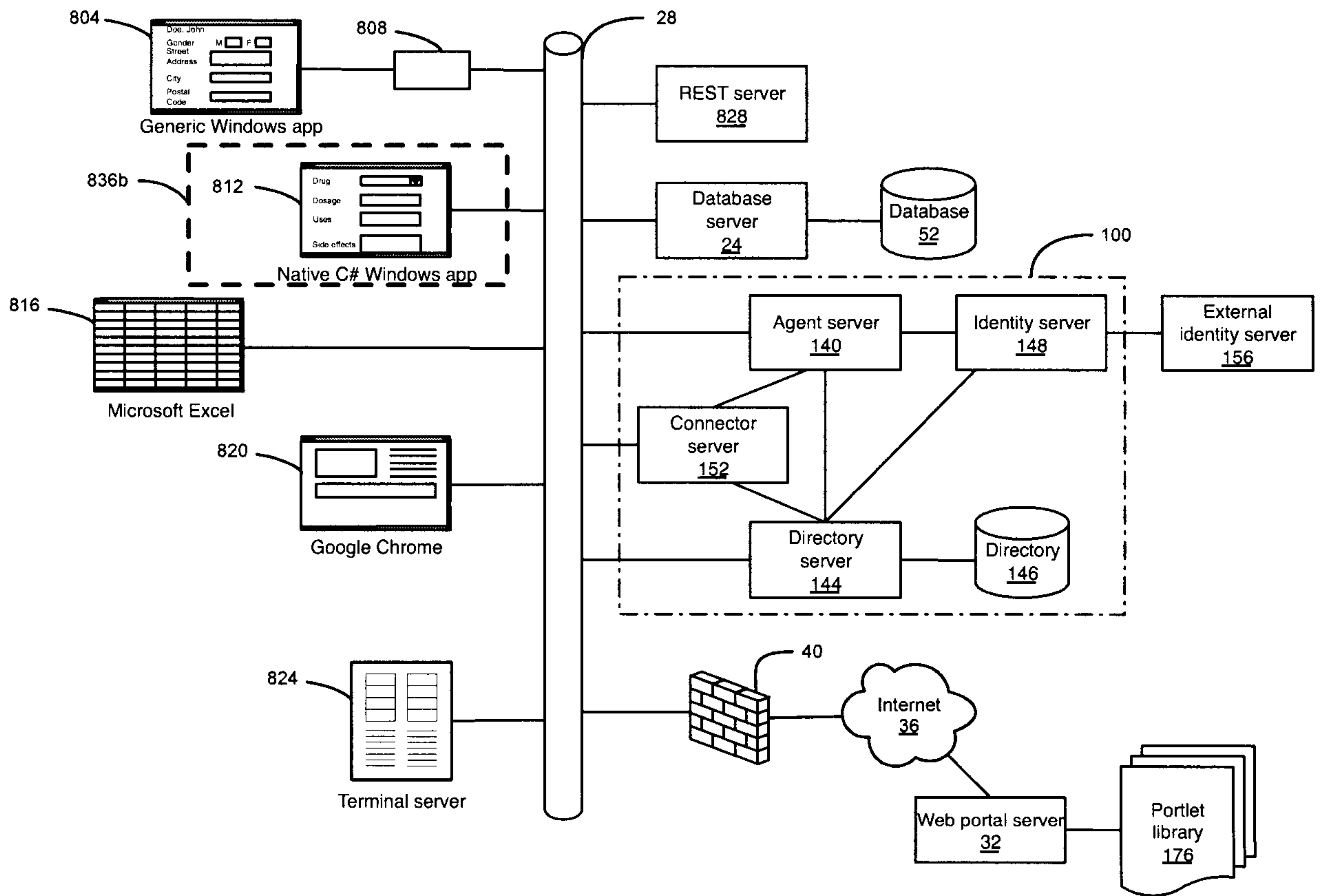


Figure 20C

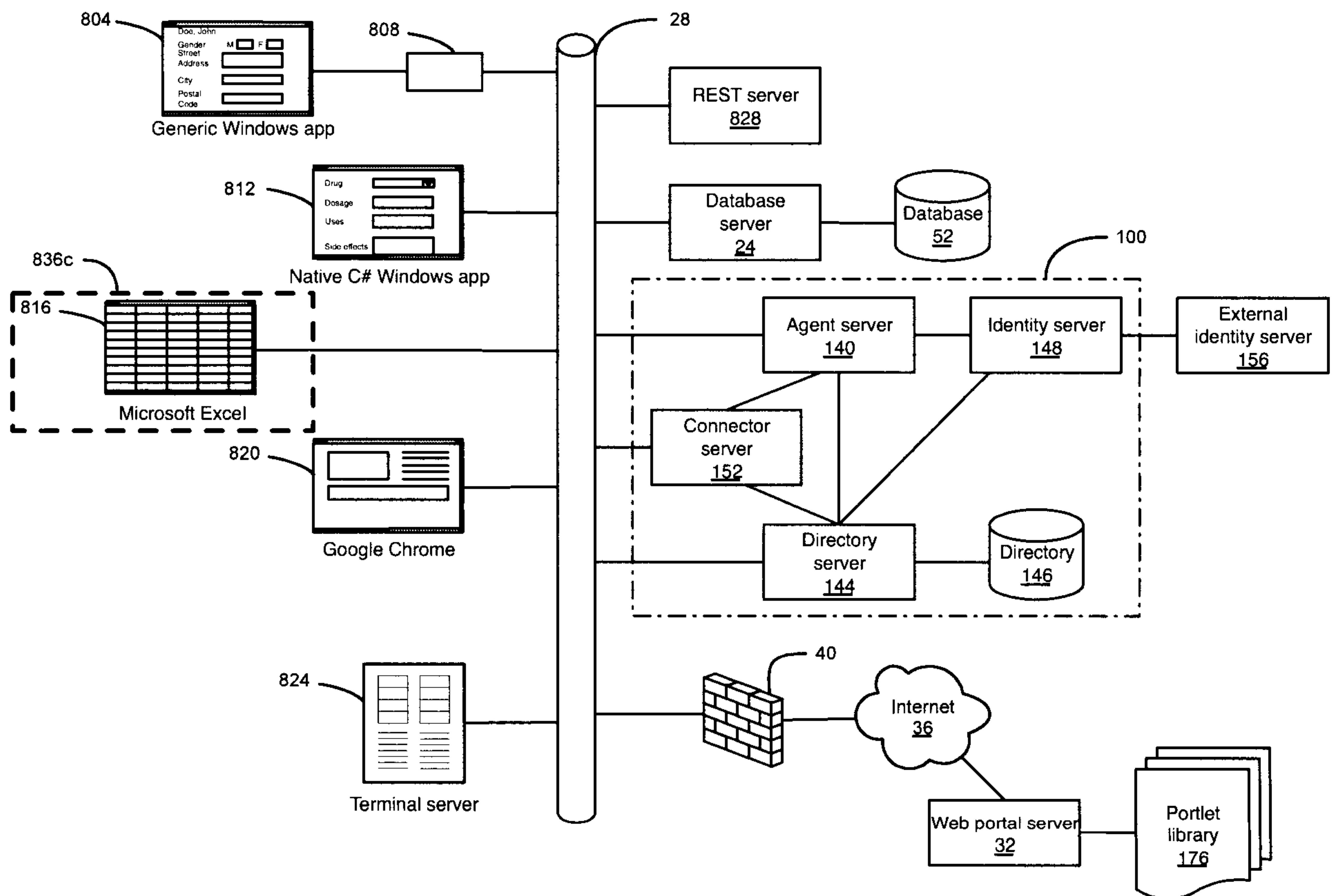


Figure 20D

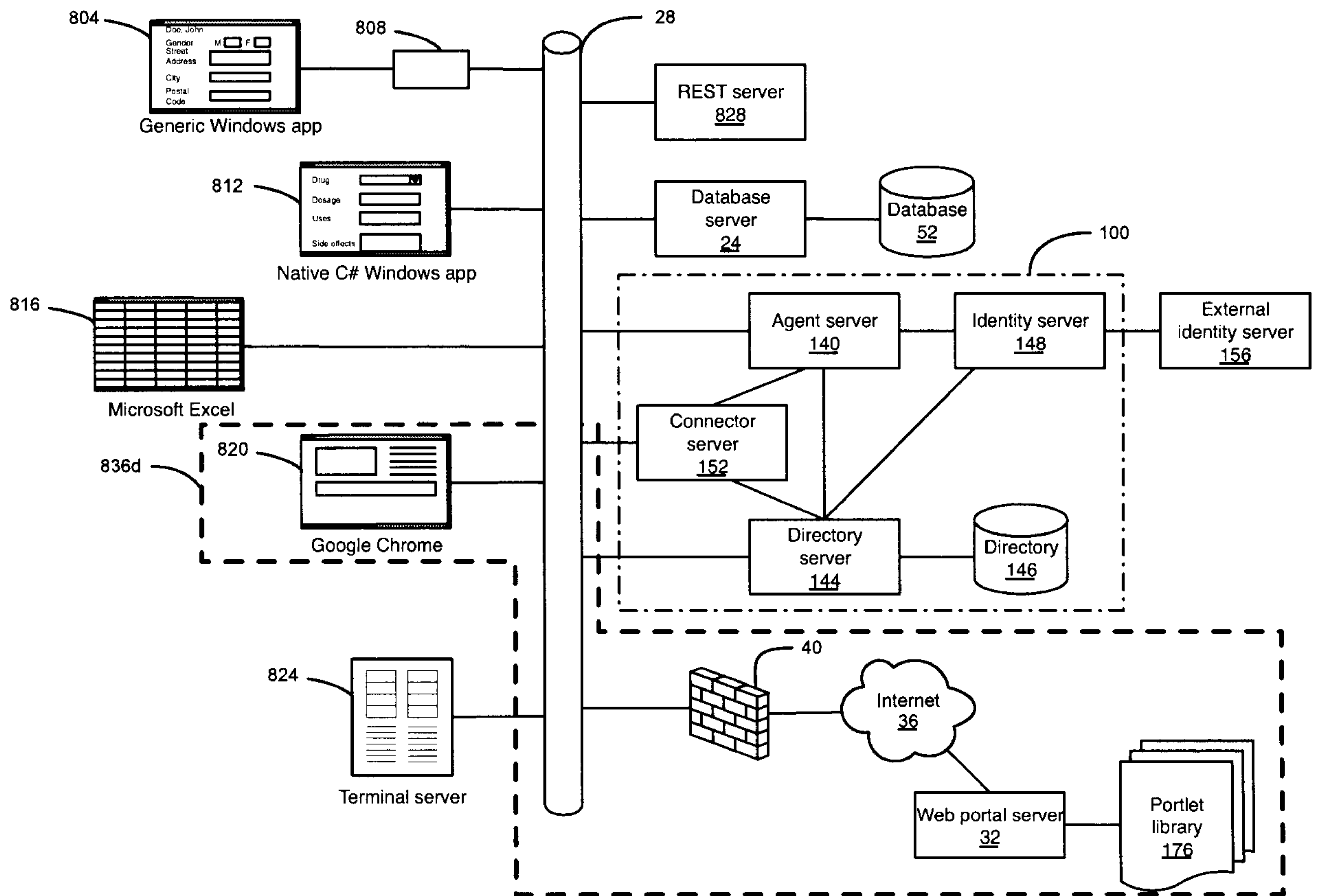


Figure 20E

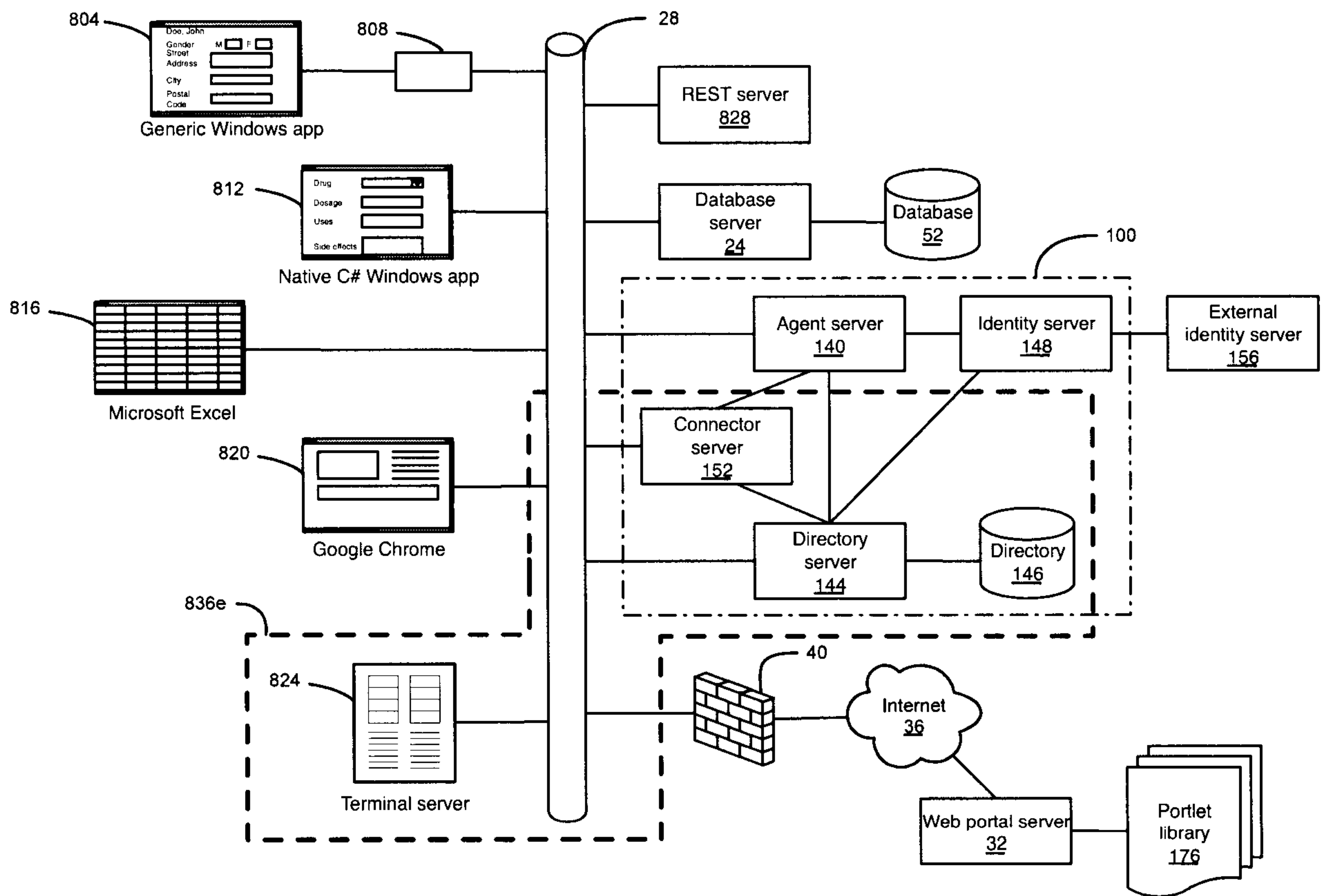


Figure 20F

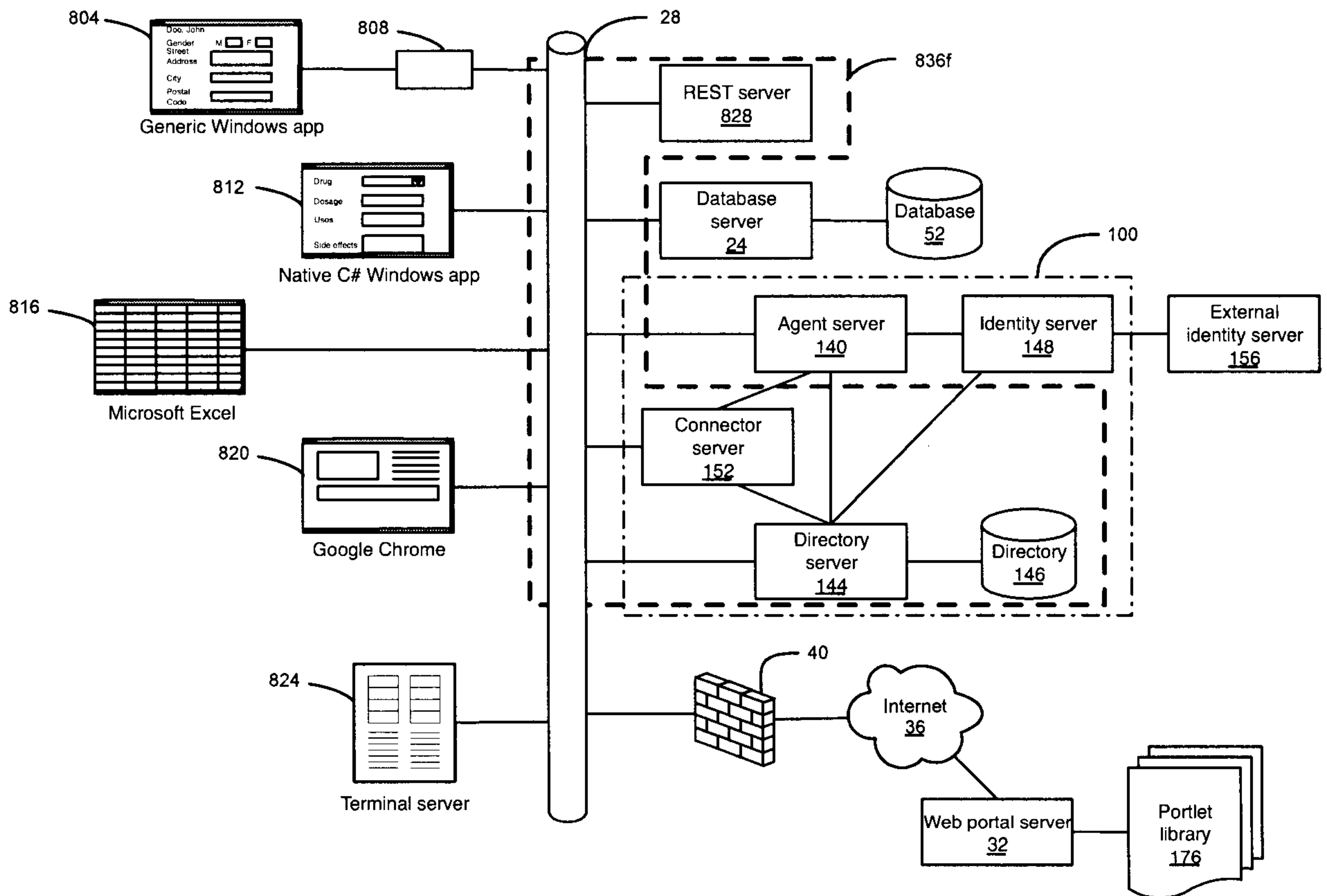


Figure 20G

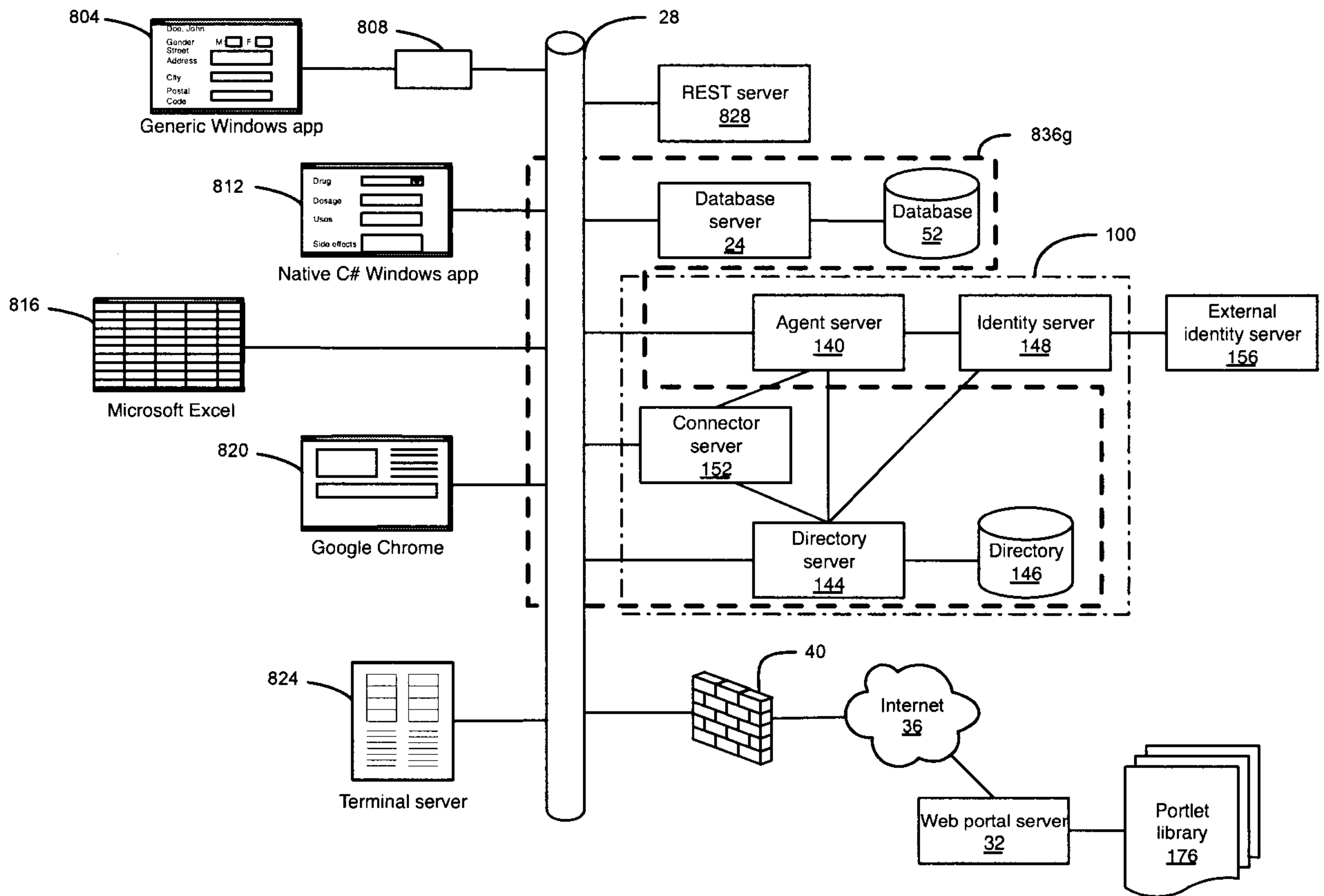


Figure 20H

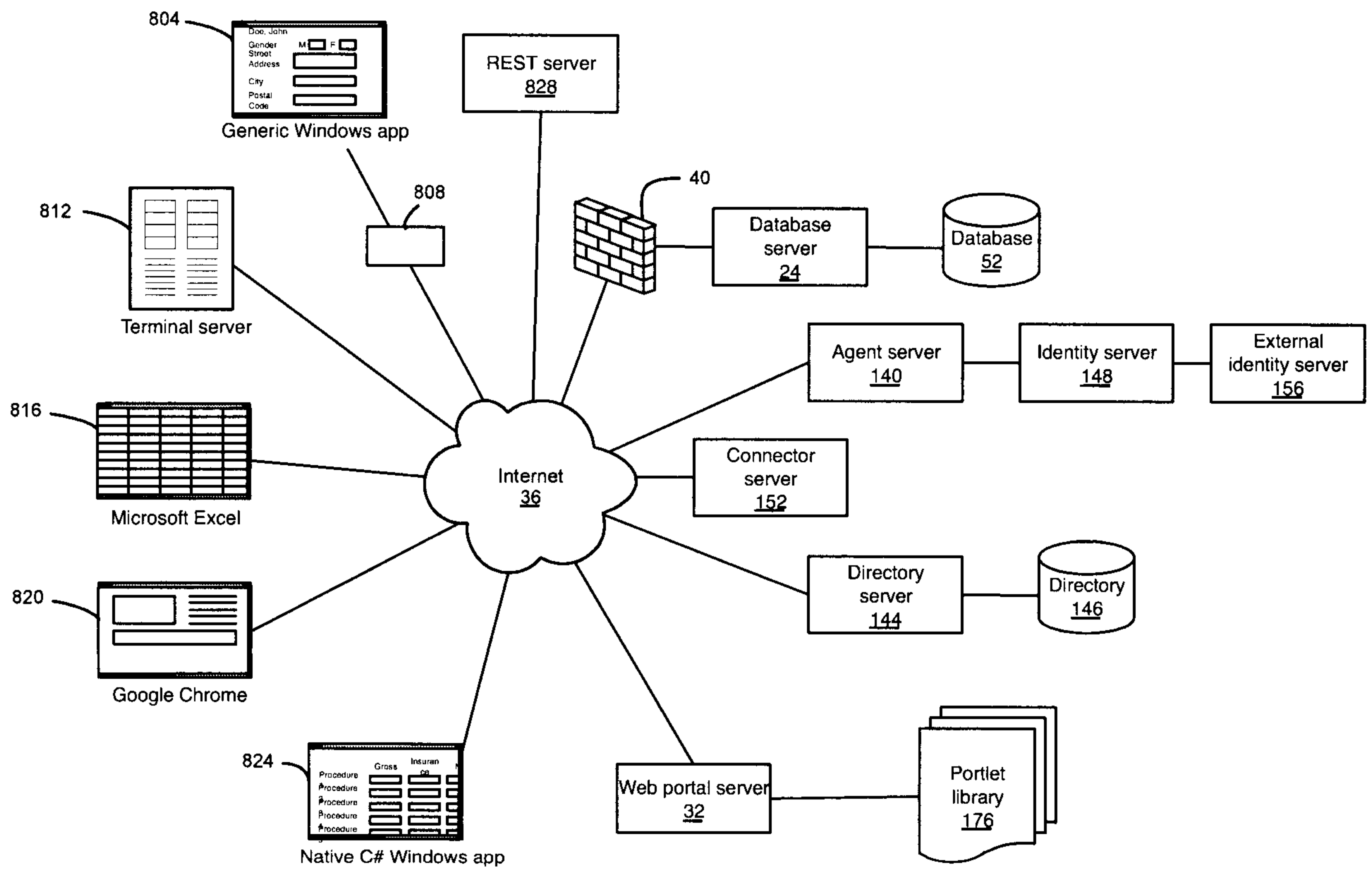


Figure 20I

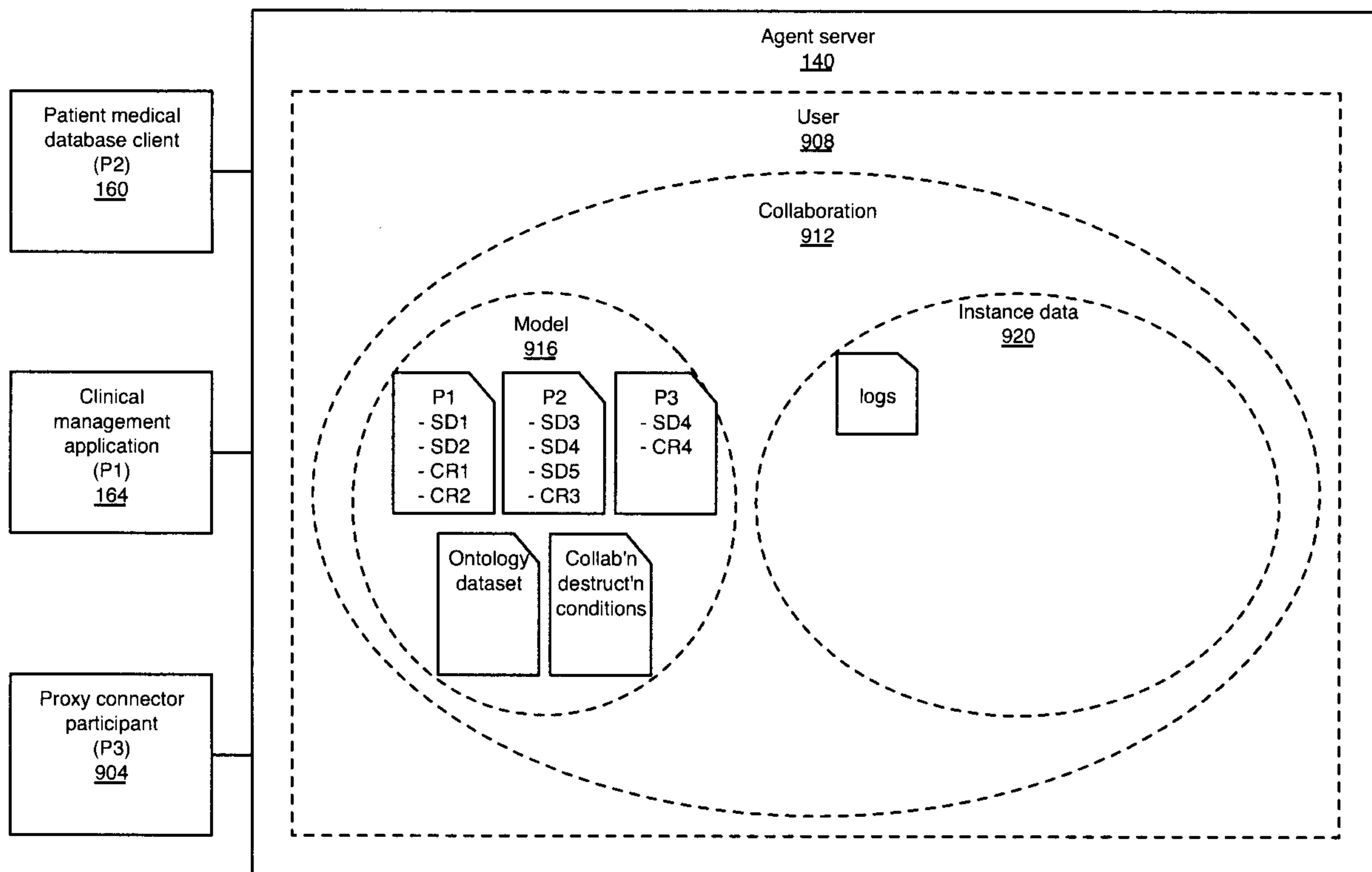


Figure 21

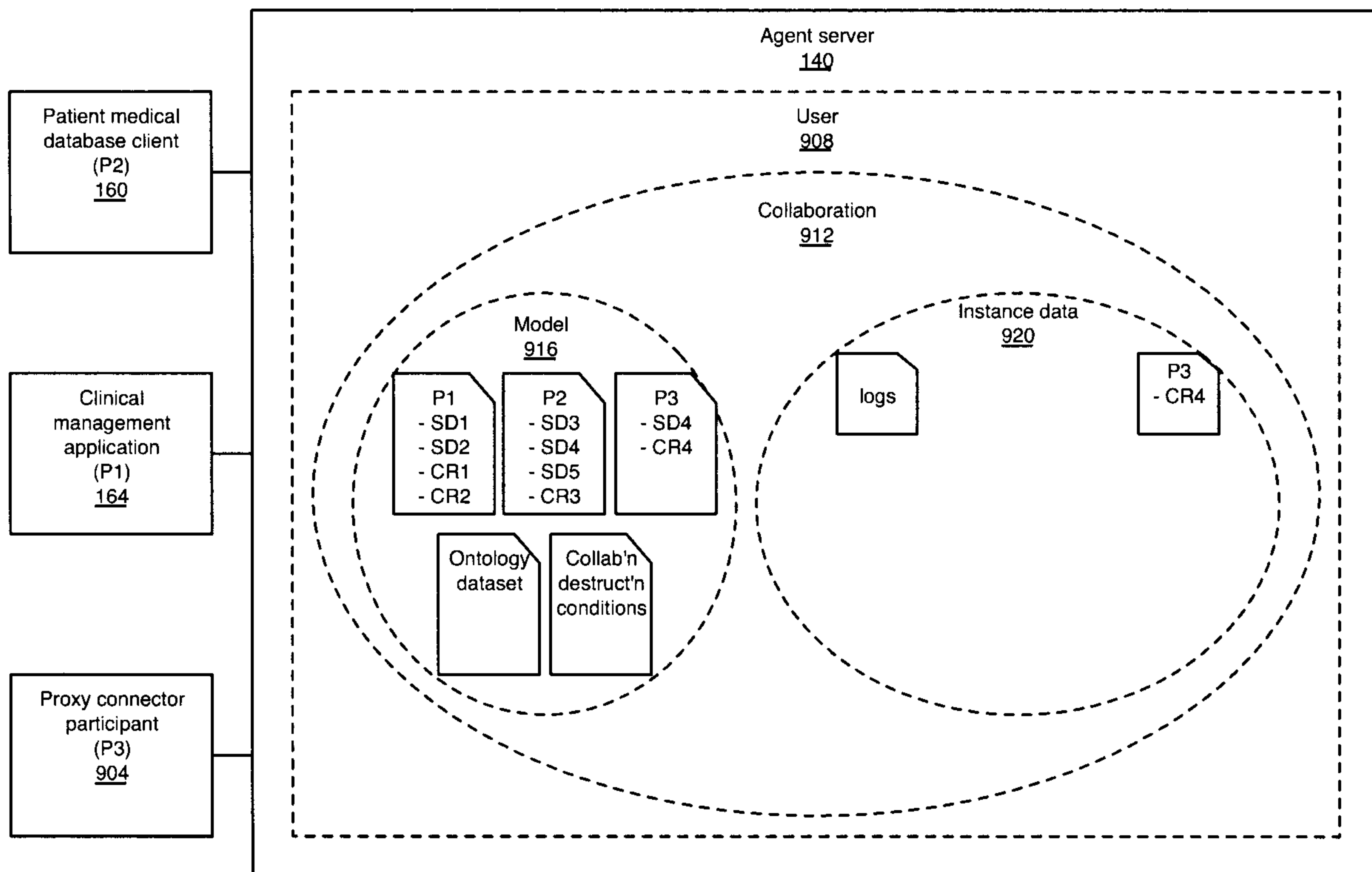


Figure 22

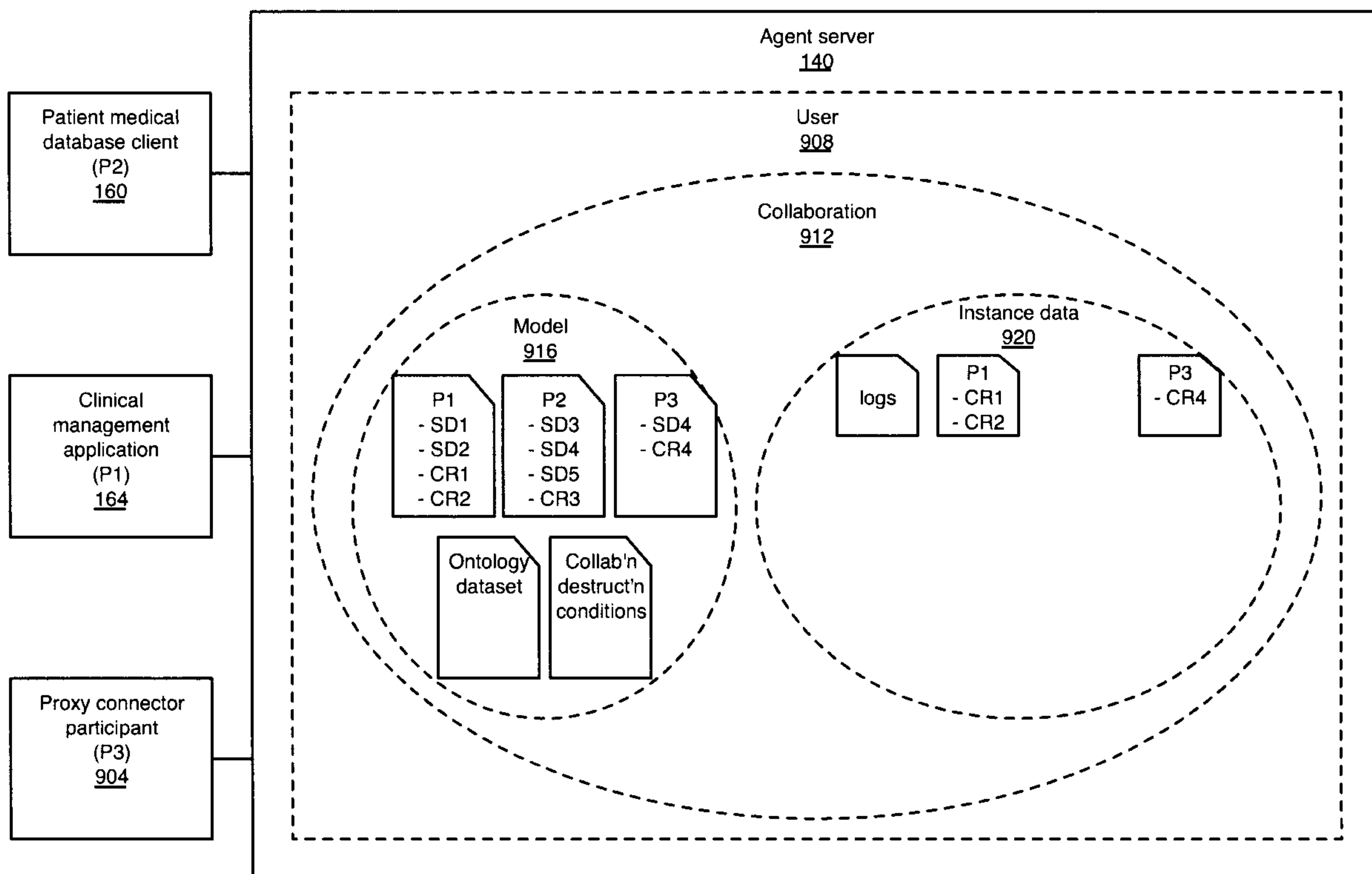


Figure 23

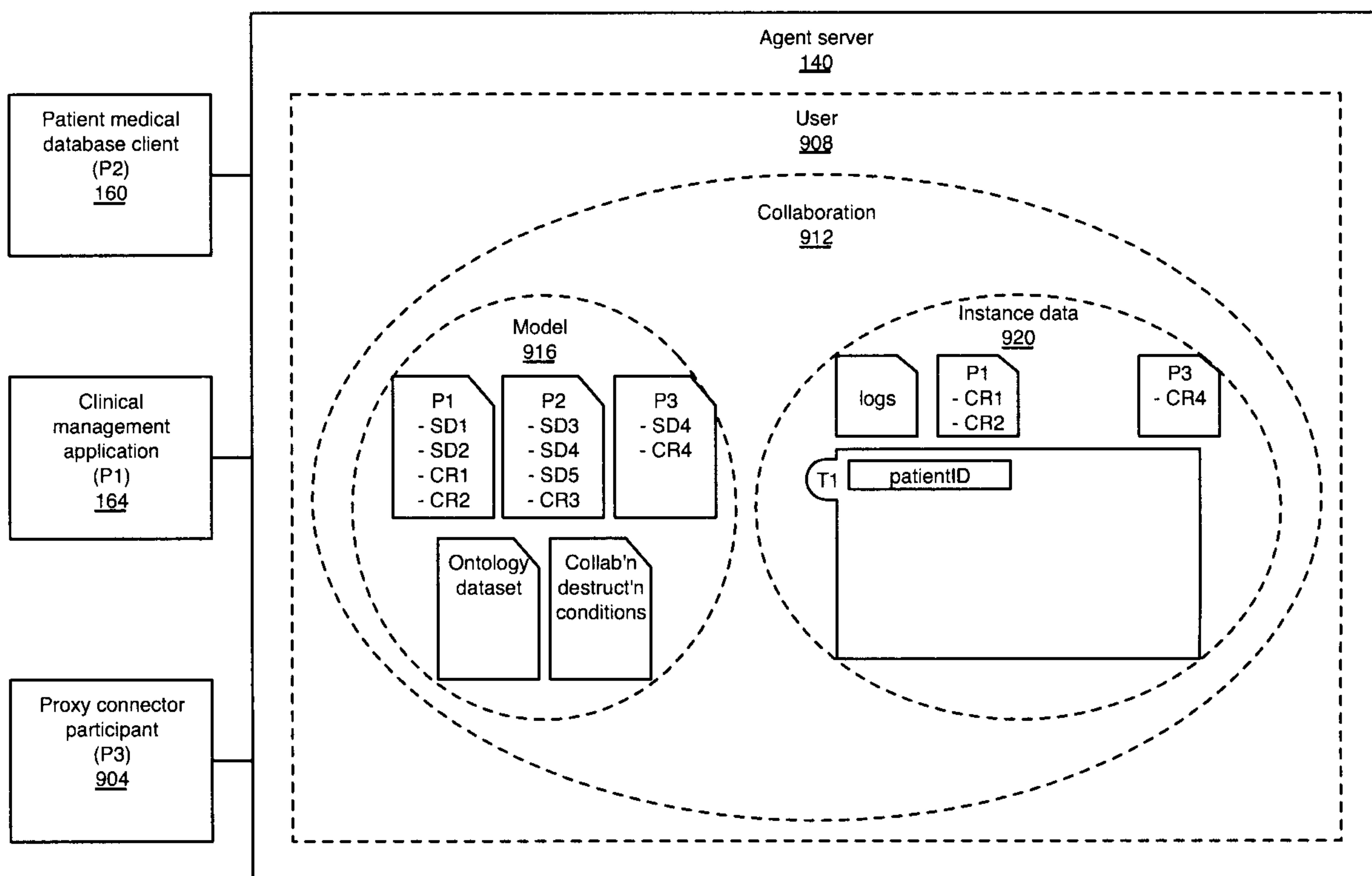


Figure 24

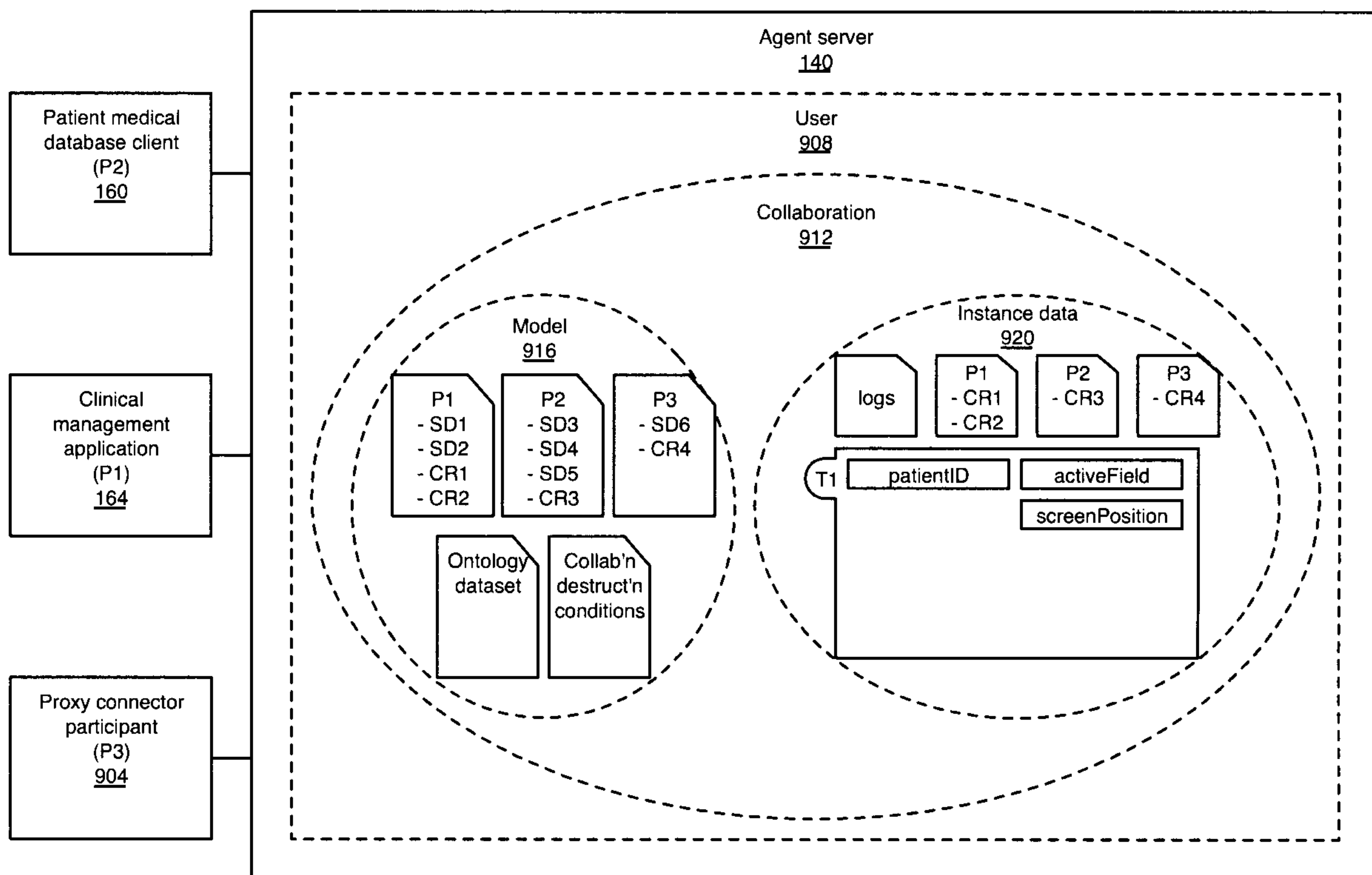


Figure 25

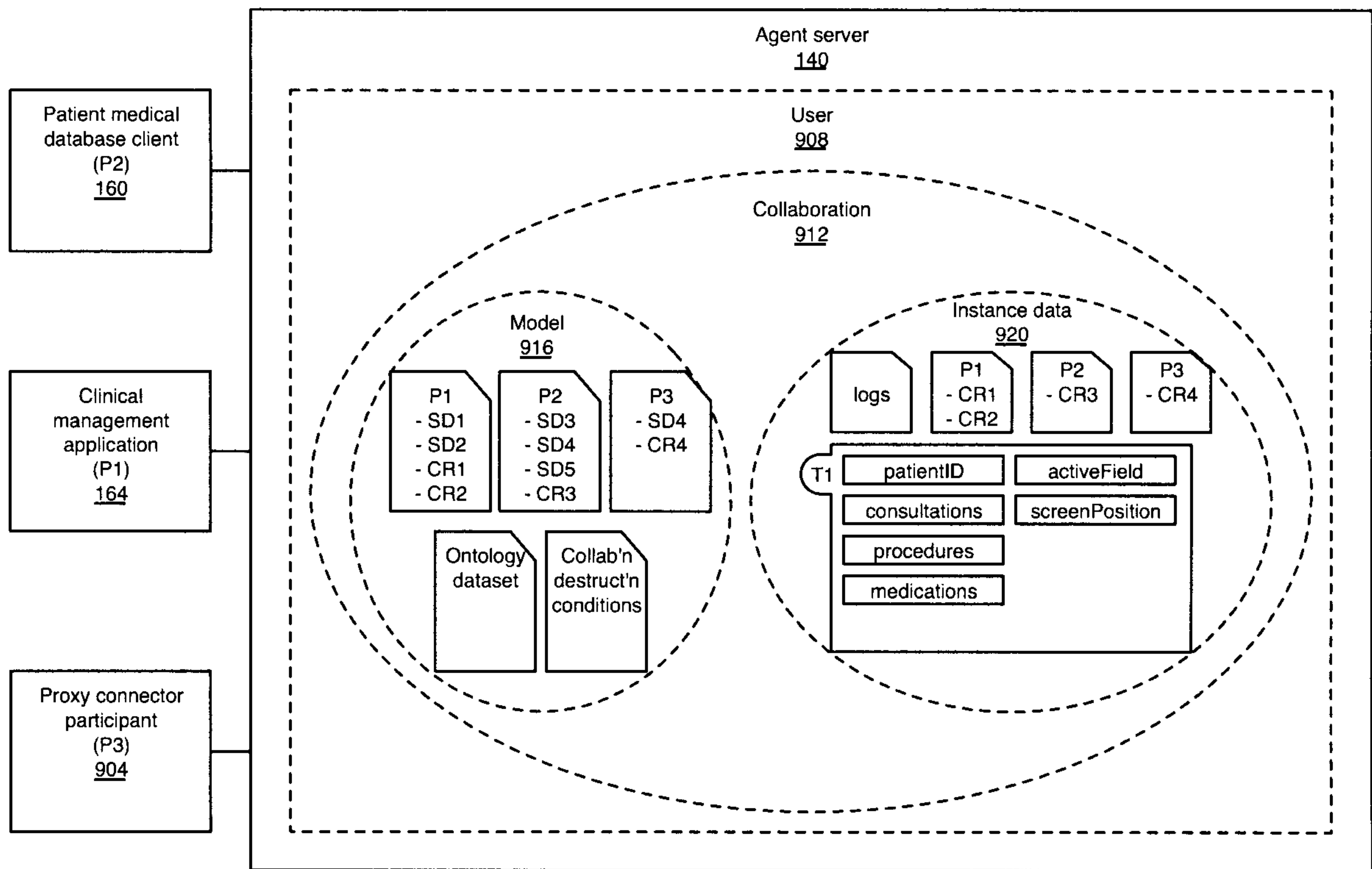


Figure 26

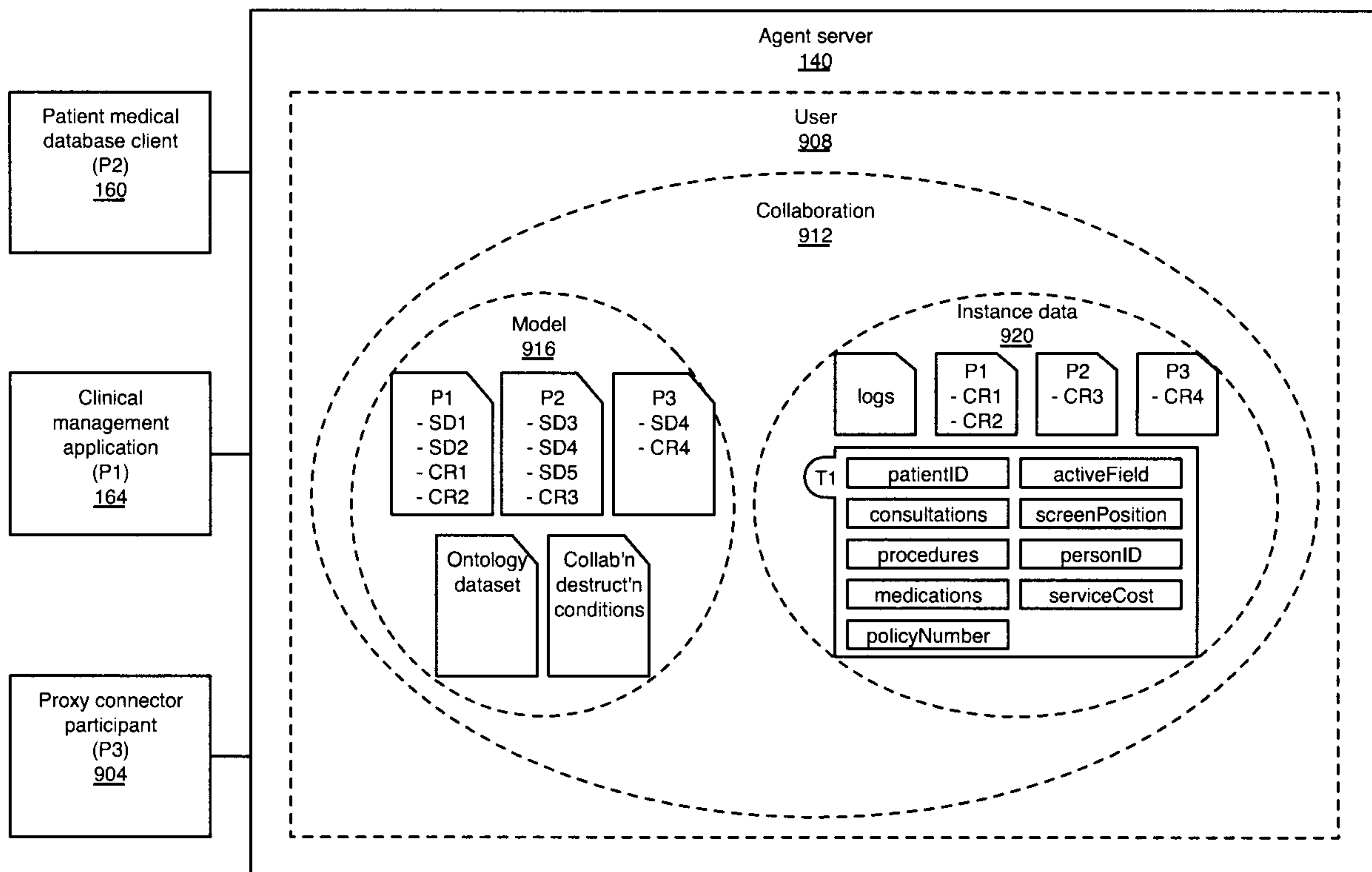


Figure 27

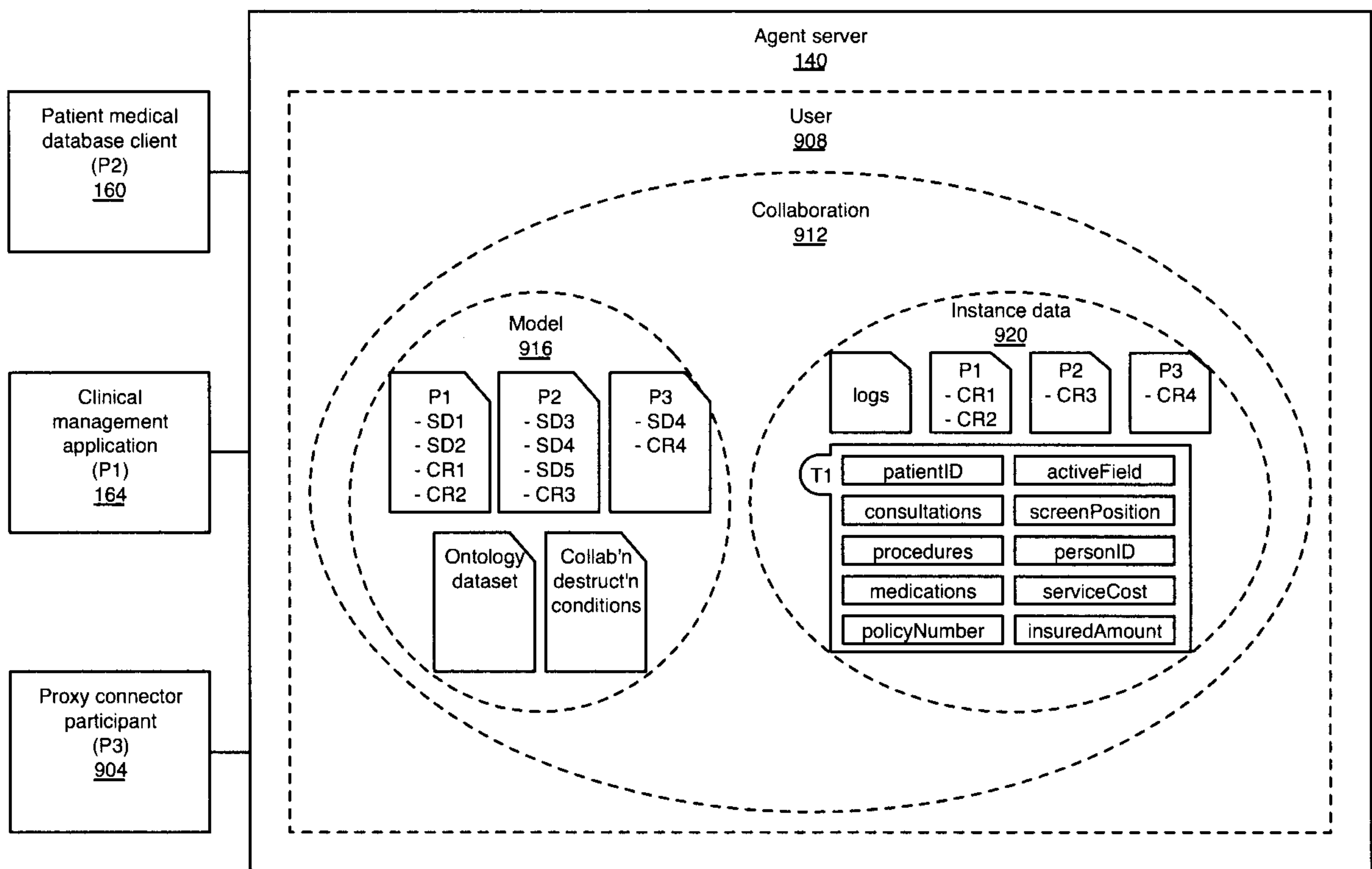


Figure 28

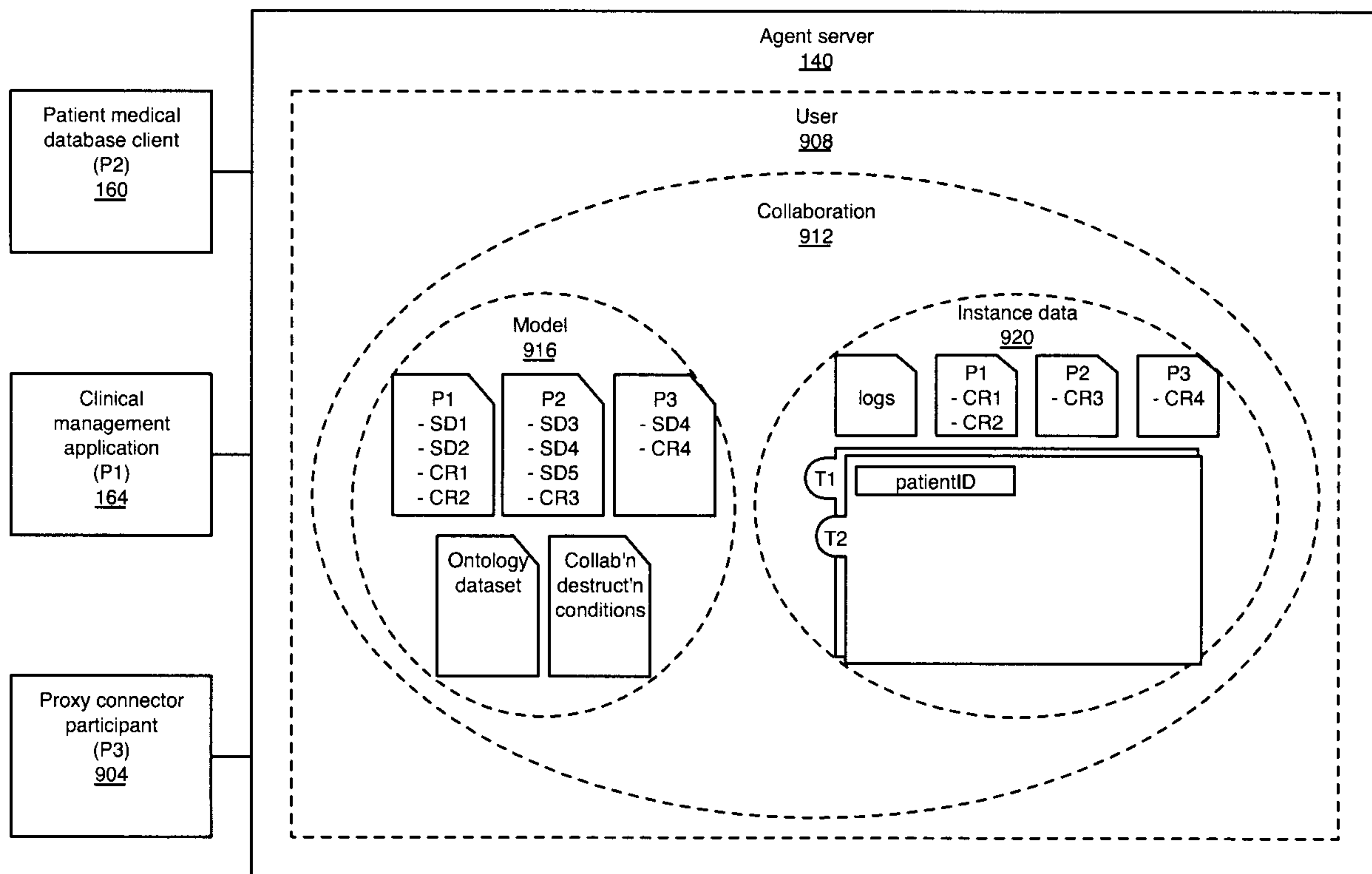


Figure 29

760

