



US00D562346S

(12) **United States Design Patent**  
**Lee**

(10) **Patent No.:** **US D562,346 S**

(45) **Date of Patent:** **\*\* Feb. 19, 2008**

(54) **PORTABLE DVD, CD, AND MP3 PLAYER**

D542,303 S \* 5/2007 Cheng ..... D14/496

(75) Inventor: **Johann Lee**, Maspeth, NY (US)

\* cited by examiner

(73) Assignee: **Coby Electronics Corporation**,  
Maspeth, NY (US)

*Primary Examiner*—Prabhakar Deshmukh  
(74) *Attorney, Agent, or Firm*—Mayer Brown Rowe & Maw  
LLP

(\*\*) Term: **14 Years**

(57) **CLAIM**

(21) Appl. No.: **29/242,767**

The ornamental design for a portable DVD, CD, and MP3  
player, as shown and described.

(22) Filed: **Nov. 15, 2005**

(51) **LOC (8) Cl.** ..... **14-03**

(52) **U.S. Cl.** ..... **D14/496; D14/168**

(58) **Field of Classification Search** ..... D14/496,  
D14/401, 435, 474, 483, 217, 137, 138, 160,  
D14/168; 345/156, 169, 173-179, 905; 715/727-729,  
715/864; 455/11.1, 773, 344-347, 93, 95;  
370/342-344; 369/1, 2, 6, 12; 463/43-47;  
273/148 B

See application file for complete search history.

(56) **References Cited**

**U.S. PATENT DOCUMENTS**

5,825,408	A *	10/1998	Yuyama et al. ....	348/14.01
D476,638	S *	7/2003	Tsukahara .....	D14/168
6,671,567	B1 *	12/2003	Dwyer et al. ....	700/94
6,769,603	B2 *	8/2004	Nagai et al. ....	235/375
6,825,832	B2 *	11/2004	Chung et al. ....	345/168
6,850,256	B2 *	2/2005	Crow et al. ....	715/798
D505,667	S *	5/2005	Okada .....	D14/156
7,046,230	B2 *	5/2006	Zadesky et al. ....	345/156
D532,403	S *	11/2006	Lee .....	D14/156
D533,864	S *	12/2006	Yokoyama .....	D14/168
D535,307	S *	1/2007	Yagi .....	D14/496
D540,815	S *	4/2007	Zhang .....	D14/496

**DESCRIPTION**

A portion of this patent document contains material which is  
subject to copyright protection. The copyright owner has no  
objection to the facsimile reproduction by anyone of the  
patent document or the patent disclosure, as it appears in the  
Patent and Trademark Office patent files or records, but  
otherwise reserves all copyrights whatsoever.

FIG. 1 is a perspective view of a portable DVD, CD, and  
MP3 player showing my new design;

FIG. 2 is a top plan view thereof;

FIG. 3 is a bottom plan view thereof;

FIG. 4 is a left side elevational view thereof;

FIG. 5 is a right side elevational view thereof;

FIG. 6 is a rear elevational view thereof; and,

FIG. 7 is a front elevational view thereof.

The broken lines, which define the bounds of the claimed  
design form no part thereof.

The broken lines environmental are for illustrative purpose  
only and form no part of the claimed design.

**1 Claim, 4 Drawing Sheets**

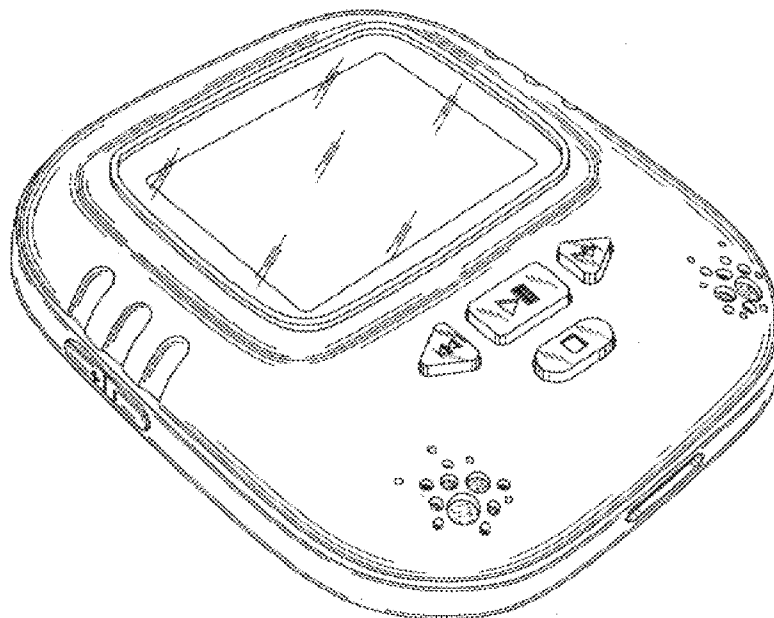


FIG. 1

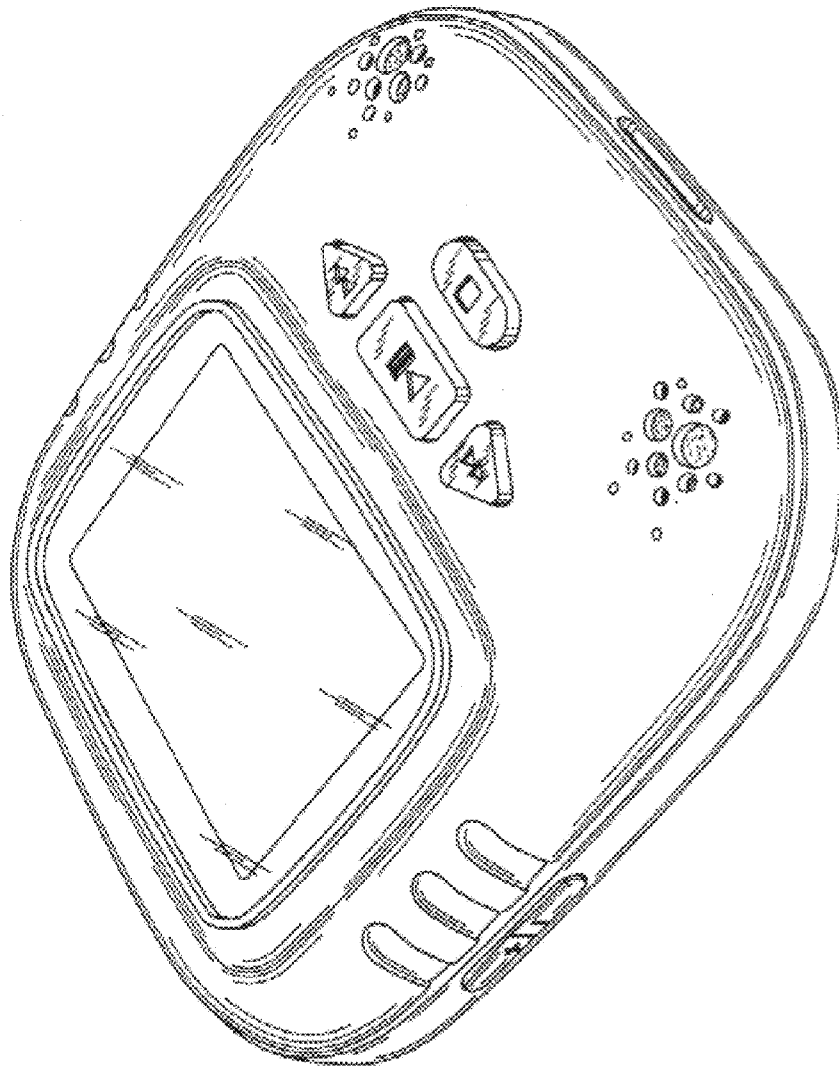
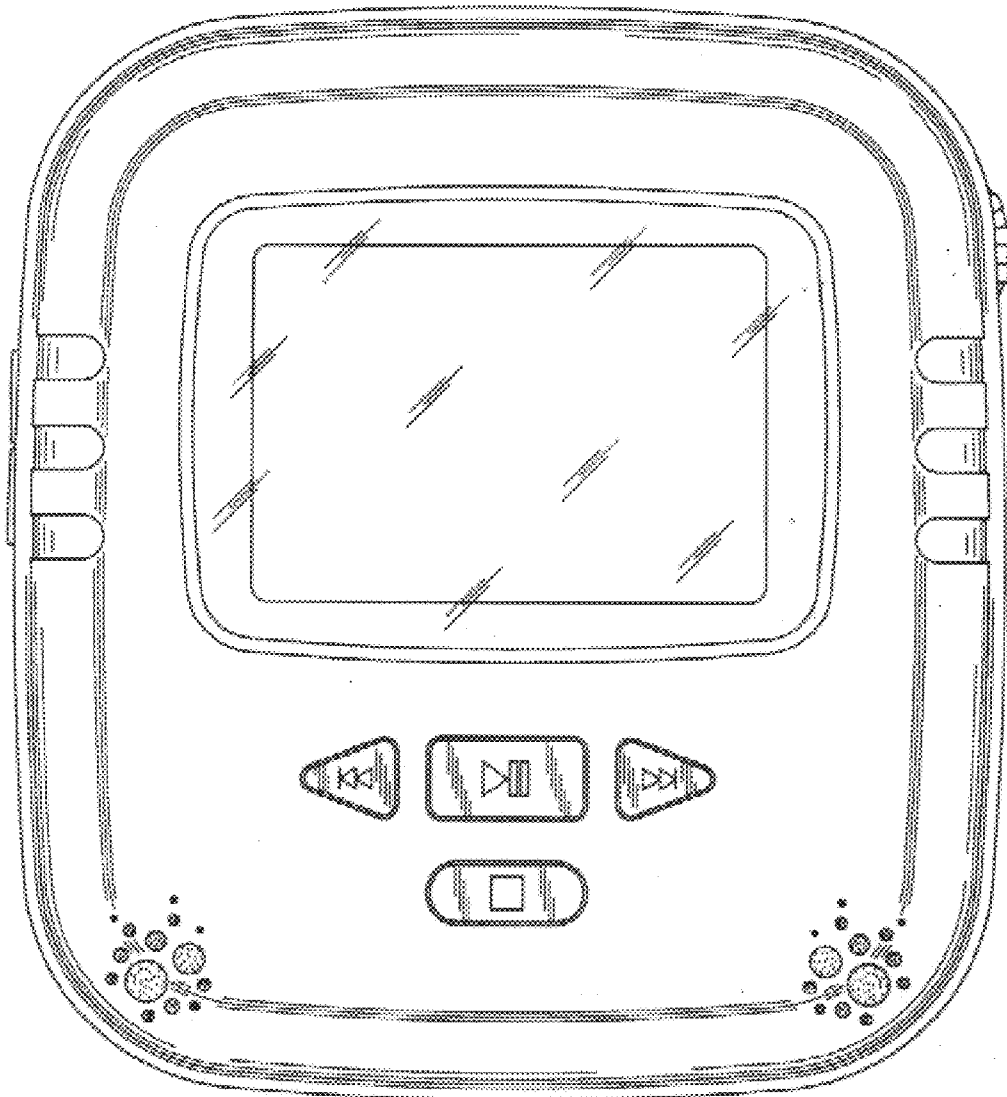
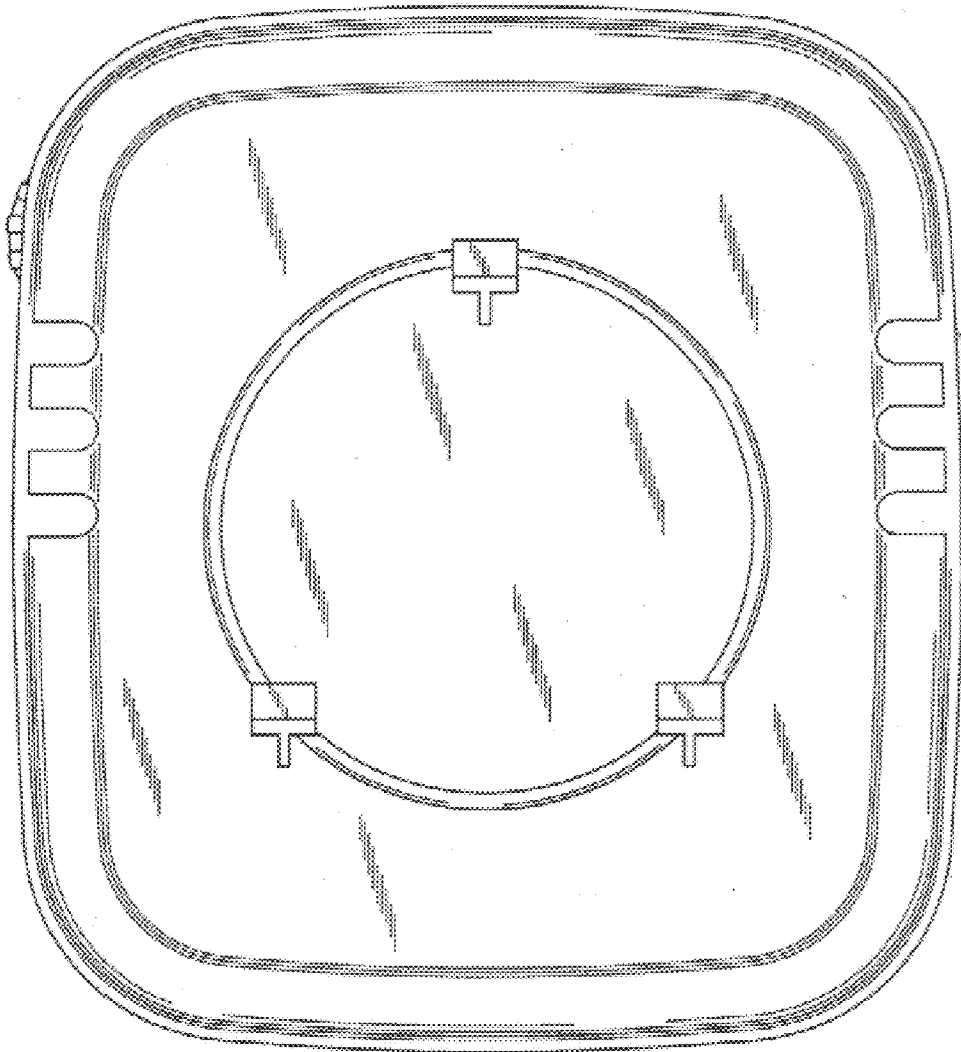


FIG. 2



*FIG. 3*






FIG. 6

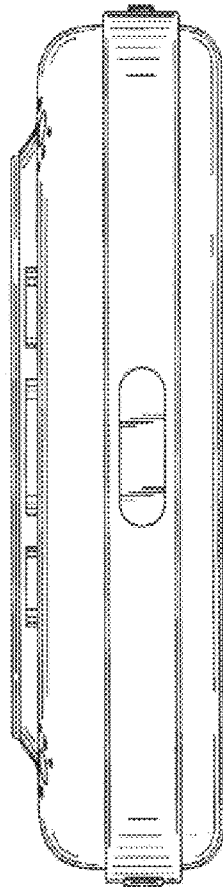


FIG. 7

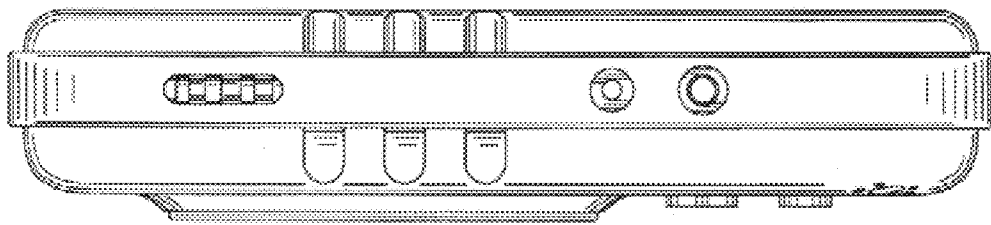


FIG. 5

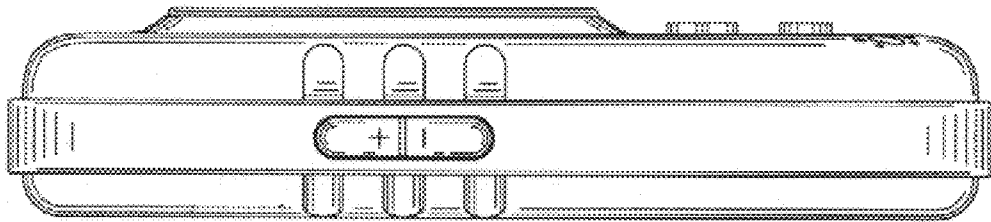


FIG. 4