United States Patent [19]

Shiono

[11] **Des. 255,677**

[45] ** **Jul. 1, 1980**

[54] **TELEPHONE SET**

[75] Inventor: **Toshio Shiono**, Yokohama, Japan

[73] Assignee: **Tamura Electric Works, Ltd.**, Tokyo, Japan

[**] Term: **14 Years**

[21] Appl. No.: **877,799**

[22] Filed: **Feb. 14, 1978**

[30] **Foreign Application Priority Data**

Aug. 15, 1977 [JP] Japan 52-32062

[51] **Int. Cl.** ..... **D14—03**

[52] **U.S. Cl.** **D14/53**

[58] **Field of Search** ..... D14/53, 57, 58; 179/179, 178, 100 D, 100 R, 100 C

[56] **References Cited**

U.S. PATENT DOCUMENTS

D. 212,000	8/1968	Akopovich	D14/53
D. 217,819	6/1970	Deushi et al.	D14/53
D. 244,617	6/1977	Breger	D14/53
D. 248,649	7/1978	Breger	D14/53
3,941,951	3/1976	Engstrom et al.	179/179

Primary Examiner—Bernard Ansher

Attorney, Agent, or Firm—Charles E. Pfund

[57] **CLAIM**

The ornamental design for telephone set, as shown and described.

DESCRIPTION

FIG. **1** is a front perspective view of telephone set showing our new design;
FIG. **2** is a front elevational view thereof;
FIG. **3** is a top plan view thereof;
FIG. **4** is a right side elevational view thereof;
FIG. **5** is a left side elevational view thereof;
FIG. **6** is a rear elevational view thereof;
FIG. **7** is a bottom plan view thereof; and
FIG. **8** is a front perspective view with the hand set separated from the telephone base.



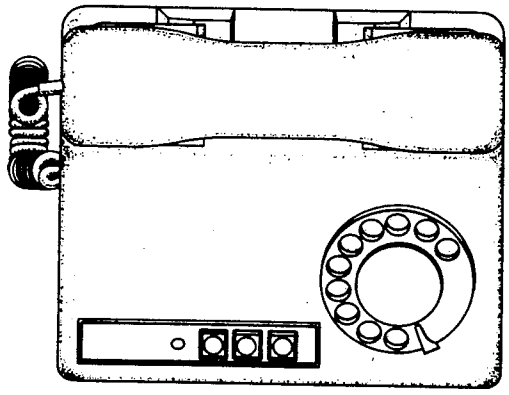

FIG.1



FIG.2

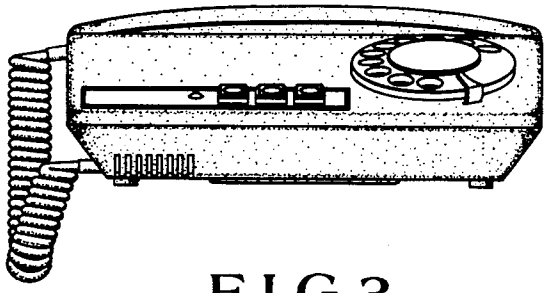

FIG.3

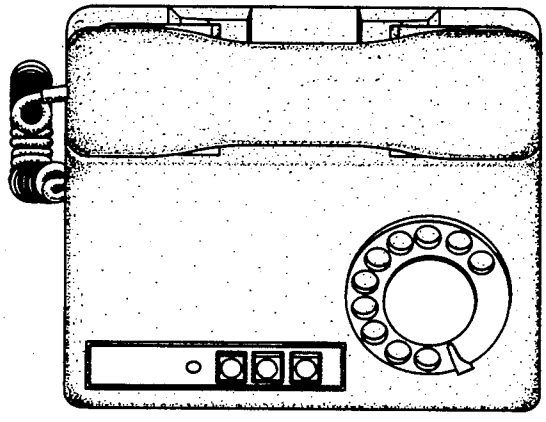

FIG.4

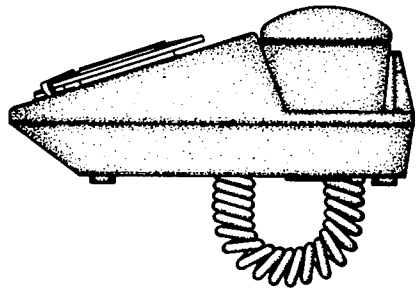

FIG.5

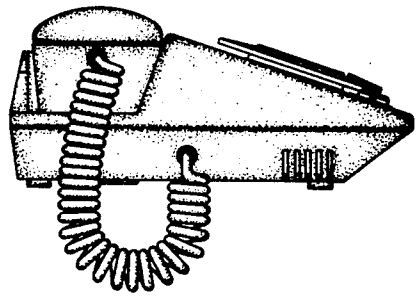

FIG.6

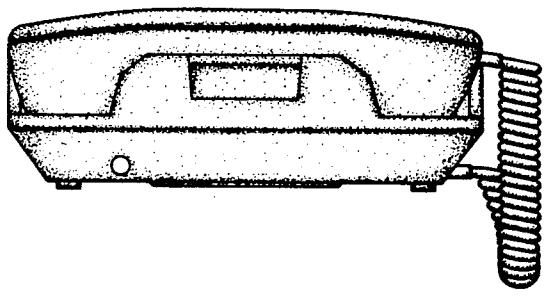

FIG.7

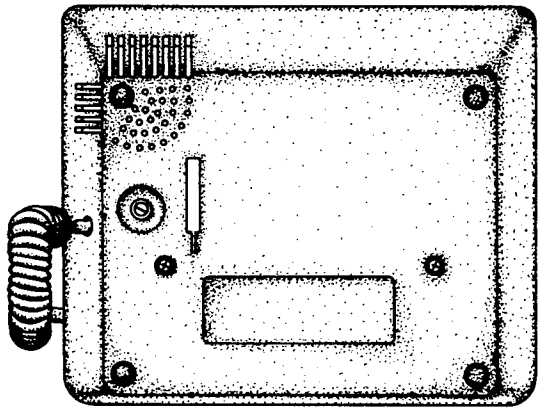

FIG.8

