

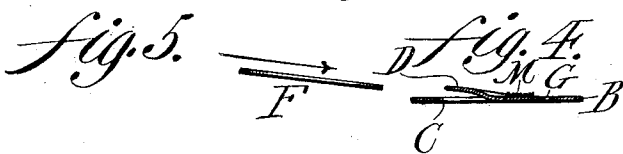
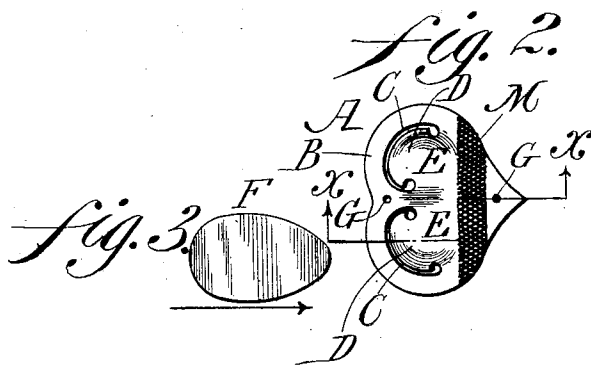
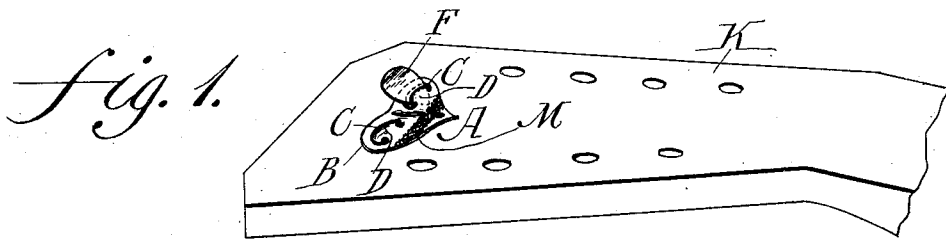


B. F. KNELL.
MANDOLIN PICK HOLDER.
APPLICATION FILED DEC. 31, 1902.

NO MODEL.



Witnesses

*L. Dowville,
P. H. Hagler.*

Inventor
Benjamin F. Knell.
By *Wiedersheim & Leibnans.*

UNITED STATES PATENT OFFICE.

BENJAMIN F. KNELL, OF PHILADELPHIA, PENNSYLVANIA.

MANDOLIN-PICK HOLDER.

SPECIFICATION forming part of Letters Patent No. 749,616, dated January 12, 1904.

Application filed December 31, 1902. Serial No. 137,251. (No model.)

To all whom it may concern:

Be it known that I, BENJAMIN F. KNELL, a citizen of the United States, residing in the city and county of Philadelphia, State of Pennsylvania, have invented a new and useful Improvement in Mandolin-Pick Holders, of which the following is a specification.

My invention relates to a pick-holder for mandolins.

It further consists in novel details of construction, all as will be hereinafter fully set forth.

Figure 1 represents a perspective view of a portion of the head of the mandolin with a pick-holder in position thereon. Fig. 2 represents a plan view of a pick-holder embodying my invention. Fig. 3 represents a plan view of the pick, showing the same in the act of being inserted. Fig. 4 represents a sectional view on line *x x*, Fig. 2. Fig. 5 represents a side elevation of a pick, showing the same in the position after insertion in the holder. Fig. 6 represents a perspective view of a pick-holder, showing a different means for securing the same to the mandolin. Fig. 7 represents a side elevation of a portion of the head of a mandolin, showing the pick-holder in position thereon.

Similar letters of reference indicate corresponding parts in the figures.

Referring to the drawings, A designates a pick-holder, the same consisting of a plate B, which is provided with slots C, and having tongues D, the portions E of said plate adjacent said tongues being slightly bulged or curved in order to form a spring for the tongues D, which latter are slightly raised above the surface of the plate B, as will best be understood from Fig. 4, for ease of insertion of the pick F, it being understood that the end of the pick is inserted beneath the tongues D and in the slots C, whereby said tongues will engage with said picks and hold the same securely in position, as will be understood from Fig. 1.

It will be evident that in place of making two tongues I may employ one or more and that I have shown two in order that a plurality of picks may be held, and in some instances I provide the plate B with the openings

G for securing the plate to the head of the mandolin. In lieu of this I may make the clip H integral with or secured to the plate B, as will best be understood from Figs. 6 and 7, the clip engaging with a suitable portion of the head and being provided with the pins J for engagement with the head K of the mandolin, and I make the end L of the clip slightly curved for ease of removal of the holder. If desired, I may provide the face of the plate B with the serrations or nicks M for sharpening the pick, the object of which is evident.

From the above it will be seen that the pick can be quickly and easily inserted or removed from the holder and when in the holder will be securely held, preventing loss and inconvenience, the present method of securing the pick being to pass the same through the strings of the mandolin, which not only affects the tune or key of the strings, but also causes the loss of many picks.

It will be evident that various changes may be made by those skilled in the art which will come within the scope of my invention, and I do not, therefore, desire to be limited in every instance to the exact construction herein shown and described.

Having thus described my invention, what I claim as new, and desire to secure by Letters Patent, is—

1. A pick-holder for mandolins comprising a substantially flat plate having serrations and a plurality of spring-tongues to engage and hold picks and means whereby the plate can be secured to a mandolin.

2. In a pick-holder for mandolins, a plate having a slot thereon, a tongue adjacent said slot, a bulged portion adjacent said tongue for forming a spring, and serrations beyond the bulged portion and means whereby the plate can be secured to the mandolin.

3. A pick-holder for mandolins comprising a plate having a slot therein, a spring-tongue adjacent said slot, and means whereby the plate can be secured to the mandolin, the upper face of said plate being provided with serrations.

4. In a pick-holder for mandolins, a plate having serrations, means for securing the same to a mandolin, a tongue independent of

said securing means, the outer edge of which tongue is situated slightly above the upper face of the plate, and a bulged portion adjacent said tongue, for forming a spring.

- 5 5. A pick-holder for mandolins comprising a plate having a slot therein, a tongue adjacent said slot, said tongue having a bulge extending to the end of the tongue of the shape

of the pick whereby room is provided for the pick between the top of the holder and the mandolin, and means for securing the holder to a mandolin.

BENJAMIN F. KNELL.

Witnesses:

JOHN A. WIEDERSHEIM,
C. D. McVAY.