



US00D494730S1

(12) **United States Design Patent**  
**Magee et al.**

(10) **Patent No.:** **US D494,730 S**

(45) **Date of Patent:** **\*\* Aug. 17, 2004**

(54) **AUTOMATED TELLER MACHINE**

D427,413 S	*	6/2000	Wallace et al.	.....	D99/35
D479,642 S	*	9/2003	Magee et al.	.....	D99/28
D481,515 S	*	10/2003	Magee et al.	.....	D99/28
D485,417 S	*	1/2004	Magee et al.	.....	D99/28

(75) Inventors: **Paul D. Magee**, North Canton, OH (US); **David Barker**, North Canton, OH (US); **Donald S. Nelson, Jr.**, Akron, OH (US); **Erin Q. Riddell**, Bay Village, OH (US); **Jesse P. Carlson**, Bay Village, OH (US)

\* cited by examiner

(73) Assignee: **Diebold Self-Service Systems, division of Diebold, Incorporated**, North Canton, OH (US)

*Primary Examiner*—Paula A. Greene  
(74) *Attorney, Agent, or Firm*—Ralph E. Jocke; Walker & Jocke

(\*\*) Term: **14 Years**

(57) **CLAIM**

We claim the ornamental design for automated teller machine, as shown.

(21) Appl. No.: **29/194,049**

(22) Filed: **Nov. 17, 2003**

**DESCRIPTION**

(51) **LOC (7) Cl.** ..... **99-00**

FIG. 1 is a top view.

(52) **U.S. Cl.** ..... **D99/28**

FIG. 2 is a front view.

(58) **Field of Search** ..... D99/28, 35, 36,  
D99/40, 41, 43; D20/1, 4, 5; D18/3.3, 3.1;  
235/379, 380, 381; 194/206, 350

FIG. 3 is a left side view, the right side view being a mirror image thereof; and,

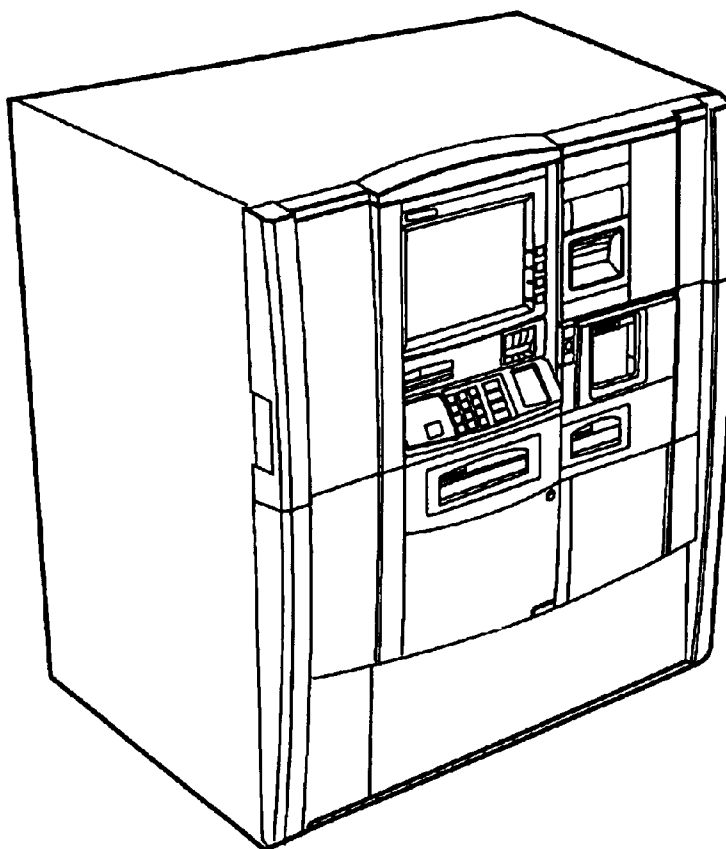
FIG. 4 is a right front perspective view.

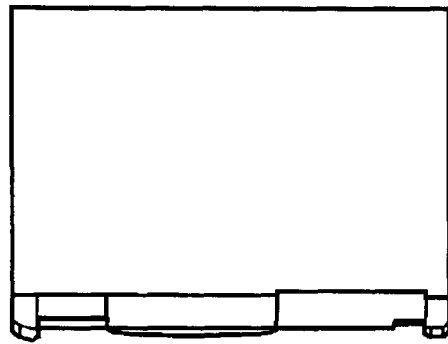
(56) **References Cited**

**U.S. PATENT DOCUMENTS**


D296,028 S \* 5/1988 Foster ..... D99/28

**1 Claim, 2 Drawing Sheets**

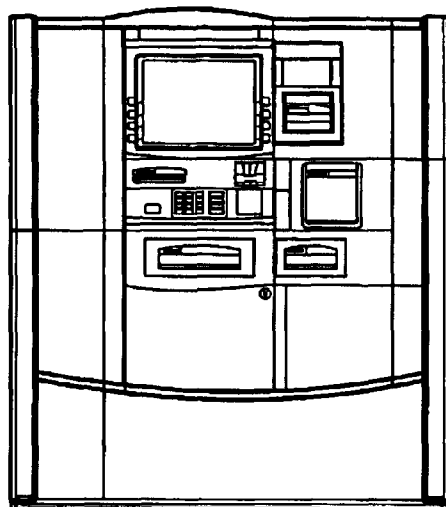




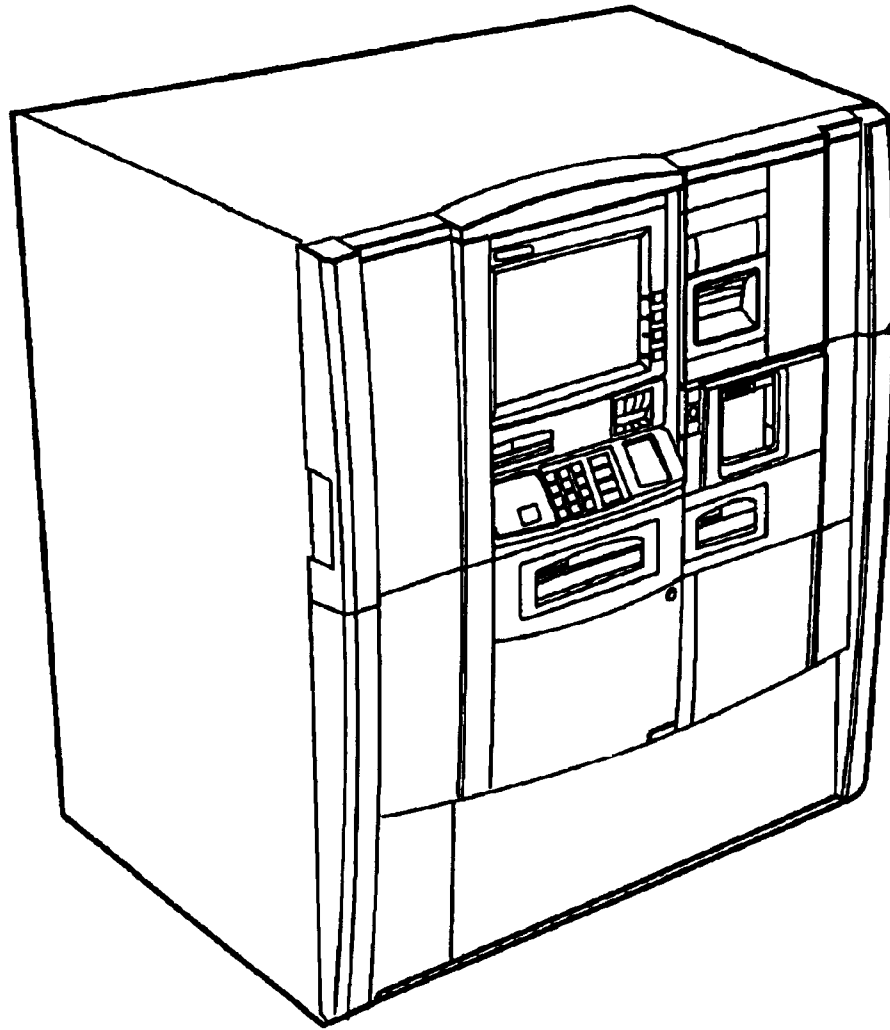
**Fig. 1**



**Fig. 3**



**Fig. 2**



**Fig. 4**