

(No Model.)

C. BOOSS.
MUFF.

No. 470,100.

Patented Mar. 1, 1892.

Fig. 1.

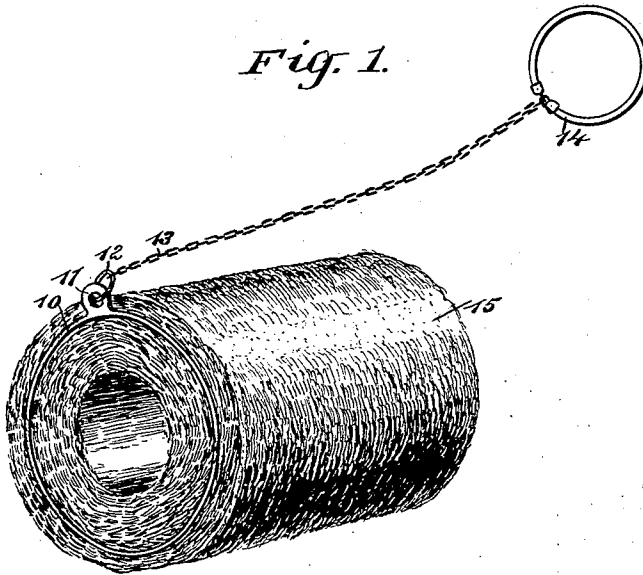


Fig. 2.

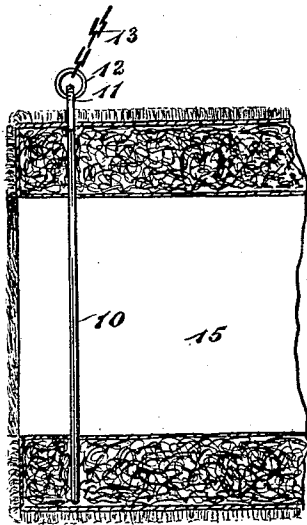
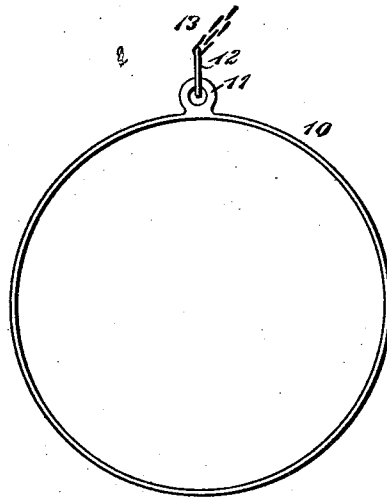


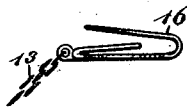
Fig. 3.



WITNESSES:

J. M. Criswell.
L. Bedginok

Fig. 4.



INVENTOR:

C. Booss
BY *Munn & Co.*
ATTORNEYS

UNITED STATES PATENT OFFICE.

CATHARINE BOOSS, OF NEW YORK, N. Y.

MUFF.

SPECIFICATION forming part of Letters Patent No. 470,100, dated March 1, 1892.

Application filed December 31, 1891. Serial No. 416,644. (No model.)

To all whom it may concern:

Be it known that I, CATHARINE BOOSS, of the city, county, and State of New York, have invented a new and Improved Attachment for Muffs, of which the following is a full, clear, and exact description.

My invention relates to improvements in an attachment for hand-muffs; and the object of my invention is to provide a simple and inexpensive device which may be easily applied to any muff of the character described, which will hold the muff in correct shape, and which will facilitate the attachment of the muff to the person so that it cannot be lost.

To this end my invention consists in certain features of construction and combinations of parts, which will be hereinafter described and claimed.

Reference is to be had to the accompanying drawings, forming a part of this specification, in which similar figures of reference indicate corresponding parts in all the views.

Figure 1 is a perspective view of a muff provided with my improved attachment. Fig. 2 is a broken sectional view of a muff having the main ring secured to the inside thereof. Fig. 3 is a front elevation of the ring, and Fig. 4 is a detail side elevation of a clasp adapted to connect the muff-chain with a bracelet or similar article.

The device is provided with a ring 10, which may be either flat or round and may be of any suitable material; but it is preferably yielding, and on one side of this ring is an outwardly-extending perforated ear 11, to which a hook or ring 12 may be secured, and this ring carries a chain 13, which at its free end connects with a bracelet 14, adapted to be worn upon the wrist in the usual manner.

The ring 10 may be secured to one end or to both ends of a muff 15, as shown in Fig. 1, and if the bracelet is then applied to the wrist it will be seen that the muff cannot be lost. If desired, the ring may be applied to the inside of the muff, as in Fig. 2, and it will be understood that it may be made to fit muffs of all sizes. When applied to the inside of the muff, the ear 11 projects outward through a perforation in the muff, as shown in Fig. 2.

Instead of using a special bracelet 14, the chain 13 may be provided with a spring-clasp 16, adapted to hook upon any ordinary bracelet; or the clasp may be made to connect with any convenient portion of the clothing, and in either case it and the chain will prevent the loss of the muff.

It will be seen that the ring and attachment above described will not only prevent the loss of the muff, but the ring will also hold the muff in its proper cylindrical shape, and if the muff is jammed or compressed the ring will immediately return to shape.

Having thus described my invention, I claim as new and desire to secure by Letters Patent—

A muff provided with a ring 10 of greater diameter than its opening and having an ear or eye 11, and a flexible connection secured at one end to said ear or eye and provided at its opposite end with a fastening or securing device adapted to be secured to the wearer of the muff, substantially as set forth.

CATHARINE BOOSS.

Witnesses:

WARREN B. HUTCHINSON,
C. SEDGWICK.