

(19) World Intellectual Property Organization
International Bureau



(43) International Publication Date
10 January 2002 (10.01.2002)

PCT

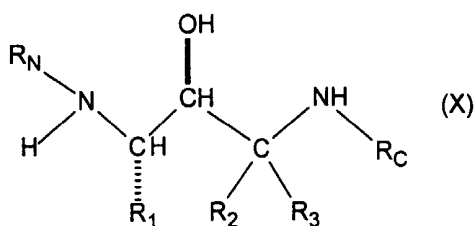
(10) International Publication Number
WO 02/02505 A2

- (51) International Patent Classification⁷: **C07C 215/00**
- (21) International Application Number: PCT/US01/20852
- (22) International Filing Date: 29 June 2001 (29.06.2001)
- (25) Filing Language: English
- (26) Publication Language: English
- (30) Priority Data:
60/215,323 30 June 2000 (30.06.2000) US
- (71) Applicant: **ELAN PHARMACEUTICALS, INC.**
[US/US]; 800 Gateway Boulevard, So. San Francisco, CA 94080 (US).
- (72) Inventors: **FANG, Lawrence, Y.**; 1193 Beach Park Boulevard, Foster City, CA 94404 (US). **HOM, Roy**; 82 Ina Court, San Francisco, CA 94112 (US). **JOHN, Varghese**; 1772 18th Avenue, San Francisco, CA 94122 (US). **MAILLAIRD, Michel**; 219 Shorebird Circle, Redwood Shores, CA 94065 (US).
- (74) Agent: **DAIGNAULT, Ronald, A.**; Merchant & Gould P.C., P.O. Box 2903, Minneapolis, MN 55402-0903 (US).
- (81) Designated States (*national*): AE, AG, AL, AM, AT, AT (utility model), AU, AZ, BA, BB, BG, BR, BY, BZ, CA, CH, CN, CO, CR, CU, CZ, CZ (utility model), DE, DE (utility model), DK, DK (utility model), DM, DZ, EC, EE, EE (utility model), ES, FI, FI (utility model), GB, GD, GE, GH, GM, HR, HU, ID, IL, IN, IS, JP, KE, KG, KP, KR, KZ, LC, LK, LR, LS, LT, LU, LV, MA, MD, MG, MK, MN, MW, MX, MZ, NO, NZ, PL, PT, RO, RU, SD, SE, SG, SI, SK, SK (utility model), SL, TJ, TM, TR, TT, TZ, UA, UG, UZ, VN, YU, ZA, ZW.
- (84) Designated States (*regional*): ARIPO patent (GH, GM, KE, LS, MW, MZ, SD, SL, SZ, TZ, UG, ZW), Eurasian patent (AM, AZ, BY, KG, KZ, MD, RU, TJ, TM), European patent (AT, BE, CH, CY, DE, DK, ES, FI, FR, GB, GR, IE, IT, LU, MC, NL, PT, SE, TR), OAPI patent (BF, BJ, CF, CG, CI, CM, GA, GN, GW, ML, MR, NE, SN, TD, TG).
- Published:**
— *without international search report and to be republished upon receipt of that report*
- For two-letter codes and other abbreviations, refer to the "Guidance Notes on Codes and Abbreviations" appearing at the beginning of each regular issue of the PCT Gazette.*



WO 02/02505 A2

(54) Title: COMPOUNDS TO TREAT ALZHEIMER'S DISEASE



(57) Abstract: The present invention is substituted amines of formula (X) useful in treating Alzheimer's disease and other similar diseases.

COMPOUNDS TO TREAT ALZHEIMER'S DISEASE

This application is being filed as a PCT International Patent Application in the name of Elan Pharmaceuticals, Inc., a U.S. national corporation and resident,
5 (Applicant for all countries), on 29 June 2001, designating all countries except US.

BACKGROUND OF THE INVENTION

1. Field of the Invention

10

The present invention is directed to compounds useful in treatment of Alzheimer's disease and similar diseases.

2. Description of the Related Art

15

Alzheimer's disease (AD) is a progressive degenerative disease of the brain primarily associated with aging. Clinical presentation of AD is characterized by loss of memory, cognition, reasoning, judgement, and orientation. As the disease progresses, motor, sensory, and linguistic abilities are also affected until there is
20 global impairment of multiple cognitive functions. These cognitive losses occur gradually, but typically lead to severe impairment and eventual death in the range of four to twelve years.

Alzheimer's disease is characterized by two major pathologic observations in the brain: neurofibrillary tangles and beta amyloid (or neuritic) plaques, comprised
25 predominantly of an aggregate of a peptide fragment know as A beta. Individuals with AD exhibit characteristic beta-amyloid deposits in the brain (beta amyloid plaques) and in cerebral blood vessels (beta amyloid angiopathy) as well as neurofibrillary tangles. Neurofibrillary tangles occur not only in Alzheimer's disease but also in other dementia-inducing disorders. On autopsy, large numbers of
30 these lesions are generally found in areas of the human brain important for memory and cognition.

Smaller numbers of these lesions in a more restricted anatomical distribution are found in the brains of most aged humans who do not have clinical AD. Amyloidogenic plaques and vascular amyloid angiopathy also characterize the

brains of individuals with Trisomy 21 (Down's Syndrome), Hereditary Cerebral Hemorrhage with Amyloidosis of the Dutch-Type (HCHWA-D), and other neurodegenerative disorders. Beta-amyloid is a defining feature of AD, now believed to be a causative precursor or factor in the development of disease. Deposition of A beta in areas of the brain responsible for cognitive activities is a major factor in the development of AD. Beta-amyloid plaques are predominantly composed of amyloid beta peptide (A beta, also sometimes designated betaA4). A beta peptide is derived by proteolysis of the amyloid precursor protein (APP) and is comprised of 39-42 amino acids. Several proteases called secretases are involved in the processing of APP.

Cleavage of APP at the N-terminus of the A beta peptide by beta-secretase and at the C-terminus by one or more gamma-secretases constitutes the beta-amyloidogenic pathway, i.e. the pathway by which A beta is formed. Cleavage of APP by alpha-secretase produces alpha-sAPP, a secreted form of APP that does not result in beta-amyloid plaque formation. This alternate pathway precludes the formation of A beta peptide. A description of the proteolytic processing fragments of APP is found, for example, in U.S. Patent Nos. 5,441,870; 5,721,130; and 5,942,400.

An aspartyl protease has been identified as the enzyme responsible for processing of APP at the beta-secretase cleavage site. The beta-secretase enzyme has been disclosed using varied nomenclature, including BACE, Asp, am Mamepsin. See, for example, Sindha et al., 1999, *Nature* 402:537-554 (p501) and published PCT application WO00/17369.

Several lines of evidence indicate that progressive cerebral deposition of beta-amyloid peptide (A beta) plays a seminal role in the pathogenesis of AD and can precede cognitive symptoms by years or decades. See, for example, Selkoe, 1991, *Neuron* 6:487. Release of A beta from neuronal cells grown in culture and the presence of A beta in cerebrospinal fluid (CSF) of both normal individuals and AD patients has been demonstrated. See, for example, Seubert et al., 1992, *Nature* 359:325-327.

It has been proposed that A beta peptide accumulates as a result of APP processing by beta-secretase, thus inhibition of this enzyme's activity is desirable for the treatment of AD. *In vivo* processing of APP at the beta-secretase cleavage

site is thought to be a rate-limiting step in A beta production, and is thus a therapeutic target for the treatment of AD. See for example, Sabbagh, M., et al., 1997, *Alz. Dis. Rev.* 3, 1-19.

BACE1 knockout mice fail to produce A beta, and present a normal
5 phenotype. When crossed with transgenic mice that overexpress APP, the progeny show reduced amounts of A beta in brain extracts as compared with control animals (Luo et.al., 2001 *Nature Neuroscience* 4:231-232). This evidence further supports the proposal that inhibition of beta-secretase activity and reduction of A beta in the brain provides a therapeutic method for the treatment of AD and other beta amyloid
10 disorders.

Published PCT application WO00/47618 entitled "Beta-Secretase Enzyme Compositions and Methods" identifies the beta-secretase enzyme and methods of its use. This publication also discloses oligopeptide inhibitors that bind the enzyme's active site and are useful in affinity column purification of the enzyme. In addition,
15 WO00/77030 discloses tetrapeptide inhibitors of beta-secretase activity that are based on a statine molecule

Various pharmaceutical agents have been proposed for the treatment of Alzheimer's disease but without any real success. US Patent 5,175,281 discloses 21-aminosteroids as being useful for treating Alzheimer's disease. US Patent 5,502,187
20 discloses bicyclic heterocyclic amines as being useful for treating Alzheimer's disease.

US Patents 4,616,088 and 4,665,193 discloses hydroxyethylamine compounds as anti-hypertensive agents due to their ability to inhibit renin.

US Patents 5,461,067 and 5,516,784, and 5,545,640, and 5,753,652 disclose the synthesis of HIV retroviral protease inhibitors.

25 US Patent 5,502,061 discloses HIV protease inhibitors containing an unsaturated carbocycle or heterocycle at the C-terminus.

US Patent 5,602,175 discloses hydroxyethylamine compounds as retroviral protease inhibitors.

US Patent 5,760,076 discloses hydroxyethylamino sulfonamide compounds
30 as retrovirus protease inhibitors.

US Patent 5,807,870 discloses hydroxyethylamine compounds for the inhibition of HIV protease.

US Patent 5,830,897 discloses hydroxyethylamino sulfonamide compounds as retrovirus protease inhibitors.

US Patent 5,849,911 discloses hydroxyethylamine HIV protease inhibitors which form hydrazines with one of the amino groups; this amino group must also be alkylated.

US Patent 6,022,872 discloses hydroxyethylamino sulfonyl urea compounds as HIV protease inhibitors.

US Patent 6,060,476 discloses hydroxyethylamino sulfonamide compounds as HIV protease inhibitors.

International Publication WO98/33795 discloses non-peptide inhibitors of cathepsin D.

International Publication WO00/056335 discloses non-peptide inhibitors of aspartyl proteases. These compounds influence processing of the amyloid precursor protein APP.

EP 0 609 625 discloses HIV protease inhibitors with only one noncyclized nitrogen atom.

Bioorganic & Medicinal Chemistry Letters, 5, 721-726 (1995) describes the synthesis of compounds useful for the inhibition of HIV protease in which the C-terminal nitrogen of the hydroxyethylamine compound is incorporated into a ring system such that a piperidine ring, with an amide substituent next to the nitrogen, is formed.

The hydroxyethylamine "nucleus" or isostere, which is present in the compounds of the present invention has been employed with success in the area of HIV protease inhibition. Many of these hydroxyethylamine compounds are known as well as how to make them. See for example, *J. Am. Chem. Soc.*, 93, 288-291 (1993), *Tetrahedron Letters*, 28(45) 5569-5572 (1987), *J. Med. Chem.*, 38(4), 581-584 (1994), *Tetrahedron Letters*, 38(4), 619-620 (1997).

J. Med. Chem., 35, 2525 (1992) discloses hydroxyethylamine inhibitors of HIV protease.

Synlett, 9, 703-704 (1993) discloses hydroxyethylamine inhibitors of HIV protease.

EP 652 009 A1 discloses inhibitors of aspartyl protease which inhibit beta-amyloid peptide production in cell culture and *in vivo*. The compounds which inhibit intracellular beta-amyloid peptide production are useful in treating Alzheimer's disease.

WO00/69262 discloses a new beta-secretase and its use in assays to screen for potential drug candidates against Alzheimer's disease.

WO01/00663 discloses memapsin 2 (human beta-secretase) as well as catalytically active recombinant enzyme. In addition, a method of identifying inhibitors of memapsin 2, as well as two inhibitors are disclosed. Both inhibitors that are disclosed are peptides.

WO01/00665 discloses inhibitors of memapsin 2 that are useful in treating Alzheimer's disease.

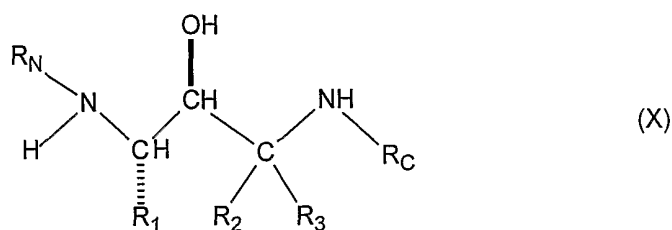
At present there are no effective treatments for halting, preventing, or reversing the progression of Alzheimer's disease. Therefore, there is an urgent need for pharmaceutical agents capable of slowing the progression of Alzheimer's disease and/or preventing it in the first place.

Compounds that are effective inhibitors of beta-secretase, that inhibit beta-secretase-mediated cleavage of APP, that are effective inhibitors of A beta production, and/or are effective to reduce amyloid beta deposits or plaques, are needed for the treatment and prevention of disease characterized by amyloid beta deposits or plaques, such as AD.

SUMMARY OF INVENTION

20

Disclosed is a substituted amine of formula (X)



25

where R₁ is:

(I) C₁-C₆ alkyl, optionally substituted with one, two or three substituents selected from the group consisting of C₁-C₃ alkyl, C₁-C₇ alkyl (optionally substituted with C₁-C₃ alkyl and C₁-C₃ alkoxy), -F, -Cl, -Br, -I, -OH, -SH, -C≡N, -CF₃, C₁-C₃ alkoxy, -NR_{1-a}R_{1-b} where R_{1-a} and R_{1-b} are -H or C₁-C₆ alkyl, -OC=O NR_{1-a}R_{1-b} where R_{1-a} and R_{1-b} are as defined above,

30

(II) $-\text{CH}_2-\text{S}(\text{O})_{0-2}-(\text{C}_1-\text{C}_6 \text{ alkyl})$,

(III) $-\text{CH}_2-\text{CH}_2-\text{S}(\text{O})_{0-2}-(\text{C}_1-\text{C}_6 \text{ alkyl})$,

(IV) C_2-C_6 alkenyl with one or two double bonds, optionally

substituted with one, two or three substituents selected from the group consisting of
5 $-\text{F}$, $-\text{Cl}$, $-\text{OH}$, $-\text{SH}$, $-\text{C}\equiv\text{N}$, $-\text{CF}_3$, C_1-C_3 alkoxy, $-\text{NR}_{1-a}\text{R}_{1-b}$ where R_{1-a} and R_{1-b} are $-\text{H}$
or C_1-C_6 alkyl,

(V) C_2-C_6 alkynyl with one or two triple bonds, optionally substituted
with one, two or three substituents selected from the group consisting of $-\text{F}$, $-\text{Cl}$, $-\text{OH}$, $-\text{SH}$, $-\text{C}\equiv\text{N}$, $-\text{CF}_3$, C_1-C_3 alkoxy, $-\text{NR}_{1-a}\text{R}_{1-b}$ where R_{1-a} and R_{1-b} are $-\text{H}$ or C_1-C_6
10 alkyl,

(VI) $-(\text{CH}_2)_{n_1}-(\text{R}_{1-\text{aryl}})$ where n_1 is zero or one and where $\text{R}_{1-\text{aryl}}$ is
phenyl, 1-naphthyl, 2-naphthyl and indanyl, indenyl, dihydronaphthyl, tetralinyl
optionally substituted with one, two, three or four of the following substituents on
the aryl ring:

15 (A) C_1-C_6 alkyl optionally substituted with one, two or three
substituents selected from the group consisting of C_1-C_3 alkyl, $-\text{F}$, $-\text{Cl}$, $-\text{Br}$, $-\text{I}$, $-\text{OH}$,
 $-\text{SH}$, $-\text{NR}_{1-a}\text{R}_{1-b}$ where R_{1-a} and R_{1-b} are as defined above, $-\text{C}\equiv\text{N}$, $-\text{CF}_3$, C_1-C_3 alkoxy,

(B) C_2-C_6 alkenyl with one or two double bonds, optionally
substituted with one, two or three substituents selected from the group consisting of
20 $-\text{F}$, $-\text{Cl}$, $-\text{OH}$, $-\text{SH}$, $-\text{C}\equiv\text{N}$, $-\text{CF}_3$, C_1-C_3 alkoxy, $-\text{NR}_{1-a}\text{R}_{1-b}$ where R_{1-a} and R_{1-b} are $-\text{H}$
or C_1-C_6 alkyl,

(C) C_2-C_6 alkynyl with one or two triple bonds, optionally
substituted with one, two or three substituents selected from the group consisting of
 $-\text{F}$, $-\text{Cl}$, $-\text{OH}$, $-\text{SH}$, $-\text{C}\equiv\text{N}$, $-\text{CF}_3$, C_1-C_3 alkoxy, $-\text{NR}_{1-a}\text{R}_{1-b}$ where R_{1-a} and R_{1-b} are $-\text{H}$
25 or C_1-C_6 alkyl,

(D) $-\text{F}$, Cl , $-\text{Br}$ and $-\text{I}$,

(E) $-\text{C}_1-\text{C}_6$ alkoxy optionally substituted with one, two or
three $-\text{F}$,

(F) $-\text{NR}_{N-2}\text{R}_{N-3}$ where R_{N-2} and R_{N-3} are as defined below,

30 (G) $-\text{OH}$,

(H) $-\text{C}\equiv\text{N}$,

(I) C₃-C₇ cycloalkyl, optionally substituted with one, two or three substituents selected from the group consisting of -F, -Cl, -OH, -SH, -C≡N, -CF₃, C₁-C₃ alkoxy, -NR_{1-a}R_{1-b} where R_{1-a} and R_{1-b} are -H or C₁-C₆ alkyl,

(J) -CO-(C₁-C₄ alkyl),

5 (K) -SO₂-NR_{1-a}R_{1-b} where R_{1-a} and R_{1-b} are as defined above,

(L) -CO-NR_{1-a}R_{1-b} where R_{1-a} and R_{1-b} are as defined above,

(M) -SO₂-(C₁-C₄ alkyl),

(VII) -(CH₂)_{n1}-(R_{1-heteroaryl}) where n₁ is as defined above and where R_{1-heteroaryl} is selected from the group consisting of:

10 pyridinyl,
pyrimidinyl,
quinolinyl,
benzothienyl,
indolyl,
15 indolinyl,
pyridazinyl,
pyrazinyl,
isoindolyl,
isoquinolyl,
20 quinazolinyll,
quinoxalinyll,
phthalazinyl,
imidazolyl,
isoxazolyl,
25 pyrazolyl,
oxazolyl,
thiazolyl,
indolizinyll,
indazolyl,
30 benzothiazolyl,
benzimidazolyl,
benzofuranyl,
furanyl,

thienyl,
pyrrolyl,
oxadiazolyl,
thiadiazolyl,
5 triazolyl,
tetrazolyl,
oxazolopyridinyl,
imidazopyridinyl,
isothiazolyl,
10 naphthyridinyl,
cinnolinyl,
carbazolyl,
beta-carbolinyl,
isochromanyl,
15 chromanyl,
tetrahydroisoquinolinyl,
isoindolinyl,
isobenzotetrahydrofuranlyl,
isobenzotetrahydrothienyl,
20 isobenzothieryl,
benzoxazolyl,
pyridopyridinyl,
benzotetrahydrofuranlyl,
benzotetrahydrothienyl,
25 purinyl,
benzodioxolyl,
triazinyl,
phenoxazinyl,
phenothiazinyl,
30 pteridinyl,
benzothiazolyl,
imidazopyridinyl,
imidazothiazolyl,
dihydrobenzisoxazinyl,

benzisoaxazinyl,
benzoxazinyl,
dihydrobenzothiazinyl,
benzopyranyl,
5 benzothiopyranyl,
coumarinyl,
isocoumarinyl,
chromonyl,
chromanonyl,
10 pyridinyl-N-oxide
tetrahydroquinolinyl
dihydroquinolinyl
dihydroquinolinonyl
dihydroisoquinolinonyl
15 dihydrocoumarinyl
dihydroisocoumarinyl
isoindolinonyl
benzodioxanyl
benzoxazolinonyl
20 pyrrolyl N-oxide,
pyrimidinyl N-oxide,
pyridazinyl N-oxide,
pyrazinyl N-oxide,
quinolinyl N-oxide,
25 indolyl N-oxide,
indolinyl N-oxide,
isoquinolyl N-oxide,
quinazoliny N-oxide,
quinoxaliny N-oxide,
30 phthalazinyl N-oxide,
imidazolyl N-oxide,
isoxazolyl N-oxide,
oxazolyl N-oxide,
thiazolyl N-oxide,

indolizinyl N-oxide,
 indazolyl N-oxide,
 benzothiazolyl N-oxide,
 benzimidazolyl N-oxide,
 5 pyrrolyl N-oxide,
 oxadiazolyl N-oxide,
 thiadiazolyl N-oxide,
 triazolyl N-oxide,
 tetrazolyl N-oxide,

10 benzothiopyranyl S-oxide,
 benzothiopyranyl S,S-dioxide,

where the $R_{1\text{-heteroaryl}}$ group is bonded to $-(CH_2)_{n1}$ - by any ring atom of the parent $R_{N\text{-heteroaryl}}$ group substituted by hydrogen such that the new bond to the $R_{1\text{-heteroaryl}}$ group replaces the hydrogen atom and its bond, where heteroaryl is
 15 optionally substituted with one, two, three or four of:

(1) C_1 - C_6 alkyl optionally substituted with one, two or three substituents selected from the group consisting of C_1 - C_3 alkyl, -F, -Cl, -Br, -I, -OH, -SH, $-NR_{1-a}R_{1-b}$ where R_{1-a} and R_{1-b} are as defined above, $-C\equiv N$, $-CF_3$, C_1 - C_3 alkoxy,

(2) C_2 - C_6 alkenyl with one or two double bonds, optionally
 20 substituted with one, two or three substituents selected from the group consisting of -F, -Cl, -OH, -SH, $-C\equiv N$, $-CF_3$, C_1 - C_3 alkoxy, $-NR_{1-a}R_{1-b}$ where R_{1-a} and R_{1-b} are -H or C_1 - C_6 alkyl,

(3) C_2 - C_6 alkynyl with one or two triple bonds, optionally substituted with one, two or three substituents selected from the group consisting of
 25 -F, -Cl, -OH, -SH, $-C\equiv N$, $-CF_3$, C_1 - C_3 alkoxy, $-NR_{1-a}R_{1-b}$ where R_{1-a} and R_{1-b} are -H or C_1 - C_6 alkyl,

(4) -F, -Cl, -Br and -I,

(5) C_1 - C_6 alkoxy optionally substituted with one, two, or
 three -F,

30 (6) $-NR_{N-2}R_{N-3}$ where R_{N-2} and R_{N-3} are as defined below,

(7) -OH,

(8) $-C\equiv N$,

(9) C₃-C₇ cycloalkyl, optionally substituted with one, two or three substituents selected from the group consisting of -F, -Cl, -OH, -SH, -C≡N, -CF₃, C₁-C₃ alkoxy, -NR_{1-a}R_{1-b} where R_{1-a} and R_{1-b} are -H or C₁-C₆ alkyl,

(10) -CO-(C₁-C₄ alkyl),

5 (11) -SO₂-NR_{1-a}R_{1-b} where R_{1-a} and R_{1-b} are as defined above,

(12) -CO-NR_{1-a}R_{1-b} where R_{1-a} and R_{1-b} are as defined above,

(13) -SO₂-(C₁-C₄ alkyl), with the proviso that when n₁ is zero

R_{1-heteroaryl} is not bonded to the carbon chain by nitrogen,

(VIII) -(CH₂)_{n1}-(R_{1-heterocycle}) where n₁ is as defined above and

10 R_{1-heterocycle} is selected from the group consisting of:

morpholinyl,

thiomorpholinyl,

thiomorpholinyl S-oxide,

thiomorpholinyl S,S-dioxide,

15 piperazinyl,

homopiperazinyl,

pyrrolidinyl,

pyrrolinyl,

tetrahydropyranyl,

20 piperidinyl,

tetrahydrofuranyl,

tetrahydrothienyl,

homopiperidinyl,

homomorpholinyl,

25 homothiomorpholinyl,

homothiomorpholinyl S,S-dioxide, and

oxazolidinonyl,

dihydropyrazolyl

dihydropyrrolyl

30 dihydropyrazinyl

dihydropyridinyl

dihydropyrimidinyl

dihydrofuryl

dihydropyranyl
 tetrahydrothienyl S-oxide
 tetrahydrothienyl S,S-dioxide
 homothiomorpholinyl S-oxide

5 where the $R_{1\text{-heterocycle}}$ group is bonded by any atom of the parent $R_{1\text{-heterocycle}}$ group substituted by hydrogen such that the new bond to the $R_{1\text{-heterocycle}}$ group replaces the hydrogen atom and its bond, where heterocycle is optionally substituted with one, two, three or four:

(1) $C_1\text{-}C_6$ alkyl optionally substituted with one, two or
 10 three substituents selected from the group consisting of $C_1\text{-}C_3$ alkyl, -F, -Cl, -Br, -I, -OH, -SH, $\text{-NR}_{1\text{-}a}\text{R}_{1\text{-}b}$ where $R_{1\text{-}a}$ and $R_{1\text{-}b}$ are as defined above, $\text{-C}\equiv\text{N}$, -CF_3 , $C_1\text{-}C_3$ alkoxy,

(2) $C_2\text{-}C_6$ alkenyl with one or two double bonds,
 optionally substituted with one, two or three substituents selected from the group
 15 consisting of -F, -Cl, -OH, -SH, $\text{-C}\equiv\text{N}$, -CF_3 , $C_1\text{-}C_3$ alkoxy, $\text{-NR}_{1\text{-}a}\text{R}_{1\text{-}b}$ where $R_{1\text{-}a}$ and $R_{1\text{-}b}$ are -H or $C_1\text{-}C_6$ alkyl,

(3) $C_2\text{-}C_6$ alkynyl with one or two triple bonds,
 optionally substituted with one, two or three substituents selected from the group
 consisting of -F, -Cl, -OH, -SH, $\text{-C}\equiv\text{N}$, -CF_3 , $C_1\text{-}C_3$ alkoxy, $\text{-NR}_{1\text{-}a}\text{R}_{1\text{-}b}$ where $R_{1\text{-}a}$
 20 and $R_{1\text{-}b}$ are -H or $C_1\text{-}C_6$ alkyl,

(4) -F, -Cl, -Br and -I,

(5) $C_1\text{-}C_6$ alkoxy optionally substituted with one, two,
 or three -F,

(6) $\text{-NR}_{N\text{-}2}\text{R}_{N\text{-}3}$ where $R_{N\text{-}2}$ and $R_{N\text{-}3}$ are as defined
 25 below,

(7) -OH,

(8) $\text{-C}\equiv\text{N}$,

(9) $C_3\text{-}C_7$ cycloalkyl, optionally substituted with one,
 two or three substituents selected from the group consisting of -F, -Cl, -OH, -SH
 30 $\text{-C}\equiv\text{N}$, -CF_3 , $C_1\text{-}C_3$ alkoxy, $\text{-NR}_{1\text{-}a}\text{R}_{1\text{-}b}$ where $R_{1\text{-}a}$ and $R_{1\text{-}b}$ are -H or $C_1\text{-}C_6$ alkyl,

(10) $\text{-CO-(}C_1\text{-}C_4\text{ alkyl)}$,

(11) $\text{-SO}_2\text{-NR}_{1\text{-}a}\text{R}_{1\text{-}b}$ where $R_{1\text{-}a}$ and $R_{1\text{-}b}$ are as defined
 above,

(12) $-\text{CO}-\text{NR}_{1-a}\text{R}_{1-b}$ where R_{1-a} and R_{1-b} are as defined

above,

(13) $-\text{SO}_2-(\text{C}_1-\text{C}_4 \text{ alkyl})$,

(14) $=\text{O}$, with the proviso that when n_1 is zero R_1 -

5 heterocycle is not bonded to the carbon chain by nitrogen;

where R_2 is:

(I)-H, or

(II) C_1-C_6 alkyl, optionally substituted with one, two or three

substituents selected from the group consisting of C_1-C_3 alkyl, -F, -Cl, -Br, -I, -OH,

10 -SH, $-\text{C}\equiv\text{N}$, $-\text{CF}_3$, C_1-C_3 alkoxy, $-\text{NR}_{1-a}\text{R}_{1-b}$ where R_{1-a} and R_{1-b} are as defined above;

where R_3 is:

(I)-H, and

(II) C_1-C_6 alkyl, optionally substituted with one, two or three

substituents selected from the group consisting of C_1-C_3 alkyl, -F, -Cl, -Br, -I, -OH,

15 -SH, $-\text{C}\equiv\text{N}$, $-\text{CF}_3$, C_1-C_3 alkoxy, $-\text{NR}_{1-a}\text{R}_{1-b}$ where R_{1-a} and R_{1-b} are as defined above;

and where R_2 and R_3 are taken together with the carbon to which they are attached to form a carbocycle of three, four, five, six, and seven carbon atoms, optionally where one carbon atom is replaced by a heteroatom selected from the group consisting of -O-, -S-, $-\text{SO}_2-$, $-\text{NR}_{N-2}-$, where R_{N-2} is as defined below;

20 where R_N is:

(I) $\text{R}_{N-1}-\text{X}_N-$ where X_N is selected from the group consisting of:

(A) $-\text{CO}-$,

(B) $-\text{SO}_2-$

where R_{N-1} is selected from the group consisting of:

25 (A) $\text{R}_{N-\text{aryl}}$ where $\text{R}_{N-\text{aryl}}$ is phenyl, 1-naphthyl, 2-naphthyl, tetralinyl, indanyl, dihydronaphthyl or 6,7,8,9-tetrahydro-5H-benzo[a]cycloheptenyl, optionally substituted with one, two or three of the following substituents which can be the same or different and are:

(1) C_1-C_6 alkyl, optionally substituted with one, two or

30 three substituents selected from the group consisting of C_1-C_3 alkyl, -F, -Cl, -Br, -I, -OH, -SH, $-\text{C}\equiv\text{N}$, $-\text{CF}_3$, C_1-C_3 alkoxy, $-\text{NR}_{1-a}\text{R}_{1-b}$ where R_{1-a} and R_{1-b} are as defined above,

(2) -OH,

14

(3) $-\text{NO}_2$,(4) $-\text{F}$, $-\text{Cl}$, $-\text{Br}$, $-\text{I}$,(5) $-\text{CO}-\text{OH}$,(6) $-\text{C}\equiv\text{N}$,

5 (7) $-(\text{CH}_2)_{0-4}-\text{CO}-\text{NR}_{\text{N}-2}\text{R}_{\text{N}-3}$ where $\text{R}_{\text{N}-2}$ and $\text{R}_{\text{N}-3}$ are the same or different and are selected from the group consisting of:

(a) $-\text{H}$,

(b) $-\text{C}_1-\text{C}_6$ alkyl optionally substituted with one substituent selected from the group consisting of:

10 (i) $-\text{OH}$,(ii) $-\text{NH}_2$,(c) $-\text{C}_1-\text{C}_6$ alkyl optionally substituted with oneto three $-\text{F}$, $-\text{Cl}$, $-\text{Br}$, $-\text{I}$,(d) $-\text{C}_3-\text{C}_7$ cycloalkyl,15 (e) $-(\text{C}_1-\text{C}_2 \text{ alkyl})-(\text{C}_3-\text{C}_7 \text{ cycloalkyl})$,(f) $-(\text{C}_1-\text{C}_6 \text{ alkyl})-\text{O}-(\text{C}_1-\text{C}_3 \text{ alkyl})$,(g) $-\text{C}_2-\text{C}_6$ alkenyl with one or two double

bonds,

(h) $-\text{C}_2-\text{C}_6$ alkynyl with one or two triple

20 bonds,

(i) $-\text{C}_1-\text{C}_6$ alkyl chain with one double bond

and one triple bond,

(j) $-\text{R}_{1-\text{aryl}}$ where $\text{R}_{1-\text{aryl}}$ is as defined above,(k) $-\text{R}_{1-\text{heteroaryl}}$ where $\text{R}_{1-\text{heteroaryl}}$ is as defined

25 above,

(8) $-(\text{CH}_2)_{0-4}-\text{CO}-(\text{C}_1-\text{C}_{12} \text{ alkyl})$,(9) $-(\text{CH}_2)_{0-4}-\text{CO}-(\text{C}_2-\text{C}_{12} \text{ alkenyl with one, two or$

three double bonds),

(10) $-(\text{CH}_2)_{0-4}-\text{CO}-(\text{C}_2-\text{C}_{12} \text{ alkynyl with one, two or$

30 three triple bonds),

(11) $-(\text{CH}_2)_{0-4}-\text{CO}-(\text{C}_3-\text{C}_7 \text{ cycloalkyl})$,(12) $-(\text{CH}_2)_{0-4}-\text{CO}-\text{R}_{1-\text{aryl}}$ where $\text{R}_{1-\text{aryl}}$ is as defined

above,

(13) $-(\text{CH}_2)_{0-4}-\text{CO}-\text{R}_{1-\text{heteroaryl}}$ where $\text{R}_{1-\text{heteroaryl}}$ is as defined above,

(14) $-(\text{CH}_2)_{0-4}-\text{CO}-\text{R}_{1-\text{heterocycle}}$ where $\text{R}_{1-\text{heterocycle}}$ is as defined above,

5 (15) $-(\text{CH}_2)_{0-4}-\text{CO}-\text{R}_{\text{N-4}}$ where $\text{R}_{\text{N-4}}$ is selected from the group consisting of morpholinyl, thiomorpholinyl, piperazinyl, piperidinyl, homomorpholinyl, homothiomorpholinyl, homothiomorpholinyl S-oxide, homothiomorpholinyl S,S-dioxide, pyrrolinyl and pyrrolidinyl where each group is optionally substituted with one, two, three, or four of C_1-C_6 alkyl,

10 (16) $-(\text{CH}_2)_{0-4}-\text{CO}-\text{O}-\text{R}_{\text{N-5}}$ where $\text{R}_{\text{N-5}}$ is selected from the group consisting of:

(a) C_1-C_6 alkyl,

(b) $-(\text{CH}_2)_{0-2}-\text{R}_{1-\text{aryl}}$ where $\text{R}_{1-\text{aryl}}$ is as defined above,

15 (c) C_2-C_6 alkenyl containing one or two double bonds,

(d) C_2-C_6 alkynyl containing one or two triple bonds,

(e) C_3-C_7 cycloalkyl,

20 (f) $-(\text{CH}_2)_{0-2}-\text{R}_{1-\text{heteroaryl}}$ where $\text{R}_{1-\text{heteroaryl}}$ is as defined above,

(17) $-(\text{CH}_2)_{0-4}-\text{SO}_2-\text{NR}_{\text{N-2}}\text{R}_{\text{N-3}}$ where $\text{R}_{\text{N-2}}$ and $\text{R}_{\text{N-3}}$ are as defined above,

(18) $-(\text{CH}_2)_{0-4}-\text{SO}-(\text{C}_1-\text{C}_8 \text{ alkyl})$,

25 (19) $-(\text{CH}_2)_{0-4}-\text{SO}_2-(\text{C}_1-\text{C}_{12} \text{ alkyl})$,

(20) $-(\text{CH}_2)_{0-4}-\text{SO}_2-(\text{C}_3-\text{C}_7 \text{ cycloalkyl})$,

(21) $-(\text{CH}_2)_{0-4}-\text{N}(\text{H or } \text{R}_{\text{N-5}})-\text{CO}-\text{O}-\text{R}_{\text{N-5}}$ where $\text{R}_{\text{N-5}}$ can be the same or different and is as defined above,

30 (22) $-(\text{CH}_2)_{0-4}-\text{N}(\text{H or } \text{R}_{\text{N-5}})-\text{CO}-\text{N}(\text{R}_{\text{N-5}})_2$, where $\text{R}_{\text{N-5}}$ can be the same or different and is as defined above,

(23) $-(\text{CH}_2)_{0-4}-\text{N}-\text{CS}-\text{N}(\text{R}_{\text{N-5}})_2$, where $\text{R}_{\text{N-5}}$ can be the same or different and is as defined above,

(24) $-(\text{CH}_2)_{0-4}-\text{N}(\text{H or } \text{R}_{\text{N-5}})-\text{CO}-\text{R}_{\text{N-2}}$ where $\text{R}_{\text{N-5}}$ and $\text{R}_{\text{N-2}}$ can be the same or different and are as defined above,

- (25) $-(\text{CH}_2)_{0-4}-\text{NR}_{\text{N}-2}\text{R}_{\text{N}-3}$ where $\text{R}_{\text{N}-2}$ and $\text{R}_{\text{N}-3}$ can be the same or different and are as defined above,
- (26) $-(\text{CH}_2)_{0-4}-\text{R}_{\text{N}-4}$ where $\text{R}_{\text{N}-4}$ is as defined above,
- (27) $-(\text{CH}_2)_{0-4}-\text{O}-\text{CO}-(\text{C}_1-\text{C}_6 \text{ alkyl})$,
- 5 (28) $-(\text{CH}_2)_{0-4}-\text{O}-\text{P}(\text{O})-(\text{OR}_{\text{N-aryl-1}})_2$ where $\text{R}_{\text{N-aryl-1}}$ is -H or C_1-C_4 alkyl,
- (29) $-(\text{CH}_2)_{0-4}-\text{O}-\text{CO}-\text{N}(\text{R}_{\text{N}-5})_2$ where $\text{R}_{\text{N}-5}$ is as defined above,
- (30) $-(\text{CH}_2)_{0-4}-\text{O}-\text{CS}-\text{N}(\text{R}_{\text{N}-5})_2$ where $\text{R}_{\text{N}-5}$ is as defined above,
- 10 (31) $-(\text{CH}_2)_{0-4}-\text{O}-(\text{R}_{\text{N}-5})_2$ where $\text{R}_{\text{N}-5}$ is as defined above,
- (32) $-(\text{CH}_2)_{0-4}-\text{O}-(\text{R}_{\text{N}-5})_2-\text{COOH}$ where $\text{R}_{\text{N}-5}$ is as defined above,
- 15 (33) $-(\text{CH}_2)_{0-4}-\text{S}-(\text{R}_{\text{N}-5})_2$ where $\text{R}_{\text{N}-5}$ is as defined above,
- (34) $-(\text{CH}_2)_{0-4}-\text{O}-(\text{C}_1-\text{C}_6 \text{ alkyl optionally substituted with one, two, three, four, or five of -F})$,
- (35) $\text{C}_3-\text{C}_7 \text{ cycloalkyl}$,
- 20 (36) $\text{C}_2-\text{C}_6 \text{ alkenyl}$ with one or two double bonds optionally substituted with $\text{C}_1-\text{C}_3 \text{ alkyl}$, -F, -Cl, -Br, -I, -OH, -SH, $-\text{C}\equiv\text{N}$, $-\text{CF}_3$, $\text{C}_1-\text{C}_3 \text{ alkoxy}$, $-\text{NR}_{1-a}\text{R}_{1-b}$ where R_{1-a} and R_{1-b} are as defined above,
- (37) $\text{C}_2-\text{C}_6 \text{ alkynyl}$ with one or two triple bonds optionally substituted with $\text{C}_1-\text{C}_3 \text{ alkyl}$, -F, -Cl, -Br, -I, -OH, -SH, $-\text{C}\equiv\text{N}$, $-\text{CF}_3$, $\text{C}_1-\text{C}_3 \text{ alkoxy}$, $-\text{NR}_{1-a}\text{R}_{1-b}$ where R_{1-a} and R_{1-b} are as defined above,
- 25 (38) $-(\text{CH}_2)_{0-4}-\text{N}(-\text{H or } \text{R}_{\text{N}-5})-\text{SO}_2-\text{R}_{\text{N}-2}$ where $\text{R}_{\text{N}-5}$ and $\text{R}_{\text{N}-2}$ can be the same or different and are as described above, or
- (39) $-(\text{CH}_2)_{0-4}-\text{C}_3-\text{C}_7 \text{ cycloalkyl}$,
- (B) $-\text{R}_{\text{N-heteroaryl}}$ where $\text{R}_{\text{N-heteroaryl}}$ is selected from the group
- 30 consisting of:
- pyridinyl,
- pyrimidinyl,
- quinolinyl,

17

benzothienyl,
indolyl,
indolinyl,
pyridazinyl,
5 pyrazinyl,
isoindolyl,
isoquinolyl,
quinazolinyl,
quinoxalinyl,
10 phthalazinyl,
imidazolyl,
isoxazolyl,
pyrazolyl,
oxazolyl,
15 thiazolyl,
indolizinyll,
indazolyl,
benzothiazolyl,
benzimidazolyl,
20 benzofuranyl,
furanyl,
thienyl,
pyrrolyl,
oxadiazolyl,
25 thiadiazolyl,
triazolyl,
tetrazolyl,
oxazolopyridinyl,
imidazopyridinyl,
30 isothiazolyl,
naphthyridinyl,
cinnolinyl,
carbazolyl,
beta-carbolinyl,

18

isochromanyl,
chromanyl,
tetrahydroisoquinoliny,
isoindoliny,
5 isobenzotetrahydrofuranyl,
isobenzotetrahydrothienyl,
isobenzothienyl,
benzoxazolyl,
pyridopyridiny,
10 benzotetrahydrofuranyl,
benzotetrahydrothienyl,
puriny,
benzodioxolyl,
triaziny,
15 henoxaziny,
phenothiaziny,
pteridiny,
benzothiazolyl,
imidazopyridiny,
20 imidazothiazolyl,
dihydrobenzisoaxaziny,
benzisoaxaziny,
benzoxaziny,
dihydrobenzisothiaziny,
25 benzopyranyl,
benzothiopyranyl,
coumariny,
isocoumariny,
chromony,
30 chromanony,
pyridiny-N-oxide,
tetrahydroquinoliny
dihydroquinoliny
dihydroquinolinony

19

5 dihydroisoquinolinonyl
dihydrocoumarinyl
dihydroisocoumarinyl
isoindolinonyl
6 benzodioxanyl
benzoxazolinonyl
pyrrolyl N-oxide,
pyrimidinyl N-oxide,
pyridazinyl N-oxide,
10 pyrazinyl N-oxide,
quinolinyl N-oxide,
indolyl N-oxide,
indolinyl N-oxide,
isoquinolyl N-oxide,
15 quinazoliny N-oxide,
quinoxaliny N-oxide,
phthalazinyl N-oxide,
imidazolyl N-oxide,
isoxazolyl N-oxide,
20 oxazolyl N-oxide,
thiazolyl N-oxide,
indoliziny N-oxide,
indazolyl N-oxide,
benzothiazolyl N-oxide,
25 benzimidazolyl N-oxide,
pyrrolyl N-oxide,
oxadiazolyl N-oxide,
thiadiazolyl N-oxide,
triazolyl N-oxide,
30 tetrazolyl N-oxide,
benzothiopyranyl S-oxide,
benzothiopyranyl S,S-dioxide,

where the $R_{N\text{-heteroaryl}}$ group is bonded by any atom of the parent $R_{N\text{-heteroaryl}}$ group substituted by hydrogen such that the new bond to the $R_{N\text{-heteroaryl}}$

group replaces the hydrogen atom and its bond, where heteroaryl is optionally substituted with one, two, three, or four of:

(1) C₁-C₆ alkyl, optionally substituted with one, two or three substituents selected from the group consisting of C₁-C₃ alkyl, -F, -Cl, -Br, -I, -OH, -SH, -C≡N, -CF₃, C₁-C₃ alkoxy, and -NR_{1-a}R_{1-b} where R_{1-a} and R_{1-b} are as defined above,

(2) -OH,

(3) -NO₂,

(4) -F, -Cl, -Br, -I,

10 (5) -CO-OH,

(6) -C≡N,

(7) -(CH₂)₀₋₄-CO-NR_{N-2}R_{N-3} where R_{N-2} and R_{N-3} are the same or different and are selected from the group consisting of:

(a) -H,

15 (b) -C₁-C₆ alkyl optionally substituted with one substituent selected from the group consisting of:

(i) -OH,

(ii) -NH₂,

20 (c) -C₁-C₆ alkyl optionally substituted with one to three -F, -Cl, -Br, -I,

(d) -C₃-C₇ cycloalkyl,

(e) -(C₁-C₂ alkyl)-(C₃-C₇ cycloalkyl),

(f) -(C₁-C₆ alkyl)-O-(C₁-C₃ alkyl),

25 (g) -C₂-C₆ alkenyl with one or two double bonds,

(h) -C₂-C₆ alkynyl with one or two triple

bonds,

(i) -C₁-C₆ alkyl chain with one double bond

and one triple bond,

30 (j) -R_{1-aryl} where R_{1-aryl} is as defined above,

(k) -R_{1-heteroaryl} where R_{1-heteroaryl} is as defined

above,

(8) -(CH₂)₀₋₄-CO-(C₁-C₁₂ alkyl),

- (9) $-(\text{CH}_2)_{0-4}-\text{CO}-(\text{C}_2-\text{C}_{12}$ alkenyl with one, two or three double bonds),
- (10) $-(\text{CH}_2)_{0-4}-\text{CO}-(\text{C}_2-\text{C}_{12}$ alkynyl with one, two or three triple bonds),
- 5 (11) $-(\text{CH}_2)_{0-4}-\text{CO}-(\text{C}_3-\text{C}_7$ cycloalkyl),
- (12) $-(\text{CH}_2)_{0-4}-\text{CO}-\text{R}_{1-\text{aryl}}$ where $\text{R}_{1-\text{aryl}}$ is as defined above,
- (13) $-(\text{CH}_2)_{0-4}-\text{CO}-\text{R}_{1-\text{heteroaryl}}$ where $\text{R}_{1-\text{heteroaryl}}$ is as defined above,
- 10 (14) $-(\text{CH}_2)_{0-4}-\text{CO}-\text{R}_{1-\text{heterocycle}}$ where $\text{R}_{1-\text{heterocycle}}$ is as defined above,
- (15) $-(\text{CH}_2)_{0-4}-\text{CO}-\text{R}_{\text{N-4}}$ where $\text{R}_{\text{N-4}}$ is selected from the group consisting of morpholinyl, thiomorpholinyl, piperazinyl, piperidinyl, homomorpholinyl, homothiomorpholinyl, homothiomorpholinyl S-oxide, homothiomorpholinyl S,S-dioxide, pyrrolinyl and pyrrolidinyl where each group is optionally substituted with one, two, three, or four of C_1-C_6 alkyl,
- 15 (16) $-(\text{CH}_2)_{0-4}-\text{CO}-\text{O}-\text{R}_{\text{N-5}}$ where $\text{R}_{\text{N-5}}$ is selected from the group consisting of:
- (a) C_1-C_6 alkyl,
- 20 (b) $-(\text{CH}_2)_{0-2}-\text{R}_{1-\text{aryl}}$ where $\text{R}_{1-\text{aryl}}$ is as defined above,
- (c) C_2-C_6 alkenyl containing one or two double bonds,
- (d) C_2-C_6 alkynyl containing one or two triple bonds,
- 25 (e) C_3-C_7 cycloalkyl,
- (f) $-(\text{CH}_2)_{0-2}-\text{R}_{1-\text{heteroaryl}}$ where $\text{R}_{1-\text{heteroaryl}}$ is as defined above,
- (17) $-(\text{CH}_2)_{0-4}-\text{SO}_2-\text{NR}_{\text{N-2}}\text{R}_{\text{N-3}}$ where $\text{R}_{\text{N-2}}$ and $\text{R}_{\text{N-3}}$ are as defined above,
- 30 (18) $-(\text{CH}_2)_{0-4}-\text{SO}-(\text{C}_1-\text{C}_8$ alkyl),
- (19) $-(\text{CH}_2)_{0-4}-\text{SO}_2-(\text{C}_1-\text{C}_{12}$ alkyl),
- (20) $-(\text{CH}_2)_{0-4}-\text{SO}_2-(\text{C}_3-\text{C}_7$ cycloalkyl),

- (21) $-(\text{CH}_2)_{0-4}\text{-N}(\text{H or } \text{R}_{\text{N}-5})\text{-CO-O-R}_{\text{N}-5}$ where $\text{R}_{\text{N}-5}$ can be the same or different and is as defined above,
- (22) $-(\text{CH}_2)_{0-4}\text{-N}(\text{H or } \text{R}_{\text{N}-5})\text{-CO-N}(\text{R}_{\text{N}-5})_2$, where $\text{R}_{\text{N}-5}$ can be the same or different and is as defined above,
- 5 (23) $-(\text{CH}_2)_{0-4}\text{-N-CS-N}(\text{R}_{\text{N}-5})_2$, where $\text{R}_{\text{N}-5}$ can be the same or different and is as defined above,
- (24) $-(\text{CH}_2)_{0-4}\text{-N}(\text{-H or } \text{R}_{\text{N}-5})\text{-CO-R}_{\text{N}-2}$ where $\text{R}_{\text{N}-5}$ and $\text{R}_{\text{N}-2}$ can be the same or different and are as defined above,
- (25) $-(\text{CH}_2)_{0-4}\text{-NR}_{\text{N}-2}\text{R}_{\text{N}-3}$ where $\text{R}_{\text{N}-2}$ and $\text{R}_{\text{N}-3}$ can be
10 the same or different and are as defined above,
- (26) $-(\text{CH}_2)_{0-4}\text{-R}_{\text{N}-4}$ where $\text{R}_{\text{N}-4}$ is as defined above,
- (27) $-(\text{CH}_2)_{0-4}\text{-O-CO-(C}_1\text{-C}_6\text{ alkyl)}$,
- (28) $-(\text{CH}_2)_{0-4}\text{-O-P(O)-(OR}_{\text{N-aryl-1}})_2$ where $\text{R}_{\text{N-aryl-1}}$ is -H
or $\text{C}_1\text{-C}_4$ alkyl,
- 15 (29) $-(\text{CH}_2)_{0-4}\text{-O-CO-N}(\text{R}_{\text{N}-5})_2$ where $\text{R}_{\text{N}-5}$ is as defined above,
- (30) $-(\text{CH}_2)_{0-4}\text{-O-CS-N}(\text{R}_{\text{N}-5})_2$ where $\text{R}_{\text{N}-5}$ is as defined above,
- (31) $-(\text{CH}_2)_{0-4}\text{-O-(R}_{\text{N}-5})_2$ where $\text{R}_{\text{N}-5}$ is as defined
20 above,
- (32) $-(\text{CH}_2)_{0-4}\text{-O-(R}_{\text{N}-5})_2\text{-COOH}$ where $\text{R}_{\text{N}-5}$ is as defined above,
- (33) $-(\text{CH}_2)_{0-4}\text{-S-(R}_{\text{N}-5})_2$ where $\text{R}_{\text{N}-5}$ is as defined above,
- 25 (34) $-(\text{CH}_2)_{0-4}\text{-O-(C}_1\text{-C}_6\text{ alkyl optionally substituted with one, two, three, four, or five of -F)}$,
- (35) $\text{C}_3\text{-C}_7$ cycloalkyl,
- (36) $\text{C}_2\text{-C}_6$ alkenyl with one or two double bonds optionally substituted with $\text{C}_1\text{-C}_3$ alkyl, -F, -Cl, -Br, -I, -OH, -SH, $\text{-C}\equiv\text{N}$, -CF_3 , $\text{C}_1\text{-}$
30 C_3 alkoxy, $\text{-NR}_{1-a}\text{R}_{1-b}$ where R_{1-a} and R_{1-b} are as defined above,
- (37) $\text{C}_2\text{-C}_6$ alkynyl with one or two triple bonds optionally substituted with $\text{C}_1\text{-C}_3$ alkyl, -F, -Cl, -Br, -I, -OH, -SH, $\text{-C}\equiv\text{N}$, -CF_3 , $\text{C}_1\text{-}$
 C_3 alkoxy, $\text{-NR}_{1-a}\text{R}_{1-b}$ where R_{1-a} and R_{1-b} are as defined above,

(38) $-(\text{CH}_2)_{0-4}-\text{N}(-\text{H} \text{ or } \text{R}_{\text{N}-5})-\text{SO}_2-\text{R}_{\text{N}-2}$ where $\text{R}_{\text{N}-5}$ and $\text{R}_{\text{N}-2}$ can be the same or different and are as described above,

(39) $-(\text{CH}_2)_{0-4}-\text{C}_3-\text{C}_7$ cycloalkyl,

(C) $\text{R}_{\text{N-aryl}}-\text{W}-\text{R}_{\text{N-aryl}}$,

5 (D) $\text{R}_{\text{N-aryl}}-\text{W}-\text{R}_{\text{N-heteroaryl}}$,

(E) $\text{R}_{\text{N-aryl}}-\text{W}-\text{R}_{\text{N-1-heterocycle}}$, where $\text{R}_{\text{N-heterocycle}}$ is the same as $\text{R}_{1-\text{heterocycle}}$

(F) $\text{R}_{\text{N-heteroaryl}}-\text{W}-\text{R}_{\text{N-aryl}}$,

(G) $\text{R}_{\text{N-heteroaryl}}-\text{W}-\text{R}_{\text{N-heteroaryl}}$,

10 (H) $\text{R}_{\text{N-heteroaryl}}-\text{W}-\text{R}_{\text{N-1-heterocycle}}$, where $\text{R}_{\text{N-1-heterocycle}}$ is the same as $\text{R}_{1-\text{heterocycle}}$,

(I) $\text{R}_{\text{N-heterocycle}}-\text{W}-\text{R}_{\text{N-aryl}}$,

(J) $\text{R}_{\text{N-heterocycle}}-\text{W}-\text{R}_{\text{N-heteroaryl}}$,

(K) $\text{R}_{\text{N-heterocycle}}-\text{W}-\text{R}_{\text{N-1-heterocycle}}$,

15 where W is

(1) $-(\text{CH}_2)_{0-4}-$,

(2) $-\text{O}-$,

(3) $-\text{S}(\text{O})_{0-2}-$,

(4) $-\text{N}(\text{R}_{\text{N}-5})-$ where $\text{R}_{\text{N}-5}$ is as defined above, or

20 (5) $-\text{CO}-$;

where R_{C} is:

(I) $-\text{C}_3-\text{C}_{10}$ alkyl optionally substituted with one, two or three substituents selected from the group consisting of C_1-C_3 alkyl, $-\text{F}$, $-\text{Cl}$, $-\text{Br}$, $-\text{I}$, $-\text{OH}$, $-\text{SH}$, $-\text{C}\equiv\text{N}$, $-\text{CF}_3$, C_1-C_6 alkoxy, $-\text{O-phenyl}$, $-\text{NR}_{1-a}\text{R}_{1-b}$ where R_{1-a} and R_{1-b} are as defined above, $-\text{OC}=\text{O NR}_{1-a}\text{R}_{1-b}$ where R_{1-a} and R_{1-b} are as defined above, $-\text{S}(=\text{O})_{0-2}\text{R}_{1-a}$ where R_{1-a} is as defined above, $-\text{NR}_{1-a}\text{C}=\text{O NR}_{1-a}\text{R}_{1-b}$ where R_{1-a} and R_{1-b} are as defined above, $-\text{C}=\text{O NR}_{1-a}\text{R}_{1-b}$ where R_{1-a} and R_{1-b} are as defined above, and $-\text{S}(=\text{O})_2\text{NR}_{1-a}\text{R}_{1-b}$ where R_{1-a} and R_{1-b} are as defined above,

(II) $-(\text{CH}_2)_{0-3}-\text{C}_3-\text{C}_8$ cycloalkyl where cycloalkyl can be optionally substituted with one, two or three substituents selected from the group consisting of C_1-C_3 alkyl, $-\text{F}$, $-\text{Cl}$, $-\text{Br}$, $-\text{I}$, $-\text{OH}$, $-\text{SH}$, $-\text{C}\equiv\text{N}$, $-\text{CF}_3$, C_1-C_6 alkoxy, $-\text{O-phenyl}$, $-\text{CO-OH}$, $-\text{CO-O}-(\text{C}_1-\text{C}_4 \text{ alkyl})$, $-\text{NR}_{1-a}\text{R}_{1-b}$ where R_{1-a} and R_{1-b} are as defined above,

(III) $-(\text{CR}_{\text{C-x}}\text{R}_{\text{C-y}})_{0-4}-\text{R}_{\text{C-aryl}}$ where $\text{R}_{\text{C-x}}$ and $\text{R}_{\text{C-y}}$ are

-H,

C₁-C₄ alkyl optionally substituted with one or two -OH,

C₁-C₄ alkoxy optionally substituted with one, two, or three of

-F,

5

-(CH₂)₀₋₄-C₃-C₇ cycloalkyl,

C₂-C₆ alkenyl containing one or two double bonds,

C₂-C₆ alkynyl containing one or two triple bonds,

phenyl,

and where R_{C-x} and R_{C-y} are taken together with the carbon to which they are
 10 attached to form a carbocycle of three, four, five, six and seven carbon atoms,
 optionally where one carbon atom is replaced by a heteroatom selected from the
 group consisting of -O-, -S-, -SO₂-, -NR_{N-2}- and R_{C-aryl} is the same as R_{N-aryl};

(IV) -(CR_{C-x}R_{C-y})₀₋₄-R_{C-heteroaryl} where R_{C-heteroaryl} is the same as R_{N-}
 heteroaryl and R_{C-x} and R_{C-y} are as defined above,

15

(V) -(CR_{C-x}R_{C-y})₀₋₄-R_{C-aryl}-R_{C-aryl} where R_{C-aryl}, R_{C-x} and R_{C-y} are as
 defined above,

(VI) -(CR_{C-x}R_{C-y})₀₋₄-R_{C-aryl}-R_{C-heteroaryl} where R_{C-aryl}, R_{C-heteroaryl}, R_{C-x}
 and R_{C-y} are as defined above,

20

(VII) -(CR_{C-x}R_{C-y})₀₋₄-R_{C-heteroaryl}-R_{C-aryl} where R_{C-heteroaryl}, R_{C-aryl}, R_{C-x}
 and R_{C-y} are as defined above,

(VIII) -(CR_{C-x}R_{C-y})₀₋₄-R_{C-heteroaryl}-R_{C-heteroaryl} where R_{C-heteroaryl}, R_{C-x} and
 R_{C-y} are as defined above,

(IX) -(CR_{C-x}R_{C-y})₀₋₄-R_{C-aryl}-R_{C-heterocycle} where R_{C-aryl}, R_{C-x} and R_{C-y} are
 as defined above, and R_{C-heterocycle} is the same as R_{N-heterocycle},

25

(X) -(CR_{C-x}R_{C-y})₀₋₄-R_{C-heteroaryl}-R_{C-heterocycle} where R_{C-heteroaryl}, R_{C-}
 heterocycle, R_{C-x} and R_{C-y} are as defined above,

(XI) -(CR_{C-x}R_{C-y})₀₋₄-R_{C-heterocycle}-R_{C-aryl} where R_{C-heterocycle}, R_{C-aryl}, R_{C-x}
 and R_{C-y} are as defined above,

30

(XII) -(CR_{C-x}R_{C-y})₀₋₄-R_{C-heterocycle}-R_{C-heteroaryl} where R_{C-heterocycle}, R_{C-}
 heteroaryl, R_{C-x} and R_{C-y} are as defined above,

(XIII) -(CR_{C-x}R_{C-y})₀₋₄-R_{C-heterocycle}-R_{C-heterocycle} where R_{C-heterocycle}, R_{C-x}
 and R_{C-y} are as defined above,

(XIV) -(CR_{C-x}R_{C-y})₀₋₄-R_{C-heterocycle} where R_{C-heterocycle}, R_{C-x} and R_{C-y} are
 as defined above,

(XV) -cyclopentyl, -cyclohexyl, or -cycloheptyl ring fused to $R_{C\text{-aryl}}$ or $R_{C\text{-heteroaryl}}$ or $R_{C\text{-heterocycle}}$ where $R_{C\text{-aryl}}$ or $R_{C\text{-heteroaryl}}$ or $R_{C\text{-heterocycle}}$ are as defined above where one carbon of cyclopentyl, cyclohexyl, or -cycloheptyl is optionally replaced with NH, NR_{N-5} , O, $S(=O)_{0-2}$, and where cyclopentyl, cyclohexyl, or -cycloheptyl can be optionally substituted with one or two $-C_1-C_3$ alkyl, -F, -OH, -SH, $-C\equiv N$, $-CF_3$, C_1-C_6 alkoxy, =O, $-NR_{1-a}R_{1-b}$ where R_{1-a} and R_{1-b} are as defined above,

(XVI) $-[C(R_{C-1})(R_{C-2})]_{1-3}-CO-N-(R_{C-3})_2$ where R_{C-1} and R_{C-2} are the same or different and are selected from the group consisting of:

- 10 (A) -H,
- (B) $-C_1-C_6$ alkyl, optionally substituted with one, two or three substituents selected from the group consisting of C_1-C_3 alkyl, -F, -Cl, -Br, -I, -OH, -SH, $-C\equiv N$, $-CF_3$, C_1-C_6 alkoxy, -O-phenyl, $-NR_{1-a}R_{1-b}$ where R_{1-a} and R_{1-b} are as defined above,
- 15 (C) C_2-C_6 alkenyl with one or two double bonds, optionally substituted with one, two or three substituents selected from the group consisting of C_1-C_3 alkyl, -F, -Cl, -Br, -I, -OH, -SH, $-C\equiv N$, $-CF_3$, C_1-C_6 alkoxy, -O-phenyl, $-NR_{1-a}R_{1-b}$ where R_{1-a} and R_{1-b} are as defined above,
- (C) $-(CH_2)_{0-4}-C_3-C_7$ cycloalkyl, optionally substituted with
- 20 one, two or three substituents selected from the group consisting of C_1-C_3 alkyl, -F, -Cl, -Br, -I, -OH, -SH, $-C\equiv N$, $-CF_3$, C_1-C_6 alkoxy, -O-phenyl, $-NR_{1-a}R_{1-b}$ where R_{1-a} and R_{1-b} are as defined above,
- (D) $-(C_1-C_4 \text{ alkyl})-R_{C'\text{-aryl}}$ where $R_{C'\text{-aryl}}$ is as defined for $R_{1\text{-aryl}}$,
- 25 (E) $-(C_1-C_4 \text{ alkyl})-R_{C'\text{-heteroaryl}}$ where $R_{C'\text{-heteroaryl}}$ is as defined above,
- (F) $-(C_1-C_4 \text{ alkyl})-R_{C'\text{-heterocycle}}$ where $R_{C'\text{-heterocycle}}$ is as defined above,
- (G) $-R_{C'\text{-heteroaryl}}$ where $R_{C'\text{-heteroaryl}}$ is as defined above,
- 30 (H) $-R_{C'\text{-heterocycle}}$ where $R_{C'\text{-heterocycle}}$ is as defined above, and
- (I) $-R_{C'\text{-aryl}}$ where $R_{C'\text{-aryl}}$ is as defined above,

and where R_{C-3} is the same or different and is:

- (A) -H,

(B) -C₁-C₆ alkyl optionally substituted with one, two or three substituents selected from the group consisting of C₁-C₃ alkyl, -F, -Cl, -Br, -I, -OH, -SH, -C≡N, -CF₃, C₁-C₆ alkoxy, -O-phenyl, and -NR_{1-a}R_{1-b} where R_{1-a} and R_{1-b} are as defined above,

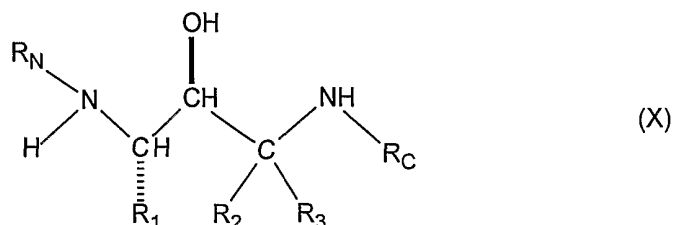
5 (C) -(CH₂)₀₋₄-C₃-C₇ cycloalkyl,

(D) -(C₁-C₄ alkyl)-R_{C'-aryl} where R_{C'-aryl} is as defined above,

(E) -(C₁-C₄ alkyl)-R_{C-heteroaryl} where R_{C-heteroaryl} is as defined above, or

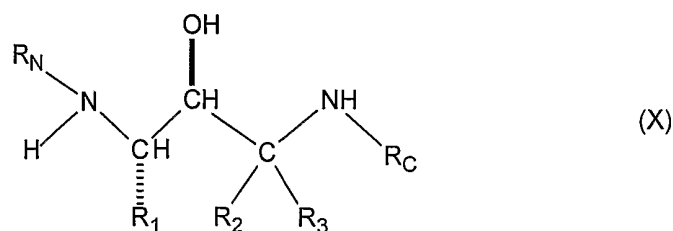
10 (F) -(C₁-C₄ alkyl)-R_{C-heterocycle} where R_{C-heterocycle} is as defined above, and pharmaceutically acceptable salts thereof.

Also disclosed is a method of treating a patient who has, or in preventing a patient from getting, a disease or condition selected from the group consisting of Alzheimer's disease, for helping prevent or delay the onset of Alzheimer's disease,
 15 for treating patients with mild cognitive impairment (MCI) and preventing or delaying the onset of Alzheimer's disease in those who would progress from MCI to AD, for treating Down's syndrome, for treating humans who have Hereditary Cerebral Hemorrhage with Amyloidosis of the Dutch-Type, for treating cerebral amyloid angiopathy and preventing its potential consequences, i.e. single and
 20 recurrent lobar hemorrhages, for treating other degenerative dementias, including dementias of mixed vascular and degenerative origin, dementia associated with Parkinson's disease, dementia associated with progressive supranuclear palsy, dementia associated with cortical basal degeneration, or diffuse Lewy body type of Alzheimer's disease and who is in need of such treatment which comprises
 25 administration of a therapeutically effective amount of a compound selected from the group consisting of a substituted amine of formula (X)



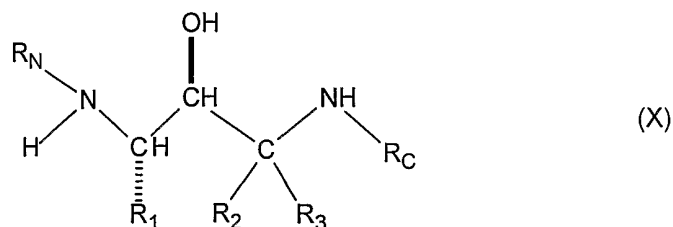
where R₁, R₂, R₃, R_C, and R_N are as defined above for the substituted amine (X), and pharmaceutically acceptable salts thereof.

Also disclosed are methods for inhibiting beta-secretase activity, for inhibiting cleavage of amyloid precursor protein (APP), in a reaction mixture, at a site between Met596 and Asp597, numbered for the APP-695 amino acid isotype; or at a corresponding site of an isotype or mutant thereof, for inhibiting production of amyloid beta peptide (A beta) in a cell, for inhibiting the production of beta-amyloid plaque in an animal, and for treating or preventing a disease characterized by beta-amyloid deposits in the brain which comprise administration of a therapeutically effective amount of a substituted amine of formula (X)



where R_1 , R_2 , R_3 , R_C , and R_N are as defined above for the substituted amine (X), and pharmaceutically acceptable salts thereof.

Disclosed is a pharmaceutical composition which comprises a substituted amine of formula (X)



where R_1 , R_2 , R_3 , R_N and R_C are as defined above for the substituted amine (X), and pharmaceutically acceptable salts thereof, and one or more pharmaceutically acceptable inert carriers.

The present invention provides compounds, compositions, kits, and methods for inhibiting beta-secretase-mediated cleavage of amyloid precursor protein (APP). More particularly, the compounds, compositions, and methods of the invention are effective to inhibit the production of A beta peptide and to treat or prevent any human or veterinary disease or condition associated with a pathological form of A beta peptide.

The compounds, compositions, and methods of the invention are useful for treating humans who have Alzheimer's Disease (AD), for helping prevent or delay the onset of AD, for treating patients with mild cognitive impairment (MCI), and

preventing or delaying the onset of AD in those patients who would otherwise be expected to progress from MCI to AD, for treating Down's syndrome, for treating Hereditary Cerebral Hemorrhage with Amyloidosis of the Dutch Type, for treating cerebral beta-amyloid angiopathy and preventing its potential consequences such as single and recurrent lobar hemorrhages, for treating other degenerative dementias, including dementias of mixed vascular and degenerative origin, for treating dementia associated with Parkinson's disease, dementia associated with progressive supranuclear palsy, dementia associated with cortical basal degeneration, and diffuse Lewy body type AD.

The compounds of the invention possess beta-secretase inhibitory activity. The inhibitory activities of the compounds of the invention are readily demonstrated, for example, using one or more of the assays described herein or known in the art.

DETAILED DESCRIPTION OF THE INVENTION

The present invention is the substituted amines (X) that are useful in treating and preventing Alzheimer's disease. The anti-Alzheimer's substituted amines (X) are made by methods well known to those skilled in the art from starting compounds known to those skilled in the art. The process chemistry is well known to those skilled in the art. The most general process to prepare the substituted amines (X) of the present invention is set forth in CHART A. The chemistry is straight forward and in summary involves the steps of N-protecting an amino acid (I) starting material to produce the corresponding protected amino acid (II), reaction of the protected amino acid (II) with diazomethane followed by work-up to add a carbon atom to produce the corresponding protected compound (III), reduction of the protected compound (III) to the corresponding alcohol (IV), formation of the corresponding epoxide (V), opening of the epoxide (V) with a C-terminal amine, R_C-NH_2 (VI) to produce the corresponding protected alcohol (VII) which then has the nitrogen protecting group removed to produce the corresponding amine (VIII), which is then reacted with an amide forming agent of the formula $(R_{N-1}-X_N)_2O$ or $R_{N-1}-X_N-X_2$ or $R_{N-1}-X_N-OH$ (IX) to produce the anti-Alzheimer substituted amine (X). One skilled in the art will appreciate that these are all well known reactions in organic chemistry. A chemist skilled in the art, knowing the chemical structure of the biologically active substituted amine end product (X) of the invention would be

able to prepare them by known methods from known starting materials without any additional information. The explanation below therefore is not necessary but is deemed helpful to those skilled in the art who desire to make the compounds of the present invention.

5 The backbone of the compounds of the present invention is a hydroxyethylamine moiety, -NH-CH(R)-CH(OH)-. It can be readily prepared by methods disclosed in the literature and known to those skilled in the art. For example,
J. Med. Chem., 36, 288-291 (1992), *Tetrahedron Letters*, 28, 5569-5572 (1987),
10 *J. Med. Chem.*, 38, 581-584 (1994) and *Tetrahedron Letters*, 38, 619-620 (1997) all disclose processes to prepare hydroxyethylamine type compounds.

 CHART A sets forth a general method used in the present invention to prepare the appropriately substituted amines (X). The anti-Alzheimer substituted amines (X) of the present invention are prepared by starting with the corresponding
15 amino acid (I). The amino acids (I) are well known to those skilled in the art or can be readily prepared from known compounds by methods well known to those skilled in the art. The substituted amines (X) of the present invention have at least two enantiomeric centers which give four enantiomers. The first of these enantiomeric centers derives from the amino acid starting material (I). It is preferred to
20 commercially obtain or produce the desired enantiomer (S) rather than produce an enantiomerically impure mixture and then have to separate out the desired enantiomer (S). It is preferred to start the process with enantiomerically pure (S)-amino acid (I) of the same configuration as that of the substituted amine (X) product.
For the amino acids (I), R₁ is:

25 where R₁ is:
 (I) C₁-C₆ alkyl, optionally substituted with one, two or three substituents selected from the group consisting of C₁-C₃ alkyl, C₁-C₇ alkyl (optionally substituted with C₁-C₃ alkyl and C₁-C₃ alkoxy), -F, -Cl, -Br, -I, -OH, -SH, -C≡N, -CF₃, C₁-C₃ alkoxy, -NR_{1-a}R_{1-b} where R_{1-a} and R_{1-b} are -H or C₁-C₆
30 alkyl, -OC=O NR_{1-a}R_{1-b} where R_{1-a} and R_{1-b} are as defined above,

(II) -CH₂-S(O)₀₋₂-(C₁-C₆ alkyl),

(III) -CH₂-CH₂-S(O)₀₋₂-(C₁-C₆ alkyl),

(IV) C₂-C₆ alkenyl with one or two double bonds, optionally substituted with one, two or three substituents selected from the group consisting of -F, -Cl, -OH, -SH, -C≡N, -CF₃, C₁-C₃ alkoxy, -NR_{1-a}R_{1-b} where R_{1-a} and R_{1-b} are -H or C₁-C₆ alkyl,

5 (V) C₂-C₆ alkynyl with one or two triple bonds, optionally substituted with one, two or three substituents selected from the group consisting of -F, -Cl, -OH, -SH, -C≡N, -CF₃, C₁-C₃ alkoxy, -NR_{1-a}R_{1-b} where R_{1-a} and R_{1-b} are -H or C₁-C₆ alkyl,

10 (VI) -(CH₂)_{n1}-(R_{1-aryl}) where n₁ is zero or one and where R_{1-aryl} is phenyl, 1-naphthyl, 2-naphthyl and indanyl, indenyl, dihydronaphthyl, tetralinyl optionally substituted with one, two, three or four of the following substituents on the aryl ring:

(A) C₁-C₆ alkyl optionally substituted with one, two or three substituents selected from the group consisting of C₁-C₃ alkyl, -F, -Cl, -Br, -I, -OH, 15 -SH, -NR_{1-a}R_{1-b} where R_{1-a} and R_{1-b} are as defined above, -C≡N, -CF₃, C₁-C₃ alkoxy,

(B) C₂-C₆ alkenyl with one or two double bonds, optionally substituted with one, two or three substituents selected from the group consisting of -F, -Cl, -OH, -SH, -C≡N, -CF₃, C₁-C₃ alkoxy, -NR_{1-a}R_{1-b} where R_{1-a} and R_{1-b} are -H or C₁-C₆ alkyl,

20 (C) C₂-C₆ alkynyl with one or two triple bonds, optionally substituted with one, two or three substituents selected from the group consisting of -F, -Cl, -OH, -SH, -C≡N, -CF₃, C₁-C₃ alkoxy, -NR_{1-a}R_{1-b} where R_{1-a} and R_{1-b} are -H or C₁-C₆ alkyl,

(D) -F, Cl, -Br and -I,

25 (E) -C₁-C₆ alkoxy optionally substituted with one, two or three -F,

(F) -NR_{N-2}R_{N-3} where R_{N-2} and R_{N-3} are as defined below,

(G) -OH,

(H) -C≡N,

30 (I) C₃-C₇ cycloalkyl, optionally substituted with one, two or three substituents selected from the group consisting of -F, -Cl, -OH, -SH, -C≡N, -CF₃, C₁-C₃ alkoxy, -NR_{1-a}R_{1-b} where R_{1-a} and R_{1-b} are -H or C₁-C₆ alkyl,

(J) -CO-(C₁-C₄ alkyl),

(K) $-\text{SO}_2-\text{NR}_{1-a}\text{R}_{1-b}$ where R_{1-a} and R_{1-b} are as defined above,

(L) $-\text{CO}-\text{NR}_{1-a}\text{R}_{1-b}$ where R_{1-a} and R_{1-b} are as defined above,

(M) $-\text{SO}_2-(\text{C}_1-\text{C}_4 \text{ alkyl})$,

(VII) $-(\text{CH}_2)_{n_1}-(\text{R}_{1-\text{heteroaryl}})$ where n_1 is as defined above and where

5 $\text{R}_{1-\text{heteroaryl}}$ is selected from the group consisting of:

pyridinyl,

pyrimidinyl,

quinolinyl,

benzothienyl,

10

indolyl,

indolinyl,

pyridazinyl,

pyrazinyl,

isoindolyl,

15

isoquinolyl,

quinazolinyl,

quinoxalinyl,

phthalazinyl,

imidazolyl,

20

isoxazolyl,

pyrazolyl,

oxazolyl,

thiazolyl,

indolizinyl,

25

indazolyl,

benzothiazolyl,

benzimidazolyl,

benzofuranyl,

furanyl,

30

thienyl,

pyrrolyl,

oxadiazolyl,

thiadiazolyl,

triazolyl,

5 tetrazolyl,
oxazolopyridinyl,
imidazopyridinyl,
isothiazolyl,
naphthyridinyl,
cinnolinyl,
carbazolyl,
beta-carbolinyl,
isochromanyl,
10 chromanyl,
tetrahydroisoquinolinyl,
isoindolinyl,
isobenzotetrahydrofuranlyl,
isobenzotetrahydrothienyl,
15 isobenzothieryl,
benzoxazolyl,
pyridopyridinyl,
benzotetrahydrofuranlyl,
benzotetrahydrothienyl,
20 purinyl,
benzodioxolyl,
triazinyl,
phenoxazinyl,
phenothiazinyl,
25 pteridinyl,
benzothiazolyl,
imidazopyridinyl,
imidazothiazolyl,
dihydrobenzisoxazinyl,
30 benzisoxazinyl,
benzoxazinyl,
dihydrobenzothiazinyl,
benzopyranlyl,
benzothiopyranlyl,

coumarinyl,
isocoumarinyl,
chromonyl,
chromanonyl,
5 pyridinyl-N-oxide
tetrahydroquinolinyl
dihydroquinolinyl
dihydroquinolinonyl
dihydroisoquinolinonyl
10 dihydrocoumarinyl
dihydroisocoumarinyl
isoindolinonyl
benzodioxanyl
benzoxazolinonyl
15 pyrrolyl N-oxide,
pyrimidinyl N-oxide,
pyridazinyl N-oxide,
pyrazinyl N-oxide,
quinolinyl N-oxide,
20 indolyl N-oxide,
indolinyl N-oxide,
isoquinolyl N-oxide,
quinazolinyl N-oxide,
quinoxaliny N-oxide,
25 phthalazinyl N-oxide,
imidazolyl N-oxide,
isoxazolyl N-oxide,
oxazolyl N-oxide,
thiazolyl N-oxide,
30 indoliziny N-oxide,
indazolyl N-oxide,
benzothiazolyl N-oxide,
benzimidazolyl N-oxide,
pyrrolyl N-oxide,

oxadiazolyl N-oxide,

thiadiazolyl N-oxide,

triazolyl N-oxide,

tetrazolyl N-oxide,

5 benzothiopyranyl S-oxide,

benzothiopyranyl S,S-dioxide,

where the $R_{1\text{-heteroaryl}}$ group is bonded to $-(CH_2)_{n1}$ - by any ring atom of the parent $R_{N\text{-heteroaryl}}$ group substituted by hydrogen such that the new bond to the $R_{1\text{-heteroaryl}}$ group replaces the hydrogen atom and its bond, where heteroaryl is optionally substituted with one, two, three or four of:

(1) C_1 - C_6 alkyl optionally substituted with one, two or three substituents selected from the group consisting of C_1 - C_3 alkyl, -F, -Cl, -Br, -I, -OH, -SH, $-NR_{1-a}R_{1-b}$ where R_{1-a} and R_{1-b} are as defined above, $-C\equiv N$, $-CF_3$, C_1 - C_3 alkoxy,

(2) C_2 - C_6 alkenyl with one or two double bonds, optionally substituted with one, two or three substituents selected from the group consisting of -F, -Cl, -OH, -SH, $-C\equiv N$, $-CF_3$, C_1 - C_3 alkoxy, $-NR_{1-a}R_{1-b}$ where R_{1-a} and R_{1-b} are -H or C_1 - C_6 alkyl,

(3) C_2 - C_6 alkynyl with one or two triple bonds, optionally substituted with one, two or three substituents selected from the group consisting of -F, -Cl, -OH, -SH, $-C\equiv N$, $-CF_3$, C_1 - C_3 alkoxy, $-NR_{1-a}R_{1-b}$ where R_{1-a} and R_{1-b} are -H or C_1 - C_6 alkyl,

(4) -F, -Cl, -Br and -I,

(5) C_1 - C_6 alkoxy optionally substituted with one, two, or three -F,

(6) $-NR_{N-2}R_{N-3}$ where R_{N-2} and R_{N-3} are as defined below,

(7) -OH,

(8) $-C\equiv N$,

(9) C_3 - C_7 cycloalkyl, optionally substituted with one, two or three substituents selected from the group consisting of -F, -Cl, -OH, -SH, $-C\equiv N$, $-CF_3$, C_1 - C_3 alkoxy, $-NR_{1-a}R_{1-b}$ where R_{1-a} and R_{1-b} are -H or C_1 - C_6 alkyl,

(10) $-CO-(C_1-C_4$ alkyl),

(11) $-SO_2-NR_{1-a}R_{1-b}$ where R_{1-a} and R_{1-b} are as defined above,

(12) $-CO-NR_{1-a}R_{1-b}$ where R_{1-a} and R_{1-b} are as defined above,

(13) $-\text{SO}_2-(\text{C}_1-\text{C}_4 \text{ alkyl})$, with the proviso that when n_1 is zero

$\text{R}_{1\text{-heteroaryl}}$ is not bonded to the carbon chain by nitrogen,

(VIII) $-(\text{CH}_2)_{n_1}-\text{R}_{1\text{-heterocycle}}$ where n_1 is as defined above and

$\text{R}_{1\text{-heterocycle}}$ is selected from the group consisting of:

- 5 morpholinyl,
thiomorpholinyl,
thiomorpholinyl S-oxide,
thiomorpholinyl S,S-dioxide,
piperazinyl,
10 homopiperazinyl,
pyrrolidinyl,
pyrrolinyl,
tetrahydropyranyl,
piperidinyl,
15 tetrahydrofuranyl,
tetrahydrothienyl,
homopiperidinyl,
homomorpholinyl,
homothiomorpholinyl,
20 homothiomorpholinyl S,S-dioxide, and
oxazolidinonyl,
dihydropyrazolyl
dihydropyrrolyl
dihydropyrazinyl
25 dihydropyridinyl
dihydropyrimidinyl
dihydrofuryl
dihydropyranyl
tetrahydrothienyl S-oxide
30 tetrahydrothienyl S,S-dioxide
homothiomorpholinyl S-oxide

where the $\text{R}_{1\text{-heterocycle}}$ group is bonded by any atom of the parent $\text{R}_{1\text{-heterocycle}}$ group substituted by hydrogen such that the new bond to the $\text{R}_{1\text{-heterocycle}}$

group replaces the hydrogen atom and its bond, where heterocycle is optionally substituted with one, two, three or four:

(1) C₁-C₆ alkyl optionally substituted with one, two or three substituents selected from the group consisting of C₁-C₃ alkyl, -F, -Cl, -Br, -I, -OH, -SH, -NR_{1-a}R_{1-b} where R_{1-a} and R_{1-b} are as defined above, -C≡N, -CF₃, C₁-C₃ alkoxy,

(2) C₂-C₆ alkenyl with one or two double bonds, optionally substituted with one, two or three substituents selected from the group consisting of -F, -Cl, -OH, -SH, -C≡N, -CF₃, C₁-C₃ alkoxy, -NR_{1-a}R_{1-b} where R_{1-a} and R_{1-b} are -H or C₁-C₆ alkyl,

(3) C₂-C₆ alkynyl with one or two triple bonds, optionally substituted with one, two or three substituents selected from the group consisting of -F, -Cl, -OH, -SH, -C≡N, -CF₃, C₁-C₃ alkoxy, -NR_{1-a}R_{1-b} where R_{1-a} and R_{1-b} are -H or C₁-C₆ alkyl,

(4) -F, -Cl, -Br and -I,

(5) -C₁-C₆ alkoxy optionally substituted with one, two, or three -F,

(6) -NR_{N-2}R_{N-3} where R_{N-2} and R_{N-3} are as defined below,

(7) -OH,

(8) -C≡N,

(9) C₃-C₇ cycloalkyl, optionally substituted with one, two or three substituents selected from the group consisting of -F, -Cl, -OH, -SH -C≡N, -CF₃, C₁-C₃ alkoxy, -NR_{1-a}R_{1-b} where R_{1-a} and R_{1-b} are -H or C₁-C₆ alkyl,

(10) -CO-(C₁-C₄ alkyl),

(11) -SO₂-NR_{1-a}R_{1-b} where R_{1-a} and R_{1-b} are as defined above,

(12) -CO-NR_{1-a}R_{1-b} where R_{1-a} and R_{1-b} are as defined above,

(13) -SO₂-(C₁-C₄ alkyl),

(14) =O, with the proviso that when n₁ is zero R₁-

heterocycle is not bonded to the carbon chain by nitrogen.

It is preferred that R_1 be $-(CH_2)_{0-1}-(R_{1-aryl})$ or $-(CH_2)_{n1}-(R_{1-heteroaryl})$. It is more preferred that R_1 is $-(CH_2)-(R_{1-aryl})$ or $-(CH_2)-(R_{1-heteroaryl})$. It is further preferred that R_1 is $-(CH_2)-(R_{1-aryl})$ where R_{1-aryl} is phenyl. It is even more preferred that R_1 is $-(CH_2)-(R_{1-aryl})$ where R_{1-aryl} is phenyl substituted with two -F. It is additionally preferred that the -F substitution is 3,5-difluorobenzyl.

When R_1 is $R_{1-heteroaryl}$ or $R_{1-heterocycle}$ the bond from the $R_{1-heteroaryl}$ or $R_{1-heterocycle}$ group to the $-(CH_2)_{n1}$ - group can be from any ring atom which has an available valence provided that such bond does not result in formation of a charged species or unstable valence. This means that the $R_{1-heteroaryl}$ or $R_{1-heterocycle}$ group is bonded to $-(CH_2)_{n1}$ - by any ring atom of the parent $R_{1-heteroaryl}$ or $R_{1-heterocycle}$ group which was substituted by hydrogen such that the new bond to the $R_{1-heteroaryl}$ or $R_{1-heterocycle}$ group replaces the hydrogen atom and its bond.

The first step of the process is to protect the free amino group of the (S)-amino acid (I) with an amino protecting group to produce the (S)-protected amino acid (II) by methods well known to those skilled in the art. Amino protecting groups are well known to those skilled in the art. See for example, "Protecting Groups in Organic Synthesis", John Wiley and sons, New York, N.Y., 1981, Chapter 7; "Protecting Groups in Organic Chemistry", Plenum Press, New York, N.Y., 1973, Chapter 2. The function of the amino protecting group is to protect the free amino functionality

$(-NH_2)$ during subsequent reactions on the (S)-amino acid (I) which would not proceed well either because the amino group would react and be functionalized in a way that is inconsistent with its need to be free for subsequent reactions or the free amino group would interfere in the reaction. When the amino protecting group is no longer needed, it is removed by methods well known to those skilled in the art. By definition the amino protecting group must be readily removable as is known to those skilled in the art by methods well known to those skilled in the art. Suitable amino PROTECTING GROUP is selected from the group consisting of *t*-butoxycarbonyl, benzyloxycarbonyl, formyl, trityl, acetyl, trichloroacetyl, dichloroacetyl, chloroacetyl, trifluoroacetyl, difluoroacetyl, fluoroacetyl, 4-phenylbenzyloxycarbonyl, 2-methylbenzyloxycarbonyl, 4-ethoxybenzyloxycarbonyl, 4-fluorobenzyloxycarbonyl, 4-chlorobenzyloxycarbonyl, 3-chlorobenzyloxycarbonyl, 2-chlorobenzyloxycarbonyl, 2,4-dichlorobenzyloxycarbonyl, 4-bromobenzyloxycarbonyl, 3-

bromobenzyloxycarbonyl, 4-nitrobenzyloxycarbonyl, 4-cyanobenzyloxycarbonyl, 2-(4-xenyl)isopropoxycarbonyl, 1,1-diphenyleth-1-yloxycarbonyl, 1,1-diphenylprop-1-yloxycarbonyl, 2-phenylprop-2-yloxycarbonyl, 2-(*p*-toluyl)prop-2-yloxycarbonyl, cyclopentanyloxycarbonyl, 1-methylcyclopentanyloxycarbonyl,
 5 cyclohexanyloxycarbonyl, 1-methylcyclohexanyloxycarbonyl, 2-methylcyclohexanyloxycarbonyl, 2-(4-toluylsulfonyl)ethoxycarbonyl, 2-(methylsulfonyl)ethoxycarbonyl, 2-(triphenylphosphino)ethoxycarbonyl, fluorenylmethoxycarbonyl, 2-(trimethylsilyl)ethoxycarbonyl, allyloxycarbonyl, 1-(trimethylsilylmethyl)prop-1-enyloxycarbonyl, 5-benzisoxalylmethoxycarbonyl, 4-
 10 acetoxybenzyloxycarbonyl, 2,2,2-trichloroethoxycarbonyl, 2-ethynyl-2-propoxycarbonyl, cyclopropylmethoxycarbonyl, 4-(decyloxy)benzyloxycarbonyl, isobornyloxycarbonyl and 1-piperidyloxycarbonyl, 9-fluorenylmethyl carbonate, -CH=CH=CH₂ and phenyl-C(=N)-H. It is preferred that the protecting group be *t*-butoxycarbonyl (BOC) and benzyloxycarbonyl (CBZ), it is more preferred that the
 15 protecting group be *t*-butoxycarbonyl. One skilled in the art will understand the preferred methods of introducing a *t*-butoxycarbonyl or benzyloxycarbonyl protecting group and may additionally consult T.W. Green and P.G.M. Wuts in "Protective Groups in Organic Chemistry," John Wiley and Sons, 1991 for guidance.

The (S)-protected amino acid (II) is transformed to the corresponding (S)-
 20 protected compound (III) by two different methods depending on nature of R₂ and R₃.

R₂ and R₃ are independently selected from the group consisting of:

(I)-H, and

(II) C₁-C₆ alkyl, optionally substituted with one, two or three
 25 substituents selected from the group consisting of C₁-C₃ alkyl, -F, -Cl, -Br, -I, -OH, -SH, -C≡N, -CF₃, C₁-C₃ alkoxy, -NR_{1-a}R_{1-b} where R_{1-a} and R_{1-b} are as defined above, where R₂ and R₃ are taken together with the carbon to which they are attached to form a carbocycle of three, four, five, six, and seven carbon atoms, optionally where one carbon atom is replaced by a heteroatom selected from the group consisting of -
 30 O-, -S-, -SO₂-, -NR_{N-2}-, where R_{N-2} is as defined below;

It is preferred that R₂ and R₃ both be -H. If R₂ and R₃ are not the same, an additional enantiomeric center is added to the molecule. If it is desired that both R₂ and R₃ are -H, then the (S)-protected amino acid (II) is reacted with diazomethane,

as is well known to those skilled in the art, followed by reaction with a compound of the formula $H-X_1$ to produce the (S)-protected compound (III). X_1 includes -Cl, -Br, -I, -O-tosylate, -O-mesylate, -O-nosylate.; it is preferred that $-X_1$ be -Br or -Cl.

Suitable reaction conditions include running the reaction in inert solvents, such as but not limited to ether, tetrahydrofuran and the like. The reactions from the (S)-protected amino acid (II) to the (S)-protected compound (III) are carried out for a period of time between 10 minutes and 1 day and at temperatures ranging from -78 degrees to 20-25 degrees C. It is preferred to conduct the reactions for a period of time between 1-4 hours and at temperatures between -30 degrees to -10 degrees C.

10 This process adds one methylene group.

Alternatively, the (S)-protected compounds of formula (III) can be prepared by first converting the (S)-protected amino acid (II) to a corresponding methyl or ethyl ester, according to methods well established in the art, followed by treatment with a reagent of formula $X_1-C(R_2)(R_3)-X_1$ and a strong metal base. The base serves to affect a halogen-metal exchange, where the $-X_1$ undergoing exchange is a halogen selected from chlorine, bromine or iodine. The nucleophilic addition to the ester derivative gives directly the (S)-protected compound (III). Suitable bases include, but are not limited to the alkylolithiums including, for example, *sec*-butyllithium, *n*-butyllithium, and *t*-butyllithium. The reactions are preferably conducted at low temperature, such as -78 degrees C. Suitable reaction conditions include running the reaction in inert solvents, such as but not limited to, ether, tetrahydrofuran and the like. Where R_2 and R_3 are both hydrogen, then examples of $X_1-C(R_2)(R_3)-X_1$ include dibromomethane, diiodomethane, chloriodomethane, bromiodomethane and bromochloromethane. One skilled in the art knows the preferred conditions required to conduct this reaction. Furthermore, if R_2 and/or R_3 are not -H, then by the addition of $-C(R_2)(R_3)-X_1$ to esters of the (S)-protected amino acid (II) to produce the (S)-protected compound (III), an additional chiral center will be incorporated into the product, provided that R_2 and R_3 are not the same.

15
20
25

The (S)-protected compound (III) is then reduced by means well known to those skilled in the art for reduction of a ketone to the corresponding secondary alcohol affording the corresponding alcohol (IV). The means and reaction conditions for reducing the (S)-protected compound (III) to the corresponding alcohol (IV) include, for example, sodium borohydride, lithium borohydride, borane, diisobutylaluminum hydride, and lithium aluminium hydride. Sodium borohydride

30

is the preferred reducing agent. The reductions are carried out for a period of time between 1 hour and 3 days at temperatures ranging from -78 degrees C to elevated temperature up to the reflux point of the solvent employed. It is preferred to conduct the reduction between -78 degrees C and 0 degrees C. If borane is used, it may be employed as a complex, for example, borane-methyl sulfide complex, borane-piperidine complex, or borane-tetrahydrofuran complex. The preferred combination of reducing agents and reaction conditions needed are known to those skilled in the art, see for example, Larock, R.C. in *Comprehensive Organic Transformations*, VCH Publishers, 1989. The reduction of the (S)-protected compound (III) to the corresponding alcohol (IV) produces the second chiral center (third chiral center if R₂ and R₃ are not the same). The reduction of the (S)-protected compound (III) produces a mixture of enantiomers at the second center, (S, R/S)-alcohol (IV). This enantiomeric mixture is then separated by means known to those skilled in the art such as selective low-temperature recrystallization or chromatographic separation, for example by HPLC, employing commercially available chiral columns. The enantiomer that is used in the remainder of the process of CHART A is the (S,R)-alcohol (IV) since this enantiomer will give the desired biologically active anti-Alzheimer (S,S)-substituted amine (X).

The (S, R)-alcohol (IV) is transformed to the corresponding epoxide (V) by means known to those skilled in the art. The stereochemistry of the (S)-(IV) center is maintained in forming the epoxide (V). A preferred means is by reaction with base, for example, but not limited to, hydroxide ion generated from sodium hydroxide, potassium hydroxide, lithium hydroxide and the like. Reaction conditions include the use of C₁-C₆ alcohol solvents; ethanol is preferred. A common co-solvent, such as for example, ethyl acetate may also be employed. Reactions are conducted at temperatures ranging from -45 degrees C up to the reflux temperature of the alcohol employed; preferred temperature ranges are between -20 degrees C and 20-25 degrees C.

The epoxide (V) is then reacted with the appropriately substituted C-terminal amine, R_C-NH₂ (VI) by means known to those skilled in the art which opens the epoxide to produce the desired corresponding enantiomerically pure (S,S)-protected alcohol (VII). The substituted C-terminal amines, R_C-NH₂ (VI) of this invention are

commercially available or are known to those skilled in the art and can be readily prepared from known compounds. R_C includes:

- (I) $-C_3-C_{10}$ alkyl optionally substituted with one, two or three substituents selected from the group consisting of C_1-C_3 alkyl, -F, -Cl, -Br, -I, -OH, -SH, $-C\equiv N$, $-CF_3$, C_1-C_6 alkoxy, -O-phenyl, $-NR_{1-a}R_{1-b}$ where R_{1-a} and R_{1-b} are as defined above, $-OC=O NR_{1-a}R_{1-b}$ where R_{1-a} and R_{1-b} are as defined above, $-S(=O)_{0-2} R_{1-a}$ where R_{1-a} is as defined above, $-NR_{1-a}C=O NR_{1-a}R_{1-b}$ where R_{1-a} and R_{1-b} are as defined above, $-C=O NR_{1-a}R_{1-b}$ where R_{1-a} and R_{1-b} are as defined above, and $-S(=O)_2 NR_{1-a}R_{1-b}$ where R_{1-a} and R_{1-b} are as defined above,
- (II) $-(CH_2)_{0-3}-(C_3-C_8)$ cycloalkyl where cycloalkyl can be optionally substituted with one, two or three substituents selected from the group consisting of C_1-C_3 alkyl, -F, -Cl, -Br, -I, -OH, -SH, $-C\equiv N$, $-CF_3$, C_1-C_6 alkoxy, -O-phenyl, -CO-OH, -CO-O- (C_1-C_4) alkyl, $-NR_{1-a}R_{1-b}$ where R_{1-a} and R_{1-b} are as defined above,
- (III) $-(CR_{C-x}R_{C-y})_{0-4}-R_{C-aryl}$ where R_{C-x} and R_{C-y} are
- H,
- C_1-C_4 alkyl optionally substituted with one or two -OH,
- C_1-C_4 alkoxy optionally substituted with one, two, or three of -F,
- $-(CH_2)_{0-4}-C_3-C_7$ cycloalkyl,
- C_2-C_6 alkenyl containing one or two double bonds,
- C_2-C_6 alkynyl containing one or two triple bonds,
- phenyl,
- and where R_{C-x} and R_{C-y} are taken together with the carbon to which they are attached to form a carbocycle of three, four, five, six and seven carbon atoms, optionally where one carbon atom is replaced by a heteroatom selected from the group consisting of -O-, -S-, $-SO_2-$, $-NR_{N-2}-$ and R_{C-aryl} is the same as R_{N-aryl} ;
- (IV) $-(CR_{C-x}R_{C-y})_{0-4}-R_{C-heteroaryl}$ where $R_{C-heteroaryl}$ is the same as $R_{N-heteroaryl}$ and R_{C-x} and R_{C-y} are as defined above,
- (V) $-(CR_{C-x}R_{C-y})_{0-4}-R_{C-aryl}-R_{C-aryl}$ where R_{C-aryl} , R_{C-x} and R_{C-y} are as defined above,
- (VI) $-(CR_{C-x}R_{C-y})_{0-4}-R_{C-aryl}-R_{C-heteroaryl}$ where R_{C-aryl} , $R_{C-heteroaryl}$, R_{C-x} and R_{C-y} are as defined above,

(VII) $-(\text{CR}_{\text{C-x}}\text{R}_{\text{C-y}})_{0-4}-\text{R}_{\text{C-heteroaryl}}-\text{R}_{\text{C-aryl}}$ where $\text{R}_{\text{C-heteroaryl}}$, $\text{R}_{\text{C-aryl}}$, $\text{R}_{\text{C-x}}$ and $\text{R}_{\text{C-y}}$ are as defined above,

(VIII) $-(\text{CR}_{\text{C-x}}\text{R}_{\text{C-y}})_{0-4}-\text{R}_{\text{C-heteroaryl}}-\text{R}_{\text{C-heteroaryl}}$ where $\text{R}_{\text{C-heteroaryl}}$, $\text{R}_{\text{C-x}}$ and $\text{R}_{\text{C-y}}$ are as defined above,

5 (IX) $-(\text{CR}_{\text{C-x}}\text{R}_{\text{C-y}})_{0-4}-\text{R}_{\text{C-aryl}}-\text{R}_{\text{C-heterocycle}}$ where $\text{R}_{\text{C-aryl}}$, $\text{R}_{\text{C-x}}$ and $\text{R}_{\text{C-y}}$ are as defined above, and $\text{R}_{\text{C-heterocycle}}$ is the same as $\text{R}_{\text{N-heterocycle}}$,

(X) $-(\text{CR}_{\text{C-x}}\text{R}_{\text{C-y}})_{0-4}-\text{R}_{\text{C-heteroaryl}}-\text{R}_{\text{C-heterocycle}}$ where $\text{R}_{\text{C-heteroaryl}}$, $\text{R}_{\text{C-heterocycle}}$, $\text{R}_{\text{C-x}}$ and $\text{R}_{\text{C-y}}$ are as defined above,

10 (XI) $-(\text{CR}_{\text{C-x}}\text{R}_{\text{C-y}})_{0-4}-\text{R}_{\text{C-heterocycle}}-\text{R}_{\text{C-aryl}}$ where $\text{R}_{\text{C-heterocycle}}$, $\text{R}_{\text{C-aryl}}$, $\text{R}_{\text{C-x}}$ and $\text{R}_{\text{C-y}}$ are as defined above,

(XII) $-(\text{CR}_{\text{C-x}}\text{R}_{\text{C-y}})_{0-4}-\text{R}_{\text{C-heterocycle}}-\text{R}_{\text{C-heteroaryl}}$ where $\text{R}_{\text{C-heterocycle}}$, $\text{R}_{\text{C-heteroaryl}}$, $\text{R}_{\text{C-x}}$ and $\text{R}_{\text{C-y}}$ are as defined above,

(XIII) $-(\text{CR}_{\text{C-x}}\text{R}_{\text{C-y}})_{0-4}-\text{R}_{\text{C-heterocycle}}-\text{R}_{\text{C-heterocycle}}$ where $\text{R}_{\text{C-heterocycle}}$, $\text{R}_{\text{C-x}}$ and $\text{R}_{\text{C-y}}$ are as defined above,

15 (XIV) $-(\text{CR}_{\text{C-x}}\text{R}_{\text{C-y}})_{0-4}-\text{R}_{\text{C-heterocycle}}$ where $\text{R}_{\text{C-heterocycle}}$, $\text{R}_{\text{C-x}}$ and $\text{R}_{\text{C-y}}$ are as defined above,

(XV) -cyclopentyl, -cyclohexyl, or -cycloheptyl ring fused to $\text{R}_{\text{C-aryl}}$ or $\text{R}_{\text{C-heteroaryl}}$ or $\text{R}_{\text{C-heterocycle}}$ where $\text{R}_{\text{C-aryl}}$ or $\text{R}_{\text{C-heteroaryl}}$ or $\text{R}_{\text{C-heterocycle}}$ are as defined above where one carbon of cyclopentyl, cyclohexyl, or -cycloheptyl is optionally replaced with NH, $\text{NR}_{\text{N-5}}$, O, $\text{S}(=\text{O})_{0-2}$, and where cyclopentyl, cyclohexyl, or -cycloheptyl can be optionally substituted with one or two $-\text{C}_1-\text{C}_3$ alkyl, -F, -OH, -SH, $-\text{C}\equiv\text{N}$, $-\text{CF}_3$, C_1-C_6 alkoxy, =O, $-\text{NR}_{1-a}\text{R}_{1-b}$ where R_{1-a} and R_{1-b} are as defined above,

25 (XVI) $-\text{[C}(\text{R}_{\text{C-1}})(\text{R}_{\text{C-2}})]_{1-3}-\text{CO-N}-(\text{R}_{\text{C-3}})_2$ where $\text{R}_{\text{C-1}}$ and $\text{R}_{\text{C-2}}$ are the same or different and are selected from the group consisting of:

(A) -H,

(B) $-\text{C}_1-\text{C}_6$ alkyl, optionally substituted with one, two or three substituents selected from the group consisting of C_1-C_3 alkyl, -F, -Cl, -Br, -I, -OH, -SH, $-\text{C}\equiv\text{N}$, $-\text{CF}_3$, C_1-C_6 alkoxy, -O-phenyl, $-\text{NR}_{1-a}\text{R}_{1-b}$ where R_{1-a} and R_{1-b} are as defined above,

30 (C) C_2-C_6 alkenyl with one or two double bonds, optionally substituted with one, two or three substituents selected from the group consisting of

C₁-C₃ alkyl, -F, -Cl, -Br, -I, -OH, -SH, -C≡N, -CF₃, C₁-C₆ alkoxy, -O-phenyl, -NR_{1-a}-R_{1-b} where R_{1-a} and R_{1-b} are as defined above,

(C) -(CH₂)₀₋₄-C₃-C₇ cycloalkyl, optionally substituted with one, two or three substituents selected from the group consisting of C₁-C₃ alkyl, -F, -Cl, -Br, -I, -OH, -SH, -C≡N, -CF₃, C₁-C₆ alkoxy, -O-phenyl, -NR_{1-a}-R_{1-b} where R_{1-a} and R_{1-b} are as defined above,

(D) -(C₁-C₄ alkyl)-R_{C'-aryl} where R_{C'-aryl} is as defined for R_{1-aryl},
 (E) -(C₁-C₄ alkyl)-R_{C-heteroaryl} where R_{C-heteroaryl} is as defined
 10 above,

(F) -(C₁-C₄ alkyl)-R_{C-heterocycle} where R_{C-heterocycle} is as defined above,

(G) -R_{C-heteroaryl} where R_{C-heteroaryl} is as defined above,
 (H) -R_{C-heterocycle} where R_{C-heterocycle} is as defined above, and
 (I) -R_{C'-aryl} where R_{C'-aryl} is as defined above,

and where R_{C-3} is the same or different and is:

(A) -H,
 (B) -C₁-C₆ alkyl optionally substituted with one, two or three substituents selected from the group consisting of C₁-C₃ alkyl, -F, -Cl, -Br, -I, -OH, -SH, -C≡N, -CF₃, C₁-C₆ alkoxy, -O-phenyl, and -NR_{1-a}-R_{1-b} where R_{1-a} and R_{1-b} are as defined above,

(C) -(CH₂)₀₋₄-C₃-C₇ cycloalkyl,
 (D) -(C₁-C₄ alkyl)-R_{C'-aryl} where R_{C'-aryl} is as defined above,
 (E) -(C₁-C₄ alkyl)-R_{C-heteroaryl} where R_{C-heteroaryl} is as defined
 25 above, or

(F) -(C₁-C₄ alkyl)-R_{C-heterocycle} where R_{C-heterocycle} is as defined above,

It is preferred that R_C is:

-C₃-C₈ alkyl,
 -(CH₂)₀₋₃-(C₃-C₇) cycloalkyl,
 30 -(CR_{C-x}R_{C-y})₁₋₄-R_{C-aryl},
 -(CR_{C-x}R_{C-y})₁₋₄-R_{C-heteroaryl},
 -(CR_{C-x}R_{C-y})₁₋₄-R_{C-heterocycle},

-cyclopentyl or -cyclohexyl ring fused to R_{C-aryl} or $R_{C-heteroaryl}$ or R_{C-}
heterocycle.

It is more preferred that R_C is:

- 5 $-(CH_2)_{0-3}-(C_3-C_7)$ cycloalkyl,
 $-(CR_{C-x}R_{C-y})_{1-4}-R_{C-aryl}$,
 $-(CR_{C-x}R_{C-y})_{1-4}-R_{C-heteroaryl}$,
 $-(CR_{C-x}R_{C-y})_{1-4}-R_{C-heterocycle}$,
 -cyclopentyl or -cyclohexyl ring fused to a R_{C-aryl} or $R_{C-heteroaryl}$ or R_{C-}
 heterocycle.

- 10 It is even more preferred that R_C is:

$-(CR_{C-x}R_{C-y})_{1-4}-R_{C-aryl}$,
 $-(CR_{C-x}R_{C-y})_{1-4}-R_{C-heteroaryl}$,
 -cyclopentyl or -cyclohexyl ring fused to a R_{C-aryl} or $R_{C-heteroaryl}$ or R_{C-}
 heterocycle.

- 15 It is still more preferred that R_C is selected from the group consisting of:

$-(CR_{C-x}R_{C-y})_{1-4}-R_{C-aryl}$ where R_{C-aryl} is phenyl,
 $-(CR_{C-x}R_{C-y})_{1-4}-R_{C-heteroaryl}$,
 -cyclopentyl or -cyclohexyl ring fused to a R_{C-aryl} or $R_{C-heteroaryl}$ or R_{C-}
 heterocycle.

- 20 Suitable reaction conditions for opening the epoxide (V) include running the
 reaction in a wide range of common and inert solvents. C_1-C_6 alcohol solvents are
 preferred and isopropyl alcohol most preferred. The reactions can be run at
 temperatures ranging from 20-25 degrees C up to the reflux temperature of the
 alcohol employed. The preferred temperature range for conducting the reaction is
 25 between 50 degrees C up to the reflux temperature of the alcohol employed. When
 the substituted C-terminal amine (VI) is a 1-amino-3,5-cis-dimethyl
 cyclohexyldicarboxylate it is preferably prepared as follows. To dimethyl-5-
 aminoisophthalate in acetic acid and methanol, is added rhodium in alumina in a
 high-pressure bottle. The bottle is saturated with hydrogen at 55 psi and shaken for
 30 one week of time. The mixture is then filtered through a layer of diatomaceous earth
 and rinsed with methanol three times, the solvents are removed under reduced
 pressure (with heat) to give a concentrate. The concentrate is triturated with ether
 and filtered again to give the desired C-terminal amine (VI). When the substituted

C-terminal amine (VI) is 1-amino-3,5-cis-dimethoxy cyclohexane it is preferably following the general procedure above and making non-critical variations but starting with 3,5-dimethoxyaniline. When the substituted C-terminal amine (VI) is an aminomethyl group where the substituent on the methyl group is an aryl group, for example $\text{NH}_2\text{-CH}_2\text{-R}_{\text{C-aryl}}$, and $\text{NH}_2\text{-CH}_2\text{-R}_{\text{C-aryl}}$ is not commercially available it is preferably prepared as follows. A suitable starting material is the (appropriately substituted) aralkyl compound. The first step is bromination of the alkyl substituent via methods known to those skilled in the art, see for example R.C. Larock in Comprehensive Organic Transformations, VCH Publishers, 1989, p. 313. Next the alkyl halide is reacted with azide to produce the aryl-(alkyl)-azide. Last the azide is reduced to the corresponding amine by hydrogen/catalyst to give the C-terminal amine (VI) of formula $\text{NH}_2\text{-CH}_2\text{-R}_{\text{C-aryl}}$. The suitably functionalized C-terminal amines (VI) may readily be prepared by one skilled in the art via known methods in the literature, making non-significant modifications. Select literature references include 1) Calderwood, *et al.*, *Tet. Lett.*, 1997, 38, 1241, 2) Ciganek, *J. Org. Chem.*, 1992, 57, 4521, 3) Thurkauf, *et al.*, *J. Med. Chem.*, 1990, 33, 1452, 4) Werner, *et al.*, *Org. Syn., Coll. Vol. 5*, 273, 5) *J. Med. Chem.*, 1999, 42, 4193, 6) *Chem. Rev.* 1995, 95, 2457, 7) *J. Am. Chem. Soc.*, 1986, 3150, 8) Felman *et al.*, *J. Med. Chem.*, 1992, 35, 1183, 9) *J. Am. Chem. Soc.* 1970, 92, 3700, 10) *J. Med. Chem.*, 1997, 40, 2323.

CHART B discloses an alternative process for production of the enantiomerically pure (S,S)-protected alcohol (VII) from the (S)-protected compound (III). In the alternative process, the (S)-protected compound (III) is first reacted with the appropriately substituted C-terminal amine $\text{R}_{\text{C-NH}_2}$ (VI) using the preferred conditions described above to produce the corresponding (S)-protected ketone (XI) which is then reduced using the preferred conditions described above to produce the corresponding (S,S)-protected alcohol (VII).

CHART C discloses another alternative process for production of enantiomerically pure (S,S)-protected alcohol (VII) but this time from the epoxide (V). In the process of CHART C, the epoxide (V) is reacted with azide to produce the corresponding enantiomerically pure (S,S)-protected azide (XII). Conditions to conduct the azide mediated epoxide opening are known to those skilled in the art, see for example, J. March, *Advanced Organic Chemistry*, 3rd Edition, John Wiley & Sons Publishers, 1985, p. 380. Next, the (S,S)-protected azide (XII) is reduced to the corresponding protected amine (XIII) by methods known to those skilled in the

art. Preferred reducing conditions to reduce the (S,S)-protected azide (XII) in the presence of a *t*-butoxycarbonyl N-protecting group include catalytic hydrogenation, the conditions for which are known to those skilled in the art. Alternative reducing conditions which may be used to avoid N-deprotection with protecting groups other than *t*-butoxycarbonyl are known to those skilled in the art, see for example, R.C. Larock in Comprehensive Organic Transformations, VCH Publishers, 1989, p. 409.

The (S,S)-protected alcohol (VII) is deprotected to the corresponding (S,S)-amine (VIII) by means known to those skilled in the art for removal of amine protecting group. Suitable means for removal of the amine protecting group depends on the nature of the protecting group. Those skilled in the art, knowing the nature of a specific protecting group, know which reagent is preferable for its removal. For example, it is preferred to remove the preferred protecting group, BOC, by dissolving the (S,S)-protected alcohol (VII) in a trifluoroacetic acid/dichloromethane mixture. When complete, the solvents are removed under reduced pressure to give the corresponding (S,S)-amine (as the corresponding salt, i.e. trifluoroacetic acid salt) which is used without further purification. However, if desired, the (S,S)-amine can be purified further by means well known to those skilled in the art, such as for example, recrystallization. Further, if the non-salt form is desired that also can be obtained by means known to those skilled in the art, such as for example, preparing the free base amine via treatment of the salt with mild basic conditions. Additional BOC deprotection conditions and deprotection conditions for other protecting groups can be found in T.W. Green and P.G.M. Wuts in "Protective Groups in Organic Chemistry," John Wiley and Sons, 1991, p. 309. Typical chemically suitable salts include trifluoroacetate, and the anion of mineral acids such as chloride, sulfate, phosphate; preferred is trifluoroacetate and chloride.

The (S,S)-amine (VIII) is then reacted with an appropriately substituted amide forming agent (IX) such as anhydride, acyl halide, or acid of the formula $(R_{N-1}-X_N)_2O$ or $R_{N-1}-X_N-X_2$ or $R_{N-1}-X_N-OH$ (IX) by nitrogen-acylation means known to those skilled in the art to produce the corresponding (S,S)-substituted amine (X). Nitrogen acylation conditions for reaction of the (S,S)-amine (VIII) with an amide forming agent (IX) to produce the corresponding (S,S)-substituted amine (X) are known to those skilled in the art and can be found in R.C. Larock in

Comprehensive Organic Transformations, VCH Publishers, 1989, p. 981, 979, and 972. R_N includes:

(I) $R_{N-1}-X_N$ where X_N is selected from the group consisting of:

(A) $-\text{CO}-$,

5

(B) $-\text{SO}_2-$

where R_{N-1} is selected from the group consisting of:

(A) $R_{N\text{-aryl}}$ where $R_{N\text{-aryl}}$ is phenyl, 1-naphthyl, 2-naphthyl, tetralinyl, indanyl, dihydronaphthyl or 6,7,8,9-tetrahydro-5H-benzo[a]cycloheptenyl, optionally substituted with one, two or three of the following substituents which can
10 be the same or different and are:

(1) $\text{C}_1\text{-C}_6$ alkyl, optionally substituted with one, two or three substituents selected from the group consisting of $\text{C}_1\text{-C}_3$ alkyl, $-\text{F}$, $-\text{Cl}$, $-\text{Br}$, $-\text{I}$, $-\text{OH}$, $-\text{SH}$, $-\text{C}\equiv\text{N}$, $-\text{CF}_3$, $\text{C}_1\text{-C}_3$ alkoxy, $-\text{NR}_{1\text{-a}}\text{R}_{1\text{-b}}$ where $\text{R}_{1\text{-a}}$ and $\text{R}_{1\text{-b}}$ are as defined above,

15

(2) $-\text{OH}$,

(3) $-\text{NO}_2$,

(4) $-\text{F}$, $-\text{Cl}$, $-\text{Br}$, $-\text{I}$,

(5) $-\text{CO}-\text{OH}$,

(6) $-\text{C}\equiv\text{N}$,

20

(7) $-(\text{CH}_2)_{0-4}-\text{CO}-\text{NR}_{N-2}\text{R}_{N-3}$ where R_{N-2} and R_{N-3} are

the same or different and are selected from the group consisting of:

(a) $-\text{H}$,

(b) $-\text{C}_1\text{-C}_6$ alkyl optionally substituted with one

substituent selected from the group consisting of:

25

(i) $-\text{OH}$,

(ii) $-\text{NH}_2$,

(c) $-\text{C}_1\text{-C}_6$ alkyl optionally substituted with one

to three $-\text{F}$, $-\text{Cl}$, $-\text{Br}$, $-\text{I}$,

(d) $-\text{C}_3\text{-C}_7$ cycloalkyl,

30

(e) $-(\text{C}_1\text{-C}_2 \text{ alkyl})-(\text{C}_3\text{-C}_7 \text{ cycloalkyl})$,

(f) $-(\text{C}_1\text{-C}_6 \text{ alkyl})-\text{O}-(\text{C}_1\text{-C}_3 \text{ alkyl})$,

(g) $-\text{C}_2\text{-C}_6$ alkenyl with one or two double

bonds,

- bonds,
- and one triple bond,
- 5 (j) $-R_{1-aryl}$ where R_{1-aryl} is as defined above,
 (k) $-R_{1-heteroaryl}$ where $R_{1-heteroaryl}$ is as defined above,
- (8) $-(CH_2)_{0-4}-CO-(C_1-C_{12} \text{ alkyl})$,
- (9) $-(CH_2)_{0-4}-CO-(C_2-C_{12} \text{ alkenyl with one, two or}$
 10 $\text{three double bonds})$,
- (10) $-(CH_2)_{0-4}-CO-(C_2-C_{12} \text{ alkynyl with one, two or}$
 three triple bonds),
- (11) $-(CH_2)_{0-4}-CO-(C_3-C_7 \text{ cycloalkyl})$,
- (12) $-(CH_2)_{0-4}-CO-R_{1-aryl}$ where R_{1-aryl} is as defined
 15 above,
- (13) $-(CH_2)_{0-4}-CO-R_{1-heteroaryl}$ where $R_{1-heteroaryl}$ is as
 defined above,
- (14) $-(CH_2)_{0-4}-CO-R_{1-heterocycle}$ where $R_{1-heterocycle}$ is as
 defined above,
- 20 (15) $-(CH_2)_{0-4}-CO-R_{N-4}$ where R_{N-4} is selected from the
 group consisting of morpholinyl, thiomorpholinyl, piperazinyl, piperidinyl,
 homomorpholinyl, homothiomorpholinyl, homothiomorpholinyl S-oxide,
 homothiomorpholinyl S,S-dioxide, pyrrolinyl and pyrrolidinyl where each group is
 optionally substituted with one, two, three, or four of C_1-C_6 alkyl,
- 25 (16) $-(CH_2)_{0-4}-CO-O-R_{N-5}$ where R_{N-5} is
 selected from the group consisting of:
- (a) C_1-C_6 alkyl,
- (b) $-(CH_2)_{0-2}-(R_{1-aryl})$ where R_{1-aryl} is as defined
 above,
- 30 (c) C_2-C_6 alkenyl containing one or two double
 bonds,
- (d) C_2-C_6 alkynyl containing one or two triple
 bonds,
- (e) C_3-C_7 cycloalkyl,

- (f) $-(\text{CH}_2)_{0-2}-\text{R}_{1\text{-heteroaryl}}$ where $\text{R}_{1\text{-heteroaryl}}$ is as defined above,
- (17) $-(\text{CH}_2)_{0-4}-\text{SO}_2-\text{NR}_{\text{N-2}}\text{R}_{\text{N-3}}$ where $\text{R}_{\text{N-2}}$ and $\text{R}_{\text{N-3}}$ are as defined above,
- 5 (18) $-(\text{CH}_2)_{0-4}-\text{SO}-(\text{C}_1-\text{C}_8 \text{ alkyl})$,
- (19) $-(\text{CH}_2)_{0-4}-\text{SO}_2-(\text{C}_1-\text{C}_{12} \text{ alkyl})$,
- (20) $-(\text{CH}_2)_{0-4}-\text{SO}_2-(\text{C}_3-\text{C}_7 \text{ cycloalkyl})$,
- (21) $-(\text{CH}_2)_{0-4}-\text{N}(\text{H or } \text{R}_{\text{N-5}})-\text{CO}-\text{O}-\text{R}_{\text{N-5}}$ where $\text{R}_{\text{N-5}}$ can be the same or different and is as defined above,
- 10 (22) $-(\text{CH}_2)_{0-4}-\text{N}(\text{H or } \text{R}_{\text{N-5}})-\text{CO}-\text{N}(\text{R}_{\text{N-5}})_2$, where $\text{R}_{\text{N-5}}$ can be the same or different and is as defined above,
- (23) $-(\text{CH}_2)_{0-4}-\text{N}-\text{CS}-\text{N}(\text{R}_{\text{N-5}})_2$, where $\text{R}_{\text{N-5}}$ can be the same or different and is as defined above,
- (24) $-(\text{CH}_2)_{0-4}-\text{N}(\text{H or } \text{R}_{\text{N-5}})-\text{CO}-\text{R}_{\text{N-2}}$ where $\text{R}_{\text{N-5}}$ and $\text{R}_{\text{N-2}}$ can be the same or different and are as defined above,
- 15 (25) $-(\text{CH}_2)_{0-4}-\text{NR}_{\text{N-2}}\text{R}_{\text{N-3}}$ where $\text{R}_{\text{N-2}}$ and $\text{R}_{\text{N-3}}$ can be the same or different and are as defined above,
- (26) $-(\text{CH}_2)_{0-4}-\text{R}_{\text{N-4}}$ where $\text{R}_{\text{N-4}}$ is as defined above,
- (27) $-(\text{CH}_2)_{0-4}-\text{O}-\text{CO}-(\text{C}_1-\text{C}_6 \text{ alkyl})$,
- 20 (28) $-(\text{CH}_2)_{0-4}-\text{O}-\text{P}(\text{O})-(\text{OR}_{\text{N-aryl-1}})_2$ where $\text{R}_{\text{N-aryl-1}}$ is -H or C_1-C_4 alkyl,
- (29) $-(\text{CH}_2)_{0-4}-\text{O}-\text{CO}-\text{N}(\text{R}_{\text{N-5}})_2$ where $\text{R}_{\text{N-5}}$ is as defined above,
- (30) $-(\text{CH}_2)_{0-4}-\text{O}-\text{CS}-\text{N}(\text{R}_{\text{N-5}})_2$ where $\text{R}_{\text{N-5}}$ is as defined above,
- 25 (31) $-(\text{CH}_2)_{0-4}-\text{O}-(\text{R}_{\text{N-5}})_2$ where $\text{R}_{\text{N-5}}$ is as defined above,
- (32) $-(\text{CH}_2)_{0-4}-\text{O}-(\text{R}_{\text{N-5}})_2-\text{COOH}$ where $\text{R}_{\text{N-5}}$ is as defined above,
- 30 (33) $-(\text{CH}_2)_{0-4}-\text{S}-(\text{R}_{\text{N-5}})_2$ where $\text{R}_{\text{N-5}}$ is as defined above,
- (34) $-(\text{CH}_2)_{0-4}-\text{O}-(\text{C}_1-\text{C}_6 \text{ alkyl optionally substituted with one, two, three, four, or five of -F})$,
- (35) $\text{C}_3-\text{C}_7 \text{ cycloalkyl}$,

50

(36) C₂-C₆ alkenyl with one or two double bonds optionally substituted with C₁-C₃ alkyl, -F, -Cl, -Br, -I, -OH, -SH, -C≡N, -CF₃, C₁-C₃ alkoxy, -NR_{1-a}R_{1-b} where R_{1-a} and R_{1-b} are as defined above,

(37) C₂-C₆ alkynyl with one or two triple bonds optionally substituted with C₁-C₃ alkyl, -F, -Cl, -Br, -I, -OH, -SH, -C≡N, -CF₃, C₁-C₃ alkoxy, -NR_{1-a}R_{1-b} where R_{1-a} and R_{1-b} are as defined above,

(38) -(CH₂)₀₋₄-N(-H or R_{N-5})-SO₂-R_{N-2} where R_{N-5} and R_{N-2} can be the same or different and are as described above, or

(39) -(CH₂)₀₋₄- C₃-C₇ cycloalkyl,
10 (B) -R_{N-heteroaryl} where R_{N-heteroaryl} is selected from the group consisting of:

pyridinyl,
pyrimidinyl,
quinolinyl,
15 benzothienyl,
indolyl,
indolinyl,
pyridazinyl,
pyrazinyl,
20 isoindolyl,
isoquinolyl,
quinazolinyl,
quinoxalinyl,
phthalazinyl,
25 imidazolyl,
isoxazolyl,
pyrazolyl,
oxazolyl,
thiazolyl,
30 indolizinyl,
indazolyl,
benzothiazolyl,
benzimidazolyl,

benzofuranyl,
furanyl,
thienyl,
pyrrolyl,
5 oxadiazolyl,
thiadiazolyl,
triazolyl,
tetrazolyl,
oxazolopyridinyl,
10 imidazopyridinyl,
isothiazolyl,
naphthyridinyl,
cinnolinyl,
carbazolyl,
15 beta-carbolinyl,
isochromanlyl,
chromanlyl,
tetrahydroisoquinolinyl,
isoindolinyl,
20 isobenzotetrahydrofuranyl,
isobenzotetrahydrothienyl,
isobenzothienyl,
benzoxazolyl,
pyridopyridinyl,
25 benzotetrahydrofuranyl,
benzotetrahydrothienyl,
purinyl,
benzodioxolyl,
triazinyl,
30 henoxazinyl,
phenothiazinyl,
pteridinyl,
benzothiazolyl,
imidazopyridinyl,

imidazothiazolyl,
dihydrobenzisoxazinyl,
benzisoxazinyl,
benzoxazinyl,
5 dihydrobenzothiazinyl,
benzopyranyl,
benzothiopyranyl,
coumarinyl,
isocoumarinyl,
10 chromonyl,
chromanonyl,
pyridinyl-N-oxide,
tetrahydroquinolinyl
dihydroquinolinyl
15 dihydroquinolinonyl
dihydroisoquinolinonyl
dihydrocoumarinyl
dihydroisocoumarinyl
isoindolinonyl
20 benzodioxanyl
benzoxazolinonyl
pyrrolyl N-oxide,
pyrimidinyl N-oxide,
pyridazinyl N-oxide,
25 pyrazinyl N-oxide,
quinolinyl N-oxide,
indolyl N-oxide,
indolinyl N-oxide,
isoquinolyl N-oxide,
30 quinazoliny N-oxide,
quinoxaliny N-oxide,
phthalazinyl N-oxide,
imidazolyl N-oxide,
isoxazolyl N-oxide,

5 oxazolyl N-oxide,
 thiazolyl N-oxide,
 indolizinyll N-oxide,
 indazolyl N-oxide,
 10 benzothiazolyl N-oxide,
 benzimidazolyl N-oxide,
 pyrrolyl N-oxide,
 oxadiazolyl N-oxide,
 thiadiazolyl N-oxide,
 15 triazolyl N-oxide,
 tetrazolyl N-oxide,
 benzothiopyranyl S-oxide, or
 benzothiopyranyl S,S-dioxide,

where the $R_{N\text{-heteroaryl}}$ group is bonded by any atom of the parent $R_{N\text{-heteroaryl}}$ group substituted by hydrogen such that the new bond to the $R_{N\text{-heteroaryl}}$ group replaces the hydrogen atom and its bond, where heteroaryl is optionally substituted with one, two, three, or four of:

(1) $C_1\text{-}C_6$ alkyl, optionally substituted with one, two or three substituents selected from the group consisting of $C_1\text{-}C_3$ alkyl, -F, -Cl, -Br, -I, -OH, -SH, $-C\equiv N$, $-CF_3$, $C_1\text{-}C_3$ alkoxy, and $-NR_{1-a}R_{1-b}$ where R_{1-a} and R_{1-b} are as defined above,

(2) -OH,
 (3) $-NO_2$,
 (4) -F, -Cl, -Br, -I,
 25 (5) -CO-OH,
 (6) $-C\equiv N$,
 (7) $-(CH_2)_{0-4}\text{-CO-NR}_{N-2}R_{N-3}$ where R_{N-2} and R_{N-3} are the same or different and are selected from the group consisting of:

(a) -H,
 30 (b) $C_1\text{-}C_6$ alkyl optionally substituted with one substituent selected from the group consisting of:

(i) -OH,
 (ii) $-NH_2$,

- (c) $-C_1-C_6$ alkyl optionally substituted with one to three -F, -Cl, -Br, -I,
- (d) $-C_3-C_7$ cycloalkyl,
- (e) $-(C_1-C_2 \text{ alkyl})-(C_3-C_7 \text{ cycloalkyl})$,
- 5 (f) $-(C_1-C_6 \text{ alkyl})-O-(C_1-C_3 \text{ alkyl})$,
- (g) $-C_2-C_6$ alkenyl with one or two double bonds,
- (h) $-C_2-C_6$ alkynyl with one or two triple bonds,
- 10 (i) $-C_1-C_6$ alkyl chain with one double bond and one triple bond,
- (j) $-R_{1\text{-aryl}}$ where $R_{1\text{-aryl}}$ is as defined above,
- (k) $-R_{1\text{-heteroaryl}}$ where $R_{1\text{-heteroaryl}}$ is as defined above,
- 15 (8) $-(CH_2)_{0-4}-CO-(C_1-C_{12} \text{ alkyl})$,
- (9) $-(CH_2)_{0-4}-CO-(C_2-C_{12} \text{ alkenyl with one, two or three double bonds})$,
- (10) $-(CH_2)_{0-4}-CO-(C_2-C_{12} \text{ alkynyl with one, two or three triple bonds})$,
- 20 (11) $-(CH_2)_{0-4}-CO-(C_3-C_7 \text{ cycloalkyl})$,
- (12) $-(CH_2)_{0-4}-CO-R_{1\text{-aryl}}$ where $R_{1\text{-aryl}}$ is as defined above,
- (13) $-(CH_2)_{0-4}-CO-R_{1\text{-heteroaryl}}$ where $R_{1\text{-heteroaryl}}$ is as defined above,
- 25 (14) $-(CH_2)_{0-4}-CO-R_{1\text{-heterocycle}}$ where $R_{1\text{-heterocycle}}$ is as defined above,
- (15) $-(CH_2)_{0-4}-CO-R_{N-4}$ where R_{N-4} is selected from the group consisting of morpholinyl, thiomorpholinyl, piperazinyl, piperidinyl, homomorpholinyl, homothiomorpholinyl, homothiomorpholinyl S-oxide, homothiomorpholinyl S,S-dioxide, pyrrolinyl and pyrrolidinyl where each group is
- 30 optionally substituted with one, two, three, or four of C_1-C_6 alkyl,
- (16) $-(CH_2)_{0-4}-CO-O-R_{N-5}$ where R_{N-5} is selected from the group consisting of:
- (a) C_1-C_6 alkyl,

- above,
- (b) $-(\text{CH}_2)_{0-2}-\text{R}_{1\text{-aryl}}$ where $\text{R}_{1\text{-aryl}}$ is as defined above,
- (c) $\text{C}_2\text{-C}_6$ alkenyl containing one or two double bonds,
- 5 (d) $\text{C}_2\text{-C}_6$ alkynyl containing one or two triple bonds,
- (e) $\text{C}_3\text{-C}_7$ cycloalkyl,
- (f) $-(\text{CH}_2)_{0-2}-\text{R}_{1\text{-heteroaryl}}$ where $\text{R}_{1\text{-heteroaryl}}$ is as defined above,
- 10 (17) $-(\text{CH}_2)_{0-4}-\text{SO}_2-\text{NR}_{\text{N-2}}\text{R}_{\text{N-3}}$ where $\text{R}_{\text{N-2}}$ and $\text{R}_{\text{N-3}}$ are as defined above,
- (18) $-(\text{CH}_2)_{0-4}-\text{SO}-(\text{C}_1\text{-C}_8 \text{ alkyl})$,
- (19) $-(\text{CH}_2)_{0-4}-\text{SO}_2-(\text{C}_1\text{-C}_{12} \text{ alkyl})$,
- (20) $-(\text{CH}_2)_{0-4}-\text{SO}_2-(\text{C}_3\text{-C}_7 \text{ cycloalkyl})$,
- 15 (21) $-(\text{CH}_2)_{0-4}-\text{N}(\text{H or } \text{R}_{\text{N-5}})-\text{CO}-\text{O}-\text{R}_{\text{N-5}}$ where $\text{R}_{\text{N-5}}$ can be the same or different and is as defined above,
- (22) $-(\text{CH}_2)_{0-4}-\text{N}(\text{H or } \text{R}_{\text{N-5}})-\text{CO}-\text{N}(\text{R}_{\text{N-5}})_2$, where $\text{R}_{\text{N-5}}$ can be the same or different and is as defined above,
- (23) $-(\text{CH}_2)_{0-4}-\text{N}-\text{CS}-\text{N}(\text{R}_{\text{N-5}})_2$, where $\text{R}_{\text{N-5}}$ can be the same or different and is as defined above,
- 20 (24) $-(\text{CH}_2)_{0-4}-\text{N}(\text{H or } \text{R}_{\text{N-5}})-\text{CO}-\text{R}_{\text{N-2}}$ where $\text{R}_{\text{N-5}}$ and $\text{R}_{\text{N-2}}$ can be the same or different and are as defined above,
- (25) $-(\text{CH}_2)_{0-4}-\text{NR}_{\text{N-2}}\text{R}_{\text{N-3}}$ where $\text{R}_{\text{N-2}}$ and $\text{R}_{\text{N-3}}$ can be the same or different and are as defined above,
- 25 (26) $-(\text{CH}_2)_{0-4}-\text{R}_{\text{N-4}}$ where $\text{R}_{\text{N-4}}$ is as defined above,
- (27) $-(\text{CH}_2)_{0-4}-\text{O}-\text{CO}-(\text{C}_1\text{-C}_6 \text{ alkyl})$,
- (28) $-(\text{CH}_2)_{0-4}-\text{O}-\text{P}(\text{O})-(\text{OR}_{\text{N-aryl-1}})_2$ where $\text{R}_{\text{N-aryl-1}}$ is -H or $\text{C}_1\text{-C}_4$ alkyl,
- (29) $-(\text{CH}_2)_{0-4}-\text{O}-\text{CO}-\text{N}(\text{R}_{\text{N-5}})_2$ where $\text{R}_{\text{N-5}}$ is as defined above,
- 30 (30) $-(\text{CH}_2)_{0-4}-\text{O}-\text{CS}-\text{N}(\text{R}_{\text{N-5}})_2$ where $\text{R}_{\text{N-5}}$ is as defined above,
- (31) $-(\text{CH}_2)_{0-4}-\text{O}-(\text{R}_{\text{N-5}})_2$ where $\text{R}_{\text{N-5}}$ is as defined above,

- (32) $-(\text{CH}_2)_{0-4}-\text{O}-(\text{R}_{\text{N}-5})_2-\text{COOH}$ where $\text{R}_{\text{N}-5}$ is as defined above,
- (33) $-(\text{CH}_2)_{0-4}-\text{S}-(\text{R}_{\text{N}-5})_2$ where $\text{R}_{\text{N}-5}$ is as defined above,
- 5 (34) $-(\text{CH}_2)_{0-4}-\text{O}-(\text{C}_1-\text{C}_6 \text{ alkyl optionally substituted with one, two, three, four, or five of } -\text{F})$,
- (35) $\text{C}_3-\text{C}_7 \text{ cycloalkyl}$,
- (36) $\text{C}_2-\text{C}_6 \text{ alkenyl with one or two double bonds optionally substituted with } \text{C}_1-\text{C}_3 \text{ alkyl, } -\text{F, } -\text{Cl, } -\text{Br, } -\text{I, } -\text{OH, } -\text{SH, } -\text{C}\equiv\text{N, } -\text{CF}_3, \text{ C}_1-\text{C}_3 \text{ alkoxy, } -\text{NR}_{1-a}\text{R}_{1-b} \text{ where } \text{R}_{1-a} \text{ and } \text{R}_{1-b} \text{ are as defined above,}$
- 10 (37) $\text{C}_2-\text{C}_6 \text{ alkynyl with one or two triple bonds optionally substituted with } \text{C}_1-\text{C}_3 \text{ alkyl, } -\text{F, } -\text{Cl, } -\text{Br, } -\text{I, } -\text{OH, } -\text{SH, } -\text{C}\equiv\text{N, } -\text{CF}_3, \text{ C}_1-\text{C}_3 \text{ alkoxy, } -\text{NR}_{1-a}\text{R}_{1-b} \text{ where } \text{R}_{1-a} \text{ and } \text{R}_{1-b} \text{ are as defined above,}$
- (38) $-(\text{CH}_2)_{0-4}-\text{N}(-\text{H or } \text{R}_{\text{N}-5})-\text{SO}_2-\text{R}_{\text{N}-2}$ where $\text{R}_{\text{N}-5}$ and $\text{R}_{\text{N}-2}$ can be the same or different and are as described above,
- 15 (39) $-(\text{CH}_2)_{0-4}-\text{C}_3-\text{C}_7 \text{ cycloalkyl}$,
- (C) $\text{R}_{\text{N-aryl}}-\text{W}-\text{R}_{\text{N-aryl}}$,
- (D) $\text{R}_{\text{N-aryl}}-\text{W}-\text{R}_{\text{N-heteroaryl}}$,
- (E) $\text{R}_{\text{N-aryl}}-\text{W}-\text{R}_{\text{N-1-heterocycle}}$, where $\text{R}_{\text{N-heterocycle}}$ is the same as
- 20 $\text{R}_{1-\text{heterocycle}}$
- (F) $\text{R}_{\text{N-heteroaryl}}-\text{W}-\text{R}_{\text{N-aryl}}$,
- (G) $\text{R}_{\text{N-heteroaryl}}-\text{W}-\text{R}_{\text{N-heteroaryl}}$,
- (H) $\text{R}_{\text{N-heteroaryl}}-\text{W}-\text{R}_{\text{N-1-heterocycle}}$, where $\text{R}_{\text{N-1-heterocycle}}$ is the same as $\text{R}_{1-\text{heterocycle}}$,
- 25 (I) $\text{R}_{\text{N-heterocycle}}-\text{W}-\text{R}_{\text{N-aryl}}$,
- (J) $\text{R}_{\text{N-heterocycle}}-\text{W}-\text{R}_{\text{N-heteroaryl}}$,
- (K) $\text{R}_{\text{N-heterocycle}}-\text{W}-\text{R}_{\text{N-1-heterocycle}}$,
- where W is
- (5) $-(\text{CH}_2)_{0-4}-$,
- 30 (6) $-\text{O}-$,
- (7) $-\text{S}(\text{O})_{0-2}-$,
- (8) $-\text{N}(\text{R}_{\text{N}-5})-$ where $\text{R}_{\text{N}-5}$ is as defined above, or
- (9) $-\text{CO}-$;

It is preferred that R_N is selected from the group consisting of:

$R_{N-1}-X_N$ - where X_N is -CO-, where R_{N-1} is R_{N-aryl} or $R_{N-heteroaryl}$ where R_{N-aryl} is phenyl where the substitution on phenyl is 1,3-, and where R_{N-aryl} or $R_{N-heteroaryl}$ are substituted with one -CO-NR_{N-2}R_{N-3},

5 $R_{N-1}-X_N$ - where X_N is -CO-, where R_{N-1} is R_{N-aryl} or $R_{N-heteroaryl}$ where R_{N-aryl} is phenyl substituted with one C₁ alkyl where the substitution on the phenyl is 1,3,5-, and where R_{N-aryl} or $R_{N-heteroaryl}$ are substituted with one -CO-NR_{N-2}R_{N-3},

$R_{N-1}-X_N$ - where X_N is -CO-, where R_{N-1} is $R_{N-heteroaryl}$ where $R_{N-heteroaryl}$ is substituted with one -CO-NR_{N-2}R_{N-3}. It is further preferred that R_{N-2} and R_{N-3} are the
10 same and are C₃ alkyl. It is further preferred that:

$R_{N-1}-X_N$ - where X_N is -CO-, where R_{N-1} is R_{N-aryl} where R_{N-aryl} is phenyl substituted with one -CO-NR_{N-2}R_{N-3} where the substitution on phenyl is 1,3-,

$R_{N-1}-X_N$ - where X_N is -CO-, where R_{N-1} is R_{N-aryl} where R_{N-aryl} is phenyl substituted with one C₁ alkyl and with one -CO-NR_{N-2}R_{N-3} where the substitution on
15 the phenyl is 1,3,5-. It is preferred that X_N is (A) -CO- and (B) -SO₂-; it is more preferred that X_N be -CO-. X_2 includes -Cl, -Br; it is preferred that X_2 is -Cl.

The nitrogen-acylation of primary amines to produce secondary amides is one of the oldest known reactions. The amide forming agents, $(R_{N-1}-X_N)_2O$ or $R_{N-1}-X_N-X_2$ or $R_{N-1}-X_N-OH$ (IX) are known to those skilled in the art and are
20 commercially available or can be readily prepared from known starting materials by methods known in the literature. It is preferred to use an isophthalic acid acylating agent (IX) of the formula $R_{N-2}R_{N-3}N-CO-phenyl-CO-$ or a methylisophthalic acid acylating agent (IX) $R_{N-2}R_{N-3}N-CO-(CH_3-phenyl-CO-$ where the substitution is 5-methyl-1,3-isophthalic acid. The more preferred 5-methyl-1,3-isophthalic acid is 3-
25 [(N,N-dipropylamino)carbonyl]-5-methylbenzoic acid (IX). These compounds are preferably prepared as set forth as follows. An ester, preferably the monomethyl ester of isophthalic acid or methyl 5-methyl-1,3-isophthalate is dissolved in a THF/DMF mixture. 1,1'-Carbonyldiimidazole is added at 20-25 degrees C. Next the desired amine (H-NR_{N-2}R_{N-3}) is added. After 3-24 hr of stirring at 20 degrees C
30 to the reflux temperature of the solvent, the reaction mixture is partitioned between saturated aqueous ammonium chloride and a water immiscible organic solvent such as ethyl acetate. The aqueous layer is separated and extracted twice more with the organic solvent (ethyl acetate). The organic extracts are combined and then washed

with saturated aqueous solutions of bicarbonate and saline and dried over anhydrous sodium sulfate or magnesium sulfate. Filtration of the drying agent and removal of solvents by reduced pressure gives the methyl ester of the desired $R_{N-2}R_{N-3}N$ -CO-phenyl-CO-O-CH₃ or a methylisophthalic acid acylating agent (IX) $R_{N-2}R_{N-3}N$ -CO-(CH₃-)phenyl-CO-O-CH₃. Purification of the (methyl) ester can be achieved via chromatography on silica gel eluting with ethyl acetate in hexanes. The isophthalate ester or methylisophthalate ester of the mono-alkyl or di-alkyl amide is then treated with an aqueous solution of base such as lithium hydroxide in a minimum amount of THF/methanol/water and stirred 3-24 hours at 20 degrees C to the reflux temperature of the solvent. The solvents are then removed under reduced pressure and subsequently partitioned between water and a water immiscible solvent such as ethyl acetate, for example. If emulsions prohibit separation of the two phases, a small amount of saline is added to aid in separation. The aqueous phase is separated and extracted once more with a water immiscible solvent such as ethyl acetate, for example. The aqueous phase is then acidified with concentrated acid, preferably hydrochloric until pH ≤ 3 . The mixture obtained is then extracted three times with a water immiscible solvent such as ethyl acetate, for example. These combined organic extracts are dried over anhydrous sodium or magnesium sulfate. The drying agent is removed by filtration and the organic solvent is removed under reduced pressure to give product. The mono- or di-alkyl amide isophthalate/methylisophthalate is used as such in the next reaction with the (S,S)-amine (VIII) to produce the (S,S)-substituted amine (X).

When it is desired to produce a primary amide, R_{N-2} and R_{N-3} are both -H, the following procedure is preferred. An ester, preferably the methyl ester of isophthalate or methyl 5-methyl-1,3-isophthalate is dissolved in a THF/DMF mixture. CDI is added at 20-25 degrees C. After five to thirty minutes, ammonia gas is bubbled into the mixture through a syringe needle for 1 hr. The mixture is cooled to 0 degrees C for the duration of the hour. The reaction is left stirring under a balloon of ammonia overnight at 20-25 degrees C, after which time the reaction mixture is partitioned between saturated aqueous ammonium chloride and a water immiscible solvent such as ethyl acetate, for example. The phases are separated and the aqueous phase is extracted twice more with ethyl acetate. The organic extracts are washed with saturated aqueous solutions of bicarbonate and saline and dried over anhydrous sodium or magnesium sulfate. Filtration of the drying agent and

removal of solvents under reduced pressure gives the ester of the desired isophthalic acid or the isophthalic acid acylating agent (IX). Purification of the (methyl) ester can be achieved via chromatography on silica gel eluting with isopropanol/chloroform. The isophthalate ester or methylisophthalate ester of the
5 primary amide is then treated with an aqueous solution of base such as lithium hydroxide in a minimum amount of THF/methanol/water and stirred overnight at 20-25 degrees C after which time the solvents are removed under reduced pressure and subsequently partitioned between water and a water immiscible solvent such as ethyl acetate, for example. If emulsions prohibit separation of the two phases, a small
10 amount of saline is added to aid in separation. The aqueous phase is separated and extracted once more with a water immiscible solvent such as ethyl acetate, for example. The aqueous phase is then acidified with concentrated acid, preferably hydrochloric until $\text{pH} \leq 3$. The mixture obtained is then extracted three times with ethyl acetate. These combined organic extracts are dried over anhydrous sodium or
15 magnesium sulfate. The drying agent is removed by filtration and the organic solvent removed under reduced pressure to give product. The amide isophthalic acid is used as such in the next reaction with (VIII) to produce (X).

When it is desired that the amine be cyclized to be a group such as morpholinyl, piperazinyl, piperidinyl and pyrrolidinyl, etc the following procedure is
20 followed. An ester, preferably the methyl ester of isophthalic acid or methyl 5-methyl-1,3-isophthalate is dissolved in dry methylene chloride and three drops of DMF are added. The mixture is cooled to 0 degrees C and then oxalyl chloride is added. The mixture is stirred at 0 degrees C for 30 minutes to two hours after which the solvents are removed under reduced pressure. The acid chloride is left under
25 vacuum overnight. The crude acid chloride is dissolved in dry methylene and cooled to 0 degrees C before the addition of the cyclic amine and a tertiary amine base such as N-methyl piperidine, for example. The reaction mixture is stirred at 0 degrees C for 1 to 6 hr before the solvents are removed under reduced pressure. The residue is diluted with water and a water immiscible solvent such as ethyl acetate,
30 for example, and the phases are separated. The aqueous phase is extracted twice more with a water immiscible solvent such as ethyl acetate, for example, and the combined organic extracts are washed with saturated aqueous bicarbonate and dried over anhydrous sodium or magnesium sulfate. Filtration of the drying agent and removal of solvents under reduced pressure gives the product cyclic amide. The

cyclic amide is then treated with an aqueous base such as lithium hydroxide in a minimum amount of THF/methanol/water and stirred overnight at 20-25 degrees C, after which time the solvents are removed under reduced pressure and the residue is subsequently partitioned between water and a water immiscible solvent such as ethyl acetate, for example. The aqueous phase is extracted once more with ethyl acetate. Removal of water from the aqueous phase under reduced pressure gives the desired cyclic amide product (IX).

CHART D sets forth an alternative processes for production of the (S,S)-substituted amine (X) from the (S,S)-protected azide (XII), which is produced from the corresponding epoxide (V) in CHART C. The amino protecting group is removed to produce the corresponding unprotected azide (XIV) by methods previously described in CHART A for the conversion of (S,S)-protected alcohol (VII) to the corresponding (S,S)-amine (VIII). The (S,S)-unprotected azide (XIV) is then acylated on nitrogen to produce the corresponding (S,S)-azide (XV). Next, the azide functionality is reduced as previously discussed for the conversion of the (S,S)-protected azide (XII) to the corresponding (S,S)-protected amine (XIII) to give the (S,S)-free amine (XVI). Last, the (S,S)-free amine (XVI) is transformed to the corresponding (S,S)-substituted amine (X) by nitrogen alkylation with a compound of the formula R_C-X_3 to give the corresponding (S,S)-substituted amine (X). X_3 is an appropriate leaving group, such as but not limited to, -Cl, -Br, -I, -O-mesyate, -O-tosylate, O-triflate, etc. X_3 may also be an aldehyde; the corresponding coupling with (XVI) via the well known reductive amination procedure gives the (S,R)-substituted amine (X).

The compounds of the invention may contain geometric or optical isomers as well as tautomers. Thus, the invention includes all tautomers and pure geometric isomers, such as the *E* and *Z* geometric isomers, as well as mixtures thereof. Furthermore, the invention includes pure enantiomers and diastereomers as well as mixtures thereof, including racemic mixtures. The individual geometric isomers, enantiomers, or diastereomers may be prepared or isolated by methods known in the art.

Compounds of the invention with the stereochemistry designated in formula X may be included in mixtures, including racemic mixtures, with other enantiomers, diastereomers, geometric isomers or tautomers. Compounds of the invention with the stereochemistry designated in formula X are typically present in these mixtures

in excess of 50 percent. Preferably, compounds of the invention with the stereochemistry designated in formula X are present in these mixtures in excess of 80 percent. Most preferably, compounds of the invention with the stereochemistry designated in formula X are present in these mixtures in excess of 90 percent.

5 The (S,S)-substituted amines (X) are amines and as such form salts when reacted with acids. Pharmaceutically acceptable salts are preferred over the corresponding (S,S)-substituted amines (X) since they produce compounds which are more water soluble, stable and/or more crystalline. Pharmaceutically acceptable salts are any salt which retains the activity of the parent compound and does not
10 impart any deleterious or undesirable effect on the subject to whom it is administered and in the context in which it is administered. Pharmaceutically acceptable salts include salts of both inorganic and organic acids. The preferred pharmaceutically acceptable salts include salts of the following acids acetic, aspartic, benzenesulfonic, benzoic, bicarbonic, bisulfuric, bitartaric, butyric, calcium
15 edetate, camrylic, carbonic, chlorobenzoic, citric, edetic, edisylic, estolic, esyl, esylic, formic, fumaric, gluceptic, gluconic, glutamic, glycolylarsanilic, hexamic, hexylresorcinoic, hydrabamic, hydrobromic, hydrochloric, hydroiodic, hydroxynaphthoic, isethionic, lactic, lactobionic, maleic, malic, malonic, mandelic, methanesulfonic, methylnitric, methylsulfuric, mucic, muconic, napsylic, nitric,
20 oxalic, p-nitromethanesulfonic, pamoic, pantothenic, phosphoric, monohydrogen phosphoric, dihydrogen phosphoric, phthalic, polygalactouronic, propionic, salicylic, stearic, succinic, succinic, sulfamic, sulfanilic, sulfonic, sulfuric, tannic, tartaric, teoclic and toluenesulfonic. For other acceptable salts, see *Int. J. Pharm.*, 33, 201-217 (1986) and *J.Pharm.Sci.*, 66(1), 1, (1977).

25 The present invention provides compounds, compositions, kits, and methods for inhibiting beta-secretase enzyme activity and A beta peptide production. Inhibition of beta-secretase enzyme activity halts or reduces the production of A beta from APP and reduces or eliminates the formation of beta-amyloid deposits in the brain.

30

Methods of the Invention

The compounds of the invention, and pharmaceutically acceptable salts thereof, are useful for treating humans or animals suffering from a condition characterized by a pathological form of beta-amyloid peptide, such as beta-amyloid

plaques, and for helping to prevent or delay the onset of such a condition. For example, the compounds are useful for treating Alzheimer's disease, for helping prevent or delay the onset of Alzheimer's disease, for treating patients with MCI (mild cognitive impairment) and preventing or delaying the onset of Alzheimer's disease in those who would progress from MCI to AD, for treating Down's syndrome, for treating humans who have Hereditary Cerebral Hemorrhage with Amyloidosis of the Dutch-Type, for treating cerebral amyloid angiopathy and preventing its potential consequences, i.e. single and recurrent lobal hemorrhages, for treating other degenerative dementias, including dementias of mixed vascular and degenerative origin, dementia associated with Parkinson's disease, dementia associated with progressive supranuclear palsy, dementia associated with cortical basal degeneration, and diffuse Lewy body type Alzheimer's disease. The compounds and compositions of the invention are particularly useful for treating or preventing Alzheimer's disease. When treating or preventing these diseases, the compounds of the invention can either be used individually or in combination, as is best for the patient.

As used herein, the term "treating" means that the compounds of the invention can be used in humans with at least a tentative diagnosis of disease. The compounds of the invention will delay or slow the progression of the disease thereby giving the individual a more useful life span.

The term "preventing" means that the compounds of the present invention are useful when administered to a patient who has not been diagnosed as possibly having the disease at the time of administration, but who would normally be expected to develop the disease or be at increased risk for the disease. The compounds of the invention will slow the development of disease symptoms, delay the onset of the disease, or prevent the individual from developing the disease at all. Preventing also includes administration of the compounds of the invention to those individuals thought to be predisposed to the disease due to age, familial history, genetic or chromosomal abnormalities, and/or due to the presence of one or more biological markers for the disease, such as a known genetic mutation of APP or APP cleavage products in brain tissues or fluids.

In treating or preventing the above diseases, the compounds of the invention are administered in a therapeutically effective amount. The therapeutically effective

amount will vary depending on the particular compound used and the route of administration, as is known to those skilled in the art.

In treating a patient displaying any of the diagnosed above conditions a physician may administer a compound of the invention immediately and continue
5 administration indefinitely, as needed. In treating patients who are not diagnosed as having Alzheimer's disease, but who are believed to be at substantial risk for Alzheimer's disease, the physician should preferably start treatment when the patient first experiences early pre-Alzheimer's symptoms such as, memory or cognitive problems associated with aging. In addition, there are some patients who may be
10 determined to be at risk for developing Alzheimer's through the detection of a genetic marker such as APOE4 or other biological indicators that are predictive for Alzheimer's disease. In these situations, even though the patient does not have symptoms of the disease, administration of the compounds of the invention may be started before symptoms appear, and treatment may be continued indefinitely to
15 prevent or delay the onset of the disease.

Dosage forms and amounts

The compounds of the invention can be administered orally, parenterally, (IV, IM, depo-IM, SQ, and depo SQ), sublingually, intranasally (inhalation),
20 intrathecally, topically, or rectally. Dosage forms known to those of skill in the art are suitable for delivery of the compounds of the invention.

Compositions are provided that contain therapeutically effective amounts of the compounds of the invention. The compounds are preferably formulated into suitable pharmaceutical preparations such as tablets, capsules, or elixirs for oral
25 administration or in sterile solutions or suspensions for parenteral administration. Typically the compounds described above are formulated into pharmaceutical compositions using techniques and procedures well known in the art.

About 1 to 500 mg of a compound or mixture of compounds of the invention
30 or a physiologically acceptable salt or ester is compounded with a physiologically acceptable vehicle, carrier, excipient, binder, preservative, stabilizer, flavor, etc., in a unit dosage form as called for by accepted pharmaceutical practice. The amount of active substance in those compositions or preparations is such that a suitable dosage in the range indicated is obtained. The compositions are preferably formulated in a

unit dosage form, each dosage containing from about 2 to about 100 mg, more preferably about 10 to about 30 mg of the active ingredient. The term "unit dosage form" refers to physically discrete units suitable as unitary dosages for human subjects and other mammals, each unit containing a predetermined quantity of active material calculated to produce the desired therapeutic effect, in association with a suitable pharmaceutical excipient.

To prepare compositions, one or more compounds of the invention are mixed with a suitable pharmaceutically acceptable carrier. Upon mixing or addition of the compound(s), the resulting mixture may be a solution, suspension, emulsion, or the like. Liposomal suspensions may also be suitable as pharmaceutically acceptable carriers. These may be prepared according to methods known to those skilled in the art. The form of the resulting mixture depends upon a number of factors, including the intended mode of administration and the solubility of the compound in the selected carrier or vehicle. The effective concentration is sufficient for lessening or ameliorating at least one symptom of the disease, disorder, or condition treated and may be empirically determined.

Pharmaceutical carriers or vehicles suitable for administration of the compounds provided herein include any such carriers known to those skilled in the art to be suitable for the particular mode of administration. In addition, the active materials can also be mixed with other active materials that do not impair the desired action, or with materials that supplement the desired action, or have another action. The compounds may be formulated as the sole pharmaceutically active ingredient in the composition or may be combined with other active ingredients.

Where the compounds exhibit insufficient solubility, methods for solubilizing may be used. Such methods are known and include, but are not limited to, using cosolvents such as dimethylsulfoxide (DMSO), using surfactants such as Tween®, and dissolution in aqueous sodium bicarbonate. Derivatives of the compounds, such as salts or prodrugs may also be used in formulating effective pharmaceutical compositions.

The concentration of the compound is effective for delivery of an amount upon administration that lessens or ameliorates at least one symptom of the disorder for which the compound is administered. Typically, the compositions are formulated for single dosage administration.

The compounds of the invention may be prepared with carriers that protect them against rapid elimination from the body, such as time-release formulations or coatings. Such carriers include controlled release formulations, such as, but not limited to, microencapsulated delivery systems. The active compound is included in the pharmaceutically acceptable carrier in an amount sufficient to exert a therapeutically useful effect in the absence of undesirable side effects on the patient treated. The therapeutically effective concentration may be determined empirically by testing the compounds in known *in vitro* and *in vivo* model systems for the treated disorder.

The compounds and compositions of the invention can be enclosed in multiple or single dose containers. The enclosed compounds and compositions can be provided in kits, for example, including component parts that can be assembled for use. For example, a compound inhibitor in lyophilized form and a suitable diluent may be provided as separated components for combination prior to use. A kit may include a compound inhibitor and a second therapeutic agent for co-administration. The inhibitor and second therapeutic agent may be provided as separate component parts. A kit may include a plurality of containers, each container holding one or more unit dose of the compound of the invention. The containers are preferably adapted for the desired mode of administration, including, but not limited to tablets, gel capsules, sustained-release capsules, and the like for oral administration; depot products, pre-filled syringes, ampules, vials, and the like for parenteral administration; and patches, medipads, creams, and the like for topical administration.

The concentration of active compound in the drug composition will depend on absorption, inactivation, and excretion rates of the active compound, the dosage schedule, and amount administered as well as other factors known to those of skill in the art.

The active ingredient may be administered at once, or may be divided into a number of smaller doses to be administered at intervals of time. It is understood that the precise dosage and duration of treatment is a function of the disease being treated and may be determined empirically using known testing protocols or by extrapolation from *in vivo* or *in vitro* test data. It is to be noted that concentrations and dosage values may also vary with the severity of the condition to be alleviated. It is to be further understood that for any particular subject, specific dosage regimens

should be adjusted over time according to the individual need and the professional judgment of the person administering or supervising the administration of the compositions, and that the concentration ranges set forth herein are exemplary only and are not intended to limit the scope or practice of the claimed compositions.

5 If oral administration is desired, the compound should be provided in a composition that protects it from the acidic environment of the stomach. For example, the composition can be formulated in an enteric coating that maintains its integrity in the stomach and releases the active compound in the intestine. The composition may also be formulated in combination with an antacid or other such
10 ingredient.

 Oral compositions will generally include an inert diluent or an edible carrier and may be compressed into tablets or enclosed in gelatin capsules. For the purpose of oral therapeutic administration, the active compound or compounds can be incorporated with excipients and used in the form of tablets, capsules, or troches.
15 Pharmaceutically compatible binding agents and adjuvant materials can be included as part of the composition.

 The tablets, pills, capsules, troches, and the like can contain any of the following ingredients or compounds of a similar nature: a binder such as, but not limited to, gum tragacanth, acacia, corn starch, or gelatin; an excipient such as
20 microcrystalline cellulose, starch, or lactose; a disintegrating agent such as, but not limited to, alginic acid and corn starch; a lubricant such as, but not limited to, magnesium stearate; a gildant, such as, but not limited to, colloidal silicon dioxide; a sweetening agent such as sucrose or saccharin; and a flavoring agent such as
peppermint, methyl salicylate, or fruit flavoring.

25 When the dosage unit form is a capsule, it can contain, in addition to material of the above type, a liquid carrier such as a fatty oil. In addition, dosage unit forms can contain various other materials, which modify the physical form of the dosage unit, for example, coatings of sugar and other enteric agents. The compounds can also be administered as a component of an elixir, suspension, syrup, wafer, chewing
30 gum or the like. A syrup may contain, in addition to the active compounds, sucrose as a sweetening agent and certain preservatives, dyes and colorings, and flavors.

 The active materials can also be mixed with other active materials that do not impair the desired action, or with materials that supplement the desired action.

Solutions or suspensions used for parenteral, intradermal, subcutaneous, or topical application can include any of the following components: a sterile diluent such as water for injection, saline solution, fixed oil, a naturally occurring vegetable oil such as sesame oil, coconut oil, peanut oil, cottonseed oil, and the like, or a
5 synthetic fatty vehicle such as ethyl oleate, and the like, polyethylene glycol, glycerine, propylene glycol, or other synthetic solvent; antimicrobial agents such as benzyl alcohol and methyl parabens; antioxidants such as ascorbic acid and sodium bisulfite; chelating agents such as ethylenediaminetetraacetic acid (EDTA); buffers such as acetates, citrates, and phosphates; and agents for the adjustment of tonicity
10 such as sodium chloride and dextrose. Parenteral preparations can be enclosed in ampoules, disposable syringes, or multiple dose vials made of glass, plastic, or other suitable material. Buffers, preservatives, antioxidants, and the like can be incorporated as required.

Where administered intravenously, suitable carriers include physiological
15 saline, phosphate buffered saline (PBS), and solutions containing thickening and solubilizing agents such as glucose, polyethylene glycol, polypropyleneglycol, and mixtures thereof. Liposomal suspensions including tissue-targeted liposomes may also be suitable as pharmaceutically acceptable carriers. These may be prepared according to methods known for example, as described in U.S. Patent No.
20 4,522,811.

The active compounds may be prepared with carriers that protect the compound against rapid elimination from the body, such as time-release formulations or coatings. Such carriers include controlled release formulations, such as, but not limited to, implants and microencapsulated delivery systems, and
25 biodegradable, biocompatible polymers such as collagen, ethylene vinyl acetate, polyanhydrides, polyglycolic acid, polyorthoesters, polylactic acid, and the like. Methods for preparation of such formulations are known to those skilled in the art.

The compounds of the invention can be administered orally, parenterally (IV, IM, depo-IM, SQ, and depo-SQ), sublingually, intranasally (inhalation),
30 intrathecally, topically, or rectally. Dosage forms known to those skilled in the art are suitable for delivery of the compounds of the invention.

Compounds of the invention may be administered enterally or parenterally. When administered orally, compounds of the invention can be administered in usual dosage forms for oral administration as is well known to those skilled in the art.

These dosage forms include the usual solid unit dosage forms of tablets and capsules as well as liquid dosage forms such as solutions, suspensions, and elixirs. When the solid dosage forms are used, it is preferred that they be of the sustained release type so that the compounds of the invention need to be administered only once or twice
5 daily.

The oral dosage forms are administered to the patient 1, 2, 3, or 4 times daily. It is preferred that the compounds of the invention be administered either three or fewer times, more preferably once or twice daily. Hence, it is preferred that the compounds of the invention be administered in oral dosage form. It is preferred
10 that whatever oral dosage form is used, that it be designed so as to protect the compounds of the invention from the acidic environment of the stomach. Enteric coated tablets are well known to those skilled in the art. In addition, capsules filled with small spheres each coated to protect from the acidic stomach, are also well known to those skilled in the art.

When administered orally, an administered amount therapeutically effective
15 to inhibit beta-secretase activity, to inhibit A beta production, to inhibit A beta deposition, or to treat or prevent AD is from about 0.1 mg/day to about 1,000 mg/day. It is preferred that the oral dosage is from about 1 mg/day to about 100 mg/day. It is more preferred that the oral dosage is from about 5 mg/day to about 50
20 mg/day. It is understood that while a patient may be started at one dose, that dose may be varied over time as the patient's condition changes.

Compounds of the invention may also be advantageously delivered in a nano crystal dispersion formulation. Preparation of such formulations is described, for example, in U.S. Patent 5,145,684. Nano crystalline dispersions of HIV protease
25 inhibitors and their method of use are described in US 6,045,829. The nano crystalline formulations typically afford greater bioavailability of drug compounds.

The compounds of the invention can be administered parenterally, for example, by IV, IM, depo-IM, SC, or depo-SC. When administered parenterally, a therapeutically effective amount of about 0.5 to about 100 mg/day, preferably from
30 about 5 to about 50 mg daily should be delivered. When a depot formulation is used for injection once a month or once every two weeks, the dose should be about 0.5 mg/day to about 50 mg/day, or a monthly dose of from about 15 mg to about 1,500 mg. In part because of the forgetfulness of the patients with Alzheimer's disease, it is preferred that the parenteral dosage form be a depo formulation.

The compounds of the invention can be administered sublingually. When given sublingually, the compounds of the invention should be given one to four times daily in the amounts described above for IM administration.

5 The compounds of the invention can be administered intranasally. When given by this route, the appropriate dosage forms are a nasal spray or dry powder, as is known to those skilled in the art. The dosage of the compounds of the invention for intranasal administration is the amount described above for IM administration.

10 The compounds of the invention can be administered intrathecally. When given by this route the appropriate dosage form can be a parenteral dosage form as is known to those skilled in the art. The dosage of the compounds of the invention for intrathecal administration is the amount described above for IM administration.

The compounds of the invention can be administered topically. When given by this route, the appropriate dosage form is a cream, ointment, or patch. Because of the amount of the compounds of the invention to be administered, the patch is preferred. When administered topically, the dosage is from about 0.5 mg/day to about 200 mg/day. Because the amount that can be delivered by a patch is limited, two or more patches may be used. The number and size of the patch is not important, what is important is that a therapeutically effective amount of the compounds of the invention be delivered as is known to those skilled in the art. The
15
20 The compounds of the invention can be administered rectally by suppository as is known to those skilled in the art. When administered by suppository, the therapeutically effective amount is from about 0.5 mg to about 500 mg.

25 The compounds of the invention can be administered by implants as is known to those skilled in the art. When administering a compound of the invention by implant, the therapeutically effective amount is the amount described above for depot administration.

30 The invention here is the new compounds of the invention and new methods of using the compounds of the invention. Given a particular compound of the invention and a desired dosage form, one skilled in the art would know how to prepare and administer the appropriate dosage form.

The compounds of the invention are used in the same manner, by the same routes of administration, using the same pharmaceutical dosage forms, and at the same dosing schedule as described above, for preventing disease or treating patients with MCI (mild cognitive impairment) and preventing or delaying the onset of

Alzheimer's disease in those who would progress from MCI to AD, for treating or preventing Down's syndrome, for treating humans who have Hereditary Cerebral Hemorrhage with Amyloidosis of the Dutch-Type, for treating cerebral amyloid angiopathy and preventing its potential consequences, i.e. single and recurrent lobar
5 hemorrhages, for treating other degenerative dementias, including dementias of mixed vascular and degenerative origin, dementia associated with Parkinson's disease, dementia associated with progressive supranuclear palsy, dementia associated with cortical basal degeneration, and diffuse Lewy body type of Alzheimer's disease.

10 The compounds of the invention can be used in combination, with each other or with other therapeutic agents or approaches used to treat or prevent the conditions listed above. Such agents or approaches include: acetylcholine esterase inhibitors such as tacrine (tetrahydroaminoacridine, marketed as COGNEX®), donepezil hydrochloride, (marketed as Aricept® and rivastigmine (marketed as Exelon®);
15 gamma-secretase inhibitors; anti-inflammatory agents such as cyclooxygenase II inhibitors; anti-oxidants such as Vitamin E and ginkgolides; immunological approaches, such as, for example, immunization with A beta peptide or administration of anti-A beta peptide antibodies; statins; and direct or indirect neurotropic agents such as Cerebrolysin®, AIT-082 (Emilieu, 2000, *Arch. Neurol.*
20 57:454), and other neurotropic agents of the future.

It should be apparent to one skilled in the art that the exact dosage and frequency of administration will depend on the particular compounds of the invention administered, the particular condition being treated, the severity of the condition being treated, the age, weight, general physical condition of the particular
25 patient, and other medication the individual may be taking as is well known to administering physicians who are skilled in this art.

Inhibition of APP Cleavage

The compounds of the invention inhibit cleavage of APP between Met595
30 and Asp596 numbered for the APP695 isoform, or a mutant thereof, or at a corresponding site of a different isoform, such as APP751 or APP770, or a mutant thereof (sometimes referred to as the "beta secretase site"). While not wishing to be bound by a particular theory, inhibition of beta-secretase activity is thought to inhibit production of beta amyloid peptide (A beta). Inhibitory activity is demonstrated in

one of a variety of inhibition assays, whereby cleavage of an APP substrate in the presence of a beta-secretase enzyme is analyzed in the presence of the inhibitory compound, under conditions normally sufficient to result in cleavage at the beta-secretase cleavage site. Reduction of APP cleavage at the beta-secretase cleavage site compared with an untreated or inactive control is correlated with inhibitory activity. Assay systems that can be used to demonstrate efficacy of the compound inhibitors of the invention are known. Representative assay systems are described, for example, in U.S. Patents No. 5,942,400, 5,744,346, as well as in the Examples below.

10 The enzymatic activity of beta-secretase and the production of A beta can be analyzed *in vitro* or *in vivo*, using natural, mutated, and/or synthetic APP substrates, natural, mutated, and/or synthetic enzyme, and the test compound. The analysis may involve primary or secondary cells expressing native, mutant, and/or synthetic APP and enzyme, animal models expressing native APP and enzyme, or may utilize
15 transgenic animal models expressing the substrate and enzyme. Detection of enzymatic activity can be by analysis of one or more of the cleavage products, for example, by immunoassay, flurometric or chromogenic assay, HPLC, or other means of detection. Inhibitory compounds are determined as those having the ability to decrease the amount of beta-secretase cleavage product produced in
20 comparison to a control, where beta-secretase mediated cleavage in the reaction system is observed and measured in the absence of inhibitory compounds.

Beta-secretase

25 Various forms of beta-secretase enzyme are known, and are available and useful for assay of enzyme activity and inhibition of enzyme activity. These include native, recombinant, and synthetic forms of the enzyme. Human beta-secretase is known as Beta Site APP Cleaving Enzyme (BACE), Asp2, and memapsin 2, and has been characterized, for example, in U.S. Patent No. 5,744,346 and published PCT patent applications WO98/22597, WO00/03819, WO01/23533, and WO00/17369,
30 as well as in literature publications (Hussain et.al., 1999, *Mol.Cell.Neurosci.* 14:419-427; Vassar et.al., 1999, *Science* 286:735-741; Yan et.al., 1999, *Nature* 402:533-537; Sinha et.al., 1999, *Nature* 40:537-540; and Lin et.al., 2000, *PNAS USA* 97:1456-1460). Synthetic forms of the enzyme have also been described (WO98/22597 and WO00/17369). Beta-secretase can be extracted and purified

from human brain tissue and can be produced in cells, for example mammalian cells expressing recombinant enzyme.

Useful inhibitory compounds are effective to inhibit 50% of beta-secretase enzymatic activity at a concentration of less than 50 micromolar, preferably at a
5 concentration of 10 micromolar or less, more preferably 1 micromolar or less, and most preferably 10 nanomolar or less.

APP substrate

Assays that demonstrate inhibition of beta-secretase-mediated cleavage of
10 APP can utilize any of the known forms of APP, including the 695 amino acid "normal" isotype described by Kang et.al., 1987, *Nature* 325:733-6, the 770 amino acid isotype described by Kitaguchi et. al., 1981, *Nature* 331:530-532, and variants such as the Swedish Mutation (KM670-1NL) (APP-SW), the London Mutation (V7176F), and others. See, for example, U.S. Patent No. 5,766,846 and also Hardy,
15 1992, *Nature Genet.* 1:233-234, for a review of known variant mutations.

Additional useful substrates include the dibasic amino acid modification, APP-KK disclosed, for example, in WO 00/17369, fragments of APP, and synthetic peptides containing the beta-secretase cleavage site, wild type (WT) or mutated form, e.g., SW, as described, for example, in U.S. Patent No 5,942,400 and WO00/03819.

20 The APP substrate contains the beta-secretase cleavage site of APP (KM-DA or NL-DA) for example, a complete APP peptide or variant, an APP fragment, a recombinant or synthetic APP, or a fusion peptide. Preferably, the fusion peptide includes the beta-secretase cleavage site fused to a peptide having a moiety useful for enzymatic assay, for example, having isolation and/or detection properties. A
25 useful moiety may be an antigenic epitope for antibody binding, a label or other detection moiety, a binding substrate, and the like.

Antibodies

Products characteristic of APP cleavage can be measured by immunoassay
30 using various antibodies, as described, for example, in Pirttila et.al., 1999, *Neuro.Lett.* 249:21-4, and in U.S. Patent No. 5,612,486. Useful antibodies to detect A beta include, for example, the monoclonal antibody 6E10 (Senetek, St. Louis, MO) that specifically recognizes an epitope on amino acids 1-16 of the A beta peptide; antibodies 162 and 164 (New York State Institute for Basic Research,

Staten Island, NY) that are specific for human A beta 1-40 and 1-42, respectively; and antibodies that recognize the junction region of beta-amyloid peptide, the site between residues 16 and 17, as described in U.S. Patent No. 5,593,846. Antibodies raised against a synthetic peptide of residues 591 to 596 of APP and SW192
5 antibody raised against 590-596 of the Swedish mutation are also useful in immunoassay of APP and its cleavage products, as described in U.S. Patent Nos. 5,604,102 and 5,721,130.

Assay Systems

10 Assays for determining APP cleavage at the beta-secretase cleavage site are well known in the art. Exemplary assays, are described, for example, in U.S. Patent Nos. 5,744,346 and 5,942,400, and described in the Examples below.

Cell free assays

15 Exemplary assays that can be used to demonstrate the inhibitory activity of the compounds of the invention are described, for example, in WO00/17369, WO 00/03819, and U.S. Patents No. 5,942,400 and 5,744,346. Such assays can be performed in cell-free incubations or in cellular incubations using cells expressing a beta-secretase and an APP substrate having a beta-secretase cleavage site.

20 An APP substrate containing the beta-secretase cleavage site of APP, for example, a complete APP or variant, an APP fragment, or a recombinant or synthetic APP substrate containing the amino acid sequence: KM-DA or NL-DA, is incubated in the presence of beta-secretase enzyme, a fragment thereof, or a synthetic or recombinant polypeptide variant having beta-secretase activity and
25 effective to cleave the beta-secretase cleavage site of APP, under incubation conditions suitable for the cleavage activity of the enzyme. Suitable substrates optionally include derivatives that may be fusion proteins or peptides that contain the substrate peptide and a modification useful to facilitate the purification or detection of the peptide or its beta-secretase cleavage products. Useful
30 modifications include the insertion of a known antigenic epitope for antibody binding; the linking of a label or detectable moiety, the linking of a binding substrate, and the like.

Suitable incubation conditions for a cell-free *in vitro* assay include, for example: approximately 200 nanomolar to 10 micromolar substrate, approximately

10 to 200 picomolar enzyme, and approximately 0.1 nanomolar to 10 micromolar inhibitor compound, in aqueous solution, at an approximate pH of 4 -7, at approximately 37 degrees C, for a time period of approximately 10 minutes to 3 hours. These incubation conditions are exemplary only, and can be varied as
5 required for the particular assay components and/or desired measurement system. Optimization of the incubation conditions for the particular assay components should account for the specific beta-secretase enzyme used and its pH optimum, any additional enzymes and/or markers that might be used in the assay, and the like. Such optimization is routine and will not require undue experimentation.

10 One useful assay utilizes a fusion peptide having maltose binding protein (MBP) fused to the C-terminal 125 amino acids of APP-SW. The MBP portion is captured on an assay substrate by anti-MBP capture antibody. Incubation of the captured fusion protein in the presence of beta-secretase results in cleavage of the substrate at the beta-secretase cleavage site. Analysis of the cleavage activity can
15 be, for example, by immunoassay of cleavage products. One such immunoassay detects a unique epitope exposed at the carboxy terminus of the cleaved fusion protein, for example, using the antibody SW192. This assay is described, for example, in U.S. Patent No 5,942,400.

20 **Cellular assay**

Numerous cell-based assays can be used to analyze beta-secretase activity and/or processing of APP to release A beta. Contact of an APP substrate with a beta-secretase enzyme within the cell and in the presence or absence of a compound inhibitor of the invention can be used to demonstrate beta-secretase inhibitory
25 activity of the compound. Preferably, assay in the presence of a useful inhibitory compound provides at least about 30%, most preferably at least about 50% inhibition of the enzymatic activity, as compared with a non-inhibited control.

In one embodiment, cells that naturally express beta-secretase are used. Alternatively, cells are modified to express a recombinant beta-secretase or synthetic
30 variant enzyme as discussed above. The APP substrate may be added to the culture medium and is preferably expressed in the cells. Cells that naturally express APP, variant or mutant forms of APP, or cells transformed to express an isoform of APP, mutant or variant APP, recombinant or synthetic APP, APP fragment, or synthetic APP peptide or fusion protein containing the beta-secretase APP cleavage site can

be used, provided that the expressed APP is permitted to contact the enzyme and enzymatic cleavage activity can be analyzed.

Human cell lines that normally process A beta from APP provide a useful means to assay inhibitory activities of the compounds of the invention. Production and release of A beta and/or other cleavage products into the culture medium can be measured, for example by immunoassay, such as Western blot or enzyme-linked immunoassay (EIA) such as by ELISA.

Cells expressing an APP substrate and an active beta-secretase can be incubated in the presence of a compound inhibitor to demonstrate inhibition of enzymatic activity as compared with a control. Activity of beta-secretase can be measured by analysis of one or more cleavage products of the APP substrate. For example, inhibition of beta-secretase activity against the substrate APP would be expected to decrease release of specific beta-secretase induced APP cleavage products such as A beta.

Although both neural and non-neural cells process and release A beta, levels of endogenous beta-secretase activity are low and often difficult to detect by EIA. The use of cell types known to have enhanced beta-secretase activity, enhanced processing of APP to A beta, and/or enhanced production of A beta are therefore preferred. For example, transfection of cells with the Swedish Mutant form of APP (APP-SW); with APP-KK; or with APP-SW-KK provides cells having enhanced beta-secretase activity and producing amounts of A beta that can be readily measured.

In such assays, for example, the cells expressing APP and beta-secretase are incubated in a culture medium under conditions suitable for beta-secretase enzymatic activity at its cleavage site on the APP substrate. On exposure of the cells to the compound inhibitor, the amount of A beta released into the medium and/or the amount of CTF99 fragments of APP in the cell lysates is reduced as compared with the control. The cleavage products of APP can be analyzed, for example, by immune reactions with specific antibodies, as discussed above.

Preferred cells for analysis of beta-secretase activity include primary human neuronal cells, primary transgenic animal neuronal cells where the transgene is APP, and other cells such as those of a stable 293 cell line expressing APP, for example, APP-SW.

In vivo assays: animal models

Various animal models can be used to analyze beta-secretase activity and /or processing of APP to release A beta, as described above. For example, transgenic animals expressing APP substrate and beta-secretase enzyme can be used to demonstrate inhibitory activity of the compounds of the invention. Certain transgenic animal models have been described, for example, in U.S. Patent Nos: 5,877,399; 5,612,486; 5,387,742; 5,720,936; 5,850,003; 5,877,015,, and 5,811,633, and in Ganes et.al., 1995, *Nature* 373:523. Preferred are animals that exhibit characteristics associated with the pathophysiology of AD. Administration of the compound inhibitors of the invention to the transgenic mice described herein provides an alternative method for demonstrating the inhibitory activity of the compounds. Administration of the compounds in a pharmaceutically effective carrier and via an administrative route that reaches the target tissue in an appropriate therapeutic amount is also preferred.

Inhibition of beta-secretase mediated cleavage of APP at the beta-secretase cleavage site and of A beta release can be analyzed in these animals by measure of cleavage fragments in the animal's body fluids such as cerebral fluid or tissues. Analysis of brain tissues for A beta deposits or plaques is preferred.

On contacting an APP substrate with a beta-secretase enzyme in the presence of an inhibitory compound of the invention and under conditions sufficient to permit enzymatic mediated cleavage of APP and/or release of A beta from the substrate, the compounds of the invention are effective to reduce beta-secretase-mediated cleavage of APP at the beta-secretase cleavage site and/or effective to reduce released amounts of A beta. Where such contacting is the administration of the inhibitory compounds of the invention to an animal model, for example, as described above, the compounds are effective to reduce A beta deposition in brain tissues of the animal, and to reduce the number and/or size of beta amyloid plaques. Where such administration is to a human subject, the compounds are effective to inhibit or slow the progression of disease characterized by enhanced amounts of A beta, to slow the progression of AD in the, and/or to prevent onset or development of AD in a patient at risk for the disease.

Unless defined otherwise, all scientific and technical terms used herein have the same meaning as commonly understood by one of skill in the art to which this

invention belongs. All patents and publications referred to herein are hereby incorporated by reference for all purposes.

DEFINITIONS AND CONVENTIONS

5

The definitions and explanations below are for the terms as used throughout this entire document including both the specification and the claims.

I. CONVENTIONS FOR FORMULAS AND DEFINITIONS OF VARIABLES

10

The chemical formulas representing various compounds or molecular fragments in the specification and claims may contain variable substituents in addition to expressly defined structural features. These variable substituents are identified by a letter or a letter followed by a numerical subscript, for example, "Z₁" or "R_i" where "i" is an integer. These variable substituents are either monovalent or bivalent, that is, they represent a group attached to the formula by one or two chemical bonds. For example, a group Z₁ would represent a bivalent variable if attached to the formula CH₃-C(=Z₁)H. Groups R_i and R_j would represent monovalent variable substituents if attached to the formula CH₃-CH₂-C(R_i)(R_j)H₂. When chemical formulas are drawn in a linear fashion, such as those above, variable substituents contained in parentheses are bonded to the atom immediately to the left of the variable substituent enclosed in parenthesis. When two or more consecutive variable substituents are enclosed in parentheses, each of the consecutive variable substituents is bonded to the immediately preceding atom to the left which is not enclosed in parentheses. Thus, in the formula above, both R_i and R_j are bonded to the preceding carbon atom. Also, for any molecule with an established system of carbon atom numbering, such as steroids, these carbon atoms are designated as C_i, where "i" is the integer corresponding to the carbon atom number. For example, C₆ represents the 6 position or carbon atom number in the steroid nucleus as traditionally designated by those skilled in the art of steroid chemistry. Likewise the term "R₆" represents a variable substituent (either monovalent or bivalent) at the C₆ position.

25

30

Chemical formulas or portions thereof drawn in a linear fashion represent atoms in a linear chain. The symbol "-" in general represents a bond between two

atoms in the chain. Thus $\text{CH}_3\text{-O-CH}_2\text{-CH(R}_i\text{)-CH}_3$ represents a 2-substituted-1-methoxypropane compound. In a similar fashion, the symbol "=" represents a double bond, e.g., $\text{CH}_2=\text{C(R}_i\text{)-O-CH}_3$, and the symbol "≡" represents a triple bond, e.g., $\text{HC}\equiv\text{C-CH(R}_i\text{)-CH}_2\text{-CH}_3$. Carbonyl groups are represented in either one of two ways: -CO- or -C(=O)-, with the former being preferred for simplicity.

Chemical formulas of cyclic (ring) compounds or molecular fragments can be represented in a linear fashion. Thus, the compound 4-chloro-2-methylpyridine can be represented in linear fashion by $\text{N}^*=\text{C(CH}_3\text{)-CH=CCl-CH=C}^*\text{H}$ with the convention that the atoms marked with an asterisk (*) are bonded to each other resulting in the formation of a ring. Likewise, the cyclic molecular fragment, 4-(ethyl)-1-piperazinyl can be represented by $\text{-N}^*\text{-(CH}_2\text{)}_2\text{-N(C}_2\text{H}_5\text{)-CH}_2\text{-C}^*\text{H}_2$.

A rigid cyclic (ring) structure for any compounds herein defines an orientation with respect to the plane of the ring for substituents attached to each carbon atom of the rigid cyclic compound. For saturated compounds which have two substituents attached to a carbon atom which is part of a cyclic system, -C(X₁)(X₂)- the two substituents may be in either an axial or equatorial position relative to the ring and may change between axial/equatorial. However, the position of the two substituents relative to the ring and each other remains fixed. While either substituent at times may lie in the plane of the ring (equatorial) rather than above or below the plane (axial), one substituent is always above the other. In chemical structural formulas depicting such compounds, a substituent (X₁) which is "below" another substituent (X₂) will be identified as being in the alpha configuration and is identified by a broken, dashed or dotted line attachment to the carbon atom, i.e., by the symbol "- - -" or "...". The corresponding substituent attached "above" (X₂) the other (X₁) is identified as being in the beta configuration and is indicated by an unbroken line attachment to the carbon atom.

When a variable substituent is bivalent, the valences may be taken together or separately or both in the definition of the variable. For example, a variable R_i attached to a carbon atom as -C(=R_i)- might be bivalent and be defined as oxo or keto (thus forming a carbonyl group (-CO-)) or as two separately attached monovalent variable substituents alpha-R_{i-j} and beta-R_{i-k}. When a bivalent variable, R_i, is defined to consist of two monovalent variable substituents, the convention used to define the bivalent variable is of the form "alpha-R_{i-j};beta-R_{i-k}" or some

variant thereof. In such a case both $\alpha\text{-R}_{i-j}$ and $\beta\text{-R}_{i-k}$ are attached to the carbon atom to give $\text{-C}(\alpha\text{-R}_{i-j})(\beta\text{-R}_{i-k})\text{-}$. For example, when the bivalent variable R_6 , $\text{-C}(=\text{R}_6)\text{-}$ is defined to consist of two monovalent variable substituents, the two monovalent variable substituents are $\alpha\text{-R}_{6-1}:\beta\text{-R}_{6-2}$, $\alpha\text{-R}_{6-9}:\beta\text{-R}_{6-10}$, etc, giving $\text{-C}(\alpha\text{-R}_{6-1})(\beta\text{-R}_{6-2})\text{-}$, $\text{-C}(\alpha\text{-R}_{6-9})(\beta\text{-R}_{6-10})\text{-}$, etc. Likewise, for the bivalent variable R_{11} , $\text{-C}(=\text{R}_{11})\text{-}$, two monovalent variable substituents are $\alpha\text{-R}_{11-1}:\beta\text{-R}_{11-2}$. For a ring substituent for which separate alpha and beta orientations do not exist (e.g. due to the presence of a carbon carbon double bond in the ring), and for a substituent bonded to a carbon atom which is not part of a ring the above convention is still used, but the alpha and beta designations are omitted.

Just as a bivalent variable may be defined as two separate monovalent variable substituents, two separate monovalent variable substituents may be defined to be taken together to form a bivalent variable. For example, in the formula $\text{-C}_1(\text{R}_i)\text{H-C}_2(\text{R}_j)\text{H-}$ (C_1 and C_2 define arbitrarily a first and second carbon atom, respectively) R_i and R_j may be defined to be taken together to form (1) a second bond between C_1 and C_2 or (2) a bivalent group such as oxa (-O-) and the formula thereby describes an epoxide. When R_i and R_j are taken together to form a more complex entity, such as the group -X-Y- , then the orientation of the entity is such that C_1 in the above formula is bonded to X and C_2 is bonded to Y . Thus, by convention the designation "... R_i and R_j are taken together to form $\text{-CH}_2\text{-CH}_2\text{-O-CO-}$..." means a lactone in which the carbonyl is bonded to C_2 . However, when designated "... R_j and R_i are taken together to form $\text{-CO-O-CH}_2\text{-CH}_2\text{-}$ the convention means a lactone in which the carbonyl is bonded to C_1 .

The carbon atom content of variable substituents is indicated in one of two ways. The first method uses a prefix to the entire name of the variable such as " $\text{C}_1\text{-C}_4$ ", where both "1" and "4" are integers representing the minimum and maximum number of carbon atoms in the variable. The prefix is separated from the variable by a space. For example, " $\text{C}_1\text{-C}_4$ alkyl" represents alkyl of 1 through 4 carbon atoms, (including isomeric forms thereof unless an express indication to the contrary is given). Whenever this single prefix is given, the prefix indicates the entire carbon atom content of the variable being defined. Thus $\text{C}_2\text{-C}_4$ alkoxy carbonyl describes a group $\text{CH}_3\text{-(CH}_2)_n\text{-O-CO-}$ where n is zero, one or two. By the second method the carbon atom content of only each portion of the definition is indicated separately by

enclosing the "C₁-C_j" designation in parentheses and placing it immediately (no intervening space) before the portion of the definition being defined. By this optional convention (C₁-C₃)alkoxycarbonyl has the same meaning as C₂-C₄ alkoxy-carbonyl because the "C₁-C₃" refers only to the carbon atom content of the alkoxy group. Similarly while both C₂-C₆ alkoxyalkyl and (C₁-C₃)alkoxy(C₁-C₃)alkyl define alkoxyalkyl groups containing from 2 to 6 carbon atoms, the two definitions differ since the former definition allows either the alkoxy or alkyl portion alone to contain 4 or 5 carbon atoms while the latter definition limits either of these groups to 3 carbon atoms.

When the claims contain a fairly complex (cyclic) substituent, at the end of the phrase naming/designating that particular substituent will be a notation in (parentheses) which will correspond to the same name/designation in one of the CHARTS which will also set forth the chemical structural formula of that particular substituent.

15

II. DEFINITIONS

All temperatures are in degrees Celsius.

TLC refers to thin-layer chromatography.

psi refers to pounds/in².

20

HPLC refers to high pressure liquid chromatography.

THF refers to tetrahydrofuran.

DMF refers to dimethylformamide.

EDC refers to ethyl-1-(3-dimethylaminopropyl)carbodiimide or 1-(3-dimethylaminopropyl)-3-ethylcarbodiimide hydrochloride.

25

HOBt refers to 1-hydroxy benzotriazole hydrate.

NMM refers to N-methylmorpholine.

NBS refers to N-bromosuccinimide.

TEA refers to triethylamine.

BOC refers to 1,1-dimethylethoxy carbonyl or *t*-butoxycarbonyl, -CO-O-

30

C(CH₃)₃.

CBZ refers to benzyloxycarbonyl, -CO-O-CH₂-φ.

Fmoc refers to 9-fluorenylmethyl carbonate.

TFA refers to trifluoroacetic acid, CF₃-COOH.

CDI refers to 1,1'-carbonyldiimidazole.

Saline refers to an aqueous saturated sodium chloride solution.

Chromatography (column and flash chromatography) refers to purification/separation of compounds expressed as (support, eluent). It is understood that the appropriate fractions are pooled and concentrated to give the
5 desired compound(s).

CMR refers to C-13 magnetic resonance spectroscopy, chemical shifts are reported in ppm (δ) downfield from TMS.

NMR refers to nuclear (proton) magnetic resonance spectroscopy, chemical shifts are reported in ppm (δ) downfield from TMS.

10 IR refers to infrared spectroscopy.

-phenyl refers to phenyl (C_6H_5).

MS refers to mass spectrometry expressed as m/e , m/z or mass/charge unit. MH^+ refers to the positive ion of a parent plus a hydrogen atom. EI refers to electron impact. CI refers to chemical ionization. FAB refers to fast atom
15 bombardment.

HRMS refers to high resolution mass spectrometry.

Ether refers to diethyl ether.

Pharmaceutically acceptable refers to those properties and/or substances which are acceptable to the patient from a pharmacological/toxicological point of
20 view and to the manufacturing pharmaceutical chemist from a physical/chemical point of view regarding composition, formulation, stability, patient acceptance and bioavailability.

When solvent pairs are used, the ratios of solvents used are volume/volume (v/v).

25 When the solubility of a solid in a solvent is used the ratio of the solid to the solvent is weight/volume (wt/v).

BOP refers to benzotriazol-1-yloxy-tris(dimethylamino)phosphonium hexafluorophosphate.

TBDMSCl refers to *t*-butyldimethylsilyl chloride.

30 TBDMSOTf refers to *t*-butyldimethylsilyl trifluosulfonic acid ester.

Trisomy 21 refers to Down's Syndrome.

The following terms are used (in EXAMPLEs 321 and above) for the amide forming agent (IX):

“PHTH” refers to $(\text{CH}_3\text{-CH}_2\text{-CH}_2)_2\text{N-CO-phenyl-CO-OH}$ where the attachment to the - phenyl- ring is 1,3-;

“5-Me-PHTH” refers to $(\text{CH}_3\text{-CH}_2\text{-CH}_2)_2\text{N-CO-(CH}_3\text{-) phenyl -CO-OH}$ where the attachment to the - phenyl - ring is 1,3- for the carbonyl groups and 5- for the methyl group;

“3,5-pyridinyl” refers to $(\text{CH}_3\text{-CH}_2\text{-CH}_2)_2\text{N-CO-(pyridinyl)-CO-OH}$ where the attachment to the -pyridinyl- ring is 3,5- for the carbonyl groups;

“-SO₂-“ refers to $(\text{CH}_3\text{-CH}_2\text{-CH}_2)_2\text{CH-SO}_2\text{- phenyl -CO-OH}$ where the attachment to the - phenyl - ring is 1,3-;

“5-OMe-PHTH” refers to $(\text{CH}_3\text{-CH}_2\text{-CH}_2)_2\text{N-CO-(CH}_3\text{-O-) phenyl -CO-OH}$ where the attachment to the - phenyl - ring is 1,3- for the carbonyl groups and 5- for the methoxy group;

“5-Cl-PHTH” refers to $(\text{CH}_3\text{-CH}_2\text{-CH}_2)_2\text{N-CO-(Cl-)phenyl-CO-OH}$ where the attachment to the -phenyl- ring is 1,3- for the carbonyl groups and 5- for the chlorine atom;

“5-F-PHTH” refers to $(\text{CH}_3\text{-CH}_2\text{-CH}_2)_2\text{N-CO-(F-)phenyl-CO-OH}$ where the attachment to the -phenyl- ring is 1,3- for the carbonyl groups and 5- for the fluorine atom;

“thienyl” refers to $(\text{CH}_3\text{-CH}_2\text{-CH}_2)_2\text{N-CO-thienyl-CO-OH}$ where the attachment to the thiophene ring is -2,5;

“2,4-pyridinyl” refers to $(\text{CH}_3\text{-CH}_2\text{-CH}_2)_2\text{N-CO-(pyridinyl)-CO-OH}$ where the attachment to the -pyridinyl- ring is 2,4- for the carbonyl groups;

“4,6-pyrimidinyl” refers to $(\text{CH}_3\text{-CH}_2\text{-CH}_2)_2\text{N-CO-(pyrimidinyl)-phenyl-CO-OH}$ where the attachment to the -pyrimidinyl- ring is 4,6- for the carbonyl groups;

“morpholinyl” refers to morpholinyl-CO-phenyl-CO-OH where the attachment to the -phenyl- ring is 1,3 for the carbonyl groups.

APP, amyloid precursor protein, is defined as any APP polypeptide, including APP variants, mutations, and isoforms, for example, as disclosed in U.S. Patent No. 5,766,846.

A beta, amyloid beta peptide, is defined as any peptide resulting from beta-secretase mediated cleavage of APP, including peptides of 39, 40, 41, 42, and 43 amino acids, and extending from the beta-secretase cleavage site to amino acids 39, 40, 41, 42, or 43.

Beta-secretase (BACE1, Asp2, Memapsin 2) is an aspartyl protease that mediates cleavage of APP at the amino-terminal edge of A beta. Human beta-secretase is described, for example, in WO00/17369.

5 A therapeutically effective amount is defined as an amount effective to reduce or lessen at least one symptom of the disease being treated or to reduce or delay onset of one or more clinical markers or symptoms of the disease.

The present invention provides compounds, compositions, and methods for inhibiting beta-secretase enzyme activity and A beta peptide production. Inhibition of beta-secretase enzyme activity halts or reduces the production of A beta from
10 APP and reduces or eliminates the formation of beta-amyloid deposits in the brain.

EXAMPLES

Without further elaboration, it is believed that one skilled in the art can,
15 using the preceding description, practice the present invention to its fullest extent. The following detailed examples describe how to prepare the various compounds and/or perform the various processes of the invention and are to be construed as merely illustrative, and not limitations of the preceding disclosure in any way whatsoever. Those skilled in the art will promptly recognize appropriate variations
20 from the procedures both as to reactants and as to reaction conditions and techniques.

EXAMPLE 1 tert-Butyl (1S)-3-bromo-1-(3,5-difluorobenzyl)-2-oxopropylcarbamate (III)

25 N-methyl-morpholine (5.83 mL, 53 mmole, 1.05 eq.) is added to (2S)-2-[(tert-butoxycarbonyl)amino]-3-(3,5-difluorophenyl)propanoic acid (II, 15 g, 50 mmole) in THF (100 mL) and the reaction is cooled to -78 degrees C. Isobutyl chloroformate (6.87 mL, 53 mmole, 1.05 eq.) is added rapidly. The cold bath is then removed and the mixture stirred for 1 hour. The reaction is monitored by TLC to
30 insure completion of the reaction and the mixture is then filtered and washed with dry THF (50 ml) and kept cold in the filtered flask at -20 degrees C.

In an ice-salt bath is placed a 500 ml graduate cylinder containing ether (200 mL) and aqueous potassium hydroxide (40%, 60 ml). 1-Methyl-3-nitro-1-nitrosoguanidine (5.6 g, 106 mmole, 2.1 eq.) is added slowly with stirring and

temperature kept below zero degree. The mixture turned yellow and the bubbling lasted for 10 minutes. The stirring is stopped and without mixing the layers, the top diazomethane ethereal layer is transferred with non-ground tip pipette into the stirred mixed anhydride mixture at -20 degrees C. The reaction is monitored by TLC (ethyl acetate/hexane, 50/50; $R_f = 0.69$). After 1 hour nitrogen is then bubbled into the mixture. The solvent is removed under reduced pressure (with heat) and the mixture is partitioned between ether and water. The phases are separated, the organic phase is washed with bicarbonate, saline, dried over anhydrous sodium sulfate and solvent removed under reduced pressure (with heat). The residue is dissolved in ether (100 mL) and hydrobromic acid (48%, 15 mL, 135 mmole, 2.7 eq.) is added at -20 degrees C, the cold bath is removed and the mixture is stirred for another half hour. The reaction is monitored by TLC (ethyl acetate/hexane, 50/50; $R_f = 0.88$). The mixture is partitioned between ether and water, washed with bicarbonate, saline, dried over anhydrous sodium sulfate and the solvent removed. The residue is recrystallized from ethanol to give the title compound, TLC (ethyl acetate/hexane, 50/50) $R_f = 0.88$; MS (MH^+) = 379.3.

EXAMPLE 2 *tert*-Butyl (1S, 2R)-3-bromo-1-(3,5-difluorobenzyl)-2-hydroxypropylcarbamate (IV)

Sodium borohydride (1.32 g, 34.9 mmole, 1.1 eq.) is added to *tert*-Butyl (1S)-3-bromo-1-(3,5-difluorobenzyl)-2-oxopropylcarbamate (III, EXAMPLE 1, 12 g, 31.75 mmole) dissolved in absolute alcohol (500 mL) at -78 degrees C. The reaction mixture is stirred for 30 minutes and monitored by TLC (ethyl acetate/hexane, 20/80; $R_f = 0.2$). The mixture is quenched with water (10 mL) and the solvent removed under reduced pressure with heat (not exceeding 30 degrees C) to dryness. The solid is partitioned between dichloromethane and water, washed with saline, dried over anhydrous sodium sulfate. The solvent is removed under reduced pressure. Column chromatography on silica gel gives the title compound which is the minor product of the above reaction, TLC (ethyl acetate/hexane, 20/80) $R_f = 0.2$; MS (MH^+) = 381.2.

EXAMPLE 3 *tert*-Butyl (1S)-2-(3,5-difluorophenyl)-1-[(2R)-oxiranyl]ethylcarbamate (V)

tert-Butyl (1S, 2R)-3-bromo-1-(3,5-difluorobenzyl)-2-hydroxypropylcarbamate (IV, EXAMPLE 2) is dissolved in absolute alcohol (150 mL) and ethyl acetate (100 mL) and potassium hydroxide (1.1 eq.) in ethyl alcohol (85%, 5mL) is added at -20 degrees C. The cold bath is then removed and the mixture stirred for 30 minutes. The reaction is monitored by TLC (ethyl acetate/hexane, 20/80). When the reaction is complete, it is diluted with dichloromethane and extracted, washed with water, saline, dried over anhydrous sodium sulfate and the solvent removed under reduced pressure. The crude material is purified by flash chromatography on silica gel to give the title compound, TLC (ethyl acetate/hexane, 20/80) $R_f = 0.3$; MS (MH^+) = 300.4.

EXAMPLE 4 tert-Butyl (1S, 2S)-1-(3,5-difluorobenzyl)-2-hydroxy-3-[(3-methoxybenzyl)amino]propylcarbamate (VII)

tert-Butyl (1S)-2-(3,5-difluorophenyl)-1-[(2R)-oxiranyl]ethylcarbamate (V, EXAMPLE 3, 360 mg, 1.27 mmol) is suspended in isopropyl alcohol (40 mL) and 3-methoxybenzylamine (0.49 ml, 3.81 mmol) is added with stirring at 20-25°. This mixture is heated to gentle reflux (bath temp 85 degrees C) under nitrogen for 2 hour, whereupon the resulting mixture is concentrated under reduced pressure then partitioned between ethyl acetate and water and washed with 0.5N HCl, saturated sodium bicarbonate, and brine. The organic layer is dried over anhydrous sodium sulfate and concentrated under reduced pressure. Purification by flash chromatography on silica gel (20% methanol/methylene chloride + 50% ethyl acetate/hexanes) gives the title compound, R_f 0.46. MS $m/e = 437.2$

EXAMPLE 5 (2S,3S)-3-amino-4-(3,5-difluorophenyl)-1-[(3-methoxybenzyl)amino]-2-butanol trifluoroacetate (VIII)

tert-Butyl (1S, 2S)-1-(3,5-difluorobenzyl)-2-hydroxy-3-[(3-methoxybenzyl)amino]propylcarbamate (VII, EXAMPLE 4, 97 mg, 0.22 mmol) is dissolved in methylene chloride (20 mL) at 20-25 degrees C, and trifluoroacetic acid (10 mL) is added with stirring under nitrogen. The reaction mixture is stirred at 20-25 degrees C for 16 hour, whereupon the reaction mixture is concentrated under reduced pressure to give the title compound. The title compound is used in the next reaction without further purification.

EXAMPLE 6 N^1 -{(1S,2S)-1-(3,5-difluorobenzyl)-2-hydroxy-3-[(3-methoxybenzyl)amino]propyl}-5-methyl- N^3,N^3 -dipropylisophthalamide (X)

(2S,3S)-3-amino-4-(3,5-difluorophenyl)-1-[(3-methoxybenzyl)amino]-2-butanol
5 trifluoroacetate salt (VIII, EXAMPLE 5) is dissolved in anhydrous methylene chloride (20 mL) and triethylamine (0.21 ml, 1.5 mmol), N,N-di-n-propylamido isophthalic acid (130 mg, 0.5 mmol), HOBt (68 mg, 0.5 mmol), and EDC (144 mg, 0.75 mmol) is added at room temperature and stirred for 16 hours. The reaction was partitioned between methylene chloride and water, washed with 0.5N HCl, saturated
10 sodium bicarbonate, and brine. The organic layer was dried over anhydrous sodium sulfate, concentrated under reduced pressure, and purified by column chromatography on silica gel (20% methanol/methylene chloride + 50% ethyl acetate/hexanes) to afford the title compound, MS m/e = 582.

15 EXAMPLE 7 N^1 -[(1S,2S)-1-(3,5-difluorobenzyl)-3-(hexylamino)-2-hydroxypropyl]- N^3,N^3 -dipropylisophthalamide (X)

Following the general procedures of EXAMPLES 1-6 and CHARTS A-D and making non-critical variations, the title compound is obtained, MS m/e = 532.

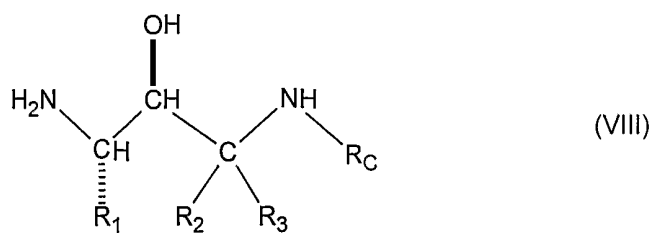
20 EXAMPLE 8 N^1 -[(1S,2S)-3-(benzylamino)-1-(3,5-difluorobenzyl)-2-hydroxypropyl]-5-methyl- N^3,N^3 -dipropylisophthalamide (X)

Following the general procedures of EXAMPLES 1-6 and CHARTS A-D and making non-critical variations, the title compound is obtained, MS m/e = 552.

25 EXAMPLE 9 N^1 -(1S,2S)-1-(3,5-difluorobenzyl)-2-hydroxy-3-[(1S)-2-(isobutylamino)-1-methyl-2-oxoethyl]amino}propyl)- N^3,N^3 -dipropylisophthalamide (X)

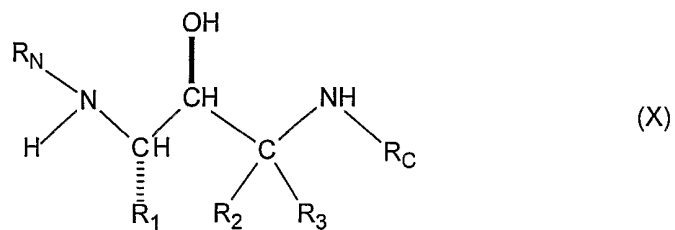
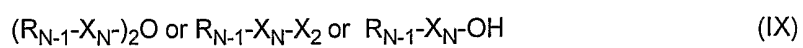
Following the general procedures of EXAMPLES 1-6 and CHARTS A-D and making non-critical variations, the title compound is obtained, MS m/e = 575.

CHART A - Continued



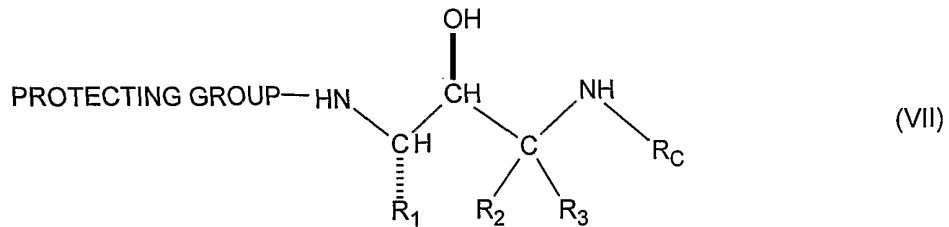
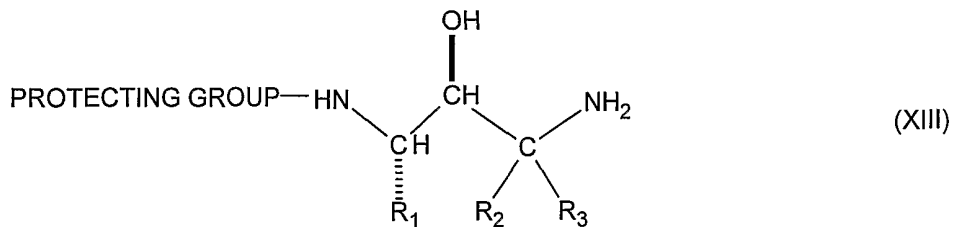
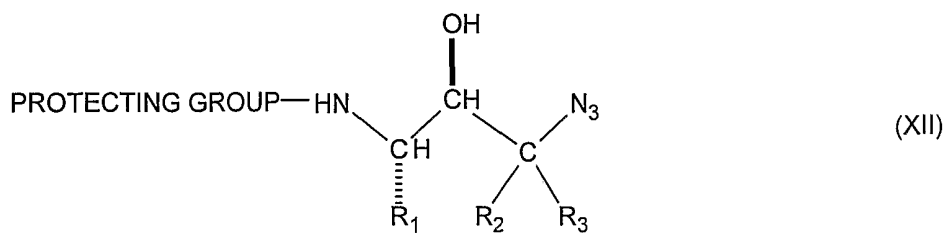
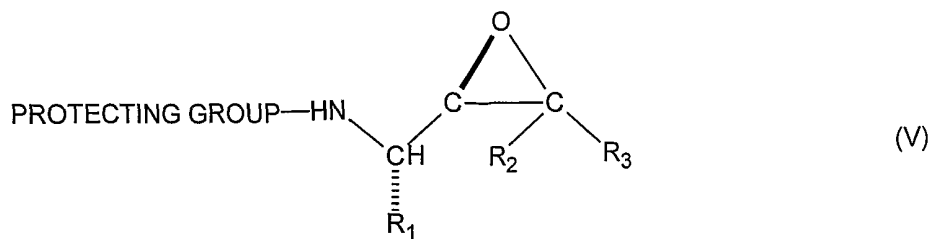
5

+

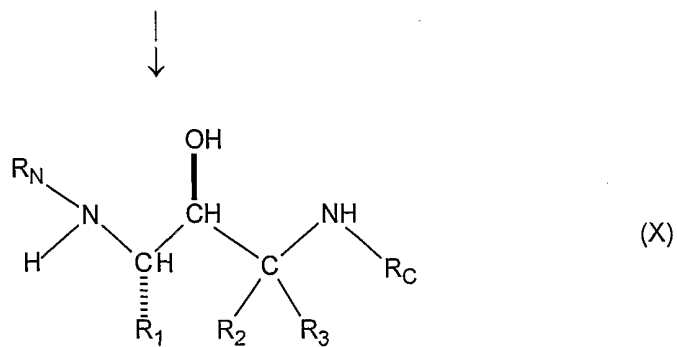
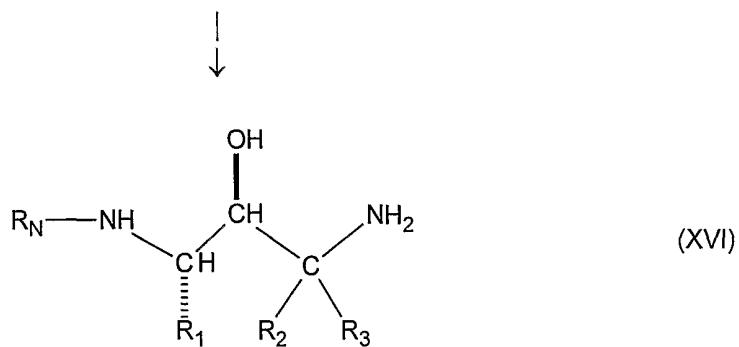
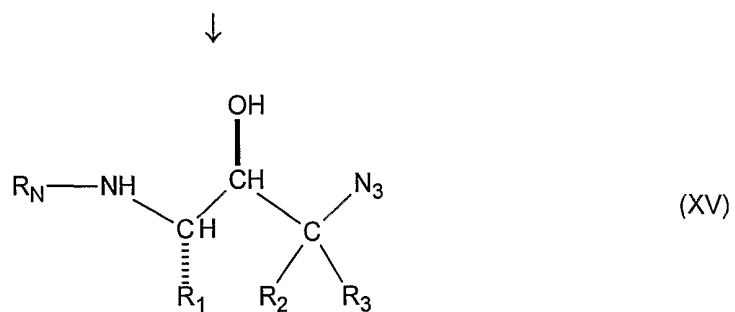
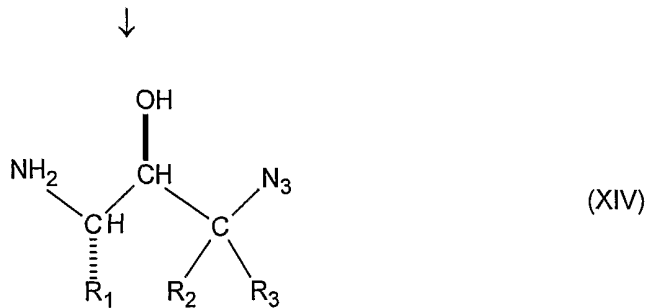
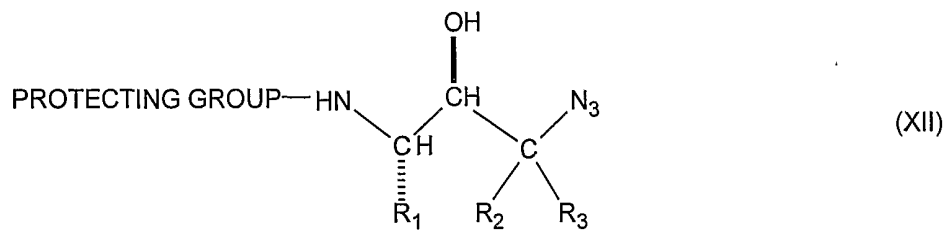


10

91
CHART C



92
CHART D



BIOLOGICAL EXAMPLES

5 Example A

Enzyme Inhibition Assay

The compounds of the invention are analyzed for inhibitory activity by use of the MBP-C125 assay. This assay determines the relative inhibition of beta-secretase cleavage of a model APP substrate, MBP-C125SW, by the compounds
10 assayed as compared with an untreated control. A detailed description of the assay parameters can be found, for example, in U.S. Patent No. 5,942,400. Briefly, the substrate is a fusion peptide formed of maltose binding protein (MBP) and the carboxy terminal 125 amino acids of APP-SW, the Swedish mutation. The beta-secretase enzyme is derived from human brain tissue as described in Sinha et.al,
15 1999, *Nature* 40:537-540) or recombinantly produced as the full-length enzyme (amino acids 1-501), and can be prepared, for example, from 293 cells expressing the recombinant cDNA, as described in WO00/47618.

Inhibition of the enzyme is analyzed, for example, by immunoassay of the enzyme's cleavage products. One exemplary ELISA uses an anti-MBP capture
20 antibody that is deposited on precoated and blocked 96-well high binding plates, followed by incubation with diluted enzyme reaction supernatant, incubation with a specific reporter antibody, for example, biotinylated anti-SW192 reporter antibody, and further incubation with streptavidin/alkaline phosphatase. In the assay, cleavage of the intact MBP-C125SW fusion protein results in the generation of a
25 truncated amino-terminal fragment, exposing a new SW-192 antibody-positive epitope at the carboxy terminus. Detection is effected by a fluorescent substrate signal on cleavage by the phosphatase. ELISA only detects cleavage following Leu 596 at the substrate's APP-SW 751 mutation site.

30 Specific Assay Procedure:

Compounds are diluted in a 1:1 dilution series to a six-point concentration curve (two wells per concentration) in one 96-plate row per compound tested. Each of the test compounds is prepared in DMSO to make up a 10 millimolar stock solution. The stock solution is serially diluted in DMSO to obtain a final compound
35 concentration of 200 micromolar at the high point of a 6-point dilution curve. Ten

(10) microliters of each dilution is added to each of two wells on row C of a corresponding V-bottom plate to which 190 microliters of 52 millimolar NaOAc, 7.9% DMSO, pH 4.5 are pre-added. The NaOAc diluted compound plate is spun down to pellet precipitant and 20 microliters/well is transferred to a corresponding flat-bottom plate to which 30 microliters of ice-cold enzyme-substrate mixture (2.5 microliters MBP-C125SW substrate, 0.03 microliters enzyme and 24.5 microliters ice cold 0.09% TX100 per 30 microliters) is added. The final reaction mixture of 200 micromolar compound at the highest curve point is in 5% DMSO, 20 millimolar NaAc, 0.06% TX100, at pH 4.5.

10 Warming the plates to 37 degrees C starts the enzyme reaction. After 90 minutes at 37 degrees C, 200 microliters/well cold specimen diluent is added to stop the reaction and 20 microliters/well is transferred to a corresponding anti-MBP antibody coated ELISA plate for capture, containing 80 microliters/well specimen diluent. This reaction is incubated overnight at 4 degrees C and the ELISA is developed the next day after a 2 hour incubation with anti-192SW antibody, followed by Streptavidin-AP conjugate and fluorescent substrate. The signal is read on a fluorescent plate reader.

20 Relative compound inhibition potency is determined by calculating the concentration of compound that showed a fifty percent reduction in detected signal (IC₅₀) compared to the enzyme reaction signal in the control wells with no added compound. In this assay, the compounds of the invention exhibited an IC₅₀ of less than 100 micromolar.

Example B

25 Cell Free Inhibition Assay utilizing a Synthetic APP Substrate

A synthetic APP substrate that can be cleaved by beta-secretase and having N-terminal biotin and made fluorescent by the covalent attachment of oregon green at the Cys residue is used to assay beta-secretase activity in the presence or absence of the inhibitory compounds of the invention. Useful substrates include the following:

Biotin-SEVNL-DAEFR[oregon green]KK	[SEQ ID NO: 1]
Biotin-SEVKM-DAEFR[oregon green]KK	[SEQ ID NO: 2]
Biotin-GLNIKTEEISEISY-EVEFRC[oregon green]KK	[SEQ ID NO: 3]

Biotin-ADRGLTTRPGSGLTNIKTEEISEVNLD-DAEF[oregon green]KK [SEQ ID NO:4]

Biotin-FVNQHLCoxGSHLVEALY-LVCoxGERGFFYTPKA[oregon green]KK
[SEQ ID NO: 5]

5 The enzyme (0.1 nanomolar) and test compounds (0.001 - 100 micromolar) are incubated in pre-blocked, low affinity, black plates (384 well) at 37 degrees C for 30 minutes. The reaction is initiated by addition of 150 millimolar substrate to a final volume of 30 microliter per well. The final assay conditions are: 0.001 - 100 micromolar compound inhibitor; 0.1 molar sodium acetate (pH 4.5); 150 nanomolar
10 substrate; 0.1 nanomolar soluble beta-secretase; 0.001% Tween 20, and 2% DMSO. The assay mixture is incubated for 3 hours at 37 ° C, and the reaction is terminated by the addition of a saturating concentration of immunopure streptavidin. After incubation with streptavidin at room temperature for 15 minutes, fluorescence polarization is measured, for example, using a LJL Acquest (Ex485 nm/ Em530
15 nm). The activity of the beta-secretase enzyme is detected by changes in the fluorescence polarization that occur when the substrate is cleaved by the enzyme. Incubation in the presence or absence of compound inhibitor demonstrates specific inhibition of beta-secretase enzymatic cleavage of its synthetic APP substrate. In this assay, compounds of the invention exhibited an IC50 of less than 100 micromolar.

20

Example C

Beta-secretase inhibition: P26-P4'SW assay

Synthetic substrates containing the beta-secretase cleavage site of APP are used to assay beta-secretase activity, using the methods described, for example, in
25 published PCT application WO00/47618. The P26-P4'SW substrate is a peptide of the sequence: (biotin)CGGADRGLTTRPGSGLTNIKTEEISEVNLD-DAEF [SEQ ID NO: 6]

The P26-P1 standard has the sequence:

(biotin)CGGADRGLTTRPGSGLTNIKTEEISEVNL [SEQ ID NO: 7]

30 Briefly, the biotin-coupled synthetic substrates are incubated at a concentration of from about 0 to about 200 micromolar in this assay. When testing inhibitory compounds, a substrate concentration of about 1.0 micromolar is preferred. Test compounds diluted in DMSO are added to the reaction mixture, with a final DMSO concentration of 5%. Controls also contain a final DMSO

concentration of 5%. The concentration of beta secretase enzyme in the reaction is varied, to give product concentrations with the linear range of the ELISA assay, about 125 to 2000 picomolar, after dilution.

The reaction mixture also includes 20 millimolar sodium acetate, pH 4.5,
5 0.06% Triton X100, and is incubated at 37 degrees C for about 1 to 3 hours. Samples are then diluted in assay buffer (for example, 145.4 nanomolar sodium chloride, 9.51 millimolar sodium phosphate, 7.7 millimolar sodium azide, 0.05% Triton X405, 6g/liter bovine serum albumin, pH 7.4) to quench the reaction, then diluted further for immunoassay of the cleavage products.

10 Cleavage products can be assayed by ELISA. Diluted samples and standards are incubated in assay plates coated with capture antibody, for example, SW192, for about 24 hours at 4 degrees C. After washing in TTBS buffer (150 millimolar sodium chloride, 25 millimolar Tris, 0.05% Tween 20, pH 7.5), the samples are incubated with strepavidin-AP according to the manufacturer's instructions. After a
15 one hour incubation at room temperature, the samples are washed in TTBS and incubated with fluorescent substrate solution A (31.2 g/liter 2-amino-2-methyl-1-propanol, 30 mg/liter, pH 9.5). Reaction with streptavidin-alkaline phosphate permits detection by fluorescence. Compounds that are effective inhibitors of beta-secretase activity demonstrate reduced cleavage of the substrate as compared to a
20 control.

Example D

Assays using Synthetic Oligopeptide-Substrates

25 Synthetic oligopeptides are prepared that incorporate the known cleavage site of beta-secretase, and optionally detectable tags, such as fluorescent or chrouromogenic moieties. Examples of such peptides, as well as their production and detection methods are described in U.S. Patent No: 5,942,400, herein incorporated by reference. Cleavage products can be detected using high performance liquid chrouromatography, or fluorescent or chrouromogenic detection
30 methods appropriate to the peptide to be detected, according to methods well known in the art.

By way of example, one such peptide has the sequence SEVNL-DAEF [SEQ ID NO: 8], and the cleavage site is between residues 5 and 6. Another preferred

substrate has the sequence ADRGLTTRPGSGLTNIKTEEISEVNL-DAEF [SEQ ID NO: 9], and the cleavage site is between residues 26 and 27.

These synthetic APP substrates are incubated in the presence of beta-secretase under conditions sufficient to result in beta-secretase mediated cleavage of the substrate. Comparison of the cleavage results in the presence of the compound inhibitor to control results provides a measure of the compound's inhibitory activity.

Example E

Inhibition of beta-secretase activity - cellular assay

An exemplary assay for the analysis of inhibition of beta-secretase activity utilizes the human embryonic kidney cell line HEKp293 (ATCC Accession No. CRL-1573) transfected with APP751 containing the naturally occurring double mutation Lys651Met52 to Asn651Leu652 (numbered for APP751), commonly called the Swedish mutation and shown to overproduce A beta (Citron et.al., 1992, *Nature* 360:672-674), as described in USPN 5,604,102.

The cells are incubated in the presence/absence of the inhibitory compound (diluted in DMSO) at the desired concentration, generally up to 10 micrograms/ml. At the end of the treatment period, conditioned media is analyzed for beta-secretase activity, for example, by analysis of cleavage fragments. A beta can be analyzed by immunoassay, using specific detection antibodies. The enzymatic activity is measured in the presence and absence of the compound inhibitors to demonstrate specific inhibition of beta-secretase mediated cleavage of APP substrate.

Example F

Inhibition of Beta-Secretase in Animal Models of AD

Various animal models can be used to screen for inhibition of beta-secretase activity. Examples of animal models useful in the invention include, but are not limited to, mouse, guinea pig, dog, and the like. The animals used can be wild type, transgenic, or knockout models. In addition, mammalian models can express mutations in APP, such as APP695-SW and the like described herein. Examples of transgenic non-human mammalian models are described in U.S. Patent Nos. 5,604,102, 5,912,410 and 5,811,633.

PDAPP mice, prepared as described in Games et.al., 1995, *Nature* 373:523-527 are useful to analyze *in vivo* suppression of A beta release in the presence of

putative inhibitory compounds. As described in USPN 6,191,166, 4 month old PDAPP mice are administered compound formulated in vehicle, such as corn oil. The mice are dosed with compound (1-30 mg/ml; preferably 1-10 mg/ml). After time, e.g., 3-10 hours, the animals are sacrificed, and brains removed for analysis.

5 Transgenic animals are administered an amount of the compound inhibitor formulated in a carrier suitable for the chosen mode of administration. Control animals are untreated, treated with vehicle, or treated with an inactive compound. Administration can be acute, i.e., single dose or multiple doses in one day, or can be chouronic, i.e., dosing is repeated daily for a period of days. Beginning at time 0,
10 brain tissue or cerebral fluid is obtained from selected animals and analyzed for the presence of APP cleavage peptides, including A beta, for example, by immunoassay using specific antibodies for A beta detection. At the end of the test period, animals are sacrificed and brain tissue or cerebral fluid is analyzed for the presence of A beta and/or beta-amyloid plaques. The tissue is also analyzed for necrosis.

15 Animals administered the compound inhibitors of the invention are expected to demonstrate reduced A beta in brain tissues or cerebral fluids and reduced beta amyloid plaques in brain tissue, as compared with non-treated controls.

Example G

20 Inhibition of A beta production in human patients

Patients suffering from Alzheimer's Disease (AD) demonstrate an increased amount of A beta in the brain. AD patients are administered an amount of the compound inhibitor formulated in a carrier suitable for the chosen mode of administration. Administration is repeated daily for the duration of the test period.
25 Beginning on day 0, cognitive and memory tests are performed, for example, once per month.

Patients administered the compound inhibitors are expected to demonstrate slowing or stabilization of disease progression as analyzed by changes in one or more of the following disease parameters: A beta present in CSF or plasma; brain or
30 hippocampal volume; A beta deposits in the brain; amyloid plaque in the brain; and scores for cognitive and memory function, as compared with control, non-treated patients.

Example H

Prevention of A beta production in patients at risk for AD

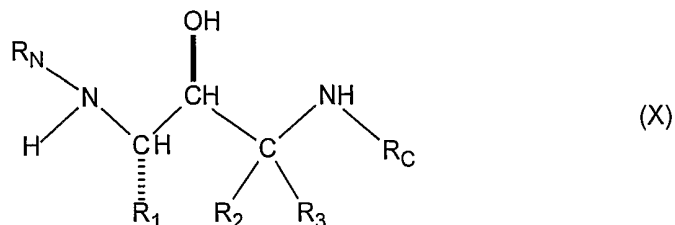
Patients predisposed or at risk for developing AD are identified either by recognition of a familial inheritance pattern, for example, presence of the Swedish Mutation, and/or by monitoring diagnostic parameters. Patients identified as predisposed or at risk for developing AD are administered an amount of the compound inhibitor formulated in a carrier suitable for the chosen mode of administration. Administration is repeated daily for the duration of the test period. Beginning on day 0, cognitive and memory tests are performed, for example, once per month.

Patients administered the compound inhibitors are expected to demonstrate slowing or stabilization of disease progression as analyzed by changes in one or more of the following disease parameters: A beta present in CSF or plasma; brain or hippocampal volume; amyloid plaque in the brain; and scores for cognitive and memory function, as compared with control, non-treated patients.

While this invention has been described with respect to various specific examples and embodiments, it is to be understood that the invention is not limited thereby and should only be construed by interpretation of the scope of the appended claims.

WE CLAIM:

1. A substituted amine of formula (X)



5

where R₁ is:

(I) C₁-C₆ alkyl, optionally substituted with one, two or three substituents selected from the group consisting of C₁-C₃ alkyl, C₁-C₇ alkyl (optionally substituted with C₁-C₃ alkyl and C₁-C₃ alkoxy), -F, -Cl, -Br, -I, -OH, -SH, -C≡N, -CF₃, C₁-C₃ alkoxy, -NR_{1-a}R_{1-b} where R_{1-a} and R_{1-b} are -H or C₁-C₆ alkyl, and -OC=O NR_{1-a}R_{1-b} where R_{1-a} and R_{1-b} are as defined above,

(II) -CH₂-S(O)₀₋₂-(C₁-C₆ alkyl),
 (III) -CH₂-CH₂-S(O)₀₋₂-(C₁-C₆ alkyl),
 (IV) C₂-C₆ alkenyl with one or two double bonds, optionally substituted with one, two or three substituents selected from the group consisting of -F, -Cl, -OH, -SH, -C≡N, -CF₃, C₁-C₃ alkoxy, and -NR_{1-a}R_{1-b} where R_{1-a} and R_{1-b} are -H or C₁-C₆ alkyl,

(V) C₂-C₆ alkynyl with one or two triple bonds, optionally substituted with one, two or three substituents selected from the group consisting of -F, -Cl, -OH, -SH, -C≡N, -CF₃, C₁-C₃ alkoxy, and -NR_{1-a}R_{1-b} where R_{1-a} and R_{1-b} are -H or C₁-C₆ alkyl,

(VI) -(CH₂)_{n1}-(R_{1-aryl}) where n₁ is zero or one and where R_{1-aryl} is phenyl, 1-naphthyl, 2-naphthyl and indanyl, indenyl, dihydronaphthyl, or tetralinyl optionally substituted with one, two, three or four of the following substituents on the aryl ring:

(A) C₁-C₆ alkyl optionally substituted with one, two or three substituents selected from the group consisting of C₁-C₃ alkyl, -F, -Cl, -Br, -I, -OH,

-SH, -C≡N, -CF₃, C₁-C₃ alkoxy, and -NR_{1-a}R_{1-b} where R_{1-a} and R_{1-b} are as defined above,

(B) C₂-C₆ alkenyl with one or two double bonds, optionally substituted with one, two or three substituents selected from the group consisting of
5 -F, -Cl, -OH, -SH, -C≡N, -CF₃, C₁-C₃ alkoxy, and -NR_{1-a}R_{1-b} where R_{1-a} and R_{1-b} are -H or C₁-C₆ alkyl,

(C) C₂-C₆ alkynyl with one or two triple bonds, optionally substituted with one, two or three substituents selected from the group consisting of
10 -F, -Cl, -OH, -SH, -C≡N, -CF₃, C₁-C₃ alkoxy, and -NR_{1-a}R_{1-b} where R_{1-a} and R_{1-b} are -H or C₁-C₆ alkyl,

(D) -F, Cl, -Br, or -I,

(E) -C₁-C₆ alkoxy optionally substituted with one, two, or three -F,

(F) -NR_{N-2}R_{N-3} where R_{N-2} and R_{N-3} are as defined below,

15 (G) -OH,

(H) -C≡N,

(I) C₃-C₇ cycloalkyl, optionally substituted with one, two or three substituents selected from the group consisting of -F, -Cl, -OH, -SH, -C≡N, -CF₃, C₁-C₃ alkoxy, and -NR_{1-a}R_{1-b} where R_{1-a} and R_{1-b} are -H or C₁-C₆ alkyl,

20 (J) -CO-(C₁-C₄ alkyl),

(K) -SO₂-NR_{1-a}R_{1-b} where R_{1-a} and R_{1-b} are as defined above,

(L) -CO-NR_{1-a}R_{1-b} where R_{1-a} and R_{1-b} are as defined above,

or

(M) -SO₂-(C₁-C₄ alkyl),

25 (VII) -(CH₂)_{n₁}-(R_{1-heteroaryl}) where n₁ is as defined above and where R_{1-heteroaryl} is selected from the group consisting of:

pyridinyl,

pyrimidinyl,

quinolinyl,

30 benzothienyl,

indolyl,

indolinyl,

pyridazinyl,

5 pyrazinyl,
isoindolyl,
isoquinolyl,
quinazolinyll,
quinoxalinyll,
phthalazinyl,
imidazolyl,
isoxazolyl,
pyrazolyl,
10 oxazolyl,
thiazolyl,
indolizinyll,
indazolyl,
benzothiazolyl,
15 benzimidazolyl,
benzofuranyl,
furanyl,
thienyl,
pyrrolyl,
20 oxadiazolyl,
thiadiazolyl,
triazolyl,
tetrazolyl,
oxazolopyridinyll,
25 imidazopyridinyll,
isothiazolyl,
naphthyridinyll,
cinnolinyll,
carbazolyl,
30 beta-carbolinyll,
isochromanyl,
chromanyl,
tetrahydroisoquinolinyll,
isoindolinyll,

isobenzotetrahydrofuranyl,
isobenzotetrahydrothienyl,
isobenzothienyl,
benzoxazolyl,
5 pyridopyridinyl,
benzotetrahydrofuranyl,
benzotetrahydrothienyl,
purinyl,
benzodioxolyl,
10 triazinyl,
phenoxazinyl,
phenothiazinyl,
pteridinyl,
benzothiazolyl,
15 imidazopyridinyl,
imidazothiazolyl,
dihydrobenzisoaxazinyl,
benzisoaxazinyl,
benzoxazinyl,
20 dihydrobenzisothiazinyl,
benzopyranyl,
benzothiopyranyl,
coumarinyl,
isocoumarinyl,
25 chromonyl,
chromanonyl,
pyridinyl-N-oxide
tetrahydroquinolinyl
dihydroquinolinyl
30 dihydroquinolinonyl
dihydroisoquinolinonyl
dihydrocoumarinyl
dihydroisocoumarinyl
isoindolinonyl

benzodioxanyl
benzoxazolinonyl
pyrrolyl N-oxide,
pyrimidinyl N-oxide,
5 pyridazinyl N-oxide,
pyrazinyl N-oxide,
quinolinyl N-oxide,
indolyl N-oxide,
indolinyl N-oxide,
10 isoquinolyl N-oxide,
quinazoliny N-oxide,
quinoxaliny N-oxide,
phthalazinyl N-oxide,
imidazolyl N-oxide,
15 isoxazolyl N-oxide,
oxazolyl N-oxide,
thiazolyl N-oxide,
indoliziny N-oxide,
indazolyl N-oxide,
20 benzothiazolyl N-oxide,
benzimidazolyl N-oxide,
pyrrolyl N-oxide,
oxadiazolyl N-oxide,
thiadiazolyl N-oxide,
25 triazolyl N-oxide,
tetrazolyl N-oxide,
benzothiopyranyl S-oxide, and
benzothiopyranyl S,S-dioxide,

where the $R_{1\text{-heteroaryl}}$ group is bonded to $-(CH_2)_{n1}-$ by any ring
30 atom of the parent $R_{N\text{-heteroaryl}}$ group substituted by hydrogen such that the new bond
to the $R_{1\text{-heteroaryl}}$ group replaces the hydrogen atom and its bond, where heteroaryl is
optionally substituted with one, two, three or four of:

(1) C_1-C_6 alkyl optionally substituted with one, two or three
substituents selected from the group consisting of C_1-C_3 alkyl, -F, -Cl, -Br, -I, -OH,

-SH, -C≡N, -CF₃, C₁-C₃ alkoxy, and -NR_{1-a}R_{1-b} where R_{1-a} and R_{1-b} are as defined above,

(2) C₂-C₆ alkenyl with one or two double bonds, optionally substituted with one, two or three substituents selected from the group consisting of
5 -F, -Cl, -OH, -SH, -C≡N, -CF₃, C₁-C₃ alkoxy, and -NR_{1-a}R_{1-b} where R_{1-a} and R_{1-b} are -H or C₁-C₆ alkyl,

(3) C₂-C₆ alkynyl with one or two triple bonds, optionally substituted with one, two or three substituents selected from the group consisting of
10 -F, -Cl, -OH, -SH, -C≡N, -CF₃, C₁-C₃ alkoxy, and -NR_{1-a}R_{1-b} where R_{1-a} and R_{1-b} are -H or C₁-C₆ alkyl,

(4) -F, -Cl, -Br, or -I,

(5) -C₁-C₆ alkoxy optionally substituted with one, two, or three -F,

(6) -NR_{N-2}R_{N-3} where R_{N-2} and R_{N-3} are as defined below,

15 (7) -OH,

(8) -C≡N,

(9) C₃-C₇ cycloalkyl, optionally substituted with one, two or three substituents selected from the group consisting of -F, -Cl, -OH, -SH, -C≡N, -CF₃, C₁-C₃ alkoxy, and -NR_{1-a}R_{1-b} where R_{1-a} and R_{1-b} are -H or C₁-C₆ alkyl,

20 (10) -CO-(C₁-C₄ alkyl),

(11) -SO₂-NR_{1-a}R_{1-b} where R_{1-a} and R_{1-b} are as defined above,

(12) -CO-NR_{1-a}R_{1-b} where R_{1-a} and R_{1-b} are as defined above,

(13) -SO₂-(C₁-C₄ alkyl), with the proviso that when n₁ is zero

R_{1-heteroaryl} is not bonded to the carbon chain by nitrogen,

25 (VIII) -(CH₂)_{n1}-(R_{1-heterocycle}) where n₁ is as defined above and

R_{1-heterocycle} is selected from the group consisting of:

morpholinyl,

thiomorpholinyl,

thiomorpholinyl S-oxide,

30 thiomorpholinyl S,S-dioxide,

piperazinyl,

homopiperazinyl,

pyrrolidinyl,

5 pyrrolinyl,
 tetrahydropyranyl,
 piperidinyl,
 tetrahydrofuranyl,
 tetrahydrothienyl,
 homopiperidinyl,
 homomorpholinyl,
 homothiomorpholinyl,
 homothiomorpholinyl S,S-dioxide,
 10 oxazolidinonyl,
 dihydropyrazolyl,
 dihydropyrrolyl,
 dihydropyrazinyl,
 dihydropyridinyl,
 15 dihydropyrimidinyl,
 dihydrofuryl,
 dihydropyranyl,
 tetrahydrothienyl S-oxide,
 tetrahydrothienyl S,S-dioxide, and
 20 homothiomorpholinyl S-oxide,

where the $R_{1\text{-heterocycle}}$ group is bonded by any atom of the parent $R_{1\text{-heterocycle}}$ group substituted by hydrogen such that the new bond to the $R_{1\text{-heterocycle}}$ group replaces the hydrogen atom and its bond, where heterocycle is optionally substituted with one, two, three or four:

25 (1) $C_1\text{-}C_6$ alkyl optionally substituted with one, two or three substituents selected from the group consisting of $C_1\text{-}C_3$ alkyl, -F, -Cl, -Br, -I, -OH, -SH, $-C\equiv N$, $-CF_3$, $C_1\text{-}C_3$ alkoxy, and $-NR_{1\text{-}a}R_{1\text{-}b}$ where $R_{1\text{-}a}$ and $R_{1\text{-}b}$ are as defined above,

30 (2) $C_2\text{-}C_6$ alkenyl with one or two double bonds, optionally substituted with one, two or three substituents selected from the group consisting of -F, -Cl, -OH, -SH, $-C\equiv N$, $-CF_3$, $C_1\text{-}C_3$ alkoxy, and $-NR_{1\text{-}a}R_{1\text{-}b}$ where $R_{1\text{-}a}$ and $R_{1\text{-}b}$ are -H or $C_1\text{-}C_6$ alkyl,

- (3) C₂-C₆ alkynyl with one or two triple bonds, optionally substituted with one, two or three substituents selected from the group consisting of -F, -Cl, -OH, -SH, -C≡N, -CF₃, C₁-C₃ alkoxy, and -NR_{1-a}R_{1-b} where R_{1-a} and R_{1-b} are -H or C₁-C₆ alkyl,
- 5 (4) -F, -Cl, -Br, or -I,
 (5) -C₁-C₆ alkoxy optionally substituted with one, two, or three -F,
- (6) -NR_{N-2}R_{N-3} where R_{N-2} and R_{N-3} are as defined below,
- 10 (7) -OH,
 (8) -C≡N,
 (9) C₃-C₇ cycloalkyl, optionally substituted with one, two or three substituents selected from the group consisting of -F, -Cl, -OH, -SH -C≡N, -CF₃, C₁-C₃ alkoxy, and -NR_{1-a}R_{1-b} where R_{1-a} and R_{1-b} are -H or C₁-C₆ alkyl,
- 15 (10) -CO-(C₁-C₄ alkyl),
 (11) -SO₂-NR_{1-a}R_{1-b} where R_{1-a} and R_{1-b} are as defined above,
- (12) -CO-NR_{1-a}R_{1-b} where R_{1-a} and R_{1-b} are as defined above,
- 20 (13) -SO₂-(C₁-C₄ alkyl),
 (14) =O, with the proviso that when n₁ is zero R₁₋

heterocycle is not bonded to the carbon chain by nitrogen;

where R₂ is:

- (I)-H, or
- 25 (II) C₁-C₆ alkyl, optionally substituted with one, two or three substituents selected from the group consisting of C₁-C₃ alkyl, -F, -Cl, -Br, -I, -OH, -SH, -C≡N, -CF₃, C₁-C₃ alkoxy, and -NR_{1-a}R_{1-b} where R_{1-a} and R_{1-b} are as defined above;

where R₃ is:

- (I)-H, or
- 30 (II) C₁-C₆ alkyl, optionally substituted with one, two or three substituents selected from the group consisting of C₁-C₃ alkyl, -F, -Cl, -Br, -I, -OH,

-SH, -C≡N, -CF₃, C₁-C₃ alkoxy, and -NR_{1-a}R_{1-b} where R_{1-a} and R_{1-b} are as defined above;

and where R₂ and R₃ are taken together with the carbon to which they are attached to form a carbocycle of three, four, five, six, or seven carbon atoms, optionally where one carbon atom is replaced by a heteroatom selected from the group consisting of -O-, -S-, -SO₂-, and -NR_{N-2}-, where R_{N-2} is as defined below;

where R_N is:

(I) R_{N-1}-X_N- where X_N is selected from the group consisting of:

(A) -CO-, and

10 (B) -SO₂-

where R_{N-1} is selected from the group consisting of:

(A) R_{N-aryl} where R_{N-aryl} is phenyl, 1-naphthyl, 2-naphthyl, tetralinyl, indanyl, dihydronaphthyl or 6,7,8,9-tetrahydro-5H-benzo[a]cycloheptenyl, optionally substituted with one, two or three of the following substituents which can be the same or different and are:

(1) C₁-C₆ alkyl, optionally substituted with one, two or three substituents selected from the group consisting of C₁-C₃ alkyl, -F, -Cl, -Br, -I, -OH, -SH, -C≡N, -CF₃, C₁-C₃ alkoxy, and -NR_{1-a}R_{1-b} where R_{1-a} and R_{1-b} are as defined above,

20 (2) -OH,

(3) -NO₂,

(4) -F, -Cl, -Br, or -I,

(5) -CO-OH,

(6) -C≡N,

25 (7) -(CH₂)₀₋₄-CO-NR_{N-2}R_{N-3} where R_{N-2} and R_{N-3} are the same or different and are selected from the group consisting of:

(a) -H,

(b) -C₁-C₆ alkyl optionally substituted with one

substituent selected from the group consisting of:

30 (i) -OH, and

(ii) -NH₂,

(c) -C₁-C₆ alkyl optionally substituted with one

to three -F, -Cl, -Br, or -I,

109

- (d) -C₃-C₇ cycloalkyl,
- (e) -(C₁-C₂ alkyl)-(C₃-C₇ cycloalkyl),
- (f) -(C₁-C₆ alkyl)-O-(C₁-C₃ alkyl),
- (g) -C₂-C₆ alkenyl with one or two double
 5 bonds,
- (h) -C₂-C₆ alkynyl with one or two triple
 bonds,
- (i) -C₁-C₆ alkyl chain with one double bond
 and one triple bond,
- 10 (j) -R_{1-aryl} where R_{1-aryl} is as defined above, and
 (k) -R_{1-heteroaryl} where R_{1-heteroaryl} is as defined
 above,
- (8) -(CH₂)₀₋₄-CO-(C₁-C₁₂ alkyl),
- (9) -(CH₂)₀₋₄-CO-(C₂-C₁₂ alkenyl with one, two or
 15 three double bonds),
- (10) -(CH₂)₀₋₄-CO-(C₂-C₁₂ alkynyl with one, two or
 three triple bonds),
- (11) -(CH₂)₀₋₄-CO-(C₃-C₇ cycloalkyl),
- (12) -(CH₂)₀₋₄-CO-R_{1-aryl} where R_{1-aryl} is as defined
 20 above,
- (13) -(CH₂)₀₋₄-CO-R_{1-heteroaryl} where R_{1-heteroaryl} is as
 defined above,
- (14) -(CH₂)₀₋₄-CO-R_{1-heterocycle} where R_{1-heterocycle} is as
 defined above,
- 25 (15) -(CH₂)₀₋₄-CO-R_{N-4} where R_{N-4} is selected from the
 group consisting of morpholinyl, thiomorpholinyl, piperazinyl, piperidinyl,
 homomorpholinyl, homothiomorpholinyl, homothiomorpholinyl S-oxide,
 homothiomorpholinyl S,S-dioxide, pyrrolinyl and pyrrolidinyl where each group is
 optionally substituted with one, two, three, or four of C₁-C₆ alkyl,
- 30 (16) -(CH₂)₀₋₄-CO-O-R_{N-5} where R_{N-5} is selected from
 the group consisting of:
- (a) C₁-C₆ alkyl,
- (b) -(CH₂)₀₋₂-(R_{1-aryl}) where R_{1-aryl} is as defined
 above,

- (c) C₂-C₆ alkenyl containing one or two double bonds,
- (d) C₂-C₆ alkynyl containing one or two triple bonds,
- 5 (e) C₃-C₇ cycloalkyl,
- (f) -(CH₂)₀₋₂-(R₁-heteroaryl) where R₁-heteroaryl is as defined above,
- (17) -(CH₂)₀₋₄-SO₂-NR_{N-2}R_{N-3} where R_{N-2} and R_{N-3} are as defined above,
- 10 (18) -(CH₂)₀₋₄-SO-(C₁-C₈ alkyl),
- (19) -(CH₂)₀₋₄-SO₂-(C₁-C₁₂ alkyl),
- (20) -(CH₂)₀₋₄-SO₂-(C₃-C₇ cycloalkyl),
- (21) -(CH₂)₀₋₄-N(H or R_{N-5})-CO-O-R_{N-5} where R_{N-5} can be the same or different and is as defined above,
- 15 (22) -(CH₂)₀₋₄-N(H or R_{N-5})-CO-N(R_{N-5})₂, where R_{N-5} can be the same or different and is as defined above,
- (23) -(CH₂)₀₋₄-N-CS-N(R_{N-5})₂, where R_{N-5} can be the same or different and is as defined above,
- (24) -(CH₂)₀₋₄-N(-H or R_{N-5})-CO-R_{N-2} where R_{N-5} and R_{N-2} can be the same or different and are as defined above,
- 20 (25) -(CH₂)₀₋₄-NR_{N-2}R_{N-3} where R_{N-2} and R_{N-3} can be the same or different and are as defined above,
- (26) -(CH₂)₀₋₄-R_{N-4} where R_{N-4} is as defined above,
- (27) -(CH₂)₀₋₄-O-CO-(C₁-C₆ alkyl),
- 25 (28) -(CH₂)₀₋₄-O-P(O)-(OR_{N-aryl-1})₂ where R_{N-aryl-1} is -H or C₁-C₄ alkyl,
- (29) -(CH₂)₀₋₄-O-CO-N(R_{N-5})₂ where R_{N-5} is as defined above,
- (30) -(CH₂)₀₋₄-O-CS-N(R_{N-5})₂ where R_{N-5} is as defined above,
- 30 (31) -(CH₂)₀₋₄-O-(R_{N-5})₂ where R_{N-5} is as defined above,
- (32) -(CH₂)₀₋₄-O-(R_{N-5})₂-COOH where R_{N-5} is as defined above,

(33) $-(\text{CH}_2)_{0-4}-\text{S}-(\text{R}_{\text{N}-5})_2$ where $\text{R}_{\text{N}-5}$ is as defined

above,

(34) $-(\text{CH}_2)_{0-4}-\text{O}-(\text{C}_1-\text{C}_6 \text{ alkyl optionally substituted}$

with one, two, three, four, or five -F),

5

(35) C_3-C_7 cycloalkyl,

(36) C_2-C_6 alkenyl with one or two double bonds

optionally substituted with C_1-C_3 alkyl, -F, -Cl, -Br, -I, -OH, -SH, $-\text{C}\equiv\text{N}$, $-\text{CF}_3$, C_1-C_3 alkoxy, and $-\text{NR}_{1-a}\text{R}_{1-b}$ where R_{1-a} and R_{1-b} are as defined above,

(37) C_2-C_6 alkynyl with one or two triple bonds

10 optionally substituted with C_1-C_3 alkyl, -F, -Cl, -Br, -I, -OH, -SH, $-\text{C}\equiv\text{N}$, $-\text{CF}_3$, C_1-C_3 alkoxy, $-\text{NR}_{1-a}\text{R}_{1-b}$ where R_{1-a} and R_{1-b} are as defined above,

(38) $-(\text{CH}_2)_{0-4}-\text{N}(-\text{H} \text{ or } \text{R}_{\text{N}-5})-\text{SO}_2-\text{R}_{\text{N}-2}$ where $\text{R}_{\text{N}-5}$ and

$\text{R}_{\text{N}-2}$ can be the same or different and are as described above, or

(39) $-(\text{CH}_2)_{0-4}-\text{C}_3-\text{C}_7$ cycloalkyl,

15

(B) $-\text{R}_{\text{N-heteroaryl}}$ where $\text{R}_{\text{N-heteroaryl}}$ is selected from the group

consisting of:

pyridinyl,

pyrimidinyl,

quinolinyl,

20

benzothienyl,

indolyl,

indolinyl,

pyridazinyl,

pyrazinyl,

25

isoindolyl,

isoquinolyl,

quinazolinyl,

quinoxalinyl,

phthalazinyl,

30

imidazolyl,

isoxazolyl,

pyrazolyl,

oxazolyl,

thiazolyl,
indolizinylyl,
indazolyl,
5 benzothiazolyl,
benzimidazolyl,
benzofuranyl,
furanyl,
thienyl,
pyrrolyl,
10 oxadiazolyl,
thiadiazolyl,
triazolyl,
tetrazolyl,
oxazolopyridinyl,
15 imidazopyridinyl,
isothiazolyl,
naphthyridinyl,
cinnolinyl,
carbazolyl,
20 beta-carbolinyl,
isochromanyl,
chromanyl,
tetrahydroisoquinolinyl,
isoindolinyl,
25 isobenzotetrahydrofuranyl,
isobenzotetrahydrothienyl,
isobenzothienyl,
benzoxazolyl,
pyridopyridinyl,
30 benzotetrahydrofuranyl,
benzotetrahydrothienyl,
purinyl,
benzodioxolyl,
triazinyl,

henoxazinyl,
phenothiazinyl,
pteridinyl,
benzothiazolyl,
5 imidazopyridinyl,
imidazothiazolyl,
dihydrobenzisoaxazinyl,
benzisoaxazinyl,
benzoxazinyl,
10 dihydrobenzisothiazinyl,
benzopyranyl,
benzothiopyranyl,
coumarinyl,
isocoumarinyl,
15 chromonyl,
chromanonyl,
pyridinyl-N-oxide,
tetrahydroquinolinyl
dihydroquinolinyl
20 dihydroquinolinonyl
dihydroisoquinolinonyl
dihydrocoumarinyl
dihydroisocoumarinyl
isoindolinonyl
25 benzodioxanyl
benzoxazolinonyl
pyrrolyl N-oxide,
pyrimidinyl N-oxide,
pyridazinyl N-oxide,
30 pyrazinyl N-oxide,
quinolinyl N-oxide,
indolyl N-oxide,
indolinyl N-oxide,
isoquinolyl N-oxide,

5 quinazoliny N-oxide,
 quinoxaliny N-oxide,
 phthalaziny N-oxide,
 imidazolyl N-oxide,
 isoxazolyl N-oxide,
 oxazolyl N-oxide,
 thiazolyl N-oxide,
 indoliziny N-oxide,
 indazolyl N-oxide,
 10 benzothiazolyl N-oxide,
 benzimidazolyl N-oxide,
 pyrrolyl N-oxide,
 oxadiazolyl N-oxide,
 thiadiazolyl N-oxide,
 15 triazolyl N-oxide,
 tetrazolyl N-oxide,
 benzothiopyranyl S-oxide, and
 benzothiopyranyl S,S-dioxide,

where the $R_{N\text{-heteroaryl}}$ group is bonded by any atom of the parent $R_{N\text{-heteroaryl}}$ group substituted by hydrogen such that the new bond to the $R_{N\text{-heteroaryl}}$ group replaces the hydrogen atom and its bond, where heteroaryl is optionally substituted with one, two, three, or four of:

(1) $C_1\text{-}C_6$ alkyl, optionally substituted with one, two or three substituents selected from the group consisting of $C_1\text{-}C_3$ alkyl, -F, -Cl, -Br, -I, -OH, -SH, $-C\equiv N$, $-CF_3$, $C_1\text{-}C_3$ alkoxy, and $-NR_{1-a}R_{1-b}$ where R_{1-a} and R_{1-b} are as defined above,

(2) -OH,

(3) $-NO_2$,

(4) -F, -Cl, -Br, -I,

30 (5) $-CO-OH$,

(6) $-C\equiv N$,

(7) $-(CH_2)_{0.4}\text{-}CO\text{-}NR_{N-2}R_{N-3}$ where R_{N-2} and R_{N-3} are

the same or different and are selected from the group consisting of:

115

- (a) -H,
- (b) -C₁-C₆ alkyl optionally substituted with one substituent selected from the group consisting of:
- (i) -OH, and
- (ii) -NH₂,
- (c) -C₁-C₆ alkyl optionally substituted with one to three -F, -Cl, -Br, -I,
- (d) -C₃-C₇ cycloalkyl,
- (e) -(C₁-C₂ alkyl)-(C₃-C₇ cycloalkyl),
- (f) -(C₁-C₆ alkyl)-O-(C₁-C₃ alkyl),
- (g) -C₂-C₆ alkenyl with one or two double bonds,
- (h) -C₂-C₆ alkynyl with one or two triple bonds,
- (i) -C₁-C₆ alkyl chain with one double bond and one triple bond,
- (j) -R_{1-aryl} where R_{1-aryl} is as defined above, and
- (k) -R_{1-heteroaryl} where R_{1-heteroaryl} is as defined above,
- (8) -(CH₂)₀₋₄-CO-(C₁-C₁₂ alkyl),
- (9) -(CH₂)₀₋₄-CO-(C₂-C₁₂ alkenyl with one, two or three double bonds),
- (10) -(CH₂)₀₋₄-CO-(C₂-C₁₂ alkynyl with one, two or three triple bonds),
- (11) -(CH₂)₀₋₄-CO-(C₃-C₇ cycloalkyl),
- (12) -(CH₂)₀₋₄-CO-R_{1-aryl} where R_{1-aryl} is as defined above,
- (13) -(CH₂)₀₋₄-CO-R_{1-heteroaryl} where R_{1-heteroaryl} is as defined above,
- (14) -(CH₂)₀₋₄-CO-R_{1-heterocycle} where R_{1-heterocycle} is as defined above,
- (15) -(CH₂)₀₋₄-CO-R_{N-4} where R_{N-4} is selected from the group consisting of morpholinyl, thiomorpholinyl, piperazinyl, piperidinyl, homomorpholinyl, homothiomorpholinyl, homothiomorpholinyl S-oxide,

homothiomorpholinyl S,S-dioxide, pyrrolinyl and pyrrolidinyl where each group is optionally substituted with one, two, three, or four of C₁-C₆ alkyl,

(16) $-(\text{CH}_2)_{0-4}-\text{CO}-\text{O}-\text{R}_{\text{N}-5}$ where R_{N-5} is selected from

the group consisting of:

- 5 (a) C₁-C₆ alkyl,
 (b) $-(\text{CH}_2)_{0-2}-(\text{R}_{1-\text{aryl}})$ where R_{1-aryl} is as defined above,
 (c) C₂-C₆ alkenyl containing one or two double bonds,
 10 (d) C₂-C₆ alkynyl containing one or two triple bonds,
 (e) C₃-C₇ cycloalkyl, and
 (f) $-(\text{CH}_2)_{0-2}-(\text{R}_{1-\text{heteroaryl}})$ where R_{1-heteroaryl} is as defined above,
- 15 (17) $-(\text{CH}_2)_{0-4}-\text{SO}_2-\text{NR}_{\text{N}-2}\text{R}_{\text{N}-3}$ where R_{N-2} and R_{N-3} are as defined above,
 (18) $-(\text{CH}_2)_{0-4}-\text{SO}-(\text{C}_1-\text{C}_8 \text{ alkyl})$,
 (19) $-(\text{CH}_2)_{0-4}-\text{SO}_2-(\text{C}_1-\text{C}_{12} \text{ alkyl})$,
 (20) $-(\text{CH}_2)_{0-4}-\text{SO}_2-(\text{C}_3-\text{C}_7 \text{ cycloalkyl})$,
 20 (21) $-(\text{CH}_2)_{0-4}-\text{N}(\text{H or R}_{\text{N}-5})-\text{CO}-\text{O}-\text{R}_{\text{N}-5}$ where R_{N-5} can be the same or different and is as defined above,
 (22) $-(\text{CH}_2)_{0-4}-\text{N}(\text{H or R}_{\text{N}-5})-\text{CO}-\text{N}(\text{R}_{\text{N}-5})_2$, where R_{N-5} can be the same or different and is as defined above,
 (23) $-(\text{CH}_2)_{0-4}-\text{N}-\text{CS}-\text{N}(\text{R}_{\text{N}-5})_2$, where R_{N-5} can be the
 25 same or different and is as defined above,
 (24) $-(\text{CH}_2)_{0-4}-\text{N}(\text{H or R}_{\text{N}-5})-\text{CO}-\text{R}_{\text{N}-2}$ where R_{N-5} and R_{N-2} can be the same or different and are as defined above,
 (25) $-(\text{CH}_2)_{0-4}-\text{NR}_{\text{N}-2}\text{R}_{\text{N}-3}$ where R_{N-2} and R_{N-3} can be the same or different and are as defined above,
 30 (26) $-(\text{CH}_2)_{0-4}-\text{R}_{\text{N}-4}$ where R_{N-4} is as defined above,
 (27) $-(\text{CH}_2)_{0-4}-\text{O}-\text{CO}-(\text{C}_1-\text{C}_6 \text{ alkyl})$,
 (28) $-(\text{CH}_2)_{0-4}-\text{O}-\text{P}(\text{O})-(\text{OR}_{\text{N-aryl-1}})_2$ where R_{N-aryl-1} is -H or C₁-C₄ alkyl,

- (29) $-(\text{CH}_2)_{0-4}-\text{O}-\text{CO}-\text{N}(\text{R}_{\text{N}-5})_2$ where $\text{R}_{\text{N}-5}$ is as defined above,
- (30) $-(\text{CH}_2)_{0-4}-\text{O}-\text{CS}-\text{N}(\text{R}_{\text{N}-5})_2$ where $\text{R}_{\text{N}-5}$ is as defined above,
- 5 (31) $-(\text{CH}_2)_{0-4}-\text{O}-\text{N}(\text{R}_{\text{N}-5})_2$ where $\text{R}_{\text{N}-5}$ is as defined above,
- (32) $-(\text{CH}_2)_{0-4}-\text{O}-\text{N}(\text{R}_{\text{N}-5})_2-\text{COOH}$ where $\text{R}_{\text{N}-5}$ is as defined above,
- 10 (33) $-(\text{CH}_2)_{0-4}-\text{S}-\text{N}(\text{R}_{\text{N}-5})_2$ where $\text{R}_{\text{N}-5}$ is as defined above,
- (34) $-(\text{CH}_2)_{0-4}-\text{O}-\text{C}_1-\text{C}_6$ alkyl optionally substituted with one, two, three, four, or five of -F),
- (35) C_3-C_7 cycloalkyl,
- (36) C_2-C_6 alkenyl with one or two double bonds
- 15 optionally substituted with C_1-C_3 alkyl, -F, -Cl, -Br, -I, -OH, -SH, $-\text{C}\equiv\text{N}$, $-\text{CF}_3$, C_1-C_3 alkoxy, and $-\text{NR}_{1-a}\text{R}_{1-b}$ where R_{1-a} and R_{1-b} are as defined above,
- (37) C_2-C_6 alkynyl with one or two triple bonds optionally substituted with C_1-C_3 alkyl, -F, -Cl, -Br, -I, -OH, -SH, $-\text{C}\equiv\text{N}$, $-\text{CF}_3$, C_1-C_3 alkoxy, and $-\text{NR}_{1-a}\text{R}_{1-b}$ where R_{1-a} and R_{1-b} are as defined above,
- 20 (38) $-(\text{CH}_2)_{0-4}-\text{N}(\text{H or } \text{R}_{\text{N}-5})-\text{SO}_2-\text{R}_{\text{N}-2}$ where $\text{R}_{\text{N}-5}$ and $\text{R}_{\text{N}-2}$ can be the same or different and are as described above, or
- (39) $-(\text{CH}_2)_{0-4}-\text{C}_3-\text{C}_7$ cycloalkyl,
- (C) $\text{R}_{\text{N-aryl}}-\text{W}-\text{R}_{\text{N-aryl}}$,
- (D) $\text{R}_{\text{N-aryl}}-\text{W}-\text{R}_{\text{N-heteroaryl}}$,
- 25 (E) $\text{R}_{\text{N-aryl}}-\text{W}-\text{R}_{\text{N-1-heterocycle}}$, where $\text{R}_{\text{N-heterocycle}}$ is the same as $\text{R}_{1-heterocycle}$
- (F) $\text{R}_{\text{N-heteroaryl}}-\text{W}-\text{R}_{\text{N-aryl}}$,
- (G) $\text{R}_{\text{N-heteroaryl}}-\text{W}-\text{R}_{\text{N-heteroaryl}}$,
- (H) $\text{R}_{\text{N-heteroaryl}}-\text{W}-\text{R}_{\text{N-1-heterocycle}}$, where $\text{R}_{\text{N-1-heterocycle}}$ is the
- 30 same as $\text{R}_{1-heterocycle}$,
- (I) $\text{R}_{\text{N-heterocycle}}-\text{W}-\text{R}_{\text{N-aryl}}$,
- (J) $\text{R}_{\text{N-heterocycle}}-\text{W}-\text{R}_{\text{N-heteroaryl}}$,
- (K) $\text{R}_{\text{N-heterocycle}}-\text{W}-\text{R}_{\text{N-1-heterocycle}}$,

where W is

- (1) $-(\text{CH}_2)_{0-4}-$,
 (2) $-\text{O}-$,
 (3) $-\text{S}(\text{O})_{0-2}-$,
 5 (4) $-\text{N}(\text{R}_{\text{N}-5})-$ where $\text{R}_{\text{N}-5}$ is as defined above, or
 (5) $-\text{CO}-$;

where R_{C} is:

(I) $-\text{C}_3-\text{C}_{10}$ alkyl optionally substituted with one, two or three substituents selected from the group consisting of C_1-C_3 alkyl, $-\text{F}$, $-\text{Cl}$, $-\text{Br}$, $-\text{I}$, $-\text{OH}$,
 10 $-\text{SH}$, $-\text{C}\equiv\text{N}$, $-\text{CF}_3$, C_1-C_6 alkoxy, $-\text{O}$ -phenyl, $-\text{NR}_{1-\text{a}}\text{R}_{1-\text{b}}$ where $\text{R}_{1-\text{a}}$ and $\text{R}_{1-\text{b}}$ are as defined above, $-\text{OC}=\text{O NR}_{1-\text{a}}\text{R}_{1-\text{b}}$ where $\text{R}_{1-\text{a}}$ and $\text{R}_{1-\text{b}}$ are as defined above, $-\text{S}(\text{=O})_{0-2}\text{R}_{1-\text{a}}$ where $\text{R}_{1-\text{a}}$ is as defined above, $-\text{NR}_{1-\text{a}}\text{C}=\text{O NR}_{1-\text{a}}\text{R}_{1-\text{b}}$ where $\text{R}_{1-\text{a}}$ and $\text{R}_{1-\text{b}}$ are as defined above, $-\text{C}=\text{O NR}_{1-\text{a}}\text{R}_{1-\text{b}}$ where $\text{R}_{1-\text{a}}$ and $\text{R}_{1-\text{b}}$ are as defined above, and $-\text{S}(\text{=O})_2\text{NR}_{1-\text{a}}\text{R}_{1-\text{b}}$ where $\text{R}_{1-\text{a}}$ and $\text{R}_{1-\text{b}}$ are as defined above,

15 (II) $-(\text{CH}_2)_{0-3}-(\text{C}_3-\text{C}_8)$ cycloalkyl where cycloalkyl can be optionally substituted with one, two or three substituents selected from the group consisting of C_1-C_3 alkyl, $-\text{F}$, $-\text{Cl}$, $-\text{Br}$, $-\text{I}$, $-\text{OH}$, $-\text{SH}$, $-\text{C}\equiv\text{N}$, $-\text{CF}_3$, C_1-C_6 alkoxy, $-\text{O}$ -phenyl, $-\text{CO}-\text{OH}$, $-\text{CO}-\text{O}-(\text{C}_1-\text{C}_4)$ alkyl, and $-\text{NR}_{1-\text{a}}\text{R}_{1-\text{b}}$ where $\text{R}_{1-\text{a}}$ and $\text{R}_{1-\text{b}}$ are as defined above,

(III) $-(\text{CR}_{\text{C}-\text{x}}\text{R}_{\text{C}-\text{y}})_{0-4}-\text{R}_{\text{C}-\text{aryl}}$ where $\text{R}_{\text{C}-\text{x}}$ and $\text{R}_{\text{C}-\text{y}}$ are
 20 $-\text{H}$,
 C_1-C_4 alkyl optionally substituted with one or two $-\text{OH}$,
 C_1-C_4 alkoxy optionally substituted with one, two, or three of
 $-\text{F}$,

25 $-(\text{CH}_2)_{0-4}-\text{C}_3-\text{C}_7$ cycloalkyl,
 C_2-C_6 alkenyl containing one or two double bonds,
 C_2-C_6 alkynyl containing one or two triple bonds, or
 phenyl,

and where $\text{R}_{\text{C}-\text{x}}$ and $\text{R}_{\text{C}-\text{y}}$ are taken together with the carbon to which they are attached to form a carbocycle of three, four, five, six or seven carbon atoms,
 30 optionally where one carbon atom is replaced by a heteroatom selected from the group consisting of $-\text{O}-$, $-\text{S}-$, $-\text{SO}_2-$, $-\text{NR}_{\text{N}-2}-$ and $\text{R}_{\text{C}-\text{aryl}}$ is the same as $\text{R}_{\text{N}-\text{aryl}}$;

(IV) $-(\text{CR}_{\text{C}-\text{x}}\text{R}_{\text{C}-\text{y}})_{0-4}-\text{R}_{\text{C}-\text{heteroaryl}}$ where $\text{R}_{\text{C}-\text{heteroaryl}}$ is the same as $\text{R}_{\text{N}-\text{heteroaryl}}$ and $\text{R}_{\text{C}-\text{x}}$ and $\text{R}_{\text{C}-\text{y}}$ are as defined above,

(V) $-(\text{CR}_{\text{C-x}}\text{R}_{\text{C-y}})_{0-4}\text{-R}_{\text{C-aryl}}\text{-R}_{\text{C-aryl}}$ where $\text{R}_{\text{C-aryl}}$, $\text{R}_{\text{C-x}}$ and $\text{R}_{\text{C-y}}$ are as defined above,

(VI) $-(\text{CR}_{\text{C-x}}\text{R}_{\text{C-y}})_{0-4}\text{-R}_{\text{C-aryl}}\text{-R}_{\text{C-heteroaryl}}$ where $\text{R}_{\text{C-aryl}}$, $\text{R}_{\text{C-heteroaryl}}$, $\text{R}_{\text{C-x}}$ and $\text{R}_{\text{C-y}}$ are as defined above,

5 (VII) $-(\text{CR}_{\text{C-x}}\text{R}_{\text{C-y}})_{0-4}\text{-R}_{\text{C-heteroaryl}}\text{-R}_{\text{C-aryl}}$ where $\text{R}_{\text{C-heteroaryl}}$, $\text{R}_{\text{C-aryl}}$, $\text{R}_{\text{C-x}}$ and $\text{R}_{\text{C-y}}$ are as defined above,

(VIII) $-(\text{CR}_{\text{C-x}}\text{R}_{\text{C-y}})_{0-4}\text{-R}_{\text{C-heteroaryl}}\text{-R}_{\text{C-heteroaryl}}$ where $\text{R}_{\text{C-heteroaryl}}$, $\text{R}_{\text{C-x}}$ and $\text{R}_{\text{C-y}}$ are as defined above,

(IX) $-(\text{CR}_{\text{C-x}}\text{R}_{\text{C-y}})_{0-4}\text{-R}_{\text{C-aryl}}\text{-R}_{\text{C-heterocycle}}$ where $\text{R}_{\text{C-aryl}}$, $\text{R}_{\text{C-x}}$ and $\text{R}_{\text{C-y}}$ are as defined above, and $\text{R}_{\text{C-heterocycle}}$ is the same as $\text{R}_{\text{N-heterocycle}}$,

(X) $-(\text{CR}_{\text{C-x}}\text{R}_{\text{C-y}})_{0-4}\text{-R}_{\text{C-heteroaryl}}\text{-R}_{\text{C-heterocycle}}$ where $\text{R}_{\text{C-heteroaryl}}$, $\text{R}_{\text{C-heterocycle}}$, $\text{R}_{\text{C-x}}$ and $\text{R}_{\text{C-y}}$ are as defined above,

(XI) $-(\text{CR}_{\text{C-x}}\text{R}_{\text{C-y}})_{0-4}\text{-R}_{\text{C-heterocycle}}\text{-R}_{\text{C-aryl}}$ where $\text{R}_{\text{C-heterocycle}}$, $\text{R}_{\text{C-aryl}}$, $\text{R}_{\text{C-x}}$ and $\text{R}_{\text{C-y}}$ are as defined above,

15 (XII) $-(\text{CR}_{\text{C-x}}\text{R}_{\text{C-y}})_{0-4}\text{-R}_{\text{C-heterocycle}}\text{-R}_{\text{C-heteroaryl}}$ where $\text{R}_{\text{C-heterocycle}}$, $\text{R}_{\text{C-heteroaryl}}$, $\text{R}_{\text{C-x}}$ and $\text{R}_{\text{C-y}}$ are as defined above,

(XIII) $-(\text{CR}_{\text{C-x}}\text{R}_{\text{C-y}})_{0-4}\text{-R}_{\text{C-heterocycle}}\text{-R}_{\text{C-heterocycle}}$ where $\text{R}_{\text{C-heterocycle}}$, $\text{R}_{\text{C-x}}$ and $\text{R}_{\text{C-y}}$ are as defined above,

(XIV) $-(\text{CR}_{\text{C-x}}\text{R}_{\text{C-y}})_{0-4}\text{-R}_{\text{C-heterocycle}}$ where $\text{R}_{\text{C-heterocycle}}$, $\text{R}_{\text{C-x}}$ and $\text{R}_{\text{C-y}}$ are as defined above,

(XV) -cyclopentyl, -cyclohexyl, or -cycloheptyl ring fused to $\text{R}_{\text{C-aryl}}$ or $\text{R}_{\text{C-heteroaryl}}$ or $\text{R}_{\text{C-heterocycle}}$ where $\text{R}_{\text{C-aryl}}$ or $\text{R}_{\text{C-heteroaryl}}$ or $\text{R}_{\text{C-heterocycle}}$ are as defined above where one carbon of cyclopentyl, cyclohexyl, or -cycloheptyl is optionally replaced with NH, $\text{NR}_{\text{N-5}}$, O, S(=O)_{0-2} , and where cyclopentyl, cyclohexyl, or -cycloheptyl can be optionally substituted with one or two $\text{-C}_1\text{-C}_3$ alkyl, -F, -OH, -SH, $\text{-C}\equiv\text{N}$, -CF_3 , $\text{C}_1\text{-C}_6$ alkoxy, =O, or $\text{-NR}_{1-a}\text{R}_{1-b}$ where R_{1-a} and R_{1-b} are as defined above,

(XVI) $-\text{[C(R}_{\text{C-1}}\text{)(R}_{\text{C-2}}\text{)]}_{1-3}\text{-CO-N(R}_{\text{C-3}}\text{)}_2$ where $\text{R}_{\text{C-1}}$ and $\text{R}_{\text{C-2}}$ are the same or different and are selected from the group consisting of:

30 (A) -H,

(B) $\text{-C}_1\text{-C}_6$ alkyl, optionally substituted with one, two or three substituents selected from the group consisting of $\text{C}_1\text{-C}_3$ alkyl, -F, -Cl, -Br, -I, -OH,

-SH, -C≡N, -CF₃, C₁-C₆ alkoxy, -O-phenyl, and -NR_{1-a}R_{1-b} where R_{1-a} and R_{1-b} are as defined above,

(C) C₂-C₆ alkenyl with one or two double bonds, optionally substituted with one, two or three substituents selected from the group consisting of
 5 C₁-C₃ alkyl, -F, -Cl, -Br, -I, -OH, -SH, -C≡N, -CF₃, C₁-C₆ alkoxy, -O-phenyl, and -NR_{1-a}R_{1-b} where R_{1-a} and R_{1-b} are as defined above,

(C) -(CH₂)₀₋₄-C₃-C₇ cycloalkyl, optionally substituted with one, two or three substituents selected from the group consisting of C₁-C₃ alkyl, -F, -Cl, -Br, -I, -OH, -SH, -C≡N, -CF₃, C₁-C₆ alkoxy, -O-phenyl, and -NR_{1-a}R_{1-b} where
 10 R_{1-a} and R_{1-b} are as defined above,

(D) -(C₁-C₄ alkyl)-R_{C'-aryl} where R_{C'-aryl} is as defined for R_{1-aryl},

(E) -(C₁-C₄ alkyl)-R_{C-heteroaryl} where R_{C-heteroaryl} is as defined
 above,

(F) -(C₁-C₄ alkyl)-R_{C-heterocycle} where R_{C-heterocycle} is as defined
 15 above,

(G) -R_{C-heteroaryl} where R_{C-heteroaryl} is as defined above,

(H) -R_{C-heterocycle} where R_{C-heterocycle} is as defined above, and

(I) -R_{C'-aryl} where R_{C'-aryl} is as defined above,

20 and where R_{C-3} is the same or different and is:

(A) -H,

(B) -C₁-C₆ alkyl optionally substituted with one, two or three substituents selected from the group consisting of C₁-C₃ alkyl, -F, -Cl, -Br, -I, -OH, -SH, -C≡N, -CF₃, C₁-C₆ alkoxy, -O-phenyl, and -NR_{1-a}R_{1-b} where R_{1-a} and R_{1-b} are as
 25 defined above,

(C) -(CH₂)₀₋₄-C₃-C₇ cycloalkyl,

(D) -(C₁-C₄ alkyl)-R_{C'-aryl} where R_{C'-aryl} is as defined above,

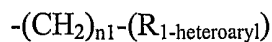
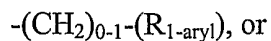
(E) -(C₁-C₄ alkyl)-R_{C-heteroaryl} where R_{C-heteroaryl} is as defined
 above, or

(F) -(C₁-C₄ alkyl)-R_{C-heterocycle} where R_{C-heterocycle} is as defined
 30 above; or

pharmaceutically acceptable salts thereof.

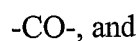
2. A substituted amine according to claim 1

where R_1 is:



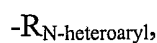
5 where R_N is:

$R_{N-1}-X_N-$ where X_N is selected from the group consisting of:

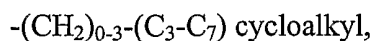


where R_{N-1} is selected from the group consisting of:

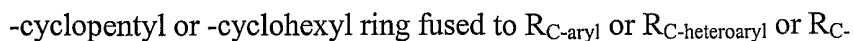
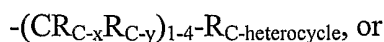
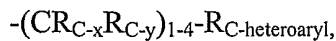
10 $-R_{N-aryl}$, and



where R_C is:



15 $-(CR_{C-x}R_{C-y})_{1-4}-R_{C-aryl}$,

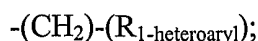
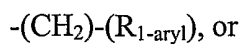


heterocycle.

20

3. A substituted amine according to claim 2

where R_1 is:



25 where R_2 is -H;

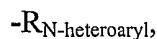
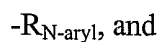
where R_3 is -H;

where R_N is:

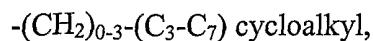
$R_{N-1}-X_N-$ where X_N is:



30 where R_{N-1} is selected from the group consisting of:



where R_C is:



$-(\text{CR}_{\text{C-x}}\text{R}_{\text{C-y}})_{1-4}\text{-R}_{\text{C-aryl}}$,
 $-(\text{CR}_{\text{C-x}}\text{R}_{\text{C-y}})_{1-4}\text{-R}_{\text{C-heteroaryl}}$,
 $-(\text{CR}_{\text{C-x}}\text{R}_{\text{C-y}})_{1-4}\text{-R}_{\text{C-heterocycle}}$, or
 -cyclopentyl or -cyclohexyl ring fused to a $\text{R}_{\text{C-aryl}}$ or $\text{R}_{\text{C-heteroaryl}}$ or $\text{R}_{\text{C-}}$
 5 heterocycle.

4. A substituted amine according to claim 3 where R_{C} is:

$-(\text{CR}_{\text{C-x}}\text{R}_{\text{C-y}})_{1-4}\text{-R}_{\text{C-aryl}}$,
 $-(\text{CR}_{\text{C-x}}\text{R}_{\text{C-y}})_{1-4}\text{-R}_{\text{C-heteroaryl}}$, or
 10 -cyclopentyl or -cyclohexyl ring fused to a $\text{R}_{\text{C-aryl}}$ or $\text{R}_{\text{C-heteroaryl}}$ or $\text{R}_{\text{C-}}$
 heterocycle.

5. A substituted amine according to claim 1 where R_1 is

$-(\text{CH}_2)\text{-(R}_{1\text{-aryl}})$ where $\text{R}_{1\text{-aryl}}$ is phenyl.
 15

6. A substituted amine according to claim 1 where R_1 is

$-(\text{CH}_2)\text{-(R}_{1\text{-aryl}})$ where $\text{R}_{1\text{-aryl}}$ is phenyl substituted with two -F.

7. A substituted amine according to claim 6 where the -F substitution is 3,5-

20 difluorobenzyl.

8. A substituted amine according to claim 1 where R_2 is -H.

9. A substituted amine according to claim 1 where R_3 is -H.

25

10. A substituted amine according to claim 1 where R_{N} is

$\text{R}_{\text{N-1}}\text{-X}_{\text{N}}$ where X_{N} is -CO-, where $\text{R}_{\text{N-1}}$ is $\text{R}_{\text{N-aryl}}$ where $\text{R}_{\text{N-aryl}}$ is phenyl
 substituted with one -CO-N $\text{R}_{\text{N-2}}\text{R}_{\text{N-3}}$ where the substitution on phenyl is 1,3-.

30 11. A substituted amine according to claim 10 where $\text{R}_{\text{N-2}}$ and $\text{R}_{\text{N-3}}$ are the same and
 are C_3 alkyl.

12. A substituted amine according to claim 1 where R_{N} is

$R_{N-1}-X_N-$ where X_N is -CO-, where R_{N-1} is R_{N-aryl} where R_{N-aryl} is phenyl substituted with one C_1 alkyl and with one -CO-NR_{N-2}R_{N-3} where the substitution on the phenyl is 1,3,5-.

5 13. A substituted amine according to claim 12 where R_{N-2} and R_{N-3} are the same and are C_3 alkyl.

14. A substituted amine according to claim 1 where R_N is
 $R_{N-1}-X_N-$ where X_N is -CO-, where R_{N-1} is $R_{N-heteroaryl}$ where $R_{N-heteroaryl}$ is
 10 substituted with one -CO-NR_{N-2}R_{N-3}.

15. A substituted amine according to claim 14 where R_{N-2} and R_{N-3} are the same and are - C_3 alkyl.

15 16. A substituted amine according to claim 1 where R_C is:
 $-(CR_{C-x}R_{C-y})_{1-4}-R_{C-aryl}$ where R_{C-aryl} is phenyl,
 $-(CR_{C-x}R_{C-y})_{1-4}-R_{C-heteroaryl}$, or
 $-\text{cyclopentyl}$ or $-\text{cyclohexyl}$ ring fused to a R_{C-aryl} or $R_{C-heteroaryl}$ or R_C -
 heterocycle.

20 17. A substituted amine according to claim 16 where R_C is: $-(CR_{C-x}R_{C-y})_{1-4}-R_{C-aryl}$ where R_{C-aryl} is phenyl.

18. A substituted amine according to claim 17 where phenyl is substituted in the 3-
 25 position or 3,5-positions.

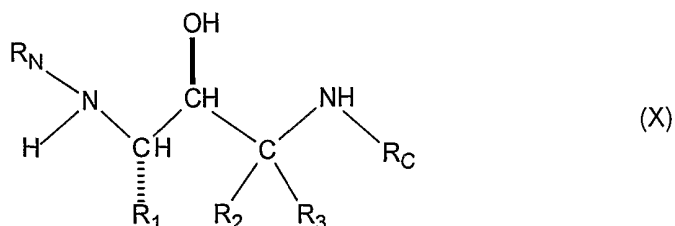
19. A substituted amine according to claim 16 where R_C is:
 $-(CH_2)-R_{C-heteroaryl}$.

30 20. A substituted amine according to claim 16 where R_C is:
 $-(CH_2)-R_{C-heterocycle}$.

21. A substituted amine according to claim 16 where R_C is:
 $-\text{cyclohexyl}$ ring fused to a phenyl ring.

22. A substituted amine according to claim 1 where the pharmaceutically acceptable salt is selected from the group consisting of salts of the following acids acetic, aspartic, benzenesulfonic, benzoic, bicarbonic, bisulfuric, bitartaric, butyric, calcium edetate, camrylic, carbonic, chlorobenzoic, citric, edetic, edisyllic, estolic, esyl, 5 esylic, formic, fumaric, gluceptic, gluconic, glutamic, glycolylarsanilic, hexamic, hexylresorcinoic, hydrabamic, hydrobromic, hydrochloric, hydroiodic, hydroxynaphthoic, isethionic, lactic, lactobionic, maleic, malic, malonic, mandelic, methanesulfonic, methylnitric, methylsulfuric, mucic, muconic, napsylic, nitric, 10 oxalic, p-nitromethanesulfonic, pamoic, pantothenic, phosphoric, monohydrogen phosphoric, dihydrogen phosphoric, phthalic, polygalactouronic, propionic, salicylic, stearic, succinic, sulfamic, sulfanilic, sulfonic, sulfuric, tannic, tartaric, teoclic and toluenesulfonic.
- 15 23. A substituted amine according to claim 1 which is selected from the group consisting of:
- N¹-[(1S,2S)-1-(3,5-difluorobenzyl)-3-(hexylamino)-2-hydroxypropyl]-N³,N³-dipropylisophthalamide,
- N¹-[(1S,2S)-3-(benzylamino)-1-(3,5-difluorobenzyl)-2-hydroxypropyl]-5- 20 methyl-N³,N³-dipropylisophthalamide,
- N¹-{(1S,2S)-1-(3,5-difluorobenzyl)-2-hydroxy-3-[(3-methoxybenzyl)amino]propyl}-5-methyl-N³,N³-dipropylisophthalamide, and
- N¹-(1S,2S)-1-(3,5-difluorobenzyl)-2-hydroxy-3-[(1S)-2-(isobutylamino)-1-methyl-2-oxoethyl]amino}propyl)- N³,N³-dipropylisophthalamide.
- 25
24. A method of treating a patient who has, or in preventing a patient from getting, a disease or condition selected from the group consisting of Alzheimer's disease, for helping prevent or delay the onset of Alzheimer's disease, for treating patients with mild cognitive impairment (MCI) and preventing or delaying the onset of 30 Alzheimer's disease in those who would progress from MCI to AD, for treating Down's syndrome, for treating humans who have Hereditary Cerebral Hemorrhage with Amyloidosis of the Dutch-Type, for treating cerebral amyloid angiopathy and preventing its potential consequences, i.e. single and recurrent lobar hemorrhages,

for treating other degenerative dementias, including dementias of mixed vascular and degenerative origin, dementia associated with Parkinson's disease, dementia associated with progressive supranuclear palsy, dementia associated with cortical basal degeneration, diffuse Lewy body type of Alzheimer's disease and who is in
5 need of such treatment which comprises administration of a therapeutically effective amount of a compound selected from the group consisting of a substituted amine of formula (X)



10 where R_1 , R_2 , R_3 , R_N and R_C are as defined in claim 1,
and pharmaceutically acceptable salts thereof.

25. A method of treatment according to claim 24 where the disease is Alzheimer's disease.

15

26. A method of treatment according to claim 24 where the method is helping prevent or delay the onset of Alzheimer's disease.

27. A method of treatment according to claim 24 where the disease is mild
20 cognitive impairment.

28. A method of treatment according to claim 24 where the disease is Down's syndrome.

25 29. A method of treatment according to claim 24 where the disease is Hereditary Cerebral Hemorrhage with Amyloidosis of the Dutch-Type.

30. A method of treatment according to claim 24 where the disease is cerebral amyloid angiopathy.

30

31. A method of treatment according to claim 24 where the disease is degenerative dementias.
32. A method of treatment according to claim 24 where the disease is diffuse Lewy
5 body type of Alzheimer's disease.
33. A method of treatment according to claim 24 where the method is treating an existing disease.
- 10 34. A method of treatment according to claim 24 where the method is preventing a disease from developing.
35. A method of treatment according to claim 24 where the therapeutically effective amount for oral administration is from about 0.1 mg/day to about 1,000 mg/day; for
15 parenteral, sublingual, intranasal, intrathecal administration is from about 0.5 to about 100 mg/day; for depo administration and implants is from about 0.5 mg/day to about 50 mg/day; for topical administration is from about 0.5 mg/day to about 200 mg/day; for rectal administration is from about 0.5 mg to about 500 mg.
- 20 36. A method of treatment according to claim 35 where the therapeutically effective amount is for oral administration is from about 1 mg/day to about 100 mg/day and for parenteral administration is from about 5 to about 50 mg daily.
37. A method of treatment according to claim 36 where the therapeutically effective
25 amount for oral administration is from about 5 mg/day to about 50 mg/day.
38. A method of treating a patient who has, or in preventing a patient from getting, a disease or condition selected from the group consisting of Alzheimer's disease, for helping prevent or delay the onset of Alzheimer's disease, for treating
30 patients with mild cognitive impairment (MCI) and preventing or delaying the onset of Alzheimer's disease in those who would progress from MCI to AD, for treating Down's syndrome, for treating humans who have Hereditary Cerebral Hemorrhage with Amyloidosis of the Dutch-Type, for treating cerebral amyloid angiopathy and preventing its potential consequences, i.e. single and recurrent lobar hemorrhages,

for treating other degenerative dementias, including dementias of mixed vascular and degenerative origin, dementia associated with Parkinson's disease, dementia associated with progressive supranuclear palsy, dementia associated with cortical basal degeneration, diffuse Lewy body type of Alzheimer's disease and who is in
 5 need of such treatment which comprises administration of a therapeutically effective amount of a compound selected from the group consisting of:

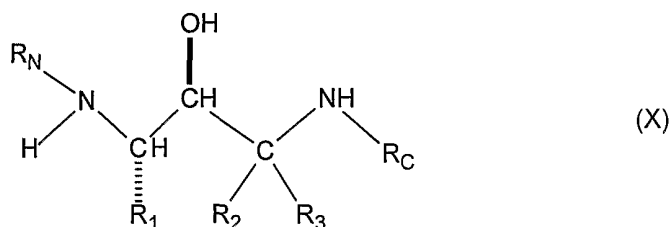
N^1 -[(1S,2S)-1-(3,5-difluorobenzyl)-3-(hexylamino)-2-hydroxypropyl]-
 N^3,N^3 -dipropylisophthalamide,

N^1 -[(1S,2S)-3-(benzylamino)-1-(3,5-difluorobenzyl)-2-hydroxypropyl]-5-
 10 methyl- N^3,N^3 -dipropylisophthalamide,

N^1 -{(1S,2S)-1-(3,5-difluorobenzyl)-2-hydroxy-3-[(3-
 methoxybenzyl)amino]propyl}-5-methyl- N^3,N^3 -dipropylisophthalamide, and

N^1 -(1S,2S)-1-(3,5-difluorobenzyl)-2-hydroxy-3-[(1S)-2-(isobutylamino)-1-
 methyl-2-oxoethyl]amino}propyl)- N^3,N^3 -dipropylisophthalamide; and
 15 a pharmaceutically acceptable salt thereof.

39. A pharmaceutical composition which comprises a substituted amine of formula
 (X)

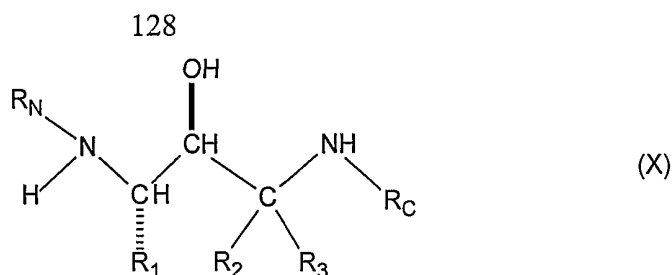


20

where R_1 , R_2 , R_3 , R_N and R_C are as defined in claim 1,
 or a pharmaceutically acceptable salt thereof, and a pharmaceutically acceptable
 diluent or carrier.

25

40. A method for inhibiting beta-secretase activity, comprising exposing said beta-
 secretase to an effective inhibitory amount of a compound of formula (X)



where R_1 , R_2 , R_3 , R_N and R_C are as defined in claim 1,
or a pharmaceutically acceptable salt thereof.

5

41. The method of claim 40, wherein said beta-secretase is exposed to said compound *in vitro*.

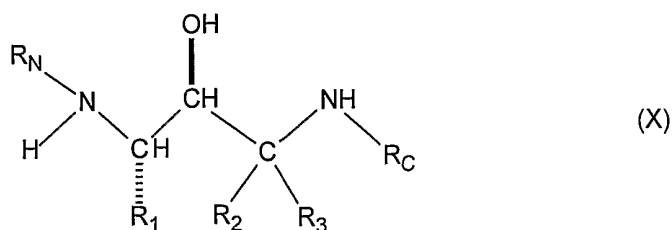
42. The method of claim 40, wherein said beta-secretase is exposed to said
10 compound in a cell.

43. The method of claim 42, wherein said cell is in an animal.

44. The method of claim 43, wherein said animal is a human.

15

45. A method for inhibiting cleavage of amyloid precursor protein (APP), in a reaction mixture, at a site between Met596 and Asp597, numbered for the APP-695 amino acid isotype; or at a corresponding site of an isotype or mutant thereof, comprising exposing said reaction mixture to an effective inhibitory amount of a
20 compound of formula (X)



where R_1 , R_2 , R_3 , R_N and R_C are as defined in claim 1,
or a pharmaceutically acceptable salt thereof.

25

46. The method of claim 45, wherein said cleavage site is between Met652 and Asp653, numbered for the APP-751 isotype; between Met 671 and Asp 672, numbered for the APP-770 isotype; between Leu596 and Asp597 of the APP-695 Swedish Mutation; between Leu652 and Asp653 of the APP-751 Swedish
5 Mutation; or between Leu671 and Asp672 of the APP-770 Swedish Mutation.

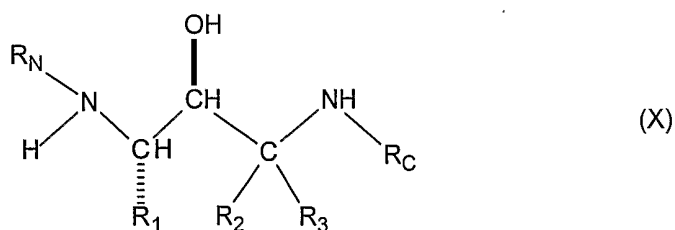
47. The method of claim 45, wherein said reaction mixture is exposed *in vitro*.

48. The method of claim 47, wherein said reaction mixture is exposed in a cell.

10

49. The method of claim 48, wherein said cell is a human cell.

50. A method for inhibiting production of amyloid beta peptide (A beta) in a cell, comprising administering to said cell an effective inhibitory amount of a compound
15 of formula (X)



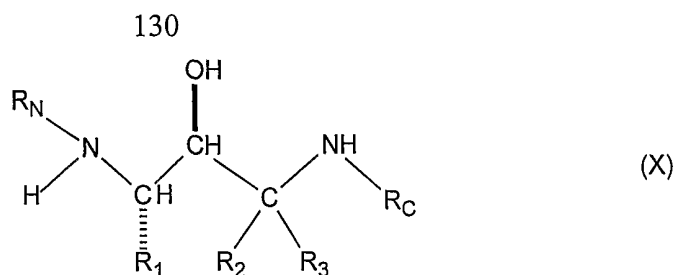
where R_1 , R_2 , R_3 , R_N and R_C are as defined in claim 1,
or a pharmaceutically acceptable salt thereof.

20

51. The method of claim 50, wherein said administering is to an animal.

52. The method of claim 51, wherein said administering is to a human.

25 53. A method for inhibiting the production of beta-amyloid plaque in an animal, comprising administering to said animal an effective inhibitory amount of a compound of formula (X)



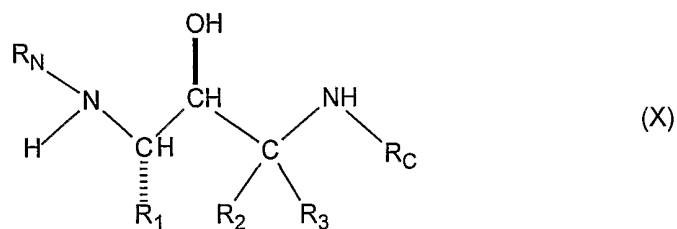
where R_1 , R_2 , R_3 , R_N and R_C are as defined in claim 1,
or a pharmaceutically acceptable salt thereof.

5

54. The method of claim 53, wherein said animal is a human.

55. A method for treating or preventing a disease characterized by beta-amyloid
deposits in the brain comprising administering to a patient an effective therapeutic
amount of a compound of formula (X)

10



where R_1 , R_2 , R_3 , R_N and R_C are as defined in claim 1,
or a pharmaceutically acceptable salt thereof.

15

56. The method of claim 55, wherein said therapeutic amount is in the range of
from about 0.1 to about 1000 mg/day.

57. The method of claim 55, wherein said thereapeutic amount is in the range of
from about 15 to about 1500 mg/day.

20

58. The method of claim 57, wherein said thereapeutic amount is in the range of
from about 1 to about 100 mg/day.

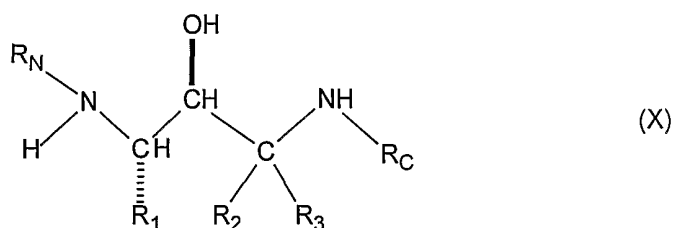
59. The method of claim 58, wherein said thereapeutic amount is in the range of
from about 5 to about 50 mg/day.

25

60. The method of claim 55, wherein said disease is Alzheimer's disease.

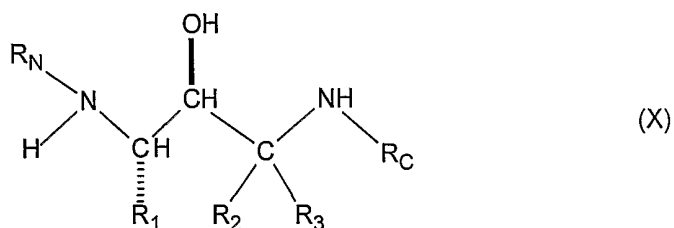
61. The method of claim 55, wherein said disease is Mild Cognitive Impairment,
5 Down's Syndrome, or Hereditary Cerebral Hemorrhage with Amyloidosis of the Dutch Type.

62. A composition comprising beta-secretase complexed with a compound of formula (X)



where R₁, R₂, R₃, R_N and R_C are as defined in claim 1,
or a pharmaceutically acceptable salt thereof.

15 63. A method for producing a beta-secretase complex comprising: exposing beta-secretase, in a reaction mixture under conditions suitable for the production of said complex, to a compound of formula (X)

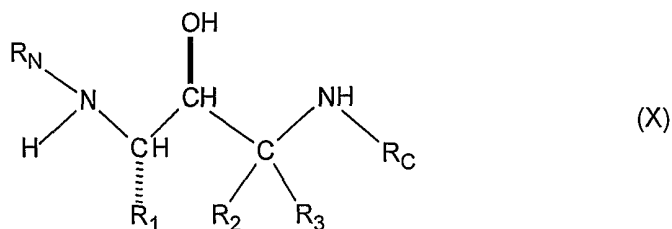


where R₁, R₂, R₃, R_N and R_C are as defined in claim 1,
or a pharmaceutically acceptable salt thereof.

64. The method of claim 63, where said exposing is *in vitro*.

25 65. The method of claim 63, wherein said reaction mixture is a cell.

66. A kit comprising component parts capable of being assembled, wherein at least one component part comprises, enclosed in a container, a compound of formula (X)

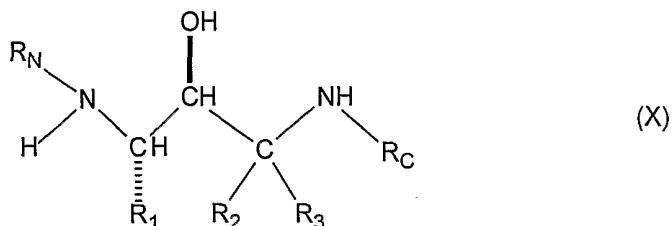


5 where R_1 , R_2 , R_3 , R_N and R_C are as defined in claim 1,
or a pharmaceutically acceptable salt thereof.

67. The kit of claim 66, wherein said compound is lyophilized and at least one further component part comprises a diluent.

10

68. A kit comprising a plurality of containers, each container comprising one or more unit dose of a compound of formula (X)



15 where R_1 , R_2 , R_3 , R_N and R_C are as defined in claim 1,
or a pharmaceutically acceptable salt thereof.

69. The kit of claim 68, wherein each container is adapted for oral delivery and comprises a tablet, gel, or capsule.

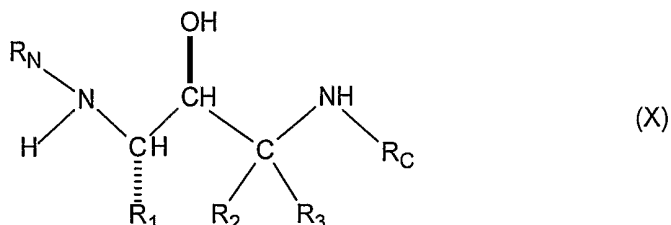
20

70. The kit of claim 69, wherein each container is adapted for parenteral delivery and comprises a depot product, syringe, ampoule, or vial.

71. The kit of claim 69, wherein each container is adapted for topical delivery and
25 comprises a patch, medipad, ointment, or cream.

72. A kit comprising one or more therapeutic agent selected from the group consisting of an antioxidant, an anti-inflammatory, a gamma secretase inhibitor, a neurotrophic agent, an acetylcholinesterase inhibitor, a statin, an A beta peptide, and an anti-A beta antibody; and

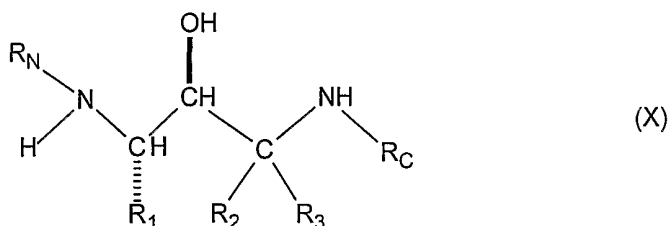
5 a compound of formula (X)



where R_1 , R_2 , R_3 , R_N and R_C are as defined in claim 1,
or a pharmaceutically acceptable salt thereof.

10

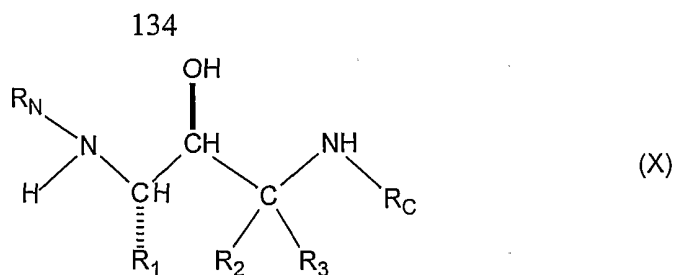
73. A composition comprising an inert diluent or edible carrier; and
a compound of formula (X)



15 where R_1 , R_2 , R_3 , R_N and R_C are as defined in claim 1,
or a pharmaceutically acceptable salt thereof.

74. The composition of claim 73, wherein said carrier is an oil.

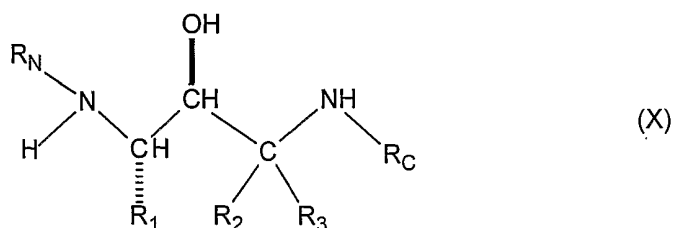
20 75. A composition comprising a binder, excipient, disintegrating agent, lubricant, or
gildant; and
a compound of formula (X)



where R_1 , R_2 , R_3 , R_N and R_C are as defined in claim 1,
or a pharmaceutically acceptable salt thereof..

5

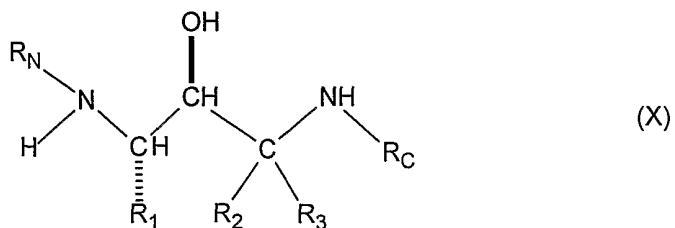
76. A composition comprising a compound of formula (X)



where R_1 , R_2 , R_3 , R_N and R_C are as defined in claim 1,
or a pharmaceutically acceptable salt thereof,
and where the compound is disposed in a cream, ointment, or patch.

10

77. Use of a substituted amine of formula (X)



15

where R_1 , R_2 , R_3 , R_N and R_C are as defined in claim 1;
and pharmaceutically acceptable salts thereof for the manufacture of a medicament
for use in treating a patient who has, or in preventing a patient from getting, a
disease or condition selected from the group consisting of Alzheimer's disease, for
helping prevent or delay the onset of Alzheimer's disease, for treating patients with
mild cognitive impairment (MCI) and preventing or delaying the onset of
Alzheimer's disease in those who would progress from MCI to AD, for treating

20

Down's syndrome, for treating humans who have Hereditary Cerebral Hemorrhage with Amyloidosis of the Dutch-Type, for treating cerebral amyloid angiopathy and preventing its potential consequences, i.e. single and recurrent lobar hemorrhages, for treating other degenerative dementias, including dementias of mixed vascular and degenerative origin, dementia associated with Parkinson's disease, dementia

5 and degenerative origin, dementia associated with Parkinson's disease, dementia associated with progressive supranuclear palsy, dementia associated with cortical basal degeneration, diffuse Lewy body type of Alzheimer's disease.

78. Use of a substituted amine according to claim 77 where the disease is

10 Alzheimer's disease.

79. Use of a substituted amine according to claim 77 where the method is helping prevent or delay the onset of Alzheimer's disease,

80. Use of a substituted amine according to claim 77 where the disease is mild

15 cognitive impairment.

81. Use of a substituted amine according to claim 77 where the disease is Down's

20 syndrome.

82. Use of a substituted amine according to claim 77 where the disease is Hereditary Cerebral Hemorrhage with Amyloidosis of the Dutch-Type.

83. Use of a substituted amine according to claim 77 where the disease is cerebral

25 amyloid angiopathy.

84. Use of a substituted amine according to claim 77 where the disease is degenerative dementias.

85. Use of a substituted amine according to claim 77 where the disease is diffuse

30 Lewy body type of Alzheimer's disease.