

(12) STANDARD PATENT
(19) AUSTRALIAN PATENT OFFICE

(11) Application No. **AU 2006243859 B8**

- (54) Title
**Crystalline form of
1-chloro-4-(ss-D-glucopyranos-1-yl)-2-[4-((s)-tetrahydrofuran-3-yloxy)-benzyl]-benzene,
a method for its preparation and the use thereof for preparing medicaments**
- (51) International Patent Classification(s)
C07D 309/10 (2006.01) **A61K 31/351** (2006.01)
- (21) Application No: **2006243859** (22) Date of Filing: **2006.05.02**
- (87) WIPO No: **WO06/117359**
- (30) Priority Data
- | | | |
|-------------------|-------------------|--------------|
| (31) Number | (32) Date | (33) Country |
| 05018012.4 | 2005.08.19 | EP |
| 05009669.2 | 2005.05.03 | EP |
- (43) Publication Date: **2006.11.09**
(44) Accepted Journal Date: **2011.09.29**
(48) Corrigenda Journal Date: **2011.11.10**
- (71) Applicant(s)
Boehringer Ingelheim International GmbH
- (72) Inventor(s)
**Schuehle, Martin;Eckhardt, Matthias;Martin, Hans-Jurgen;Schmid,
Sandra;Himmelsbach, Frank**
- (74) Agent / Attorney
Davies Collison Cave, 1 Nicholson Street, Melbourne, VIC, 3000
- (56) Related Art
EP 1 385 856 B1

(12) INTERNATIONAL APPLICATION PUBLISHED UNDER THE PATENT COOPERATION TREATY (PCT)

(19) World Intellectual Property Organization
International Bureau



(43) International Publication Date
9 November 2006 (09.11.2006)

PCT

(10) International Publication Number
WO 2006/117359 A1

(51) International Patent Classification:
C07D 309/10 (2006.01) *A61K 31/351* (2006.01)

Oberhöfen (DE). **MARTIN, Hans-Jürgen** [DE/DE];
Königsbergallee 5, 88400 Biberach (DE).

(21) International Application Number:
PCT/EP2006/061956

(74) Agents: **HAMMANN, Heinz** et al.; Binger Str. 173,
55216 Ingelheim am Rhein (DE).

(22) International Filing Date: 2 May 2006 (02.05.2006)

(81) Designated States (unless otherwise indicated, for every
kind of national protection available): AE, AG, AL, AM,
AT, AU, AZ, BA, BB, BG, BR, BW, BY, BZ, CA, CH, CN,
CO, CR, CU, CZ, DE, DK, DM, DZ, EC, EE, EG, ES, FI,
GB, GD, GE, GH, GM, HR, HU, ID, IL, IN, IS, JP, KE,
KG, KM, KN, KP, KR, KZ, LC, LK, LR, LS, LT, LU, LV,
LY, MA, MD, MG, MK, MN, MW, MX, MZ, NA, NG, NI,
NO, NZ, OM, PG, PH, PL, PT, RO, RU, SC, SD, SE, SG,
SK, SL, SM, SY, TJ, TM, TN, TR, TT, TZ, UA, UG, US,
UZ, VC, VN, YU, ZA, ZM, ZW.

(25) Filing Language: English

(26) Publication Language: English

(30) Priority Data:
05009669.2 3 May 2005 (03.05.2005) EP
05018012.4 19 August 2005 (19.08.2005) EP

(71) Applicant (for all designated States except DE, US):
**BOEHRINGER INGELHEIM INTERNATIONAL
GMBH** [DE/DE]; Binger Str. 173, 55216 Ingelheim am
Rhein (DE).

(84) Designated States (unless otherwise indicated, for every
kind of regional protection available): ARIPO (BW, GH,
GM, KE, LS, MW, MZ, NA, SD, SL, SZ, TZ, UG, ZM,
ZW), Eurasian (AM, AZ, BY, KG, KZ, MD, RU, TJ, TM),
European (AT, BE, BG, CH, CY, CZ, DE, DK, EE, ES, FI,
FR, GB, GR, HU, IE, IS, IT, LT, LU, LV, MC, NL, PL, PT,
RO, SE, SI, SK, TR), OAPI (BF, BJ, CF, CG, CI, CM, GA,
GN, GQ, GW, ML, MR, NE, SN, TD, TG).

(71) Applicant (for DE only): **BOEHRINGER INGELHEIM
PHARMA GMBH & CO. KG** [DE/DE]; Binger Str. 173,
55216 Ingelheim am Rhein (DE).

(72) Inventors; and

(75) Inventors/Applicants (for US only): **ECKHARDT,
Matthias** [DE/DE]; Kirschenweg 7, 88400 Biberach (DE).
HIMMELSBACH, Frank [DE/DE]; Ahornweg 16,
88441 Mittelbiberach (DE). **SCHMID, Sandra** [DE/DE];
Eschstr.5, 88410 Bad Wurzach (DE). **SCHUEHLE,
Martin** [DE/DE]; Sebastian Sailer Strasse 38, 88447

Published:

— with international search report

For two-letter codes and other abbreviations, refer to the "Guid-
ance Notes on Codes and Abbreviations" appearing at the begin-
ning of each regular issue of the PCT Gazette.

(54) Title: CRYSTALLINE FORM OF 1-CHLORO-4-(8-D-GLUCOPYRANOS-1-YL)-2-[4-((S)-TETRAHYDROFU-
RAN-3-YLOXY)-BENZYL]-BENZENE, A METHOD FOR ITS PREPARATION AND THE USE THEREOF FOR PREPARING
MEDICAMENTS

(57) Abstract: The invention relates to a crystalline form of 1-chloro-4-(β -D-glucopyranos-1-yl)-2-[4-((S)-tetrahydrofu-
ran-3-yloxy)-benzyl]-benzene, to a method for the preparation thereof, as well as to the use thereof for preparing medicaments.

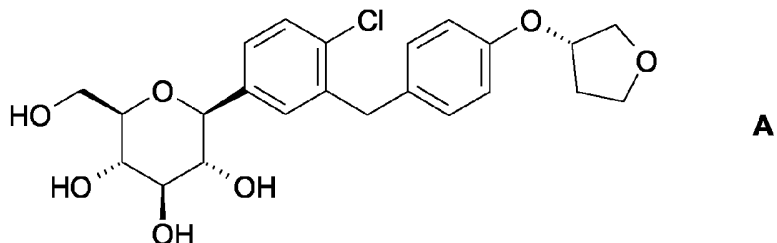
WO 2006/117359 A1

Crystalline form of 1-chloro-4-(β -D-glucopyranos-1-yl)-2-[4-((S)-tetrahydrofuran-3-yloxy)-benzyl]-benzene, a method for its preparation and the use thereof for preparing medicaments

- 5 The invention relates to a crystalline form of 1-chloro-4-(β -D-glucopyranos-1-yl)-2-[4-((S)-tetrahydrofuran-3-yloxy)-benzyl]-benzene, to a method for the preparation thereof, as well as to the use thereof for preparing medicaments.

Background of the invention

- 10 The compound 1-chloro-4-(β -D-glucopyranos-1-yl)-2-[4-((S)-tetrahydrofuran-3-yloxy)-benzyl]-benzene (in the following referred to it as "compound A") is described in the international patent application WO 2005/092877 and has the chemical structure according to formula A



- The compounds described therein have a valuable inhibitory effect on the sodium-dependent glucose cotransporter SGLT, particularly SGLT2. The method of manufacture of the compound A as described therein does not yield a crystalline form.
- 20

- A certain pharmaceutical activity is of course the basic prerequisite to be fulfilled by a pharmaceutically active agent before same is approved as a medicament on the market. However, there are a variety of additional requirements a pharmaceutically active agent has to comply with. These requirements are based on various parameters which are connected with the nature of the active substance itself. Without being restrictive, examples of these parameters are the stability of the active agent under various environmental conditions, its stability during production of the
- 25

- pharmaceutical formulation and the stability of the active agent in the final medicament compositions. The pharmaceutically active substance used for preparing the pharmaceutical compositions should be as pure as possible and its stability in long-term storage must be guaranteed under various environmental
- 5 conditions. This is essential to prevent the use of pharmaceutical compositions which contain, in addition to the actual active substance, breakdown products thereof, for example. In such cases the content of active substance in the medicament might be less than that specified.
- 10 Uniform distribution of the medicament in the formulation is a critical factor, particularly when the medicament has to be given in low doses. To ensure uniform distribution, the particle size of the active substance can be reduced to a suitable level, e.g. by grinding. Since breakdown of the pharmaceutically active substance as a side effect of the grinding (or micronising) has to be avoided as far as possible, in
- 15 spite of the hard conditions required during the process, it is essential that the active substance should be highly stable throughout the grinding process. Only if the active substance is sufficiently stable during the grinding process it is possible to produce a homogeneous pharmaceutical formulation which always contains the specified amount of active substance in a reproducible manner.
- 20
- Another problem which may arise in the grinding process for preparing the desired pharmaceutical formulation is the input of energy caused by this process and the stress on the surface of the crystals. This may in certain circumstances lead to polymorphous changes, to amorphization or to a change in the crystal lattice. Since
- 25 the pharmaceutical quality of a pharmaceutical formulation requires that the active substance should always have the same crystalline morphology, the stability and properties of the crystalline active substance are subject to stringent requirements from this point of view as well.
- 30 The stability of a pharmaceutically active substance is also important in pharmaceutical compositions for determining the shelf life of the particular medicament; the shelf life is the length of time during which the medicament can be administered without any risk. High stability of a medicament in the abovementioned

pharmaceutical compositions under various storage conditions is therefore an additional advantage for both the patient and the manufacturer.

The absorption of moisture reduces the content of pharmaceutically active substance as a result of the increased weight caused by the uptake of water. Pharmaceutical compositions with a tendency to absorb moisture have to be protected from moisture during storage, e.g. by the addition of suitable drying agents or by storing the drug in an environment where it is protected from moisture. Preferably, therefore, a pharmaceutically active substance should be only slightly hygroscopic.

Furthermore, the availability of a well-defined crystalline form allows the purification of the drug substance by recrystallization.

Apart from the requirements indicated above, it should be generally borne in mind that any change to the solid state of a pharmaceutical composition which is capable of improving its physical and chemical stability gives a significant advantage over less stable forms of the same medicament.

In various aspects, the present invention advantageously provides a stable crystalline form of the compound A which meets important requirements imposed on pharmaceutically active substances as mentioned above.

In a first aspect the present invention relates to a crystalline form of the compound A.

In a second aspect the present invention relates to the crystalline form of the compound A having an X-ray powder diffraction pattern that comprises peaks at 18.84, 20.36 and 25.21 degrees 2θ (± 0.05 degrees 2θ), wherein said X-ray powder diffraction pattern is made using $\text{CuK}\alpha_1$ radiation.

In a third aspect the present invention relates to the compound A wherein at least 50% of said substance is present in the form of a crystalline form as defined hereinbefore and hereinafter.

In the light of the pharmaceutical efficacy of the compound A a fourth aspect of the present invention relates to a pharmaceutical composition or medicament comprising a crystalline form as defined hereinbefore and hereinafter.

In a fifth aspect the present invention relates to a use of a crystalline form as defined hereinbefore or hereinafter in the preparation of a pharmaceutical composition for the treatment or prevention of a disease or condition which can be influenced by inhibiting sodium-dependent glucose cotransporter SGLT, preferably SGLT2.

In a sixth aspect the present invention relates to a use of a crystalline form as defined hereinbefore or hereinafter in the preparation of a pharmaceutical composition for the treatment or prevention of a metabolic disorder.

In a seventh aspect the present invention relates to a use of a crystalline form as defined hereinbefore or hereinafter in the preparation of a pharmaceutical composition for inhibiting the sodium-dependent glucose cotransporter SGLT2.

In a eighth aspect the present invention relates to a use of a crystalline form as defined hereinbefore or hereinafter in the preparation of a pharmaceutical composition for preventing the degeneration of pancreatic beta cells and/or for improving and/or restoring the functionality of pancreatic beta cells.

In an ninth aspect the present invention relates to a use of a crystalline form as defined hereinbefore and hereinafter for preparing a pharmaceutical composition for preventing, slowing, delaying or treating diseases or conditions attributed to an abnormal accumulation of liver fat in a patient in need thereof.

In an tenth aspect the present invention relates to a method for making the crystalline form as defined hereinbefore and hereinafter, said method comprising the following steps:

- (a) dissolving compound A in a solvent or a mixture of solvents to form a saturated or nearly saturated solution;
- (b) storing preferably with cooling the solution to precipitate the crystalline form and thus to yield a suspension;
- (c) isolating the precipitate from the suspension; and
- (d) drying the precipitate until any excess of said solvent or mixture of solvents has been removed.

In a further aspect the present invention relates to a use of a crystalline form as defined hereinbefore or hereinafter in the preparation of a pharmaceutical composition for the treatment or prevention of diabetes.

In another aspect the present invention relates to a method of treating or preventing a disease or condition which can be influenced by inhibiting the sodium-dependent glucose cotransporter SGLT comprising administering a crystalline form as defined hereinbefore or hereinafter to a patient in need thereof.

In a further aspect the present invention relates to a method of treating or preventing a metabolic disorder comprising administering a crystalline form as defined hereinbefore or hereinafter to a patient in need thereof.

In another aspect the present invention relates to a method of inhibiting the sodium-dependent glucose cotransporter SGLT2 comprising administering a crystalline form as defined hereinbefore or hereinafter to a patient in need thereof.

In a further aspect the present invention relates to a method of preventing the degeneration of pancreatic beta cells and/or for improving and/or restoring the functionality of pancreatic beta cells comprising administering a crystalline form as defined hereinbefore or hereinafter to a patient in need thereof.

In another aspect the present invention relates to a method of treating or preventing diabetes comprising administering a crystalline form as defined hereinbefore or

2006243859 30 Aug 2011

hereinafter to a patient in need thereof.

Further aspects of the present invention become apparent to the one skilled in the art from the following detailed description of the invention and the examples.

Brief Description of the Figures

The Figure 1 shows an X-ray powder diffractogram of the crystalline form.

The Figure 2 shows the thermoanalysis and determination of the melting point via DSC of the crystalline form.

Detailed description of the invention

Surprisingly, it has been found that there exists a crystalline form of the compound A which fulfills important requirements mentioned hereinbefore. Accordingly the present invention relates to a crystalline form of the compound A.

This crystalline form may be identified by means of their characteristic X-ray powder diffraction (XRPD) patterns.

The crystalline form is characterised by an X-ray powder diffraction pattern that comprises peaks at 18.84, 20.36 and 25.21 degrees 2θ (± 0.05 degrees 2θ), wherein said X-ray powder diffraction pattern is made using $\text{CuK}_{\alpha 1}$ radiation.

In particular said X-ray powder diffraction pattern comprises peaks at 14.69, 18.84, 19.16, 19.50, 20.36 and 25.21 degrees 2Θ (± 0.05 degrees 2Θ), wherein said X-ray powder diffraction pattern is made using $\text{CuK}_{\alpha 1}$ radiation.

- 5 More specifically, the crystalline form is characterised by an X-ray powder diffraction pattern, made using $\text{CuK}_{\alpha 1}$ radiation, which comprises peaks at degrees 2Θ (± 0.05 degrees 2Θ) as contained in Table 1.

Table 1: X-ray powder diffraction pattern of the crystalline form (only peaks up to
 10 30° in 2Θ are listed):

2Θ [°]	d-value [Å]	Intensity I/I_0 [%]
4.46	19.80	8
9.83	8.99	4
11.68	7.57	4
13.35	6.63	14
14.69	6.03	42
15.73	5.63	16
16.20	5.47	8
17.95	4.94	30
18.31	4.84	22
18.43	4.81	23
18.84	4.71	100
19.16	4.63	42
19.50	4.55	31
20.36	4.36	74

20.55	4.32	13
21.18	4.19	11
21.46	4.14	13
22.09	4.02	19
22.22	4.00	4
22.71	3.91	28
23.44	3.79	27
23.72	3.75	3
24.09	3.69	3
24.33	3.66	7
24.81	3.59	24
25.21	3.53	46
25.65	3.47	23
26.40	3.37	2
26.85	3.32	8
27.26	3.27	17
27.89	3.20	2
28.24	3.16	3
29.01	3.08	4
29.41	3.03	18

Even more specifically, the crystalline form is characterised by an X-ray powder diffraction pattern, made using $\text{CuK}_{\alpha 1}$ radiation, which comprises peaks at degrees 2Θ (± 0.05 degrees 2Θ) as shown in Figure 1.

Furthermore the crystalline form of compound A is characterised by a melting point of about $149^{\circ}\text{C} \pm 3^{\circ}\text{C}$ (determined via DSC; evaluated as onset-temperature; heating rate 10 K/min). The obtained DSC curve is shown in Figure 2.

- 5 The X-ray powder diffraction patterns are recorded, within the scope of the present invention, using a STOE - STADI P-diffractometer in transmission mode fitted with a location-sensitive detector (OED) and a ~~Cu~~anode as X-ray source ($\text{CuK}\alpha_1$ radiation, $\lambda = 1,54056 \text{ \AA}$, 40kV, 40mA). In the Table 1 above the values " $2\theta [^{\circ}]$ " denote the angle of diffraction in degrees and the values " $d [\text{\AA}]$ " denote the specified distances
10 in \AA between the lattice planes. The intensity shown in the Figure 1 is given in units of cps (counts per second).

In order to allow for experimental error, the above described 2θ values should be considered accurate to ± 0.05 degrees 2θ . That is to say, when assessing whether
15 a given sample of crystals of the compound A is the crystalline form in accordance with the invention, a 2θ value which is experimentally observed for the sample should be considered identical with a characteristic value described above if it falls within ± 0.05 degrees 2θ of the characteristic value.

- 20 The melting point is determined by DSC (Differential Scanning Calorimetry) using a DSC 821 (Mettler Toledo).

A further aspect of the present invention relates to a method for making the crystalline form of the compound A as defined hereinbefore and hereinafter, said
25 method comprising the following steps:

- (a) dissolving compound A in a solvent or a mixture of solvents to form a saturated or nearly saturated solution;
- (b) storing the solution to precipitate the crystalline form out of solution;
- (c) removing the precipitate from the solution; and
- 30 (d) drying the precipitate until any excess of said solvent or mixture of solvents has been removed.

The terms "saturated" or "nearly saturated" are related to the starting material of the compound A as used in step (a). For example a solution which is saturated with respect to the starting material of the compound A may be supersaturated with respect to its crystalline form.

5

Suitable solvents are preferably selected from the group consisting of C₁₋₄-alkanols, water, ethylacetate, acetonitrile, acetone, diethylether and mixture of two or more of these solvents.

10 More preferred solvents are selected from the group consisting of methanol, ethanol, isopropanol, ethyl acetate, diethylether, acetone, water and mixture of two or more of these solvents, in particular mixtures of one or more of said organic solvents with water.

15 Particularly preferred solvents are selected from the group consisting of ethylacetate, ethanol, isopropanol and mixtures of ethanol and/or isopropanol with water.

In case a mixture of water and one or more C₁₋₄-alkanols, in particular of methanol, 20 ethanol and/or isopropanol, most preferably of ethanol, is taken, a preferred volume ratio of water : the alkanol is in the range from about 1 : 4 to 4 : 1; more preferably from about 1 : 2 to 2 : 1; even more preferably from about 2 : 3 to 3 : 2.

Preferably the step (a) is carried at about room temperature (about 20°C) or at an 25 elevated temperature up to about the boiling point of the solvent or mixture of solvents used.

In order to reduce the solubility of the compound A in the solution, in step (a) and/or in step (b) one or more antisolvents or non-solvents may be added, preferably during 30 step (a) or at the beginning of step (b). Water is an example of a suitable antisolvent or non-solvent. The amount of antisolvent or non-solvent or of a mixture thereof is preferably chosen to obtain a supersaturated or nearly supersaturated solution.

In step (b) the solution is stored for a time sufficient to obtain a precipitate. The temperature of the solution in step (b) is about the same as or lower than in step (a). During the storing the temperature of the solution containing the compound A is preferably lowered, preferably to a temperature in the range of 20°C to 0°C or even lower. The step (b) can be carried out with or without stirring. As known to the one skilled in the art by the period of time and the difference of temperature in step (b) the size, shape and quality of the obtained crystals can be varied. Furthermore the crystallization may be induced by methods as known in the art, for example by scratching or rubbing. Optionally the (nearly) saturated solution may be inoculated with seed crystals.

In step (c) the solvent(s) can be removed from the precipitate by known methods as for example filtration, suction filtration, decantation or centrifugation.

In step (d) an excess of the solvent(s) is removed from the precipitate by methods known to the one skilled in the art as for example by reducing the partial pressure of the solvent(s), preferably in vacuum, and/or by heating above ca. 20°C, preferably in a temperature range below 80°C, even more preferably below 50°C.

The compound A may be synthesized by methods as specifically and/or generally described or cited in the international application WO 2005/092877. Furthermore the biological properties of the compound A may be investigated as it is described in the international application WO 2005/092877 which in its entirety is incorporated herein by reference.

25

The crystalline form in accordance with the invention is preferably employed as drug active substance in substantially pure form, that is to say, essentially free of other crystalline forms of the compound A. Nevertheless, the invention also embraces the crystalline form as herein defined in admixture with another crystalline form or forms.

Should the drug active substance be a mixture of crystalline forms, it is preferred that the substance comprises at least 50% of the crystalline form as described herein.

In view of their ability to inhibit the SGLT activity, the crystalline form according to the invention is suitable for the preparation of pharmaceutical compositions for the treatment and/or preventative treatment of all those conditions or diseases which may be affected by the inhibition of the SGLT activity, particularly the SGLT-2
5 activity. Therefore, the crystalline form is particularly suitable for the preparation of pharmaceutical compositions for prevention or treatment of diseases, particularly metabolic disorders, or conditions such as type 1 and type 2 diabetes mellitus, complications of diabetes (such as e.g. retinopathy, nephropathy or neuropathies, diabetic foot, ulcers, macroangiopathies), metabolic acidosis or ketosis, reactive
10 hypoglycaemia, hyperinsulinaemia, glucose metabolic disorder, insulin resistance, metabolic syndrome, dyslipidaemias of different origins, atherosclerosis and related diseases, obesity, high blood pressure, chronic heart failure, oedema and hyperuricaemia. The crystalline form is also suitable for the preparation of pharmaceutical compositions for preventing beta-cell degeneration such as e.g.
15 apoptosis or necrosis of pancreatic beta cells. The crystalline form is also suitable for the preparation of pharmaceutical compositions for improving or restoring the functionality of pancreatic cells, and also of increasing the number and size of pancreatic beta cells. The crystalline form according to the invention may also be used for the preparation of pharmaceutical compositions usefull as diuretics or
20 antihypertensives and suitable for the prevention and treatment of acute renal failure.

By the administration of the crystalline form according to this invention an abnormal accumulation of fat in the liver may be reduced or inhibited. Therefore according to
25 another aspect of the present invention there is provided a method for preventing, slowing, delaying or treating diseases or conditions attributed to an abnormal accumulation of liver fat in a patient in need thereof characterized in that a pharmaceutical composition according to the present invention is administered. Diseases or conditions which are attributed to an abnormal accumulation of liver fat
30 are particularly selected from the group consisting of general fatty liver, non-alcoholic fatty liver (NAFL), non-alcoholic steatohepatitis (NASH), hyperalimentation-induced fatty liver, diabetic fatty liver, alcoholic-induced fatty liver or toxic fatty liver.

In particular, the crystalline form according to the invention is suitable for the preparation of pharmaceutical compositions for the prevention or treatment of diabetes, particularly type 1 and type 2 diabetes mellitus, and/or diabetic complications.

5

In addition the crystalline form according to the invention is particularly suitable for the prevention or treatment of overweight, obesity (including class I, class II and/or class III obesity), visceral obesity and/or abdominal obesity.

- 10 The dosage required to achieve the corresponding activity for treatment or prevention usually depends on the patient, the nature and gravity of the illness or condition and the method and frequency of administration and is for the patient's doctor to decide. Expediently, the dosage may be from 1 to 100 mg, preferably 1 to 30 mg, by intravenous route, and 1 to 1000 mg, preferably 1 to 100 mg, by oral
- 15 route, in each case administered 1 to 4 times a day. For this purpose, the pharmaceutical compositions according to this invention preferably comprise the crystalline form together with one or more inert conventional carriers and/or diluents. Such pharmaceutical compositions may be formulated as conventional galenic preparations such as plain or coated tablets, capsules, powders, suspensions or
- 20 suppositories.

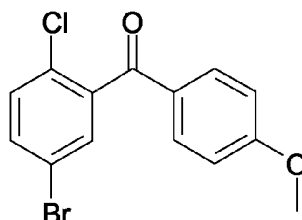
The following example of synthesis serves to illustrate a method of preparing the compound A and its crystalline form. It is to be regarded only as a possible method described by way of example, without restricting the invention to its contents.

25

Preparation of the starting compounds:

Example I

13



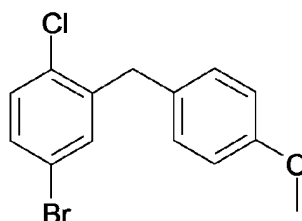
(5-bromo-2-chloro-phenyl)-(4-methoxy-phenyl)-methanone

38.3 ml oxalyl chloride and 0.8 ml of dimethylformamide are added to a mixture of 100 g of 5-bromo-2-chloro-benzoic acid in 500 ml dichloromethane. The reaction mixture is stirred for 14 h, then filtered and separated from all volatile constituents in the rotary evaporator. The residue is dissolved in 150 ml dichloromethane, the solution is cooled to -5 °C, and 46.5 g of anisole are added. Then 51.5 g of aluminum trichloride are added batchwise so that the temperature does not exceed 5 °C. The solution is stirred for another 1 h at 1 to 5 °C and then poured onto crushed ice. The organic phase is separated, and the aqueous phase is extracted another three times with dichloromethane. The combined organic phases are washed with aqueous 1 M hydrochloric acid, twice with aqueous 1 M sodium hydroxide solution and with brine. Then the organic phase is dried, the solvent is removed and the residue is recrystallised in ethanol.

Yield: 86.3 g (64% of theory)

Mass spectrum (ESI⁺): m/z = 325/327/329 (Br+Cl) [M+H]⁺

Example II

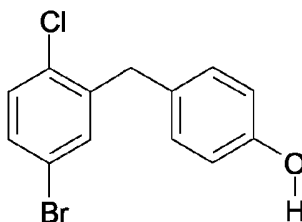


4-bromo-1-chloro-2-(4-methoxy-benzyl)-benzene

A solution of 86.2 g (5-bromo-2-chloro-phenyl)-(4-methoxy-phenyl)-methanone and 101.5 ml triethylsilane in 75 ml dichloromethane and 150 ml acetonitrile is cooled to 10°C. Then with stirring 50.8 ml of boron trifluoride etherate are added so that the temperature does not exceed 20°C. The solution is stirred for 14 h at ambient

- temperature, before another 9 ml triethylsilane and 4.4 ml boron trifluoride etherate are added. The solution is stirred for a further 3 h at 45 to 50°C and then cooled to ambient temperature. A solution of 28 g potassium hydroxide in 70 ml of water is added, and the resulting mixture is stirred for 2 h. Then the organic phase is
- 5 separated off and the aqueous phase is extracted another three times with diisopropylether. The combined organic phases are washed twice with aqueous 2 M potassium hydroxide solution and once with brine and then dried over sodium sulfate. After the solvent has been removed the residue is washed in ethanol, separated again and dried at 60°C.
- 10 Yield: 50.0 g (61% of theory)
Mass spectrum (ESI⁺): m/z = 310/312/314 (Br+Cl) [M+H]⁺

Example III

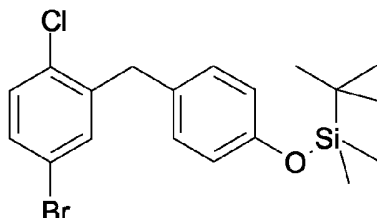


15 4-(5-bromo-2-chloro-benzyl)-phenol

- A solution of 14.8 g 4-bromo-1-chloro-2-(4-methoxy-benzyl)-benzene in 150 ml dichloromethane is cooled in an ice bath. Then 50 ml of a 1 M solution of boron tribromide in dichloromethane are added, and the solution is stirred for 2 h at
- 20 ambient temperature. The solution is then cooled in an ice bath again, and saturated aqueous potassium carbonate solution is added dropwise. At ambient temperature the mixture is adjusted with aqueous 1 M hydrochloric acid to a pH of 1, the organic phase is separated, and the aqueous phase is extracted another three times with ethyl acetate. The combined organic phases are dried over sodium sulphate, and the
- 25 solvent is removed completely.
- Yield: 13.9 g (98% of theory)
Mass spectrum (ESI⁻): m/z = 295/297/299 (Br+Cl) [M-H]⁻

Example IV

15



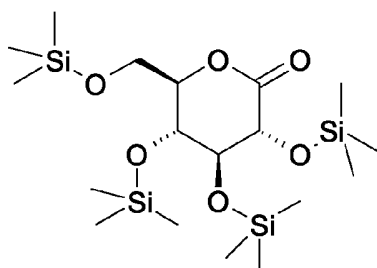
4-(5-bromo-2-chloro-benzyl)-phenoxy]-tert-butyl-dimethyl-silane

A solution of 13.9 g 4-(5-bromo-2-chloro-benzyl)-phenol in 140 ml dichloromethane
 5 is cooled in an ice bath. Then 7.54 g tert-butyldimethylsilylchlorid in 20 ml
 dichloromethane are added followed by 9.8 ml triethylamine and 0.5 g 4-
 dimethylaminopyridine. The solution is stirred for 16 h at ambient temperature and
 then diluted with 100 ml dichloromethane. The organic phase is washed twice with
 aqueous 1 M hydrochloric acid and once with aqueous sodium hydrogen carbonate
 10 solution and then dried over sodium sulfate. After the solvent has been removed the
 residue is filtered through silica gel (cyclohexane/ethyl acetate 100:1).

Yield: 16.8 g (87% of theory)

Mass spectrum (EI): $m/z = 410/412/414$ (Br+Cl) $[M]^+$

15 Example V



2,3,4,6-tetrakis-O-(trimethylsilyl)-D-glucopyranone

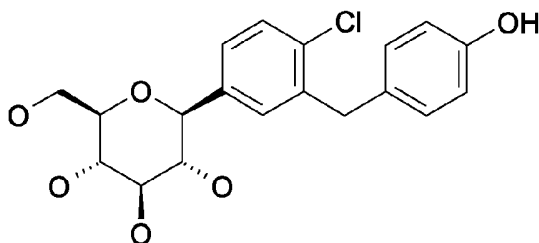
A solution of 20 g D-glucono-1,5-lactone and 98.5 ml *N*-methylmorpholine in 200 ml
 20 of tetrahydrofuran is cooled to -5 °C. Then 85 ml trimethylsilylchloride are added
 dropwise so that the temperature does not exceed 5 °C. The solution is then stirred
 for 1 h at ambient temperature, 5 h at 35 °C and again for 14 h at ambient
 temperature. After the addition of 300 ml of toluene the solution is cooled in an ice
 bath, and 500 ml of water are added so that the temperature does not exceed 10°C.

The organic phase is then separated and washed in each case once with aqueous sodium dihydrogen phosphate solution, water and brine. The solvent is removed, the residue is taken up in 250 ml of toluene, and the solvent is again removed completely.

5 Yield: 52.5 g (approx. 90% pure)

Mass spectrum (ESI⁺): $m/z = 467$ [M+H]⁺

Example VI

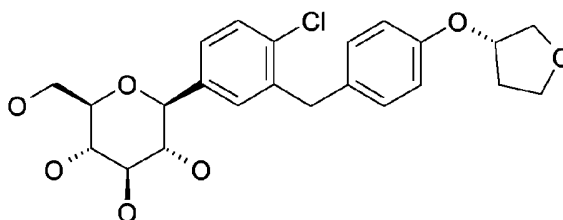


10 1-chloro-4-(β-D-glucopyranos-1-yl)-2-(4-hydroxybenzyl)-benzene

A solution of 4.0 g [4-(5-bromo-2-chloro-benzyl)-phenoxy]-*tert*-butyl-dimethyl-silane in 42 ml dry diethyl ether is cooled to -80 °C under argon. 11.6 ml of a 1.7 M solution of *tert*-butyllithium in pentane are slowly added dropwise to the cooled solution, and then the solution is stirred for 30 min at -80 °C. This solution is then added dropwise

- 15 through a transfer needle, which is cooled with dry ice, to a solution of 4.78 g 2,3,4,6-tetrakis-O-(trimethylsilyl)-D-glucopyranone in 38 ml diethyl ether chilled to -80 °C. The resulting solution is stirred for 3 h at -78 °C. Then a solution of 1.1 ml methanesulphonic acid in 35 ml of methanol is added and the solution is stirred for 16 h at ambient temperature. The solution is then neutralised with solid sodium
- 20 hydrogen carbonate, ethyl acetate is added and the methanol is removed together with the ether. Aqueous sodium hydrogen carbonate solution is added to the remaining solution, and the resulting mixture is extracted four times with ethyl acetate. The organic phases are dried over sodium sulphate and evaporated down. The residue is dissolved in 30 ml acetonitrile and 30 ml dichloromethane and the
- 25 solution is cooled to -10 °C. After the addition of 4.4 ml triethylsilane 2.6 ml boron trifluoride etherate are added dropwise so that the temperature does not exceed -5 °C. After the addition is complete the solution is stirred for another 5 h at -5 to -10 °C and then quenched by the addition of aqueous sodium hydrogen carbonate solution.

- The organic phase is separated, and the aqueous phase is extracted four times with ethyl acetate. The combined organic phases are dried over sodium sulfate, the solvent is removed, and the residue is purified by chromatography on silica gel (dichloromethane/methanol 1:0->3:1). The product then obtained is an approx. 6:1
- 5 mixture of β/α which can be converted into the pure β -anomer by global acetylation of the hydroxy groups with acetic anhydride and pyridine in dichloromethane and recrystallization of the product from ethanol. The product thus obtained is converted into the title compound by deacetylation in methanol with aqueous 4 M potassium hydroxide solution.
- 10 Yield: 1.6 g (46% of theory)
Mass spectrum (ESI⁺): m/z = 398/400 (Cl) [M+H]⁺

Preparation of the compound A:

- 15 1-chloro-4-(β -D-glucopyranos-1-yl)-2-[4-((S)-tetrahydrofuran-3-yloxy)-benzyl]-benzene

- 0.19 g (*R*)-3-(4-methylphenylsulfonyloxy)-tetrahydrofuran are added to a mixture of 0.20 g 1-chloro-4-(β -D-glucopyranos-1-yl)-2-(4-hydroxybenzyl)-benzene and 0.29 g cesium carbonate in 2.5 ml dimethylformamide. The mixture is stirred at 75 °C for 4
- 20 h, before another 0.29 g caesium carbonate and 0.19 g (*R*)-3-(4-methylphenylsulfonyloxy)-tetrahydrofuran are added. After an additional 14 h stirring at 75 °C the mixture is cooled to ambient temperature and brine is added. The resulting mixture is extracted with ethyl acetate, the combined organic extracts are dried over sodium sulfate, and the solvent is removed. The residue is purified by chromatography on
- 25 silica gel (dichloromethane/methanol 1:0 -> 5:1).
Yield: 0.12 g (49% of theory)
Mass spectrum (ESI⁺): m/z = 451/453 (Cl) [M+H]⁺

Preparation of the crystalline form:

Variant 1:

30 mg 1-chloro-4-(β -D-glucopyranos-1-yl)-2-[4-((S)-tetrahydrofuran-3-yloxy)-benzyl]-benzene (obtained as described above) are dissolved in 0.8 ml of ethyl acetate
5 (containing 0.5-3% water) upon heating up to about 50 °C. The solution is allowed to cool slowly (about 1 to 3 h) to about 20 °C. After 48 h the crystalline form is isolated as white crystals by filtration. An excess of the solvent is removed by storing the crystals at elevated temperature (40 to 50 °C) for about 3 to 4 h at reduced pressure.

10 Variant 2:

1 g 1-chloro-4-(β -D-glucopyranos-1-yl)-2-[4-((S)-tetrahydrofuran-3-yloxy)-benzyl]-benzene are dissolved in 5 ml of water/ethanol mixture (2 : 3 volume ratio) upon heating up to about 50 °C. 8 ml of water are added and the solution is allowed to cool to about 20 °C in 1 to 3 h. After 16 h the crystalline form is isolated as white
15 crystals by filtration. Excess solvent is removed by storing the crystals at elevated temperature (40 to 50 °C) for about 4 to 6 h.

Variant 3:

1 g 1-chloro-4-(β -D-glucopyranos-1-yl)-2-[4-((S)-tetrahydrofuran-3-yloxy)-benzyl]-benzene are dissolved in 11 ml of isopropanol upon heating up to about 50 °C. The
20 solution is allowed to cool to about 20 °C in 1 to 3 h. After 16 h the crystalline form is isolated as white crystals by filtration. Residual solvent is removed by storing the crystals at elevated temperature (40 to 50 °C) for about 4 to 6 h.

25 Variant 4:

8,9 g 1-chloro-4-(β -D-glucopyranos-1-yl)-2-[4-((S)-tetrahydrofuran-3-yloxy)-benzyl]-benzene are dissolved in 60 ml of water/ethanol mixture (2 : 3 volume ratio) upon heating up to about 50 °C. The solution is allowed to cool to about 20 °C in 3 h and the crystalline compound is isolated by filtration. The separated white solid is dried
30 at 40 °C for 16 h to yield about 6 g of the crystalline form.

17 Jun 2010

5

Throughout this specification and the claims which follow, unless the context requires otherwise, the word "comprise", and variations such as "comprises" and "comprising", will be understood to imply the inclusion of a stated integer or step or group of integers or steps but not the exclusion of any other integer or step or group of integers or steps.

2006243859

0

The reference in this specification to any prior publication (or information derived from it), or to any matter which is known, is not, and should not be taken as an acknowledgment or admission or any form of suggestion that that prior publication (or information derived from it) or known matter forms part of the common general knowledge in the field of endeavour to which this specification relates.

THE CLAIMS DEFINING THE INVENTION ARE AS FOLLOWS:

1. Crystalline form of 1-chloro-4-(β -D-glucopyranos-1-yl)-2-[4-((S)-tetrahydrofuran-3-yloxy)-benzyl]-benzene having an X-ray powder diffraction pattern that comprises peaks at 18.84, 20.36 and 25.21 degrees 2Θ (± 0.05 degrees 2Θ), wherein said X-ray powder diffraction pattern is made using $\text{CuK}\alpha_1$ radiation.

2. The crystalline form according to claim 1, wherein the X-ray powder diffraction pattern further comprises peaks at 14.69, 19.16 and 19.50 degrees 2Θ (± 0.05 degrees 2Θ), wherein said X-ray powder diffraction pattern is made using $\text{CuK}\alpha_1$ radiation.

3. 1-Chloro-4-(β -D-glucopyranos-1-yl)-2-[4-((S)-tetrahydrofuran-3-yloxy)-benzyl]-benzene wherein at least 50% of said substance is present in the form of the crystalline form in accordance with claim 1 or claim 2.

4. A pharmaceutical composition comprising the crystalline form in accordance with claim 1 or claim 2.

5. Use of the crystalline form in accordance with claim 1 or claim 2 in the preparation of a pharmaceutical composition for the treatment or prevention of a disease or condition which can be influenced by inhibiting the sodium-dependent glucose cotransporter SGLT.

6. Use of the crystalline form in accordance with claim 1 or claim 2 in the preparation of a pharmaceutical composition for the treatment or prevention of a metabolic disorder.

7. The use according to claim 6 wherein the metabolic disorder is selected from the group consisting of type 1 and type 2 diabetes mellitus, complications of diabetes, metabolic acidosis or ketosis, reactive hypoglycaemia, hyperinsulinaemia, glucose metabolic disorder, insulin resistance, metabolic syndrome, dyslipidaemias of different origins, atherosclerosis and related diseases, obesity, high blood pressure, chronic heart failure, oedema and hyperuricaemia.

8. Use of the crystalline form in accordance with claim 1 or claim 2 in the preparation of a pharmaceutical composition for the treatment or prevention of diabetes.

9. Use of the crystalline form in accordance with claim 1 or claim 2 in the preparation of a pharmaceutical composition for inhibiting the sodium-dependent glucose cotransporter SGLT2.

10. Use of the crystalline form in accordance with claim 1 or claim 2 in the preparation of a pharmaceutical composition for preventing the degeneration of pancreatic beta cells and/or for improving and/or restoring the functionality of pancreatic beta cells.

11. A method for making the crystalline form in accordance with claim 1 or claim 2, said method comprising the following steps:

(a) dissolving 1-chloro-4-(β -D-glucopyranos-1-yl)-2-[4-((S)-tetrahydrofuran-3-yloxy)-benzyl]-benzene in a solvent or a mixture of solvents to form a saturated or nearly saturated solution;

(b) storing the solution to precipitate the crystalline form in accordance with claim 1 or claim 2 out of solution and thus to yield a suspension;

(c) isolating the precipitate from the suspension; and

(d) drying the precipitate until any excess of said solvent or mixture of solvents has been removed.

12. A method of treating or preventing a disease or condition which can be influenced by inhibiting the sodium-dependent glucose cotransporter SGLT comprising administering the crystalline form in accordance with claim 1 or claim 2 to a patient in need thereof.

13. A method of treating or preventing a metabolic disorder comprising administering the crystalline form in accordance with claim 1 or claim 2 to a patient in need thereof.

14. The method according to claim 13 wherein the metabolic disorder is selected from the group consisting of type 1 and type 2 diabetes mellitus, complications of diabetes, metabolic acidosis or ketosis, reactive hypoglycaemia, hyperinsulinaemia, glucose metabolic disorder, insulin resistance, metabolic syndrome, dyslipidaemias of different origins, atherosclerosis and related diseases, obesity, high blood pressure, chronic heart failure, oedema and hyperuricaemia.

15. A method of inhibiting the sodium-dependent glucose cotransporter SGLT2 comprising administering the crystalline form in accordance with claim 1 or claim 2 to a patient in need thereof.

2006243859 30 Aug 2011

16. A method of preventing the degeneration of pancreatic beta cells and/or for improving and/or restoring the functionality of pancreatic beta cells comprising administering the crystalline form in accordance with claim 1 or claim 2 to a patient in need thereof.

17. A method of treating or preventing diabetes comprising administering the crystalline form of claim 1 or claim 2 to a patient in need thereof.

18. A crystalline form according to claim 1 or claim 2, substantially as hereinbefore described and with reference to the Figures and/or Examples.

19. 1-Chloro-4-(β -D-glucopyranos-1-yl)-2-[4-((S)-tetrahydrofuran-3-yloxy)-benzyl]-benzene according to claim 3, substantially as hereinbefore described and with reference to the Figures and/or Examples.

20. A pharmaceutical composition according to claim 4, substantially as hereinbefore described and with reference to the Figures and/or Examples.

21. A use according to any one of claims 5 to 10, substantially as hereinbefore described and with reference to the Figures and/or Examples.

22. A method according to any one of claims 11 to 17, substantially as hereinbefore described and with reference to the Figures and/or Examples.

1/1

Figure 1: X-ray powder diffraction pattern of the crystalline form

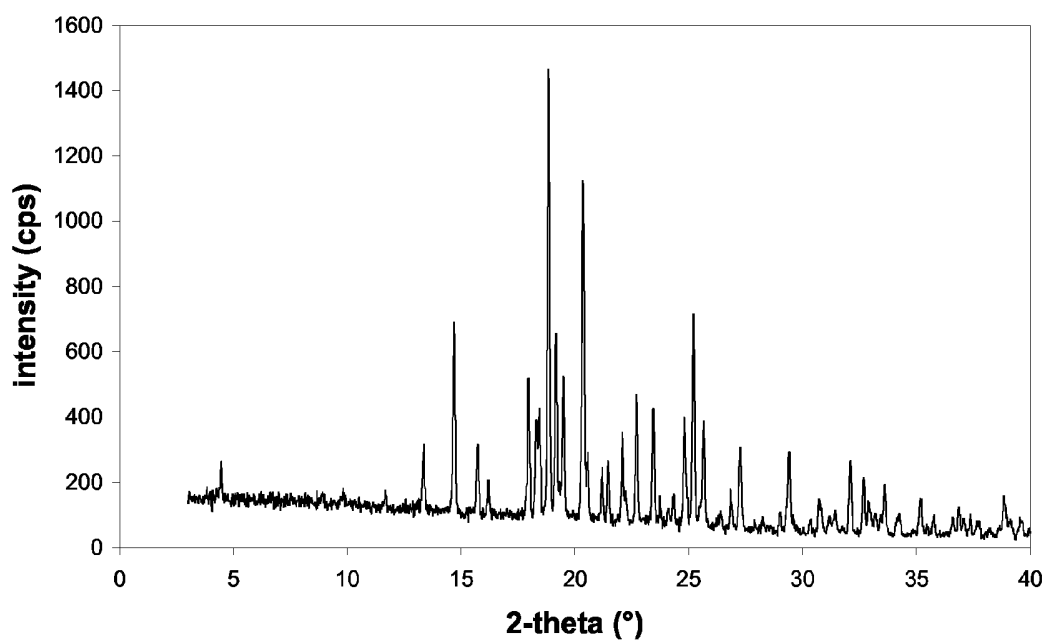


Figure 2: DSC and TG diagram of the crystalline form

