



(12) **DEMANDE DE BREVET CANADIEN  
CANADIAN PATENT APPLICATION**

(13) **A1**

(22) Date de dépôt/Filing Date: 2022/01/17  
(41) Mise à la disp. pub./Open to Public Insp.: 2022/08/02  
(30) Priorité/Priority: 2021/02/02 (US63/144,579)

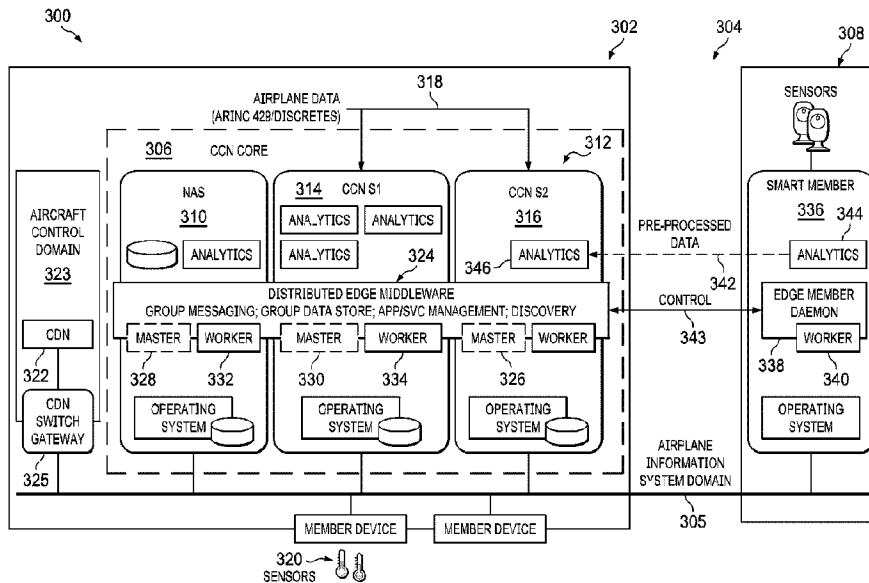
(51) Cl.Int./Int.Cl. *B64D 47/00* (2006.01),  
*G16Y 10/40* (2020.01), *G16Z 99/00* (2019.01)

(71) Demandeur/Applicant:  
THE BOEING COMPANY, US

(72) Inventeurs/Inventors:  
SANTIAGO, RODOLFO A., US;  
DURAIRAJ, SURYA SUNDAR RAJ, US;  
DE LEON, ALYSSA MARIE, US;  
OJHA, ARUN, US;  
HADLEY, KYLE MCLAREN, US

(74) Agent: SMART & BIGGAR LLP

(54) Titre : SYSTEME D'ANALYSE A BORD ET METHODES D'UTILISATION  
(54) Title: ONBOARD ANALYTICS SYSTEM AND METHODS OF USE



(57) **Abrégé/Abstract:**

An aircraft is configured to perform onboard analytics using available onboard systems. The aircraft comprises a cabin and crew network core with a middleware layer comprising an orchestrator configured to send application containers to a number of cabin and crew network smart members to perform the onboard analytics; and the number of cabin and crew network smart members each having a respective edge member daemon, each edge member daemon configured to place a respective cabin and crew network smart member in a joined state with the middleware layer and release resources of the respective cabin and crew network smart member when it leaves a joined state and enters a busy state so that the edge member daemon does not interfere with a primary function of the respective cabin and crew network smart member.

## **ABSTRACT**

An aircraft is configured to perform onboard analytics using available onboard systems. The aircraft comprises a cabin and crew network core with a middleware layer comprising an orchestrator configured to send application containers to a number of cabin and crew network smart members to perform the onboard analytics; and the number of cabin and crew network smart members each having a respective edge member daemon, each edge member daemon configured to place a respective cabin and crew network smart member in a joined state with the middleware layer and release resources of the respective cabin and crew network smart member when it leaves a joined state and enters a busy state so that the edge member daemon does not interfere with a primary function of the respective cabin and crew network smart member.

# ONBOARD ANALYTICS SYSTEM AND METHODS OF USE

## BACKGROUND INFORMATION

### Field:

The present disclosure relates generally to an aircraft, and more specifically to analyzing data on board an aircraft. Yet more specifically, the present disclosure relates to an onboard analytics system.

### Background:

Aviation Internet of Things (AloT) will provide fleet level analytics with more data from airplanes. Results from fleet level analytics from AloT will provide operational advantages. However, transmission and processing of the data will be greatly increased.

Aircraft have not been designed to handle the level of data transmission and processing for AloT. Airplane to ground transmission has limited bandwidth. Aviation Internet of Things (AloT) will greatly increase data processing demands for the fleet. Further, some amount of the data processing may take place on an aircraft. However, Onboard computer servers have limited capacities.

Therefore, it would be desirable to have a method and apparatus that take into account at least some of the issues discussed above, as well as other possible issues.

## SUMMARY

An embodiment of the present disclosure provides an aircraft configured to perform onboard analytics using available onboard systems. The aircraft comprises a cabin and crew network core with a middleware layer comprising an orchestrator configured to send application containers to a number of cabin and crew network smart members to perform the onboard analytics; and the number of cabin and crew network smart members each having a respective edge member daemon, each edge member

daemon configured to place a respective cabin and crew network smart member in a joined state with the middleware layer and release resources of the respective cabin and crew network smart member when it leaves a joined state and enters a busy state so that the edge member daemon does not interfere with a primary function of the respective cabin and crew network smart member.

Another embodiment of the present disclosure provides an onboard analytics system. The onboard analytics system comprises a cabin and crew network core with a middleware layer comprising an orchestrator configured to send application containers to a number of cabin and crew network smart members to support onboard analytics; and the number of cabin and crew network smart members each having a respective edge member daemon, each edge member daemon configured to release resources of the respective cabin and crew network smart member when it leaves a joined state and enters a busy state so that the edge member daemon does not interfere with a primary function of the respective cabin and crew network smart member. Each edge member daemon comprises a monitor configured to listen for commands from the middleware layer and monitor the cabin and crew network smart member CPU, memory, and network usage; a node agent configured to join the middleware layer and receive requests and application containers from an orchestrator of the middleware layer, wherein the monitor is configured to launch the node agent when the cabin and crew network smart member is in a ready state and a join request is received from the middleware layer; and a container runtime configured to run application containers in the cabin and crew network smart member as instructed by the node agent, wherein the monitor is configured to launch the container runtime when the cabin and crew network smart member is in a ready state and a join request is received from the middleware layer.

Yet another embodiment of the present disclosure provides a method of performing onboard analytics using available onboard systems. A cabin and crew network smart member is set to a ready state when the cabin and crew network smart member is capable of honoring requests from distributed edge middleware. The cabin and crew

network smart member in the ready state joins the distributed edge middleware to place the cabin and crew network smart member in a joined state in response to receiving a request from the distributed edge middleware of a cabin and crew network core for the cabin and crew network smart member to join the distributed edge middleware. An application container is received by an edge member daemon of the cabin and crew network smart member while the cabin and crew network smart member is joined to the distributed edge middleware. The edge member daemon releases resources of the cabin and crew network smart member when the cabin and crew network smart member leaves the joined state and enters a busy state.

Still another embodiment of the present disclosure provides an aircraft configured to perform onboard analytics using available onboard systems. The aircraft comprises a cabin and crew network core with a middleware layer comprising an orchestrator configured to send application containers to a number of cabin and crew network smart members to perform the onboard analytics; and the number of cabin and crew network smart members each having a respective edge member daemon configured to receive application containers from the orchestrator, each edge member daemon configured to release resources of the respective cabin and crew network smart member so that the edge member daemon does not interfere with a primary function of the respective cabin and crew network smart member.

The features and functions can be achieved independently in various embodiments of the present disclosure or may be combined in yet other embodiments in which further details can be seen with reference to the following description and drawings.

## **BRIEF DESCRIPTION OF THE DRAWINGS**

Illustrative embodiments, as well as a preferred mode of use, further objectives and features thereof, will best be understood by reference to the following detailed description of an illustrative embodiment of the present disclosure when read in conjunction with the accompanying drawings, wherein:

- Figure 1** is an illustration of an aircraft in which an illustrative embodiment may be implemented;
- Figure 2** is an illustration of a block diagram of an aircraft in which an illustrative embodiment may be implemented;
- Figure 3** is an illustration of an onboard analytics system in accordance with an illustrative embodiment;
- Figure 4** is a flowchart of a flowchart for changing states in accordance with an illustrative embodiment;
- Figure 5** is a flowchart of a method for performing onboard analytics using available onboard systems in accordance with an illustrative embodiment;
- Figure 6** is an illustration of an aircraft manufacturing and service method in a form of a block diagram in accordance with an illustrative embodiment; and
- Figure 7** is an illustration of an aircraft in a form of a block diagram in which an illustrative embodiment may be implemented.

## **DETAILED DESCRIPTION**

The illustrative examples recognize and take into account one or more different considerations. For example, the illustrative examples recognize and take into account that the “Aviation Internet of Things (AloT)” will enable fleet level analytics with more data from airplanes. The illustrative examples recognize and take into account that AloT can exponentially increase the data processing needs.

The illustrative examples recognize and take into account that edge computing is a prevalent solution in Internet of Things (IoT) systems wherein analytics are performed closer to the data sources. The illustrative examples recognize and take into account

that airplanes can be viewed as edges of a large AIoT ecosystem. Onboard Edge Computing within AIoT is a subset of analytics can be performed at the edge, onboard an airplane. The illustrative examples recognize and take into account that onboard analytics can provide higher levels of information using less bandwidth.

Onboard analytics to the scale anticipated for AIoT is not being undertaken today. The illustrative examples recognize and take into account that Onboard computer servers, such as an Onboard Network System (ONS) have limited capacities. The illustrative examples recognize and take into account that an Onboard Network System is the central component of the Airplane Information Systems (AIS) Domain on certain aircraft models. This Onboard Network System provides onboard and off-board connectivity and a set of services (such as data load, network storage, print, or others) to the connected systems or applications such as: maintenance devices portable Electronic Flight Bag (EFB), electronic engine control, onboard maintenance system, and other systems or applications.

The illustrative examples recognize and take into account that if AIoT were to be introduced, a conventional approach is to provide additional hardware to address the computation requirements. The illustrative examples also recognize and take into account that it is undesirable to add weight to an aircraft. Adding weight to an aircraft decreases fuel efficiency. Adding weight to an aircraft can also reduce the capacity to carry at least one of passengers or cargo.

The illustrative examples also recognize and take into account that edge computing can make available analytics results to the flight crew and to other onboard systems. The illustrative examples recognize and take into account that it would be desirable to expand onboard computing capacities without additional SWaP (size, weight, power). The illustrative examples recognize and take into account that it would be desirable to reduce onboard and offboard network traffic.

The illustrative examples recognize and take into account that it would be desirable to maximize utilization of available cabin and crew network (CCN) Computing

Resources. The illustrative examples recognize and take into account that underutilized non-server resources can be leveraged for AIoT analytics.

In the illustrative examples, instead of introducing additional hardware, computing resources on underutilized CCN Smart Members are harvested. The illustrative examples recognize and take into account that by utilizing resources already present on an aircraft, the weight of the aircraft is not increased.

The illustrative examples provide a middleware layer that utilizes orchestration. By utilizing orchestration rather than hardcoding in the member systems, resources will only be consumed by analytics when they have been dispatched to and are executing on the member systems. Otherwise, those resources are available to the member system's primary function. Further, by utilizing orchestration, CCN smart members may be retrofitted to perform functions associated with onboard analytics.

The illustrative examples provide an onboard analytics system that provides greater data processing capacity by leveraging CCN smart members. The illustrative examples provide an onboard analytics system that prioritizes primary functionality of the CCN smart members over hosted functionality. The illustrative examples allow AIoT applications to be hosted on a CCN smart member only when the CCN smart member is not busy.

With reference now to the figures, and in particular, with reference to **Figure 1**, an illustration of an aircraft is depicted in accordance with an illustrative embodiment. In this illustrative example, aircraft **100** has wing **102** and wing **104** attached to body **106**. Aircraft **100** includes engine **108** attached to wing **102** and engine **110** attached to wing **104**.

Body **106** has tail section **112**. Horizontal stabilizer **114**, horizontal stabilizer **116**, and vertical stabilizer **118** are attached to tail section **112** of body **106**.

Aircraft **100** is an example of an aircraft in which an onboard analytics system may be implemented in accordance with an illustrative embodiment. The onboard analytics

system leverages unused resources of a number of CCN smart members of aircraft **100** to support AloT. For example, at least one of a wireless data gateway, an airplane interface device, crew wireless devices, or smart sensor systems of aircraft **100** can be utilized as a CCN smart member of the onboard analytics system.

Turning now to **Figure 2**, an illustration of a block diagram of an aircraft is depicted in which an illustrative embodiment may be implemented. Aircraft **100** is a physical implementation of aircraft **200** of **Figure 2**. Aircraft **200** utilizes distributed edge computing **202** to support onboard analytics **204**. Aircraft **200** is configured to perform onboard analytics **204** using available onboard systems **206**. Onboard systems **206** include Common Data Network **208**, sensors **210**, and cabin and crew network **212**. Cabin and crew network **212** is part of aircraft information systems domain **214**. Cabin and crew network **212** is non flight critical. In this illustrative example, distributed edge computing **202** is performed in cabin and crew network **212**. Relevant data is sourced from sensors **210** or avionics and Common Data Network **208**. Onboard analytics system **216** is implemented in cabin and crew network **212**.

Onboard analytics system **216** includes cabin and crew network (CCN) core **218** and number of cabin and crew network (CCN) smart members **220**. As used herein, “CCN” stands for and is interchangeable with “cabin and crew network.” Thus, CCN core **218** is cabin and crew network core. Number of CCN smart members **220** is number of cabin and crew network smart members. CCN core **218** includes Network Attached Storage **222** and number of cabin and crew network (CCN) servers **224**.

Middleware layer **226** is present on CCN core **218**. In some illustrative examples, middleware layer **226** is referred to as distributed edge middleware **227**. Middleware layer **226** is provided for hosting applications on CCN core **218**. In some illustrative examples, applications are hosted on CCN core **218** with lower levels of rigor, within isolated execution environments. By operating within isolated execution environments, applications hosted on CCN core **218** meet FAR Part 121 compliance for air carrier certification.

Middleware layer **226** provides a platform for hosting applications within isolated execution environments, such as within application containers. Middleware layer **226** is present on CCN core **218** to present a unified interface to applications and external systems. In some illustrative examples, middleware layer **226** is made up of orchestrator **228**, group messaging **229**, and group storage **230**.

Group Messaging **229** provides a reliable peer-to-peer messaging within cabin and crew network **212**. Group Storage **230** provides persistent storage. Group storage **230** is at least one of shared storage and replicated storage. Shared storage is a common networked storage system, such as network attached storage **222** file system, accessible to all nodes in the cabin and crew network **212**. Replicated storage comprises local file systems that replicate data to remote peer file systems.

In some illustrative examples, middleware layer **226** provides discovery. Discovery provides name resolution to middleware layer **226** hosted apps. In these illustrative examples, onboard analytics system **216** is an orchestrated multi-mode system, and the location of these services (ip-addr/port) is dynamically determined. Discovery allows clients to determine a location of services (ip-addr/port), regardless of which node the services are deployed, using a well-known name.

Orchestrator **228** provides application/service management. Orchestrator **228** is responsible for container deployment, load-balancing, fault resolution and management of applications/services in the distributed system.

Each host with middleware layer **226** has two roles in orchestration: master and worker. For example, network attached storage **222** can have master role **231** or worker role **232**. Each of number of CCN servers **224** can take master role **234** or worker role **236**. When network attached storage **222** has master role **231**, master role **231** deploys apps and services to middleware layer **226** hosts according to policy. When number of CCN servers **224** have master role **234**, master role **234** deploys apps and services to middleware layer **226** hosts according to policy. The masters are redundant and rely on replicated state data.

When network attached storage **222** has worker role **232**, network attached storage **222** performs local container management. When number of CCN servers **224** has worker role **236**, number of CCN servers **224** performs local container management.

Each of number of CCN smart members **220** has minimum computing capability **238**. Minimum computing capability **238** is capable of performing calculations for onboard analytics **204**. In some illustrative examples, number of CCN smart members **220** includes at least one of wireless data gateway **240**, airplane interface device **242**, crew wireless devices **244**, or smart sensor systems **246**.

Number of CCN smart members **220** includes any desirable quantity of smart members. As used herein, “a number of,” when used with reference to items means one or more items. For example, number of CCN smart members **220** is one or more CCN smart members. As depicted, number of CCN smart members **220** includes cabin and crew network (CCN) smart member **248**. Smart member **238** has primary function **250**. In some illustrative examples, CCN smart member **248** sends data **251** pre-processing directly to CCN core **218** to perform analytics.

Number of CCN smart members **220** each has a respective edge member daemon. Smart member **238** has edge member daemon **252**. Edge Member Daemon **252** is software that will allow CCN smart member **248** to join middleware layer **226** of onboard analytics system **216**. Edge member daemon **252** allows CCN smart member **248** to function as worker node **254** in middleware layer **226** and can host containers, such as application container **278**. Edge member daemon **252** does not interfere with primary function **250** of CCN member system host, CCN smart member **248**. When not joined to middleware layer **226**, edge member daemon **252** uses minimal resources. Edge member daemon **252** has three components: monitor **256**, node agent **258**, and container runtime **260**.

Monitor **256** is a lightweight process that listens for commands from middleware layer **226** and monitors the CPU, memory usage, and network usage of CCN smart member

**248.** Monitor **256** listens to commands from middleware layer **226** when resource levels are below given levels.

Edge member daemon **252** operates based upon a current member state of member states **262**. CCN smart member **248** is in busy state **264** when CCN smart member **248** is performing primary function **250**. When CCN smart member **248** has available resources, CCN smart member **248** is placed in ready state **266**. Monitor **256** launches node agent **258** and container runtime **260** when CCN smart member **248** is in ready state **266** and a join request **270** is received from middleware layer **226**.

Monitor **256** signals node agent **258** and container runtime **260** to terminate should member resource usage levels rise above given thresholds.

Node agent **258** joins middleware layer **226** and receives requests and application containers from orchestrator **228**. In some illustrative examples, requests may also be called “commands”. In some illustrative examples, application containers may also be called “specifications”. Node agent **258** passes the request to container runtime **260**.

Container runtime **260** runs application containers in CCN smart member **248** as commanded by node agent **258**. Node agent **258** and container runtime **260** make CCN smart member **248** act as worker node **254** in middleware layer **226**.

Edge member daemon **252** prioritizes primary function **250** over hosted functionality. CCN smart member **248** has edge member daemon **252** configured to receive application containers, such as application container **278**, from orchestrator **228**. Edge member daemon **252** is configured to release resources **272** of CCN smart member **248** so that edge member daemon **252** does not interfere with primary function **250** of CCN smart member **248**. CCN smart member **248** has edge member daemon **252** configured to place CCN smart member **248** in joined state **268** with middleware layer **226** and release resources **272** of CCN smart member **248** when it leaves joined state **268** and enters busy state **264** so that edge member daemon **252** does not interfere with primary function **250** of CCN smart member **248**.

When CCN smart member **248** is in busy state **264**, CCN smart member **248** is not connected to distributed edge middleware **227**. In some illustrative examples, when CCN smart member **248** is in busy state **264**, CCN smart member **248** does not carry out any tasks for onboard analytics system **216**. In some illustrative examples, when CCN smart member **248** is in busy state **264**, CCN smart member **248** performs primary function **250**. While CCN smart member **248** is in busy state **264**, edge member daemon **252** maintains memory footprint **274** that is desirably small so that edge member daemon **252** does not interfere with primary function **250** of its CCN member system host, CCN smart member **248**. While CCN smart member **248** is in busy state **264**, edge member daemon **252** sends minimal network traffic **276** so that edge member daemon **252** does not interfere with primary function **250** of its CCN member system host, CCN smart member **248**.

When not joined to middleware layer **226**, edge member daemon **252** uses minimal resources. When CCN smart member **248** is in busy state **264**, edge member daemon **252** views CCN smart member **248** as unable to carry out additional tasks.

When CCN smart member **248** sends a signal of not\_busy to edge member daemon **252**, edge member daemon **252** regards CCN smart member **248** as in ready state **266**. When CCN smart member **248** is in ready state **266**, CCN smart member **248** is able to carry out additional tasks and can honor requests from middleware layer **226**.

When CCN smart member **248** is in ready state **266**, edge member daemon **252** can send status **269** to middleware layer **226** to notify middleware layer **226** of ready state **266**. When CCN smart member **248** is in ready state **266**, CCN smart member can receive request **270** from middleware layer **226** of onboard analytics system **216**. When edge member daemon **252** receives request **270** from middleware layer **226**, CCN smart member **248** is placed into joined state **268**. When CCN smart member **248** has joined state **268**, edge member daemon **252** then reserves resources **272** within CCN smart member **248** and assumes worker node **254** status in middleware layer **226**.

Once joined, edge member daemon **252** receives orchestration requests (commands) from orchestrator **228** of the middleware layer **226**. In some illustrative examples, middleware layer **226** dispatches application container **278** to CCN smart member **248** while joined state **268**.

CCN smart member **248** transitions from joined state **268** to ready state **266** upon eviction by middleware layer **226** or the completion of the task of application container **278**. Upon completion of application container **278** by CCN smart member **248**, edge member daemon **252** sends response **280** to middleware layer **226**. Response **280** includes results of the analysis of application container **278**.

CCN smart member **248** transitions to busy state **264** when CCN smart member **248** indicates to edge member daemon **252** that it is in busy state **264**. Edge member daemon **252** releases resources **272** of CCN smart member **248** when it leaves joined state **268** due to a busy indication.

Aircraft **200** is configured to perform onboard analytics **204** using available onboard systems **206**. Aircraft **200** comprises CCN core **218** with middleware layer **226** comprising orchestrator **228** configured to send application containers **278** to number of CCN smart members **220** to perform onboard analytics **204**; and number of CCN smart members **220** each having a respective edge member daemon **252**, each edge member daemon **252** configured to place a respective cabin and crew network (CCN) smart member **248** in joined state **268** with middleware layer **226** and release resources **272** of respective CCN smart member **248** when it leaves joined state **268** and enters busy state **264** so that edge member daemon **252** does not interfere with primary function **250** of respective CCN smart member **248**.

CCN core **218** comprises number of CCN servers **224** and network attached storage **222**. In some illustrative examples, orchestrator **228** is responsible for container deployment, load-balancing, fault resolution, and management of applications in a distributed system, onboard analytics system **216**, comprising CCN core **218** and number of CCN smart members **220**.

In some illustrative examples, number of CCN smart members **220** comprises at least one of wireless data gateway **240**, airplane interface device **242**, crew wireless device **244**, or smart sensor system **246**.

In some illustrative examples, respective edge member daemon **252** transitions respective CCN smart member **248** from joined state **268** to ready state **266** upon eviction by middleware layer **226** or completion of application container **278**.

In some illustrative examples, respective edge member daemon **252** transitions respective CCN smart member **248** from either joined state **268** or ready state **266** to busy state **264** when CCN smart member **248** indicates to respective edge member daemon **252** that it is busy.

In some illustrative examples, each respective edge member daemon **252** is configured to maintain minimal memory footprint **274** and send minimal network traffic **276** when respective CCN smart member **248** is in busy state **264**.

In some illustrative examples, each edge member daemon **252** comprises monitor **256** configured to listen for commands, such as request **270**, from middleware layer **226** and monitor cabin and crew network smart member CPU, memory, and network usage.

In some illustrative examples, each edge member daemon **252** comprises node agent **258** configured to join middleware layer **226** and receive commands, such as request **270**, and specifications, such as application container **278**, from orchestrator **228** of middleware layer **226**, wherein monitor **256** is configured to launch node agent **258** when CCN smart member **248** is in ready state **266** and join request **270** is received from middleware layer **226**.

In some illustrative examples, each edge member daemon **252** comprises container runtime **260** configured to run application containers in the cabin and crew network smart member as instructed by the node agent, wherein the monitor is configured to launch the container runtime when the cabin and crew network smart member is in a

ready state and a join request is received from the middleware layer. Monitor **256** is configured to signal node agent **258** and container runtime **260** to terminate when resource usage levels of CCN smart member **248** rise above given thresholds.

The illustration of onboard analytics system **216** of aircraft **200** in **Figure 2** is not meant to imply physical or architectural limitations to the manner in which an illustrative embodiment may be implemented. Other components in addition to or in place of the ones illustrated may be used. Some components may be unnecessary. Also, the blocks are presented to illustrate some functional components. One or more of these blocks may be combined, divided, or combined and divided into different blocks when implemented in an illustrative embodiment.

For example, although number of CCN smart members **220** is depicted having a single CCN smart member, number of CCN smart members **220** can include any quantity of CCN smart members. As another example, number of CCN smart members **220** can include another non-depicted type of CCN smart member having minimum computing capability **238**.

Turning now to **Figure 3**, an illustration of an onboard analytics system is depicted in accordance with an illustrative embodiment. Diagram **300** of onboard analytics system **302** is a representation of onboard analytics system **216** of **Figure 2**. Onboard analytics system **302** provides for Distributed Edge Computing (DEC) in Cabin and Crew Network (CCN) **304**. Cabin and Crew Network **304** is part of the Aircraft Information Systems Domain (AISD) **305** and is non-flight critical. Cabin and Crew Network **304** includes CCN core **306** and number of CCN smart members **308**.

CCN core **306** includes network attached storage **310** and number of CCN servers **312**. As depicted, number of CCN servers **312** includes first CCN server **314** and second CCN server **316**. Airplane data **318** is provided to CCN server **314** and second CCN server **316**. Relevant data is sourced from sensors **320** or avionics and the Common Data Network (CDN) **322**.

Aircraft Control Domain (ACD) **323** is the network domain for flight control avionics. A large amount of data is produced in aircraft control domain **323** and can be staged in Common Data Network (CDN) **322**. Some of this data is allowed to be published to Airplane Information System Domain (AISD) **305** and CCN Core **306** for offboarding or onboard analysis. Data from Aircraft Control Domain **323** present on Common Data Network (CDN) **322** can be made available to Airplane Information System Domain (AISD) **305** via a domain guard, CDN Switch Gateway **325**. Aircraft control domain **323** including Common Data Network (CDN) **322** has a very large amount of data to be processed. By having Distributed Edge Computing (DEC) in Cabin and Crew Network (CCN) **304**, onboard analytics is provided close to the data source, Aircraft Control Domain **323**.

Middleware layer **324** is present on each system of CCN core **306** in cabin and crew network **304**. As depicted, second CCN server **316** acts as master **326**. In some illustrative examples, network attached storage **310** can be master **328**. In some illustrative examples, CCN server **314** can be master **330**. As illustrated, network attached storage **310** acts as worker **332**. As illustrated, CCN server **314** acts as worker **334**.

Number of CCN smart members **308** includes CCN smart member **336**. CCN smart member **336** has edge member daemon **338**. Control channel **343** exists between middleware layer **324** and edge member daemon **338**. Edge member daemon **338** sends its status via control channel **343** to middleware layer **324**. Middleware layer **324** sends join requests via control channel **343**. Edge member daemon **338** configures CCN smart member **336** to act as worker **340** in middleware layer **324**. Middleware layer **324** sends application container specifications via control channel **343**. Edge member worker **340** starts analytics **344** on smart member **336**. In some illustrative examples, analytics **344** sends preprocessed data **342** directly to analytics **346** on second CCN server **316** to perform further processing.

Turning now to **Figure 4**, a flowchart of a state transition diagram for a CCN smart member is depicted in accordance with an illustrative embodiment. Flowchart **400** is

an example of changing states for CCN smart member **248** of **Figure 2**. Flowchart **400** is an example of changing states for CCN smart member **336** of **Figure 3**.

An Edge Member Daemon (the daemon) is software that will allow a CCN Smart Member to join the middleware layer of the onboard analytics system. The daemon allows the CCN Smart Member to function as a worker node in the middleware layer and can host application containers.

When the CCN smart member is busy **402**, the CCN smart member is not connected to the distributed edge middleware. In some illustrative examples, when the CCN smart member is busy **402**, the CCN smart member does not carry out any tasks for the onboard analytics system. In some illustrative examples, when the CCN smart member is busy **402**, the CCN smart member performs its primary function. While the CCN smart member is busy **402**, the daemon maintains a small memory footprint and sends minimal network traffic so that the daemon does not interfere with the primary function of its CCN member system host. When not joined to DEC, the daemon uses minimal resources. When the CCN smart member is busy **402**, the daemon views the CCN smart member as unable to carry out additional tasks.

When CCN smart member sends a signal of not\_busy **404** to the daemon, the daemon regards the CCN smart member as ready **406**. When the CCN smart member has a state of ready **406**, the CCN member is able to carry out additional tasks and can honor requests from the DEC.

When the CCN member is ready **406**, the CCN member can receive join-req **408** from distributed edge middleware of an onboard analytics system. When the daemon receives join-req **408** from the middleware layer, the CCN smart member is joined **410**. When the CCN smart member has joined **410** state, the daemon then reserves resources within the CCN smart member and assumes worker node status in the middleware layer.

Once joined, the daemon receives orchestration requests, such as request **270** from **Figure 2**, from an orchestrator of the middleware layer. The orchestration requests may also be referred to as orchestration commands. In some illustrative examples, the middleware layer dispatches an application container to the CCN smart member while joined **410**.

The CCN smart member transitions from joined **410** state to ready **406** state upon eviction, evict-req **412**, by the middleware layer or the completion of task. The CCN smart member transitions to busy **402** state when the CCN smart member indicates to the daemon that its busy **414**. The daemon releases resources of the CCN smart member when it leaves joined **410** state due to busy **414** indication.

The middleware layer defines a platform for hosting applications within isolated execution environments, such as within containers. The middleware is layered on CCN core to present a unified interface to applications and external systems.

The Edge Member Daemon (the daemon) is configured to not interfere with the primary function of its CCN smart member system host. When not joined to the middleware layer, the daemon uses minimal resources. The daemon views the CCN smart member system as having a state transition diagram as illustrated in flowchart **400**.

Turning now to **Figure 5**, a flowchart of a method for performing onboard analytics using available onboard systems in accordance with an illustrative embodiment. Method **500** can be performed using onboard analytics system **216** of **Figure 2**. Method **500** can be performed using onboard analytics system **302** of **Figure 3**. Method **500** can be performed as a CCN smart member goes through states of flowchart **400** of **Figure 4**.

Method **500** sets a cabin and crew network smart member to ready state when the cabin and crew network smart member is capable of honoring requests from distributed edge middleware (operation **502**). In some illustrative examples, the cabin

and crew network smart member is in ready state when the cabin and crew network smart member is not performing the primary function. In some illustrative examples, the cabin and crew network smart member is in ready state when the cabin and crew network smart member has available resources.

In method **500**, the cabin and crew network smart member in the ready state joins the distributed edge middleware to place the cabin and crew network smart member in a joined state in response to receiving a request from the distributed edge middleware of a cabin and crew network core for the cabin and crew network smart member to join the distributed edge middleware (operation **504**). In some illustrative examples, when cabin and crew network smart member is in the joined state, the cabin and crew network smart member is capable of receiving applications/services from the middleware layer. In some illustrative examples, when cabin and crew network smart member is in the joined state, the cabin and crew network smart member is capable of receiving an application container from the middleware layer.

Method **500** receives an application container by an edge member daemon of the cabin and crew network smart member while the cabin and crew network smart member is joined to the distributed edge middleware (operation **506**). The application container takes any desirable form. In some illustrative examples, the application container is an analytics application. In some illustrative examples, the application container is pre-analytics processing to assist analytics hosted in the middleware layer CCN core layers. In some illustrative examples, the application container is data compression/filtering to reduce off-load bandwidth.

Method **500** releases, by the edge member daemon, resources of the cabin and crew network smart member when the cabin and crew network smart member leaves the joined state and enters a busy state (operation **508**). By releasing the resources of the cabin and crew network smart member, the edge member daemon does not undesirably affect the performance of the primary function of the cabin and crew network smart member. After releasing the resources of the cabin and crew network

smart member, the edge member daemon has a desirably small memory footprint. Afterwards, the method terminates.

In some illustrative examples, the edge member daemon reserves resources within the cabin and crew network smart member (operation **510**). The edge member daemon reserves resources for the performance of an analytics application. In some illustrative examples, the cabin and crew network smart member acts as a worker node to the distributed edge middleware (operation **512**).

In some illustrative examples, method **500** terminates a node agent and a container runtime of the edge member daemon when resource usage levels of the cabin and crew network smart member rise above a threshold (operation **514**). In some illustrative examples, when the resource usage levels of the cabin and crew network smart member rise about the threshold, the cabin and crew network smart member is performing the primary function. In some illustrative examples, when the resource usage levels of the cabin and crew network smart member rise about the threshold, the cabin and crew network smart member is performing functions unrelated to the middleware layer.

In some illustrative examples, method **500** transitions the cabin and crew network smart member to a busy state when the cabin and crew network smart member indicates to the edge member daemon that it is busy (operation **516**). In some illustrative examples, method **500** transitions the cabin and crew network smart member from a joined state to a ready state upon eviction by the distributed edge middleware or completion of a task of the application container (operation **518**).

As used herein, the phrase “at least one of,” when used with a list of items, means different combinations of one or more of the listed items may be used and only one of each item in the list may be needed. For example, “at least one of item A, item B, or item C” may include, without limitation, item A, item A and item B, or item B. This example also may include item A, item B, and item C or item B and item C. Of course, any combinations of these items may be present. In other examples, “at least one of”

may be, for example, without limitation, two of item A; one of item B; and ten of item C; four of item B and seven of item C; or other suitable combinations. The item may be a particular object, thing, or a category. In other words, at least one of means any combination items and number of items may be used from the list but not all of the items in the list are required.

The flowcharts and block diagrams in the different depicted embodiments illustrate the architecture, functionality, and operation of some possible implementations of apparatuses and methods in an illustrative embodiment. In this regard, each block in the flowcharts or block diagrams may represent at least one of a module, a segment, a function, or a portion of an operation or step.

In some alternative implementations of an illustrative embodiment, the function or functions noted in the blocks may occur out of the order noted in the figures. For example, in some cases, two blocks shown in succession may be executed substantially concurrently, or the blocks may sometimes be performed in the reverse order, depending upon the functionality involved. Also, other blocks may be added in addition to the illustrated blocks in a flowchart or block diagram. Some blocks may be optional. For example, operation **510** through operation **518** may be optional.

Illustrative embodiments of the present disclosure may be described in the context of aircraft manufacturing and service method **600** as shown in **Figure 6** and aircraft **700** as shown in **Figure 7**. Turning first to **Figure 6**, an illustration of an aircraft manufacturing and service method is depicted in accordance with an illustrative embodiment. During pre-production, aircraft manufacturing and service method **600** may include specification and design **602** of aircraft **700** in **Figure 7** and material procurement **604**.

During production, component, and subassembly manufacturing **606** and system integration **608** of aircraft **700** takes place. Thereafter, aircraft **700** may go through certification and delivery **610** in order to be placed in service **612**. While in service **612** by a customer, aircraft **700** is scheduled for routine maintenance and service **614**,

which may include modification, reconfiguration, refurbishment, or other maintenance and service.

Each of the processes of aircraft manufacturing and service method **600** may be performed or carried out by a system integrator, a third party, and/or an operator. In these examples, the operator may be a customer. For the purposes of this description, a system integrator may include, without limitation, any number of aircraft manufacturers and major-system subcontractors; a third party may include, without limitation, any number of vendors, subcontractors, and suppliers; and an operator may be an airline, a leasing company, a military entity, a service organization, and so on.

With reference now to **Figure 7**, an illustration of an aircraft is depicted in which an illustrative embodiment may be implemented. In this example, aircraft **700** is produced by aircraft manufacturing and service method **600** of **Figure 6** and may include airframe **702** with plurality of systems **704** and interior **706**. Examples of systems **704** include one or more of propulsion system **708**, electrical system **710**, hydraulic system **712**, and environmental system **714**. Any number of other systems may be included.

Apparatuses and methods embodied herein may be employed during at least one of the stages of aircraft manufacturing and service method **600**. One or more illustrative embodiments may be used during component and subassembly manufacturing **606**, system integration **608**, in service **612**, or maintenance and service **614** of **Figure 6**. Method **500** may be performed during in service **612** to perform onboard analytics in aircraft **700**. Onboard analytics system **216** of **Figure 2** can be used to perform or support onboard analytics **204** during either in service **612** or maintenance and service **614** of **Figure 6**. In some illustrative examples, middleware layer **226** and edge member daemon **252** are installed during one of subassembly manufacturing **606** or system integration **608** prior to aircraft **700** being in service **612**. In some illustrative examples, at least one of middleware layer **226** or edge member daemon **252** is installed during maintenance and service **614** to retrofit cabin and crew network **212** to include onboard analytics system **216**.

The illustrative examples provide an onboard analytics system. The onboard analytics system allows for expanding onboard computing capacities without additional SWaP (size, weight, power) to the aircraft.

The illustrative examples solve the problem of implementation of Aviation Internet of Things (AloT) with the limited bandwidth of airplane to ground transmission. The illustrative examples allow for implementation of an Aviation Internet of Things (AloT) without undesirably adding SWaP (size, weight, power) to the aircraft. The illustrative examples will reduce onboard and offboard network traffic due to onboard analytics.

Implementing AloT will greatly increase the data processing needs. Onboard computer servers (e.g., ONS) have limited capacities. The illustrative examples leverage underutilized non-server resources for AloT analytics. Onboard analytics to the scale anticipated for AloT is not being undertaken today. The illustrative examples solve the problem of the additional computation requirements without adding dedicated data processing equipment and undesirable weight. The illustrative examples maximize utilization of available CCN computing resources.

Instead of introducing additional hardware, computing resources on underutilized CCN 'Smart Members' are harvested. Primary functionality is prioritized over hosted functionality, allowing AloT applications to be hosted only when not busy.

In Onboard Edge Computing within AloT, the airplanes can be viewed as edges of the large AloT ecosystem. A subset of analytics can be performed at the edge (i.e., onboard). Onboard analytics can provide higher levels of information using less bandwidth. Edge Computing can make analytics results available to the flight crew and to other onboard systems.

The illustrative examples provide Distributed Edge Computing (DEC) in the Cabin and Crew Network (CCN). The CCN is part of the Aircraft Information Systems Domain (AISD) and is non-flight critical. Relevant data is sourced from sensors or avionics and the Common Data Network (CDN).

The CCN core includes the CCN Servers and Network Attached Storage (NAS). The DEC is a middleware layer on the CCN core. The DEC provides a platform for hosting applications on the CCN core, possibly with lower levels of rigor, within isolated execution environments.

At the fringes of the CCN are the data sources, IoT gateways and other devices. The CCN Smart Members are CCN fringe devices with enough computing capability to perform analyses, for example: Wireless Data Gateway (WDG), Airplane Interface Device (AID), Crew Wireless Devices (CWD).

The description of the different illustrative embodiments has been presented for purposes of illustration and description and is not intended to be exhaustive or limited to the embodiments in the form disclosed. Many modifications and variations will be apparent to those of ordinary skill in the art. Further, different illustrative embodiments may provide different features as compared to other illustrative embodiments. The embodiment or embodiments selected are chosen and described in order to best explain the principles of the embodiments, the practical application, and to enable others of ordinary skill in the art to understand the disclosure for various embodiments with various modifications as are suited to the particular use contemplated.

**EMBODIMENTS IN WHICH AN EXCLUSIVE PROPERTY OR PRIVILEGE IS CLAIMED ARE DEFINED AS FOLLOWS:**

1. An aircraft configured to perform onboard analytics using available onboard systems, the aircraft comprising:
  - a cabin and crew network core with a middleware layer comprising an orchestrator configured to send application containers to a number of cabin and crew network smart members to perform the onboard analytics; and
  - the number of cabin and crew network smart members each having a respective edge member daemon, each edge member daemon configured to place a respective cabin and crew network smart member in a joined state with the middleware layer and release resources of the respective cabin and crew network smart member when it leaves a joined state and enters a busy state so that the edge member daemon does not interfere with a primary function of the respective cabin and crew network smart member.
2. The aircraft of claim 1, wherein the cabin and crew network core comprises a number of cabin and crew network servers and network attached storage.
3. The aircraft of any one of claims 1-2, wherein the orchestrator is responsible for container deployment, load-balancing, fault resolution, and management of applications in a distributed system comprising the cabin and crew network core and the number of cabin and crew network smart members.
4. The aircraft of any one of claims 1-3, wherein the number of cabin and crew network smart members comprises at least one of a wireless data gateway, an airplane interface device, a crew wireless device, or a smart sensor system.
5. The aircraft of any one of claims 1-4, wherein the respective edge member daemon transitions the respective cabin and crew network smart member from a

joined state to a ready state upon eviction by the middleware layer or completion of an application container.

6. The aircraft of any one of claims 1-5, wherein the respective edge member daemon transitions the respective cabin and crew network smart member from either a joined state or a ready state to a busy state when the cabin and crew network smart member indicates to the respective edge member daemon that it is busy.
7. The aircraft of any one of claims 1-6, wherein each respective edge member daemon is configured to maintain a minimal memory footprint and send minimal network traffic when the respective cabin and crew network smart member is in a busy state.
8. The aircraft of any one of claims 1-7, wherein each edge member daemon comprises a monitor configured to listen for requests from the middleware layer and monitor the cabin and crew network smart member CPU, memory, and network usage.
9. The aircraft of claim 8, wherein each edge member daemon comprises a node agent configured to join the middleware layer and receive requests and application containers from an orchestrator of the middleware layer, wherein the monitor is configured to launch the node agent when the cabin and crew network smart member is in a ready state and a join request is received from the middleware layer.
10. The aircraft of claim 9, wherein each edge member daemon comprises a container runtime configured to run application containers in the cabin and crew network smart member as instructed by the node agent, wherein the monitor is configured to launch the container runtime when the cabin and crew network smart member is in a ready state and a join request is received from the middleware layer.

11. The aircraft of claim 10, wherein the monitor is configured to signal the node agent and container runtime to terminate when resource usage levels of the cabin and crew network smart member rise above given thresholds.

12. An onboard analytics system comprising:

a cabin and crew network core with a middleware layer comprising an orchestrator configured to send application containers to a number of cabin and crew network smart members to support onboard analytics; and

the number of cabin and crew network smart members each having a respective edge member daemon, each edge member daemon configured to release resources of the respective cabin and crew network smart member when it leaves a joined state and enters a busy state so that the edge member daemon does not interfere with a primary function of the respective cabin and crew network smart member, each edge member daemon comprising:

a monitor configured to listen for requests from the middleware layer and monitor the cabin and crew network smart member CPU, memory, and network usage;

a node agent configured to join the middleware layer and receive requests and application containers from an orchestrator of the middleware layer, wherein the monitor is configured to launch the node agent when the cabin and crew network smart member is in a ready state and a join request is received from the middleware layer; and

a container runtime configured to run application containers in the cabin and crew network smart member as instructed by the node agent, wherein the monitor is configured to launch the container

runtime when the cabin and crew network smart member is in a ready state and a join request is received from the middleware layer.

13. The onboard analytics system of claim 12, wherein each respective edge member daemon is configured to maintain a minimal memory footprint and send minimal network traffic when the respective cabin and crew network smart member is in a busy state.
14. The onboard analytics system of any one of claims 12-13, wherein the cabin and crew network smart members comprise at least one of a wireless data gateway, an airplane interface device, a crew wireless device, or a smart sensor system.
15. The onboard analytics system of any one of claims 12-14, wherein the cabin and crew network core comprises a number of cabin and crew network servers and network attached storage.
16. A method of performing onboard analytics using available onboard systems, the method comprising:

setting a cabin and crew network smart member to ready state when the cabin and crew network smart member is capable of honoring requests from distributed edge middleware;

joining, by the cabin and crew network smart member in the ready state, the distributed edge middleware to place the cabin and crew network smart member in a joined state in response to receiving a request from the distributed edge middleware of a cabin and crew network core for the cabin and crew network smart member to join the distributed edge middleware;

receiving an application container by an edge member daemon of the cabin and crew network smart member while the cabin and crew network smart member is joined to the distributed edge middleware; and

releasing, by the edge member daemon, resources of the cabin and crew network smart member when the cabin and crew network smart member leaves the joined state and enters a busy state.

**17.** The method of claim **16** further comprising:

reserving resources within the cabin and crew network smart member, by the edge member daemon; and

acting, by the cabin and crew network smart member, as a worker node to the distributed edge middleware.

**18.** The method of any one of claims **16-17** further comprising:

terminating a node agent and a container runtime of the edge member daemon when resource usage levels of the cabin and crew network smart member rise above a threshold.

**19.** The method of any one of claims **16-18** further comprising:

transitioning the cabin and crew network smart member to a busy state when the cabin and crew network smart member indicates to the edge member daemon that it is busy.

**20.** The method of any one of claims **16-19** further comprising:

transitioning the cabin and crew network smart member from a joined state to a ready state upon eviction by the distributed edge middleware or completion of a task of the application container.

**21.** An aircraft configured to perform onboard analytics using available onboard systems, the aircraft comprising:

a cabin and crew network core with a middleware layer comprising an orchestrator configured to send application containers to a number of cabin and crew network smart members to perform the onboard analytics; and

the number of cabin and crew network smart members each having a respective edge member daemon configured to receive application containers from the orchestrator, each edge member daemon configured to release resources of the respective cabin and crew network smart member so that the edge member daemon does not interfere with a primary function of the respective cabin and crew network smart member.

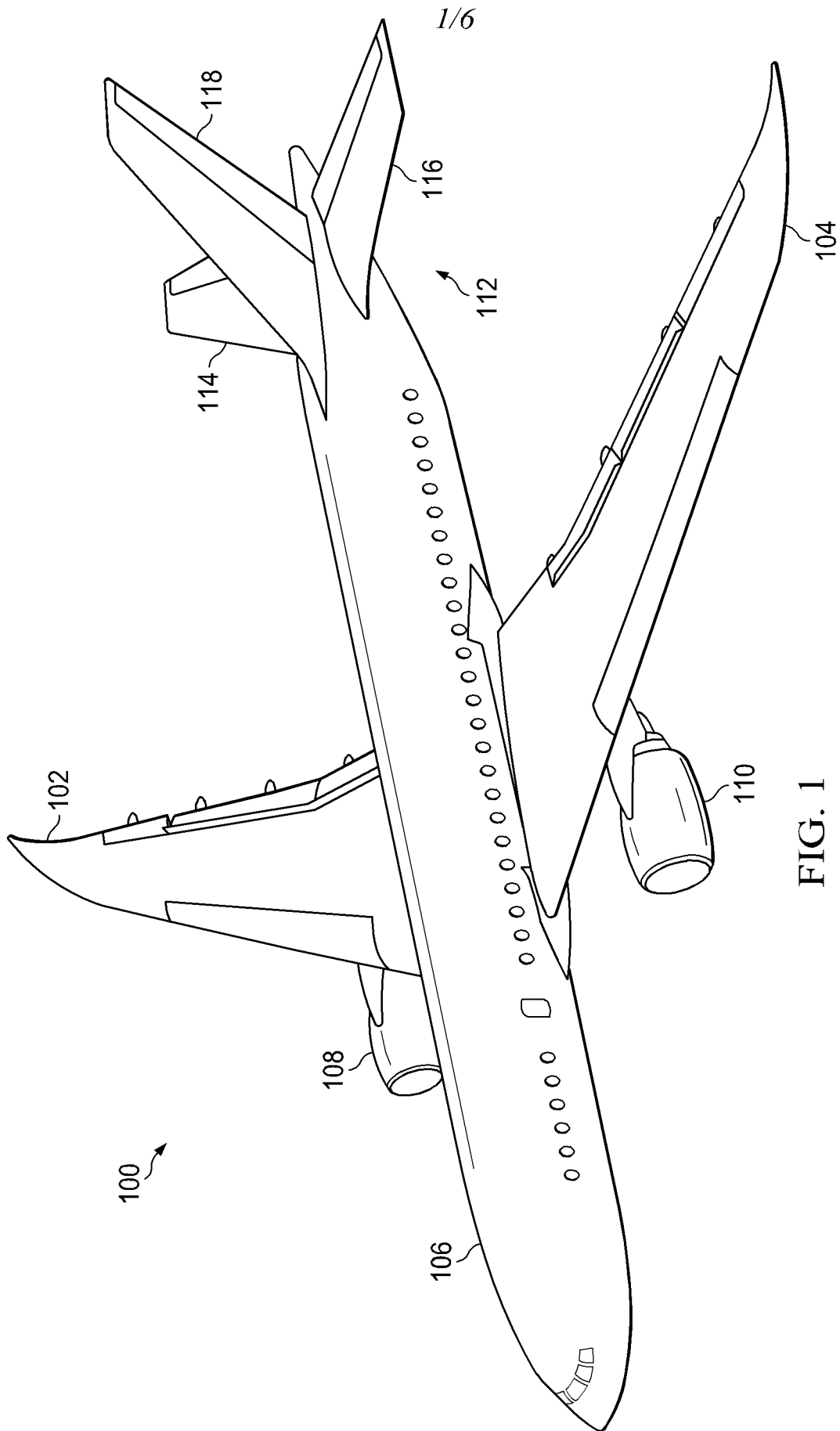


FIG. 1

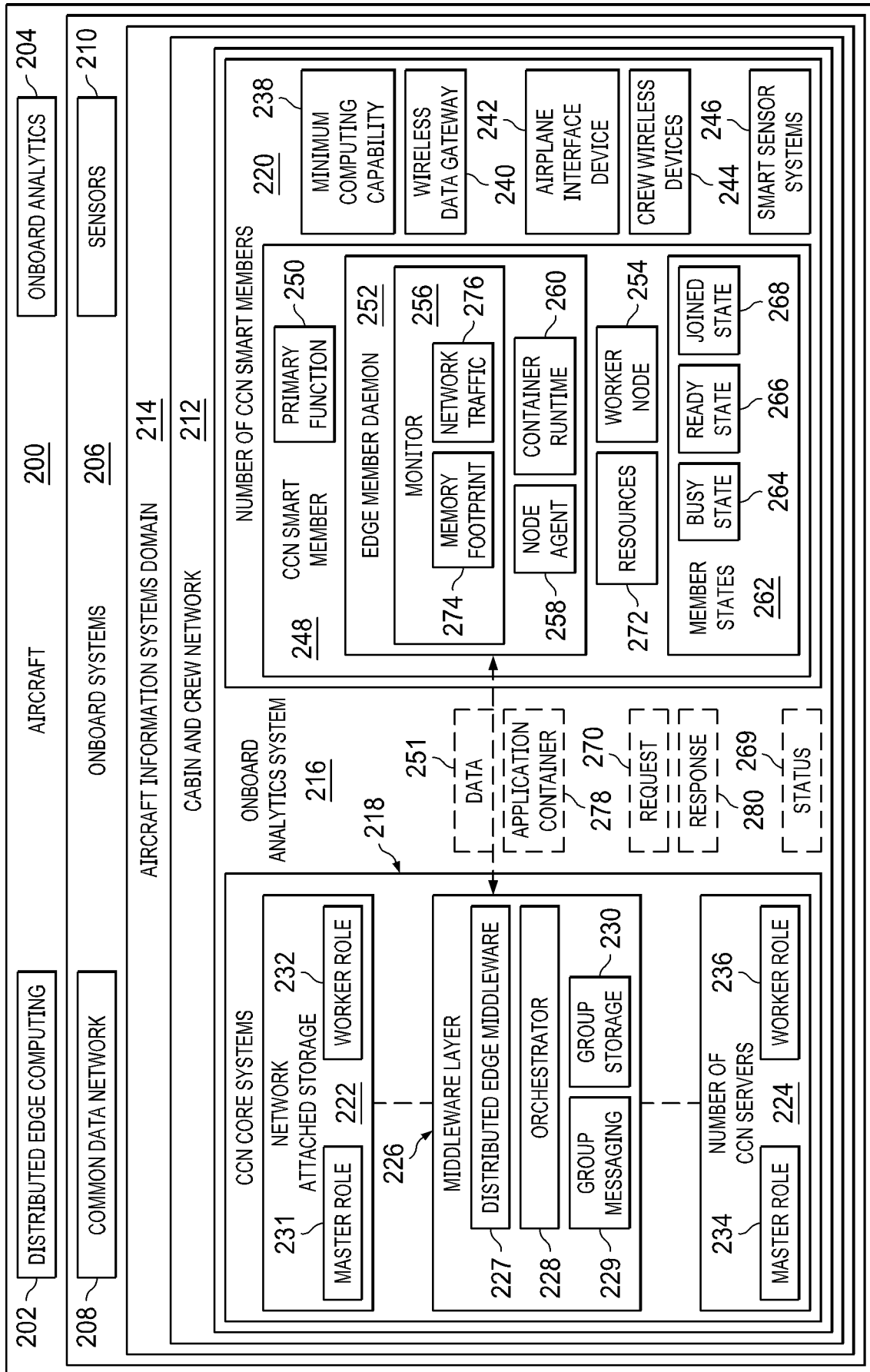


FIG. 2

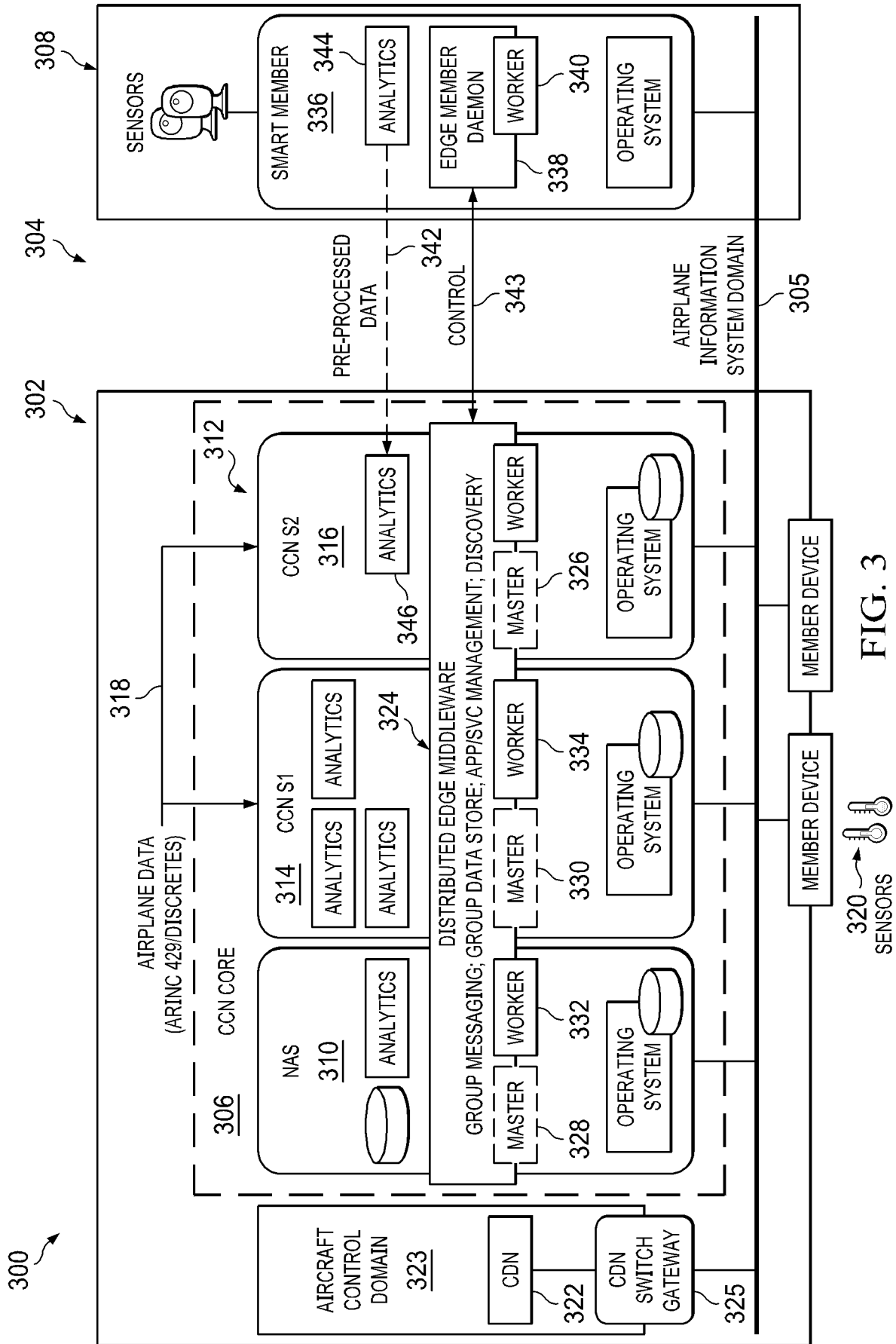


FIG. 3

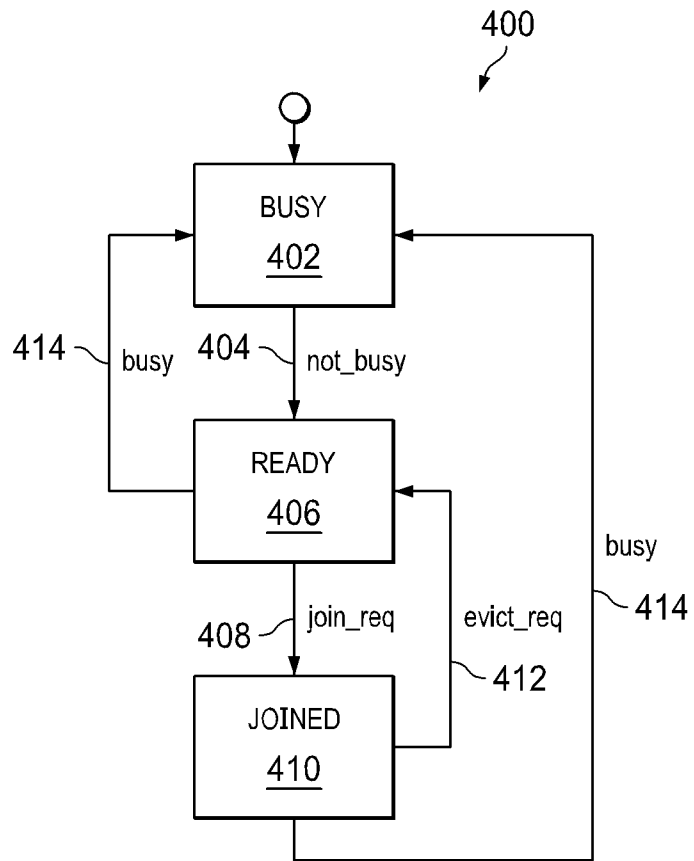


FIG. 4

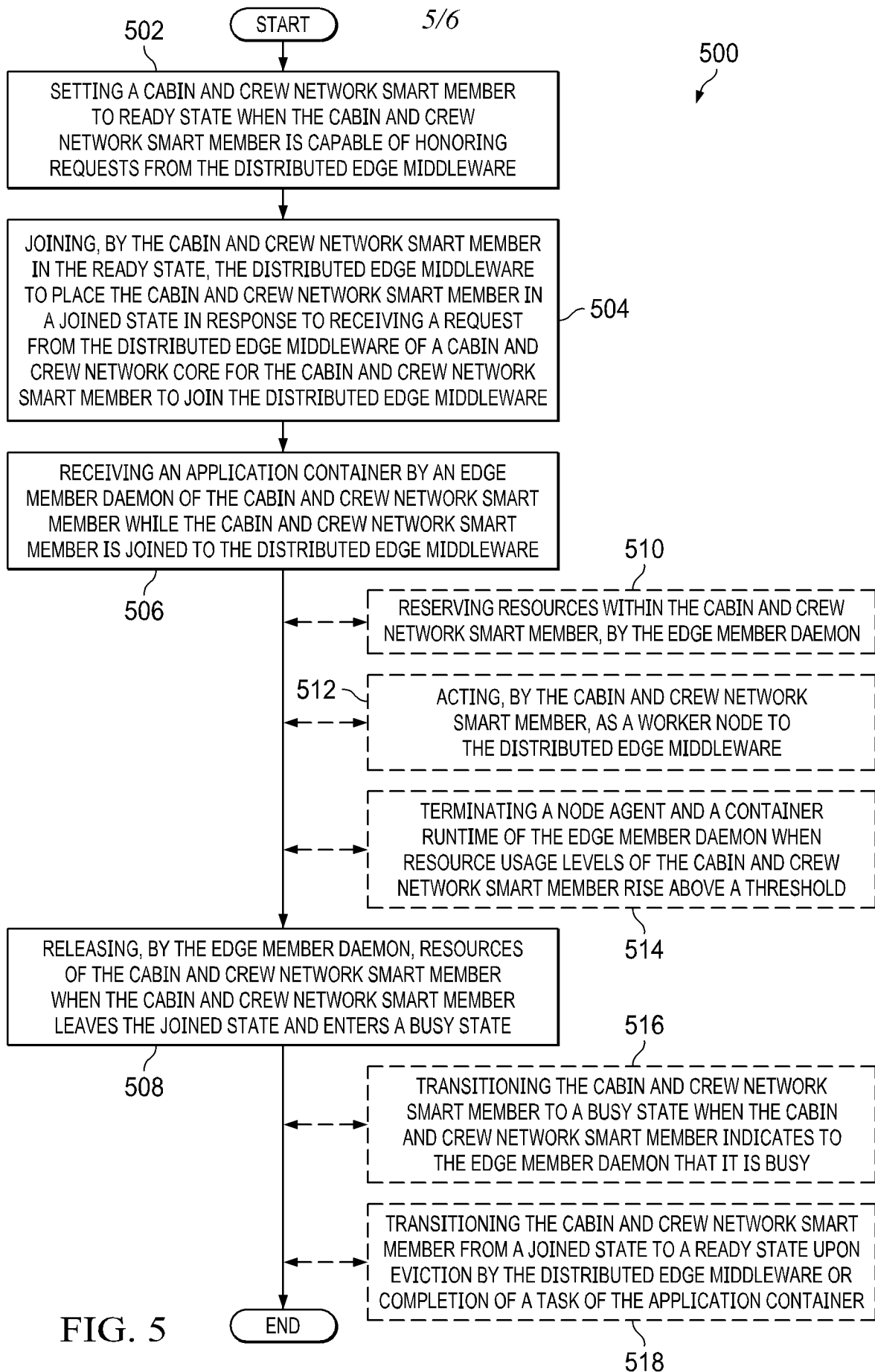


FIG. 5

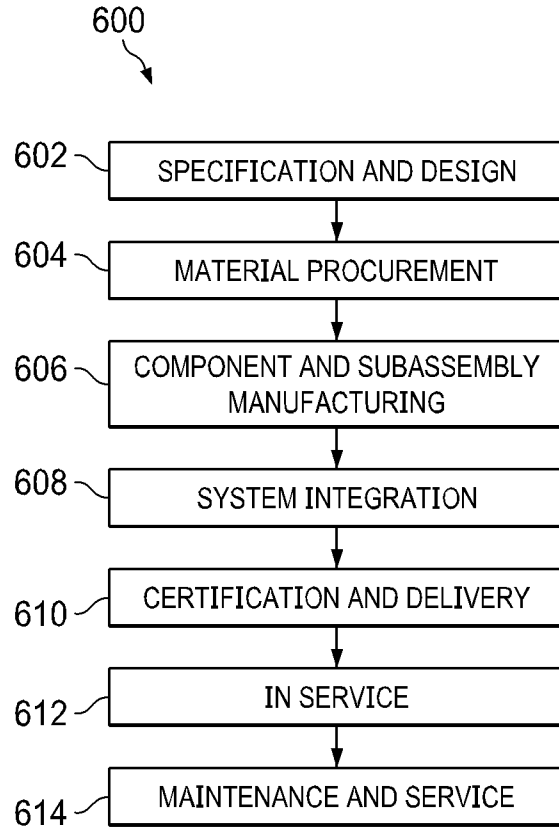


FIG. 6

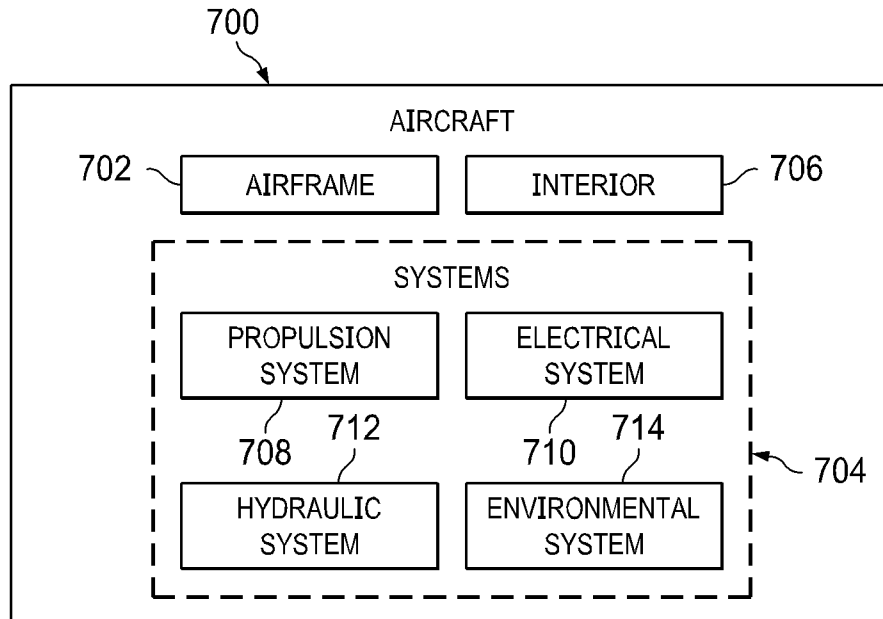


FIG. 7

