



US00D497696S1

(12) **United States Design Patent**
Jeong

(10) **Patent No.:** **US D497,696 S**

(45) **Date of Patent:** **** Oct. 26, 2004**

(54) **LINT COLLECTOR FOR A LAUNDRY DRYER**

D314,261 S * 1/1991 Carr et al. D32/25
2004/0010936 A1 * 1/2004 Han 34/595

* cited by examiner

(75) Inventor: **Seong Hae Jeong**, Changwon-si (KR)

Primary Examiner—Robert A. Delehanty
(74) *Attorney, Agent, or Firm*—Birch, Stewart, Kolasch & Birch, LLP

(73) Assignee: **LG Electronics Inc.**, Seoul (KR)

(**) Term: **14 Years**

(21) Appl. No.: **29/181,961**

(57) **CLAIM**

(22) Filed: **May 19, 2003**

The ornamental design for a lint collector for a laundry dryer, as shown.

(30) **Foreign Application Priority Data**

DESCRIPTION

Mar. 3, 2003 (KR) 30-2003-0005548

(51) **LOC (7) Cl.** **15-05**

FIG. 1 is a front perspective view of the lint collector for a laundry dryer showing my new design;

(52) **U.S. Cl.** **D32/25**

FIG. 2 is a front view thereof;

(58) **Field of Search** D32/1, 5-8, 25;

FIG. 3 is a rear view thereof;

34/523, 595, 603, 235, 667, 82; 312/228, 228.1; 454/367

FIG. 4 is a left side view thereof;

FIG. 5 is a right side view thereof;

(56) **References Cited**

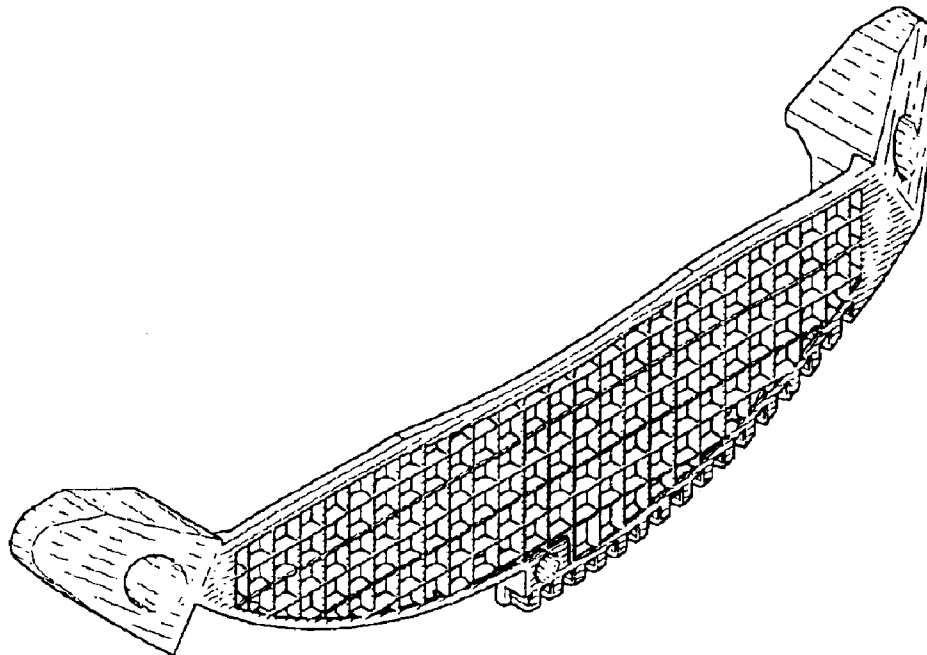
FIG. 6 is a top view thereof; and,

FIG. 7 is a bottom view thereof.

U.S. PATENT DOCUMENTS

4,909,580 A * 3/1990 Mitchell 312/228

1 Claim, 2 Drawing Sheets



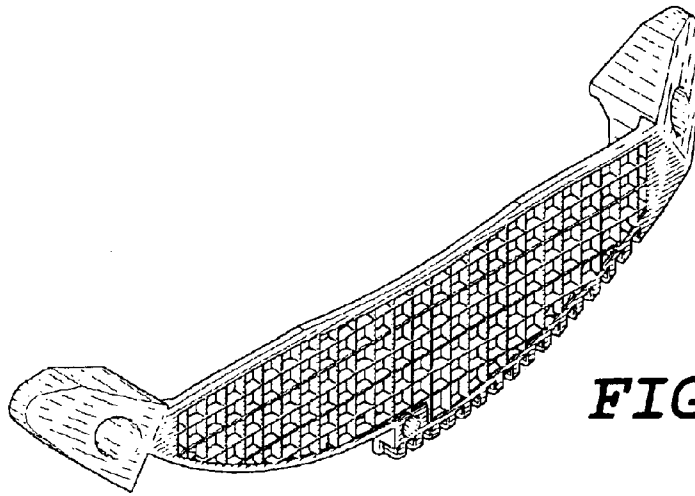


FIG. 1

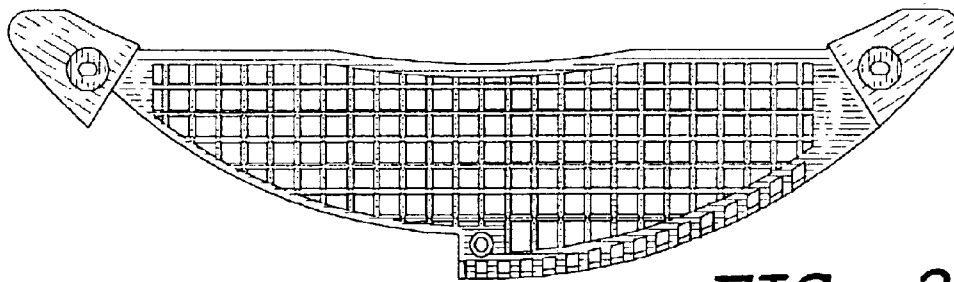


FIG. 2

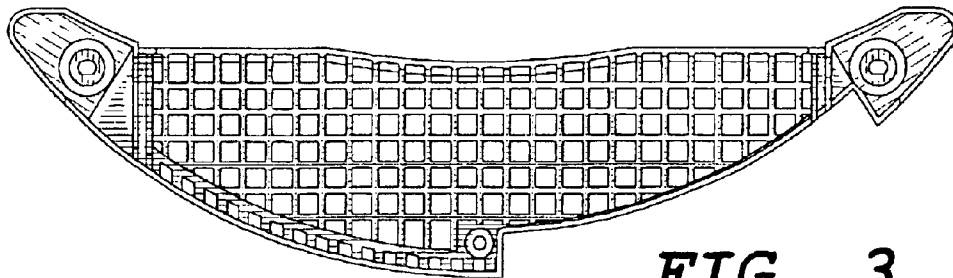


FIG. 3



FIG. 4



FIG. 5



FIG. 6




FIG. 7