

D24-190

D0327

EX

OR D 31,271

DESIGN.

No. 31,271.

Patented July 18, 1899.

**W. C. HALLECK.
PROTECTOR.**

(Application filed May 25, 1899.)

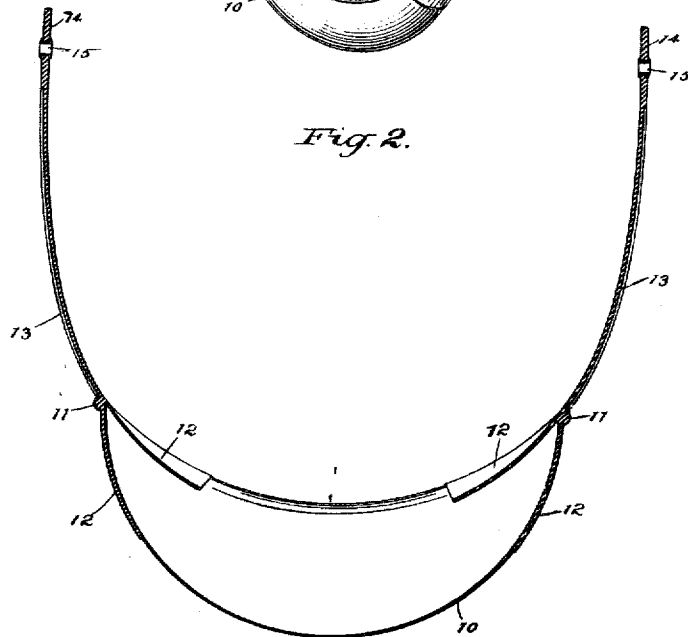
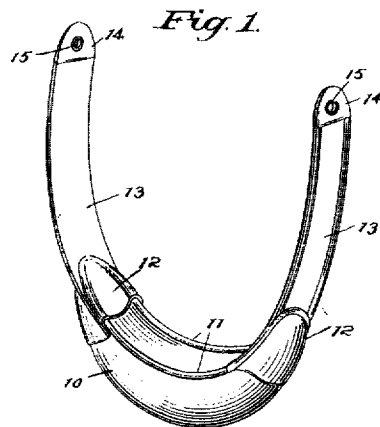
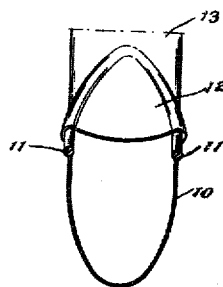


Fig. 3.



WITNESSES:

*G. J. Carey.
C. S. Cowley.*

INVENTOR

William C. Halleck,

BY

*Hutchinson & Creswell
ATTORNEYS*

UNITED STATES PATENT OFFICE.

WILLIAM C. HALLECK, OF NEW YORK, N. Y.

DESIGN FOR A PROTECTOR.

SPECIFICATION forming part of Design No. 31,271, dated July 18, 1899.

Application filed May 25, 1899. Serial No. 718,304. Term of patent 7 years.

To all whom it may concern:

Be it known that I, WILLIAM C. HALLECK, of the city, county, and State of New York, have invented a new and original Design for a Protector, of which the following is a specification, reference being had to the accompanying drawings, showing a part thereof.

Figure 1 is a perspective view of the protector, showing my design. Fig. 2 is an enlarged longitudinal section thereof, and Fig. 3 is a cross-section of the protector.

The leading features of my design are the essentially crescent-shaped body, U-shaped in cross-section, the rib-like edges at the opening of the body, and the single tapering ends merging in strap extensions.

The protector has a sack-like body 10, which, when viewed in elevation, is of an essentially crescent shape, being open at the top, how-

ever, and having its edges thickened and formed into rib-like structures 11.

In cross-section the protector is essentially U-shaped and its edges merge in the rib-like structures 11, above referred to. The body ends or tips merge in the thickened portions 12, which appear to incase the said ends, and the body top terminates in the strap-like extensions 13, which are thickened at the edges and are also thickened at the ends, as shown at 14, which ends are perforated, as at 15.

What I claim is—

The design for a protector herein shown and described.

WILLIAM C. HALLECK.

Witnesses:

W. B. HUTCHINSON,
J. A. E. CRISWELL.