



US00D412042S

**United States Patent** [19]  
**Shih**

[11] **Patent Number: Des. 412,042**  
[45] **Date of Patent: \*\* Jul. 13, 1999**

[54] **LAMP BRACKET**

D. 109,219 4/1938 Kelly ..... D26/149  
D. 212,714 11/1968 Morgan ..... D26/352

[76] Inventor: **Ching Chung Shih**, No. 171-12, Lane  
168, Chang Lu Road, Chang Hua,  
Taiwan

**OTHER PUBLICATIONS**

Taiwan Lighting, p. 84, decorative ring, Aug. 1996.

[\*\*] Term: **14 Years**

*Primary Examiner*—Susan J. Lucas

[21] Appl. No.: **29/082,949**

[57] **CLAIM**

[22] Filed: **Feb. 2, 1998**

The ornamental design for a lamp bracket, as shown and described.

**Related U.S. Application Data**

**DESCRIPTION**

- [51] **LOC (6) Cl.** ..... **26-99**
- [52] **U.S. Cl.** ..... **D26/145**
- [58] **Field of Search** ..... D26/87, 92, 140,  
D26/142, 145, 155, 152, 149; 362/147,  
432, 404; D8/350, 352; D6/540

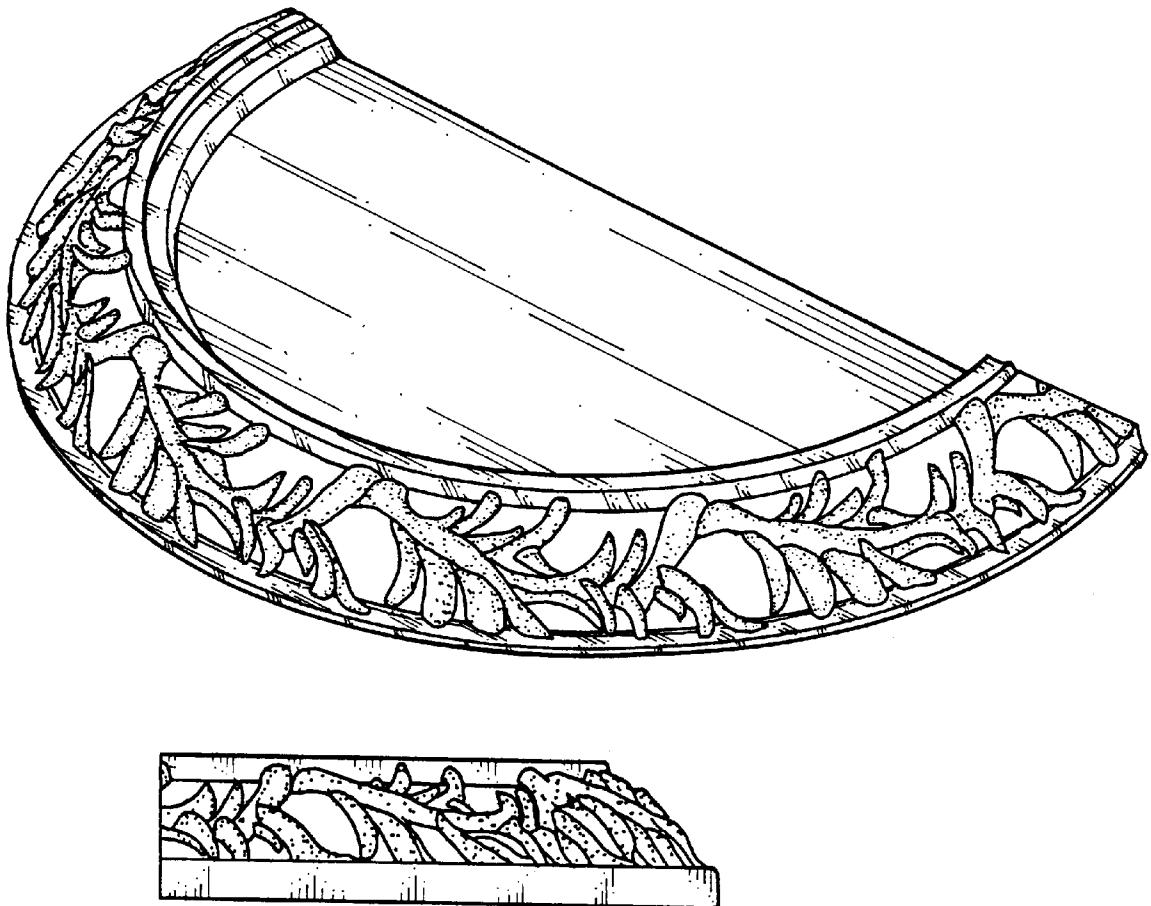
FIG. 1 is a perspective view of a lamp bracket showing my new design;  
 FIG. 2 is a front elevational view thereof;  
 FIG. 3 is a rear elevational view thereof;  
 FIG. 4 is a top plan view thereof;  
 FIG. 5 is a bottom plan view thereof; and  
 FIG. 6 is a left side elevational view thereof; and,  
 FIG. 7 is a right side elevational view thereof.

[56] **References Cited**

**U.S. PATENT DOCUMENTS**

D. 66,046 11/1924 Simon ..... D26/149

**1 Claim, 3 Drawing Sheets**



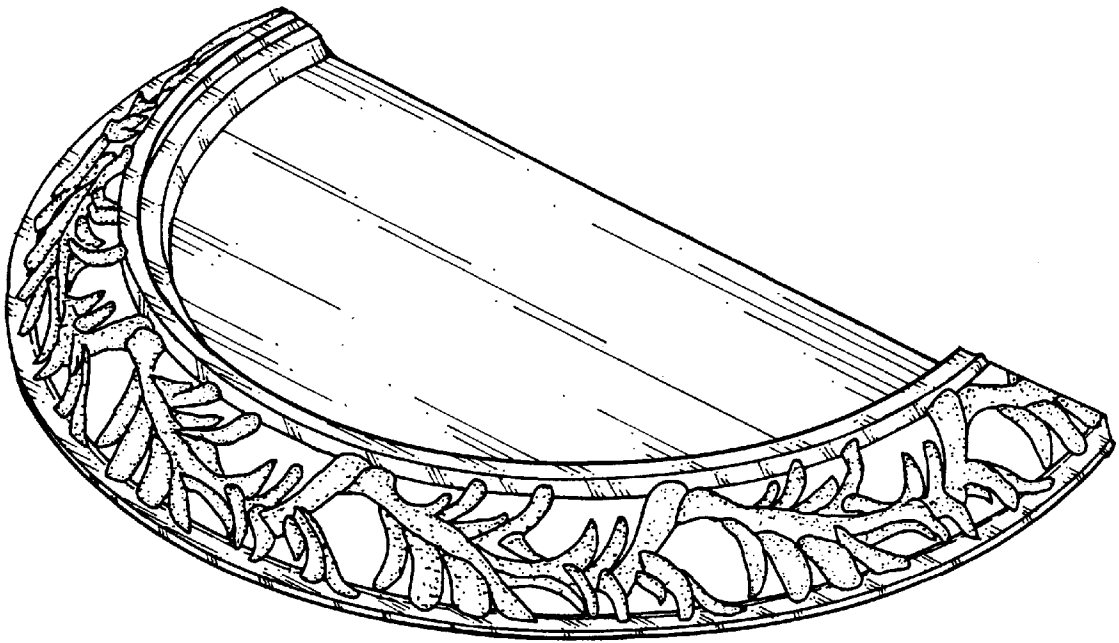


FIG. 1



FIG. 2

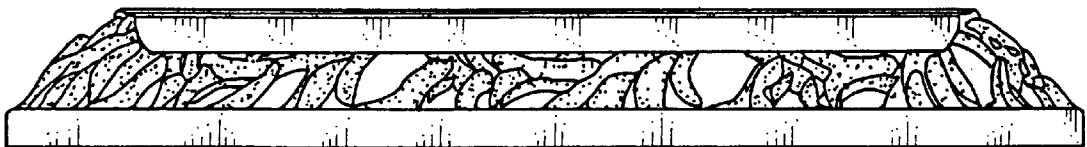


FIG. 3

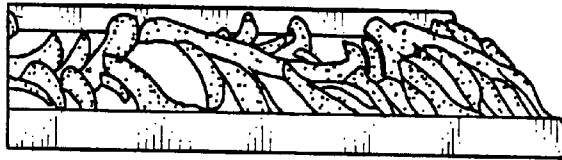


FIG. 6



FIG. 7

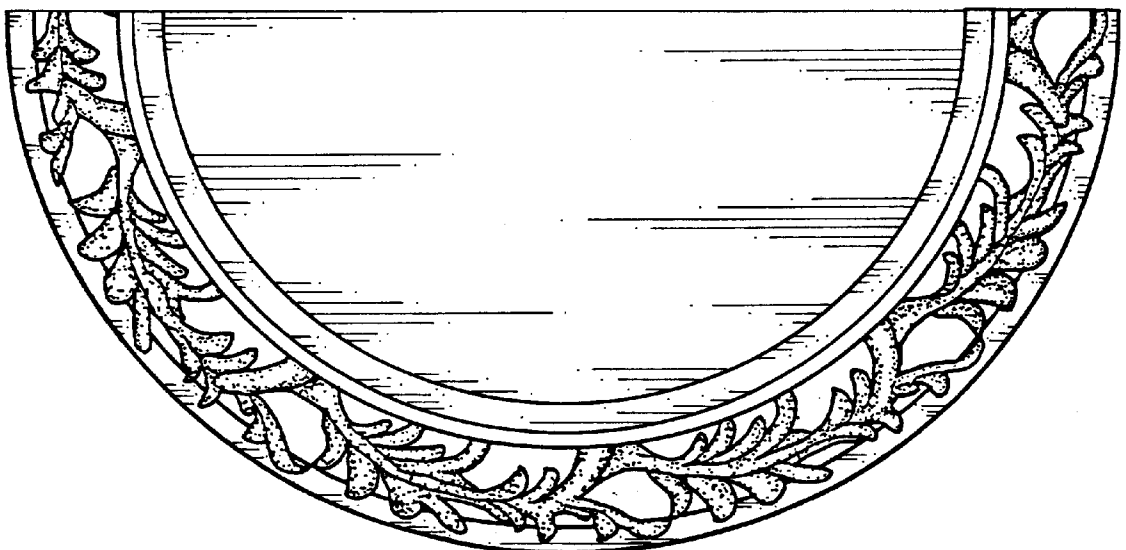


FIG. 4

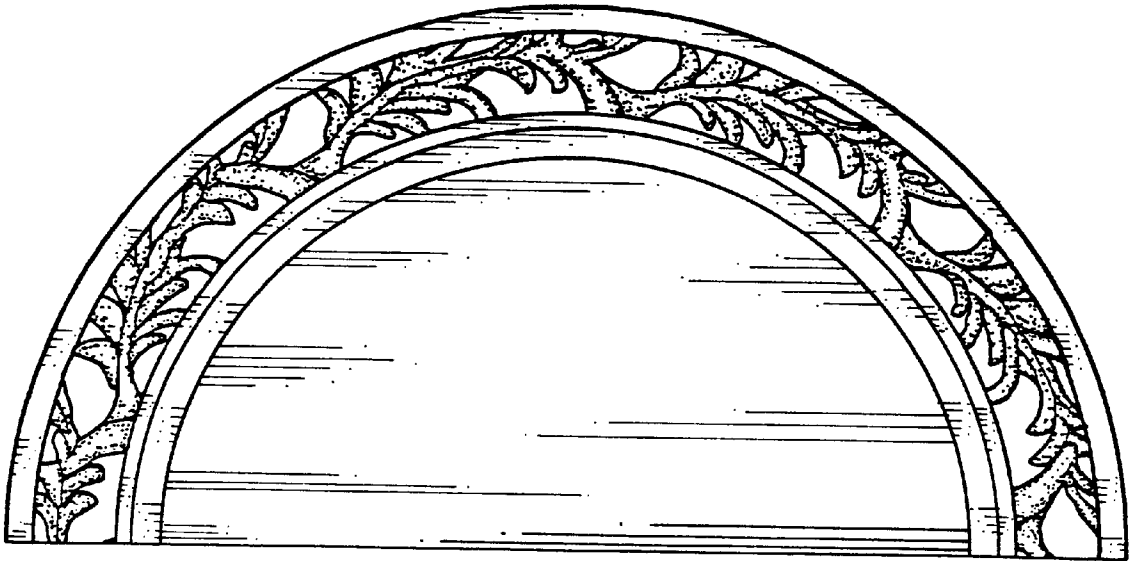


FIG. 5