



US00D679679S

(12) **United States Design Patent**  
**Paslawski**

(10) **Patent No.:** **US D679,679 S**

(45) **Date of Patent:** **\*\* \*Apr. 9, 2013**

(54) **SPEAKER**

(75) Inventor: **Ray N. Paslawski**, Wildwood, MO (US)

(73) Assignee: **Positive Outcomes, Inc.**, Wildwood, MO (US)

(\* ) Notice: This patent is subject to a terminal disclaimer.

(\*\*) Term: **14 Years**

(21) Appl. No.: **29/377,036**

(22) Filed: **Oct. 15, 2010**

(51) **LOC (9) Cl.** ..... **14-01**

(52) **U.S. Cl.**  
USPC ..... **D14/215**

(58) **Field of Classification Search** ..... D14/204,  
D14/210-216, 172; 181/143-144, 147-148,  
181/150-153, 157, 198-199; 381/300-303,  
381/306, 332-333, 336, 345, 361-364, 386-388

See application file for complete search history.

(56) **References Cited**

U.S. PATENT DOCUMENTS

D360,417 S *	7/1995	Mark	.....	D14/215
D506,745 S *	6/2005	Sitoh	.....	D14/211
D506,746 S *	6/2005	Hioki	.....	D14/214
D597,531 S *	8/2009	Cho	.....	D14/215

\* cited by examiner

*Primary Examiner* — Prabhakar Deshmukh

(74) *Attorney, Agent, or Firm* — Polster Lieder Woodruff & Lucchessi, L.C.

(57) **CLAIM**

The ornamental design for a speaker, as shown and described.

**DESCRIPTION**

FIG. 1 is a perspective view of a speaker showing my new design;

FIG. 2 is a top plan view thereof;

FIG. 3 is a bottom plan view thereof;

FIG. 4 is a front elevational view thereof;

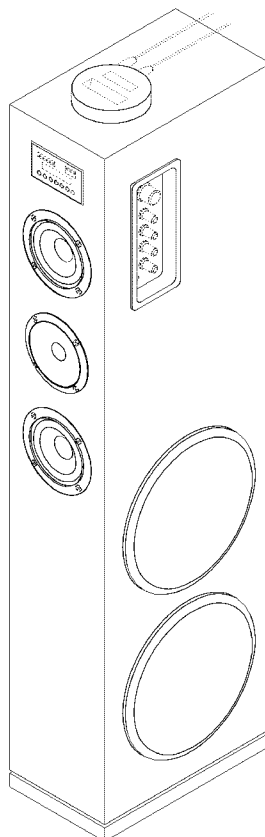
FIG. 5 is a rear elevational view thereof;

FIG. 6 is a left side elevational view thereof; and,

FIG. 7 is a right side elevational view thereof.

The broken lines indicate the disclaimed portions and form no part of the claimed design.

**1 Claim, 7 Drawing Sheets**



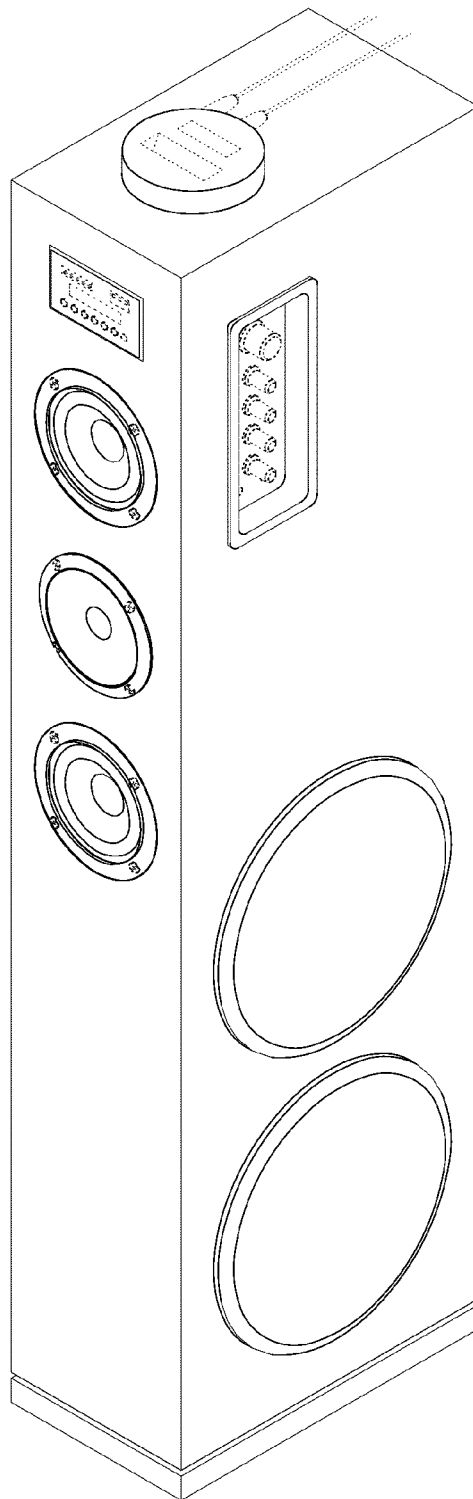


Fig 1

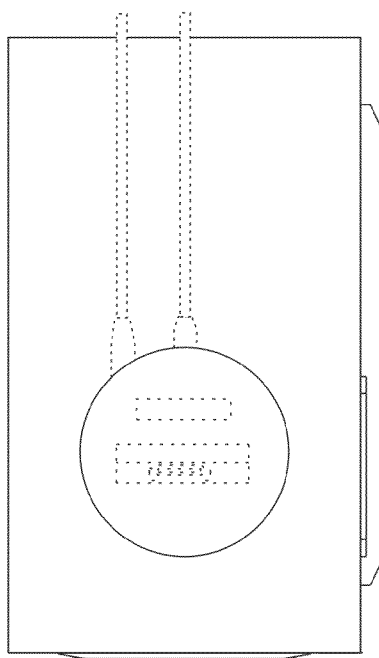


Fig 2




Fig 3

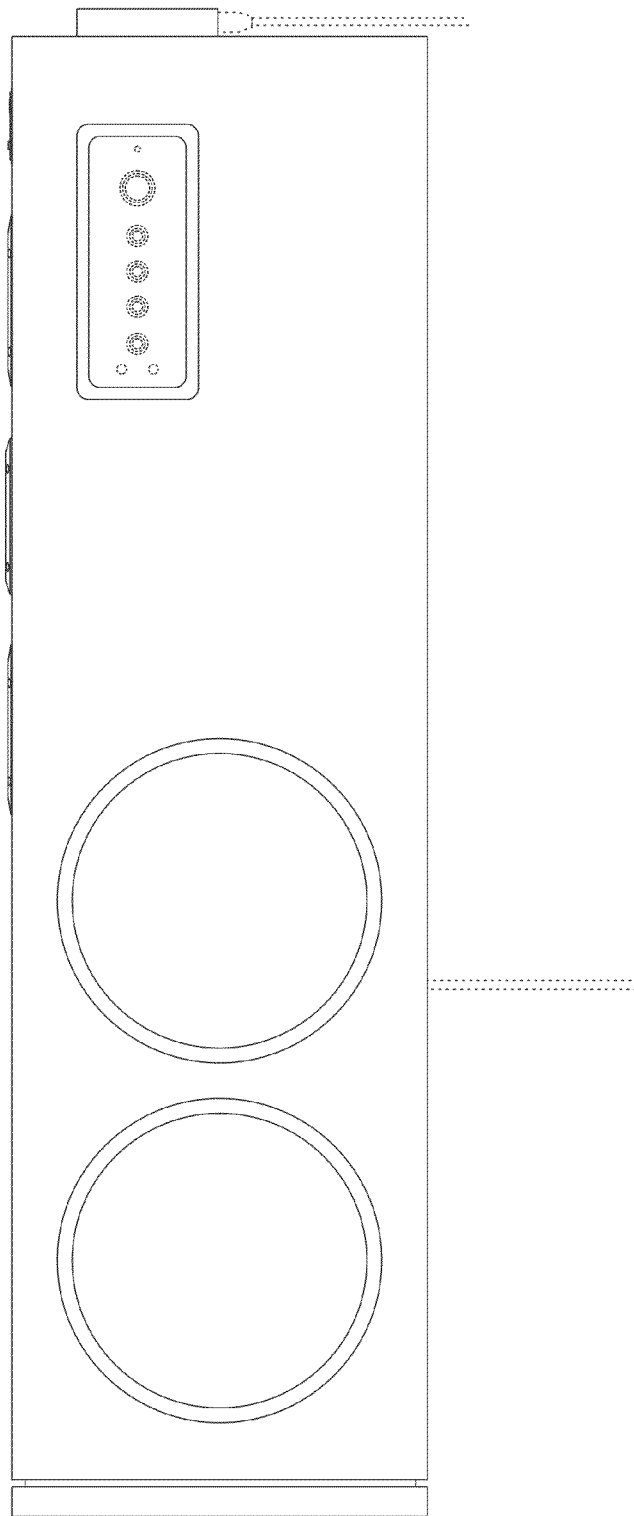


Fig 4




Fig 5

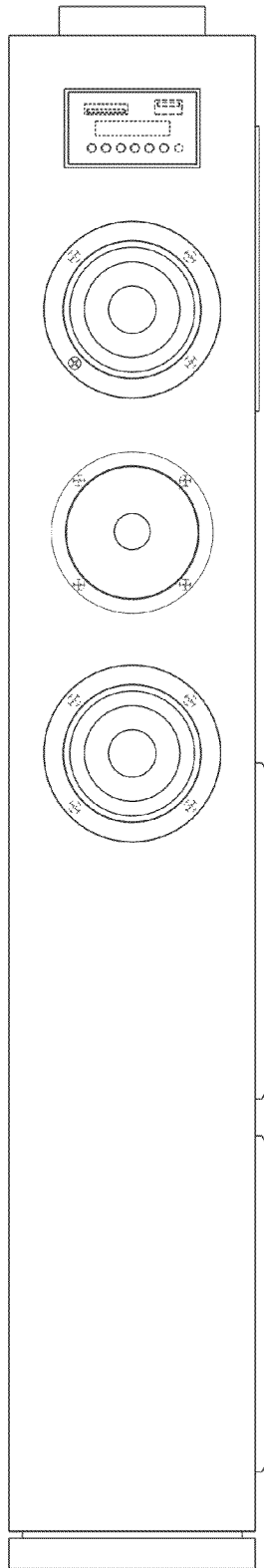


Fig 6

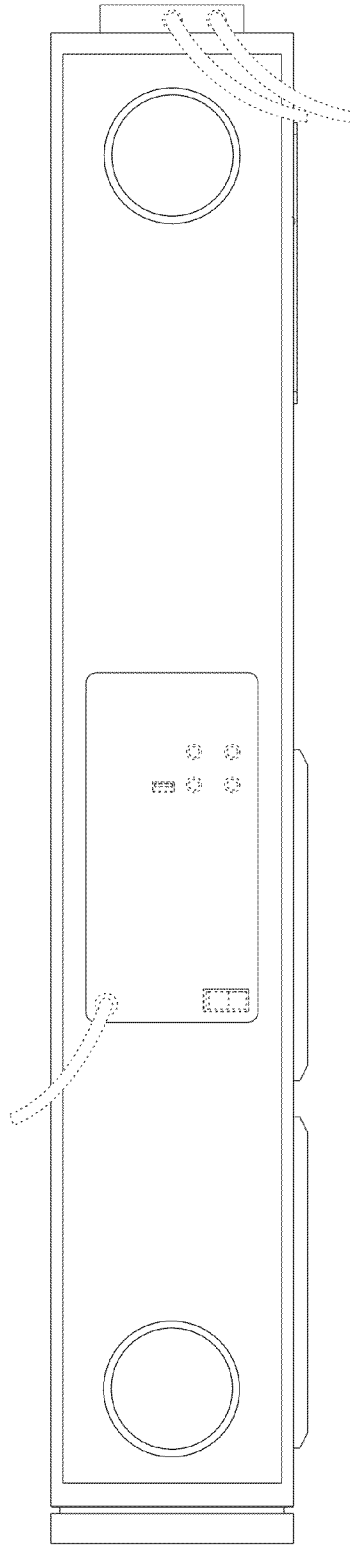


Fig 7