

F. L. Koell,

Safety Packet.

No. 100,805.

Patented Mar. 15. 1870.

Fig. 1.

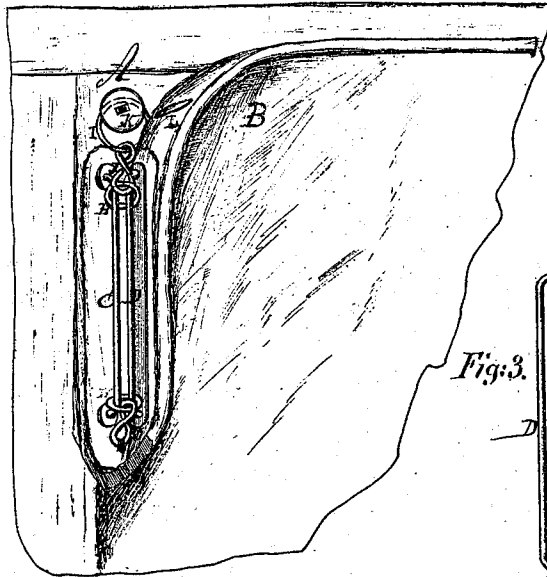


Fig. 3.

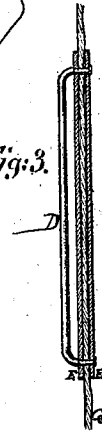
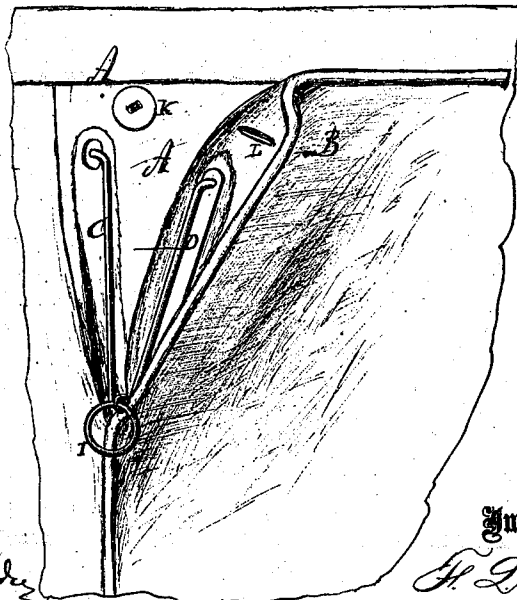


Fig. 2.



Witnesses:
M. Vorländer
Edgar Tate

Inventor:
F. L. Koell
PER *Wm. M. (C)*
Attorneys

United States Patent Office.

FREDERICK L. ROELL, OF NORTHAMPTON, MASSACHUSETTS.

Letters Patent No. 100,805, dated March 15, 1870.

IMPROVEMENT IN SAFETY-ATTACHMENTS FOR POCKETS.

The Schedule referred to in these Letters Patent and making part of the same.

To all whom it may concern:

Be it known that I, FREDERICK L. ROELL, of Northampton, in the county of Hampshire, and State of Massachusetts, have invented a new and useful Improvement in Pocket-Lock; and I do hereby declare that the following is a full, clear, and exact description thereof, which will enable others skilled in the art to make and use the same, reference being had to the accompanying drawings forming part of this specification.

The object of this invention is to provide a safeguard against pickpockets; and

It consists in arranging at the mouth or opening of the pocket, metallic rods, which are allowed to open and close, and are operated and adjusted by means of a sliding ring or rings, as will be hereinafter more fully described.

In the accompanying drawing—

Figure 1 represents the device attached to a pocket, as when the pocket is closed.

Figure 2 is a view of the same, representing the pocket as open.

Figure 3 is a detailed view of one of the rods, showing the method of attaching the locking-rods to the cloth.

Similar letters of reference indicate corresponding parts.

In this example of my invention the lock is seen attached to gentlemen's pants, one rod to the body of the pants, and the other to the pocket-flap, both being placed at or near the opening of the pocket; but I do not confine myself in its use to this particular purpose, but design it for pockets in ladies' dresses, and pockets in any garment to which it may be applied, or for which it may be desirable.

A represents the body of the pants.

B is the pocket-flap.

C and D represent the locking-rods, one of which is attached to each part, as seen in fig. 3, by turning each of the ends of each rod at right angles, and passing the ends through a plate, E, on each side of the cloth, and riveting the same with the cloth F between the plates.

G represents the cloth.

The two rods are connected together at their lower ends by means of a link or ring, or in any suitable manner, so that their upper ends will open and close.

H is a ring which slides freely on both rods.

I is a larger ring, which is connected with the ring H by the link J.

K is a button on the inside of the parts at the opening of the pocket.

When the ring is drawn up, as seen in fig. 1, the rods C D are brought together. The large ring is passed over the button K and securely fastened. No pickpocket can insert his fingers while the rods are in this position.

To gain access to the pocket the ring I must be taken from the button, when the smaller ring H will slip down and allow the upper end of the rods to spread, as seen in fig. 2.

I is a button-hole in the pocket flap, which may be passed over the bottom after the ring I, and afford additional security.

The perfect protection afforded by this arrangement against the depredations of pickpockets must be apparent to all.

Having thus described my invention,

I claim as new, and desire to secure by Letters Patent—

1. The combination of rods C D, attached respectively to the opposite sides of the pocket, and turning on a pivot or link at the lower end, with the sliding ring H, the said parts being constructed and operated together, as set forth.

2. The combination of rods C D, plates E E, rings I H, and link J, all constructed, arranged, and applied to the pocket and the button K, in the manner described.

FRED. L. ROELL.

Witnesses:

GEORGE H. SMITH,
WILLIAM HANCOCK.