

- [54] **COMBINED TOOTHBRUSH AND REFILLABLE-TYPE DENTAL FLOSS HOLDER**
- [76] **Inventor: Maynard O. Torbenson, R.R. 2, Box 129, Enderlin, N. Dak. 58027**
- [**] **Term: 14 Years**
- [21] **Appl. No.: 221,447**
- [22] **Filed: Jul. 19, 1988**
- [52] **U.S. Cl. D4/108; D28/64**
- [58] **Field of Search D4/100-101, D4/104-114; D24/10-11; D28/64; 15/105, 106, 143 R, 159 R, 167.1-167.3, 171-172, 176.1-176.6; 132/308-311, 321-328**

- [56] **References Cited**
- U.S. PATENT DOCUMENTS**
- | | | | |
|------------|--------|------------------|-----------|
| D. 240,981 | 8/1976 | Hill et al. | D4/104 |
| D. 246,877 | 1/1978 | Kitzis | D4/108 |
| D. 255,511 | 6/1980 | Hill et al. | D4/104 |
| 1,454,429 | 5/1923 | Dresser | 132/325 X |
| 1,792,429 | 2/1931 | Klinger | 132/309 |
| 3,814,114 | 6/1974 | Roberts | 132/325 |

3,850,182 11/1974 Clark, Jr. 132/309
 3,930,059 12/1975 Wells 132/321 X

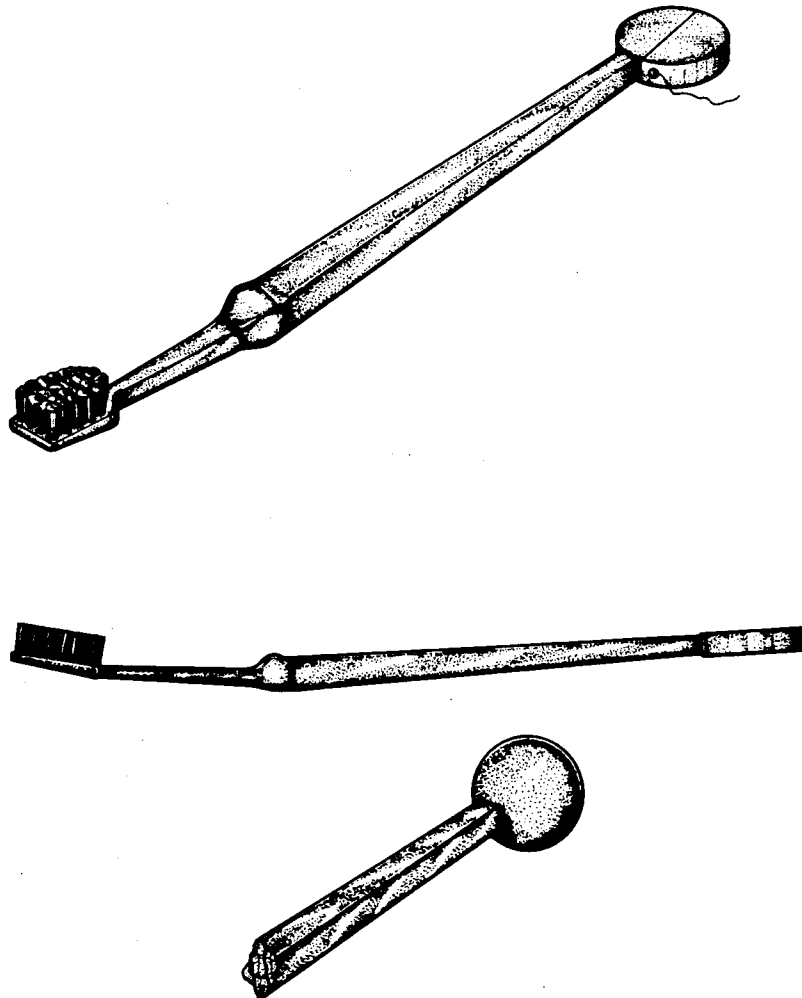
Primary Examiner—Wallace R. Burke
Assistant Examiner—Lavone D. Tabor
Attorney, Agent, or Firm—Richard C. Litman

[57] **CLAIM**

The ornamental design for a combined toothbrush and refillable-type dental floss holder, as shown and described.

DESCRIPTION

FIG. 1 is a top perspective view of a combined toothbrush and refillable type dental floss holder showing my new design;
 FIG. 2 is a left side elevational view thereof, the right side being a mirror image;
 FIG. 3 is a top plan view thereof;
 FIG. 4 is a bottom plan view thereof;
 FIG. 5 is a rear end elevational view thereof; and
 FIG. 6 is a fragmentary perspective view of a second embodiment of the design in FIG. 1 wherein the only difference resides in the shape of the dental floss holder, that shape being a sphere.



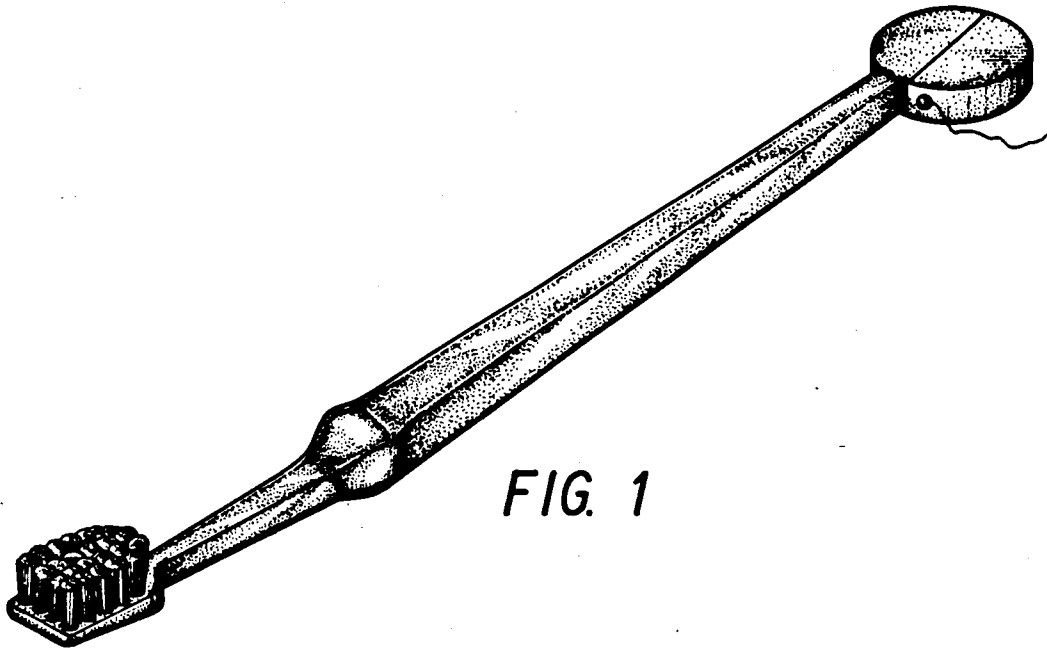


FIG. 1




FIG. 2

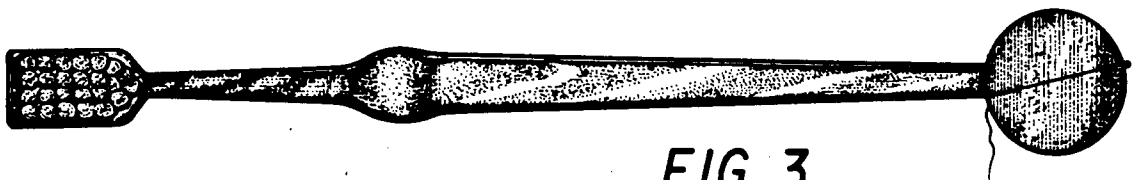


FIG. 3




FIG. 4

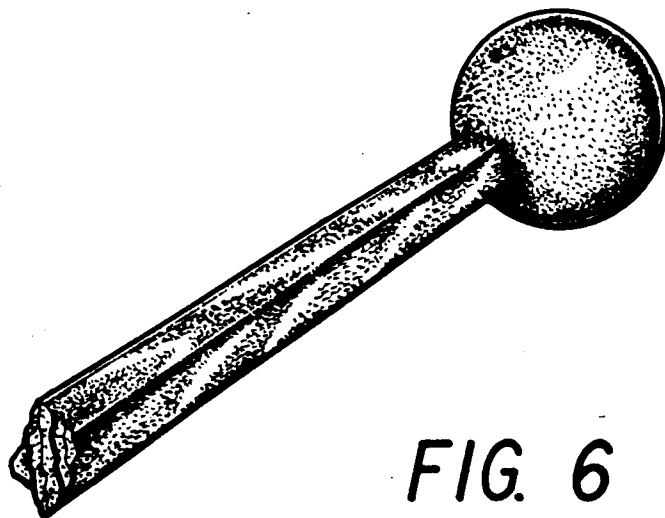


FIG. 6



FIG. 5