



(86) Date de dépôt PCT/PCT Filing Date: 2017/10/06
(87) Date publication PCT/PCT Publication Date: 2018/04/12
(45) Date de délivrance/Issue Date: 2023/04/11
(85) Entrée phase nationale/National Entry: 2019/04/04
(86) N° demande PCT/PCT Application No.: US 2017/055660
(87) N° publication PCT/PCT Publication No.: 2018/068021
(30) Priorités/Priorities: 2016/10/07 (US62/405,801);
2017/06/28 (US62/526,331)

(51) Cl.Int./Int.Cl. *C07J 17/00* (2006.01),
C07J 41/00 (2006.01), *C07J 43/00* (2006.01),
C07J 51/00 (2006.01)

(72) Inventeurs/Inventors:
SUN, DAQING, US;
MCGEE, LAWRENCE R., US;
DU, XIAOHUI, US;
ZHU, LIUSHENG, US;
YAN, XUELEI, US;
REW, YOSUP, US;
...

(73) Propriétaire/Owner:
ORIC PHARMACEUTICALS, INC., US

(74) Agent: GOWLING WLG (CANADA) LLP

(54) Titre : INHIBITEURS DE RECEPTEURS GLUCOCORTICOIDES

(54) Title: INHIBITORS OF GLUCOCORTICOID RECEPTOR

(57) Abrégé/Abstract:

The present invention relates generally to compositions and methods for treating cancer and hypercortisolism. Provided herein are substituted steroidal derivative compounds and pharmaceutical compositions comprising said compounds. The subject compounds and compositions are useful for inhibition of glucocorticoid receptors. Furthermore, the subject compounds and compositions are useful for the treatment of cancer.

(72) **Inventeurs(suite)/Inventors(continued)**: EKSTEROWICZ, JOHN, US; MEDINA, JULIO C., US; FANTIN, VALERIA R., US; ZHOU, HAIYING, US; BALBAS, MINNA DELARAE, US

(12) INTERNATIONAL APPLICATION PUBLISHED UNDER THE PATENT COOPERATION TREATY (PCT)

(19) World Intellectual Property

Organization

International Bureau

(43) International Publication Date

12 April 2018 (12.04.2018)



(10) International Publication Number

WO 2018/068021 A1

(51) International Patent Classification:

C07J 17/00 (2006.01) C07J 43/00 (2006.01)

C07J 41/00 (2006.01) C07J 51/00 (2006.01)

(21) International Application Number:

PCT/US2017/055660

(22) International Filing Date:

06 October 2017 (06.10.2017)

(25) Filing Language:

English

(26) Publication Language:

English

(30) Priority Data:

62/405,801 07 October 2016 (07.10.2016) US

62/526,331 28 June 2017 (28.06.2017) US

(71) Applicant: ORIC PHARMACEUTICALS, INC.

[US/US]; 240 E. Grand Avenue, 2nd Floor, South San Francisco, California 94080 (US).

(72) Inventors: SUN, Daqing; 804 Cortez Lane, Foster City,

California 94404 (US). MCGEE, Lawrence R.; 39 Big Sur

Way, Pacifica, California 94044 (US). DU, Xiaohui; 2735

Wemberly Drive, Belmont, California 94002 (US). ZHU,

Liusheng; 752 Orion Lane, Foster City, California 94404

(US). YAN, Xuelei; 1120 Nimitz Lane, Foster City, Cal-

ifornia 94404 (US). REW, Yosup; 828 Juno Lane, Fos-

ter City, California 94404 (US). EKSTEROWICZ, John;

1845 Church Street, San Francisco, California 94131 (US).

MEDINA, Julio C.; 2879 Roland Ave, San Carlos, Cali-

fornia 94070 (US). FANTIN, Valeria R.; 3133 Frontera

Way, Apt 217, Burlingame, California 94010 (US). ZHOU,

Haiying; 280 San Felipe Ave, Apt 3, San Bruno, Califor-

nia 94066 (US). BALBAS, Minna Delarae; 615 Monterey

Blvd, Apt 2, San Francisco, California 94127 (US).

(74) Agent: SMITH, Deborah M.; WILSON SONSINI

GOODRICH & ROSAIT, 650 Page Mill Road, Palo Alto,

California 94304 (US).

(81) Designated States (unless otherwise indicated, for every

kind of national protection available): AE, AG, AL, AM,

AO, AT, AU, AZ, BA, BB, BG, BH, BN, BR, BW, BY, BZ,

CA, CH, CL, CN, CO, CR, CU, CZ, DE, DJ, DK, DM, DO,

DZ, EC, EE, EG, ES, FI, GB, GD, GE, GH, GM, GT, HN,

HR, HU, ID, IL, IN, IR, IS, JO, JP, KE, KG, KH, KN, KP,

KR, KW, KZ, LA, LC, LK, LR, LS, LU, LY, MA, MD, ME,

MG, MK, MN, MW, MX, MY, MZ, NA, NG, NI, NO, NZ,

OM, PA, PE, PG, PH, PL, PT, QA, RO, RS, RU, RW, SA,

SC, SD, SE, SG, SK, SL, SM, ST, SV, SY, TH, TJ, TM, TN,

TR, TT, TZ, UA, UG, US, UZ, VC, VN, ZA, ZM, ZW.

(84) Designated States (unless otherwise indicated, for every

kind of regional protection available): ARIPO (BW, GH, GM, KE, LR, LS, MW, MZ, NA, RW, SD, SL, ST, SZ, TZ, UG, ZM, ZW), Eurasian (AM, AZ, BY, KG, KZ, RU, TJ, TM), European (AL, AT, BE, BG, CH, CY, CZ, DE, DK, EE, ES, FI, FR, GB, GR, HR, HU, IE, IS, IT, LT, LU, LV, MC, MK, MT, NL, NO, PL, PT, RO, RS, SE, SI, SK, SM, TR), OAPI (BF, BJ, CF, CG, CI, CM, GA, GN, GQ, GW, KM, ML, MR, NE, SN, TD, TG).

Declarations under Rule 4.17:

— as to the applicant's entitlement to claim the priority of the earlier application (Rule 4.17(iii))

Published:

— with international search report (Art. 21(3))

(54) Title: INHIBITORS OF GLUCOCORTICOID RECEPTOR

(57) Abstract: The present invention relates generally to compositions and methods for treating cancer and hypercortisolism. Provided herein are substituted steroidal derivative compounds and pharmaceutical compositions comprising said compounds. The subject compounds and compositions are useful for inhibition of glucocorticoid receptors. Furthermore, the subject compounds and compositions are useful for the treatment of cancer.

WO 2018/068021 A1

INHIBITORS OF GLUCOCORTICOID RECEPTOR

[0001]

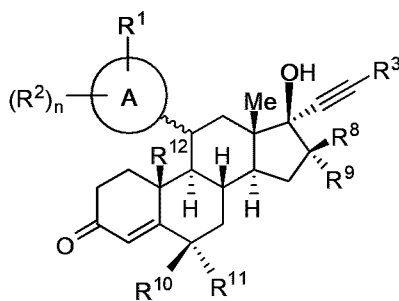
BACKGROUND

[0002] A need exists in the art for an effective treatment of cancer, neoplastic disease, and hypercortisolism.

BRIEF SUMMARY OF THE INVENTION

[0003] Provided herein are substituted steroidal derivative compounds and pharmaceutical compositions comprising said compounds. The subject compounds and compositions are useful as inhibitors of glucocorticoid receptors (GR). Furthermore, the subject compounds and compositions are useful for the treatment of cancer, such as prostate cancer, breast cancer, lung cancer, and ovarian cancer, and hypercortisolism.

[0004] Some embodiments provided herein describe compounds having the structure of Formula (III), or a pharmaceutically acceptable salt, solvate, or prodrug thereof:



Formula (III)

wherein

ring A is a heteroaryl, aryl, cycloalkyl, or heterocyclyl;

R^1 is $-NR^{4a}R^{5a}$;

each R^2 is independently $-NR^4R^5$, optionally substituted alkyl, $-NR^4R^5$, halo, $-OR^6$, $-OH$, optionally substituted alkyl, haloalkyl, optionally substituted carbocyclyl, optionally substituted carbocyclylalkyl, optionally substituted heteroalkyl, optionally substituted heterocyclyl, optionally substituted heterocyclylalkyl, optionally substituted hydroxyalkyl, $-C(O)R^6$, $-C(O)OR^6$, $-C(O)NR^4R^5$, $-OC(O)OR^6$, $-OC(O)NR^4R^5$, $-S(O)_2NR^4R^5$, $-S(O)_2R^7$, $-S(O)R^7$, $-SR^7$, $-NR^4S(O)_2NR^4R^5$, $-CN$, $-CO_2H$, or $-NO_2$;

or R^1 and R^2 on adjacent atoms are taken together with the atoms to which they are attached to form an optionally substituted heterocycle;

R^3 is optionally substituted C_{2-8} alkyl, halo, haloalkyl, optionally substituted carbocyclyl, optionally substituted carbocyclylalkyl, optionally substituted heterocyclyl, optionally substituted heterocyclylalkyl, optionally substituted heteroalkyl, optionally substituted aryl, optionally substituted heteroaryl, $-Si(R^6)_3$, $-OR^6$, or $-S(O)_2R^7$;

R^{4a} is C_{2-8} alkyl, optionally substituted carbocyclyl, optionally substituted aryl, optionally substituted heterocyclyl, optionally substituted heteroaryl, $-S(O)_2R^7$, $-C(O)N(R^{13})_2$, $-C(O)R^6$, or $-C(O)OR^6$;

R^{5a} is $-H$, optionally substituted alkyl, haloalkyl, optionally substituted carbocyclyl, optionally substituted aryl, optionally substituted heterocyclyl, optionally substituted heteroaryl, $-S(O)_2R^7$, $-C(O)N(R^{13})_2$, $-C(O)R^6$, or $-C(O)OR^6$;

or R^{4a} and R^{5a} are taken together with the N atom to which they are attached to form an optionally substituted heterocycle;

R^4 and R^5 are each independently $-H$, optionally substituted alkyl, haloalkyl, optionally substituted carbocyclyl, optionally substituted aryl, optionally substituted heterocyclyl, optionally substituted heteroaryl, $-S(O)_2R^7$, $-C(O)N(R^{13})_2$, $-C(O)R^6$, or $-C(O)OR^6$;

or R^4 and R^5 are taken together with the N atom to which they are attached to form a substituted or unsubstituted heterocycle;

each R^6 is independently optionally substituted alkyl, haloalkyl, optionally substituted carbocyclyl, optionally substituted aryl, optionally substituted heterocyclyl, or optionally substituted heteroaryl;

R^7 is optionally substituted alkyl, haloalkyl, optionally substituted carbocyclyl, optionally substituted heteroalkyl, optionally substituted aryl, optionally substituted aralkyl, optionally substituted heterocyclyl, or optionally substituted heteroaryl;

R^8 and R^9 are each independently $-H$, optionally substituted alkyl, haloalkyl, halo, optionally substituted carbocyclyl, optionally substituted carbocyclylalkyl, optionally substituted heteroalkyl, optionally substituted heterocyclyl, optionally substituted heterocyclylalkyl, $-OH$, $-S(O)_2R^7$, $-C(O)_2H$, $-C(O)R^6$, or $-C(O)OR^6$;

or R^8 and R^9 are taken together with the atom to which they are attached to form a substituted or unsubstituted ring containing 0-2 heteroatoms selected from the group consisting of $-O-$, $-NH-$, $-NR^6-$, $-S-$, and $-S(O)_2-$;

R^{10} and R^{11} are each independently $-H$, optionally substituted alkyl, halo, haloalkyl, optionally substituted carbocyclyl, optionally substituted carbocyclylalkyl, optionally substituted heteroalkyl, optionally substituted heterocyclyl, optionally substituted heterocyclylalkyl, $-OH$, $-S(O)_2R^7$, $-C(O)_2H$, $-C(O)R^6$, or $-C(O)OR^6$;

or R^{10} and R^{11} are taken together with the atom to which they are attached to form a substituted or unsubstituted ring containing 0-2 heteroatoms selected from the group consisting of $-O-$, $-NH-$, $-NR^6-$, $-S-$, and $-S(O)_2-$;

R^{12} is hydrogen, optionally substituted alkyl, haloalkyl, hydroxy, halo, optionally substituted carbocyclyl, optionally substituted carbocyclylalkyl, optionally substituted heterocyclyl, optionally substituted heterocyclylalkyl, or optionally substituted heteroalkyl; each R^{13} is independently H, optionally substituted alkyl, haloalkyl, optionally substituted carbocyclyl, optionally substituted heteroalkyl, optionally substituted aryl, optionally substituted aralkyl, optionally substituted heterocyclyl, or optionally substituted heteroaryl; and n is 0, 1, 2, 3, or 4.

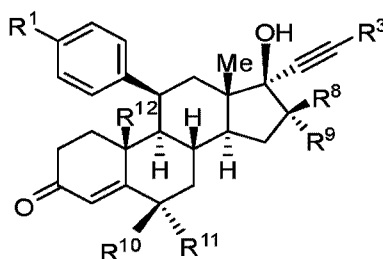
[0005] In some embodiments of a compound of Formula (III), or a pharmaceutically acceptable salt, solvate, or prodrug thereof, R^{12} is hydrogen, alkyl, haloalkyl, hydroxy, halo, carbocyclyl, or heteroalkyl. In some embodiments of a compound of Formula (III), or a pharmaceutically acceptable salt, solvate, or prodrug thereof, R^{12} is C_{1-6} alkyl or hydrogen. In some embodiments of a compound of Formula (III), or a pharmaceutically acceptable salt, solvate, or prodrug thereof, R^{12} is methyl. In some embodiments of a compound of Formula (III), or a pharmaceutically acceptable salt, solvate, or prodrug thereof, R^{12} is H. In some embodiments of a compound of Formula (III), or a pharmaceutically acceptable salt, solvate, or prodrug thereof, ring A is monocyclic heteroaryl or monocyclic aryl. In some embodiments of a compound of Formula (III), or a pharmaceutically acceptable salt, solvate, or prodrug thereof, ring A is phenyl, pyridinyl, pyrimidinyl, pyrazinyl, or pyridazinyl. In some embodiments of a compound of Formula (III), or a pharmaceutically acceptable salt, solvate, or prodrug thereof, ring A is phenyl. In some embodiments of a compound of Formula (III), or a pharmaceutically acceptable salt, solvate, or prodrug thereof, R^{4a} is C_{2-8} alkyl. In some embodiments of a compound of Formula (III), or a pharmaceutically acceptable salt, solvate, or prodrug thereof, R^{4a} is C_{3-6} alkyl. In some embodiments of a compound of Formula (III), or a pharmaceutically acceptable salt, solvate, or prodrug thereof, R^{4a} is C_{2-4} alkyl. In some embodiments of a compound of Formula (III), or a pharmaceutically acceptable salt, solvate, or prodrug thereof, R^{4a} is ethyl, i-propyl, or t-butyl. In some embodiments of a compound of Formula (III), or a pharmaceutically acceptable salt, solvate, or prodrug thereof, R^{5a} is -H, optionally substituted alkyl, or haloalkyl. In some embodiments of a compound of Formula (III), or a pharmaceutically acceptable salt, solvate, or prodrug thereof, R^{5a} is -H or alkyl. In some embodiments of a compound of Formula (III), or a pharmaceutically acceptable salt, solvate, or prodrug thereof, R^{5a} is C_{1-6} alkyl. In some embodiments of a compound of Formula (III), or a pharmaceutically acceptable salt, solvate, or prodrug thereof, R^{4a} and R^{5a} are taken together with the N atom to which they are attached to form an optionally substituted heterocycle. In some embodiments of a compound of Formula (III), or a pharmaceutically acceptable salt, solvate, or prodrug thereof, R^{4a} and R^{5a} are taken together with the N atom to which they are attached to form an optionally substituted pyrrolidinyl, an optionally substituted morpholinyl, an optionally substituted thiomorpholinyl, an optionally substituted piperidinyl, or an optionally substituted piperazinyl. In some embodiments of a compound of Formula (III), or a pharmaceutically acceptable

salt, solvate, or prodrug thereof, n is 0, 1, or 2. In some embodiments of a compound of Formula (III), or a pharmaceutically acceptable salt, solvate, or prodrug thereof, n is 0. In some embodiments of a compound of Formula (III), or a pharmaceutically acceptable salt, solvate, or prodrug thereof, n is 1.

[0006] In some embodiments of a compound of Formula (III), or a pharmaceutically acceptable salt, solvate, or prodrug thereof, each R^2 is independently $-NR^4R^5$, halo, $-OR^6$, alkyl, fluoroalkyl, carbocyclyl, heteroalkyl, heterocyclyl, $-S(O)_2NR^4R^5$, or $-S(O)_2R^7$. In some embodiments of a compound of Formula (III), or a pharmaceutically acceptable salt, solvate, or prodrug thereof, R^3 is optionally substituted C_{2-8} alkyl, haloalkyl, or optionally substituted carbocyclyl. In some embodiments of a compound of Formula (III), or a pharmaceutically acceptable salt, solvate, or prodrug thereof, R^3 is C_{4-8} alkyl, haloalkyl, or optionally substituted carbocyclyl. In some embodiments of a compound of Formula (III), or a pharmaceutically acceptable salt, solvate, or prodrug thereof, R^3 is CF_3 , t-butyl, or cyclopropyl. In some embodiments of a compound of Formula (III), or a pharmaceutically acceptable salt, solvate, or prodrug thereof, R^3 is C_{4-8} alkyl. In some embodiments of a compound of Formula (III), or a pharmaceutically acceptable salt, solvate, or prodrug thereof, R^3 is t-butyl. In some embodiments of a compound of Formula (III), or a pharmaceutically acceptable salt, solvate, or prodrug thereof, R^3 is haloalkyl. In some embodiments of a compound of Formula (III), or a pharmaceutically acceptable salt, solvate, or prodrug thereof, R^3 is CF_3 . In some embodiments of a compound of Formula (III), or a pharmaceutically acceptable salt, solvate, or prodrug thereof, R^3 is optionally substituted carbocyclyl. In some embodiments of a compound of Formula (III), or a pharmaceutically acceptable salt, solvate, or prodrug thereof, R^3 is cyclopropyl. In some embodiments of a compound of Formula (III), or a pharmaceutically acceptable salt, solvate, or prodrug thereof, R^8 and R^9 are each independently $-H$, alkyl, or carbocyclyl. In some embodiments of a compound of Formula (III), or a pharmaceutically acceptable salt, solvate, or prodrug thereof, R^8 and R^9 are $-H$. In some embodiments of a compound of Formula (III), or a pharmaceutically acceptable salt, solvate, or prodrug thereof, R^{10} and R^{11} are each independently $-H$, C_{1-6} alkyl, halo, C_{1-6} alkoxy, or $-OH$. In some embodiments of a compound of Formula (III), or a pharmaceutically acceptable salt, solvate, or prodrug thereof, R^{10} and R^{11} are each $-H$. In some embodiments of a compound of Formula (III), or a pharmaceutically acceptable salt, solvate, or prodrug thereof, R^{10} and R^{11} are taken together with the atom to which they are attached to form a 3-, 4-, 5-, or 6-membered ring. In some embodiments of a compound of Formula (III), or a pharmaceutically acceptable salt, solvate, or prodrug thereof, R^4 and R^5 are each independently $-H$, C_{1-6} alkyl, or $-S(O)_2R^7$. In some embodiments of a compound of Formula (III), or a pharmaceutically acceptable salt, solvate, or prodrug thereof, R^4 and R^5 attached to the same N atom are taken together with the N atom to which they are attached to form a substituted or unsubstituted 4-, 5-, or 6-membered ring heterocycle additionally containing 0-3 heteroatoms selected from the group consisting of $-O-$, $-NH-$, $-NR^6-$, $-S-$, and $-S(O)_2-$. In some embodiments

of a compound of Formula (III), or a pharmaceutically acceptable salt, solvate, or prodrug thereof, R^6 is alkyl, carbocyclyl, or fluoroalkyl. In some embodiments of a compound of Formula (III), or a pharmaceutically acceptable salt, solvate, or prodrug thereof, R^7 is alkyl, carbocyclyl, optionally substituted aryl, optionally substituted aralkyl, or optionally substituted heterocyclyl.

[0007] In some embodiments of a compound of Formula (III), or a pharmaceutically acceptable salt, solvate, or prodrug thereof, the compound has the structure of Formula (IIIa):



Formula (IIIa).

[0008] Some embodiments provided herein describe a pharmaceutical composition comprising a pharmaceutically acceptable excipient and a compound of Formula (III) or (IIIa), or a pharmaceutically acceptable salt, solvate, or prodrug thereof.

[0009] Also provided herein are methods for treating or preventing cancer in a subject, the method comprising administering to the subject a therapeutically effective amount of a compound having the structure of Formula (III) or (IIIa), or a pharmaceutically acceptable salt, solvate, or prodrug thereof. Also provided herein are methods for reducing incidences of cancer recurrence, the method comprising administering to a subject in cancer remission a therapeutically effective amount of a compound having the structure of Formula (III) or (IIIa), or a pharmaceutically acceptable salt, solvate, or prodrug thereof. Some embodiments provided herein describe methods for treating a chemo-resistant cancer in a subject, the method comprising administering to the subject a therapeutically effective amount of a compound having the structure of Formula (III) or (IIIa), or a pharmaceutically acceptable salt, solvate, or prodrug thereof.

[0010] In some embodiments, the cancer is triple negative breast cancer, high grade serous ovarian cancer, castration resistant prostate cancer, or doubly resistant prostate cancer. In some embodiments, the cancer is non-small cell lung cancer. In some embodiments, the methods further comprise administering a second therapeutic agent to the subject. In some embodiments, the methods further comprise administering one or more additional therapeutic agents. In some embodiments, the second or additional therapeutic agent is an androgen receptor signaling inhibitor. In specific embodiments, the androgen receptor signaling inhibitor is 3,3'-diindolylmethane (DIM), abiraterone acetate, ARN-509, bexlosteride, bicalutamide, dutasteride, epristeride, enzalutamide, finasteride, flutamide, izonsteride, ketoconazole, N-butylbenzene-sulfonamide, nilutamide, megestrol, steroidal antiandrogens, turosteride, or any combinations thereof. In some embodiments, the second or additional therapeutic agent is a chemotherapeutic agent. In other embodiments, the

second or additional therapeutic agent is cisplatin, carboplatin, paclitaxel, gemcitabine, doxorubicin, camptothecin, topotecan, or any combinations thereof. In some embodiments, the second or additional therapeutic agent is an immunotherapy agent (e.g., an anti-PD-L1 agent or an anti-PD1 agent). In certain embodiments, the second or additional therapeutic agent is an anti-PD-L1 agent. In certain embodiments, the second or additional therapeutic agent is an anti-PD1 agent.

[0011] Other embodiments provided herein describe methods for treating a hypercortisolism disease or disorder in a subject, the method comprising administering to the subject in need thereof a therapeutically effective amount of a compound having the structure of Formula (III) or (IIIa), or a pharmaceutically acceptable salt, solvate, or prodrug thereof. In certain embodiments, the hypercortisolism disease or disorder is Cushing's syndrome. In certain embodiments, the hypercortisolism disease or disorder is refractory Cushing's syndrome.

[0012]

DETAILED DESCRIPTION OF THE INVENTION

[0013] As used herein and in the appended claims, the singular forms "a," "and," and "the" include plural referents unless the context clearly dictates otherwise. Thus, for example, reference to "an agent" includes a plurality of such agents, and reference to "the cell" includes reference to one or more cells (or to a plurality of cells) and equivalents thereof known to those skilled in the art, and so forth. When ranges are used herein for physical properties, such as molecular weight, or chemical properties, such as chemical formulae, all combinations and subcombinations of ranges and specific embodiments therein are intended to be included. The term "about" when referring to a number or a numerical range means that the number or numerical range referred to is an approximation within experimental variability (or within statistical experimental error), and thus the number or numerical range, in some instances, will vary between 1% and 15% of the stated number or numerical range. The term "comprising" (and related terms such as "comprise" or "comprises" or "having" or "including") is not intended to exclude that in other certain embodiments, for example, an embodiment of any composition of matter, composition, method, or process, or the like, described herein, "consist of" or "consist essentially of" the described features.

Definitions

[0014] As used in the specification and appended claims, unless specified to the contrary, the following terms have the meaning indicated below.

[0015] "Amino" refers to the -NH_2 radical.

[0016] "Cyano" refers to the -CN radical.

[0017] "Nitro" refers to the -NO_2 radical.

[0018] "Oxa" refers to the -O- radical.

- [0019] “Oxo” refers to the =O radical.
- [0020] “Thioxo” refers to the =S radical.
- [0021] “Imino” refers to the =N-H radical.
- [0022] “Oximo” refers to the =N-OH radical.
- [0023] “Hydrazino” refers to the =N-NH₂ radical.
- [0024] “Alkyl” refers to a straight or branched hydrocarbon chain radical consisting solely of carbon and hydrogen atoms, containing no unsaturation, having from one to fifteen carbon atoms (*e.g.*, C₁-C₁₅ alkyl). In certain embodiments, an alkyl comprises one to thirteen carbon atoms (*e.g.*, C₁-C₁₃ alkyl). In certain embodiments, an alkyl comprises one to eight carbon atoms (*e.g.*, C₁-C₈ alkyl). In other embodiments, an alkyl comprises one to five carbon atoms (*e.g.*, C₁-C₅ alkyl). In other embodiments, an alkyl comprises one to four carbon atoms (*e.g.*, C₁-C₄ alkyl). In other embodiments, an alkyl comprises one to three carbon atoms (*e.g.*, C₁-C₃ alkyl). In other embodiments, an alkyl comprises one to two carbon atoms (*e.g.*, C₁-C₂ alkyl). In other embodiments, an alkyl comprises one carbon atom (*e.g.*, C₁ alkyl). In other embodiments, an alkyl comprises five to fifteen carbon atoms (*e.g.*, C₅-C₁₅ alkyl). In other embodiments, an alkyl comprises five to eight carbon atoms (*e.g.*, C₅-C₈ alkyl). In other embodiments, an alkyl comprises two to five carbon atoms (*e.g.*, C₂-C₅ alkyl). In other embodiments, an alkyl comprises three to five carbon atoms (*e.g.*, C₃-C₅ alkyl). In other embodiments, the alkyl group is selected from methyl, ethyl, 1-propyl (*n*-propyl), 1-methylethyl (*iso*-propyl), 1-butyl (*n*-butyl), 1-methylpropyl (*sec*-butyl), 2-methylpropyl (*iso*-butyl), 1,1-dimethylethyl (*tert*-butyl), 1-pentyl (*n*-pentyl). The alkyl is attached to the rest of the molecule by a single bond. Unless stated otherwise specifically in the specification, an alkyl group is optionally substituted by one or more of the following substituents: halo, cyano, nitro, oxo, thioxo, imino, oximo, trimethylsilyl, -OR^a, -SR^a, -OC(O)-R^a, -N(R^a)₂, -C(O)R^a, -C(O)OR^a, -C(O)N(R^a)₂, -N(R^a)C(O)OR^a, -OC(O)-N(R^a)₂, -N(R^a)C(O)R^a, -N(R^a)S(O)_tR^a (where *t* is 1 or 2), -S(O)_tOR^a (where *t* is 1 or 2), -S(O)_tR^a (where *t* is 1 or 2) and -S(O)_tN(R^a)₂ (where *t* is 1 or 2) where each R^a is independently hydrogen, alkyl (optionally substituted with halogen, hydroxy, methoxy, or trifluoromethyl), fluoroalkyl, carbocyclyl (optionally substituted with halogen, hydroxy, methoxy, or trifluoromethyl), carbocyclalkyl (optionally substituted with halogen, hydroxy, methoxy, or trifluoromethyl), aryl (optionally substituted with halogen, hydroxy, methoxy, or trifluoromethyl), aralkyl (optionally substituted with halogen, hydroxy, methoxy, or trifluoromethyl), heterocyclyl (optionally substituted with halogen, hydroxy, methoxy, or trifluoromethyl), heterocyclalkyl (optionally substituted with halogen, hydroxy, methoxy, or trifluoromethyl), heteroaryl (optionally substituted with halogen, hydroxy, methoxy, or trifluoromethyl), or heteroarylalkyl (optionally substituted with halogen, hydroxy, methoxy, or trifluoromethyl).
- [0025] “Alkoxy” refers to a radical bonded through an oxygen atom of the formula -O-alkyl, where alkyl is an alkyl chain as defined above.

[0026] “Alkenyl” refers to a straight or branched hydrocarbon chain radical group consisting solely of carbon and hydrogen atoms, containing at least one carbon-carbon double bond, and having from two to twelve carbon atoms. In certain embodiments, an alkenyl comprises two to eight carbon atoms. In other embodiments, an alkenyl comprises two to four carbon atoms. The alkenyl is attached to the rest of the molecule by a single bond, for example, ethenyl (*i.e.*, vinyl), prop-1-enyl (*i.e.*, allyl), but-1-enyl, pent-1-enyl, penta-1,4-dienyl, and the like. Unless stated otherwise specifically in the specification, an alkenyl group is optionally substituted by one or more of the following substituents: halo, cyano, nitro, oxo, thioxo, imino, oximo, trimethylsilyl, $-OR^a$, $-SR^a$, $-OC(O)-R^a$, $-N(R^a)_2$, $-C(O)R^a$, $-C(O)OR^a$, $-C(O)N(R^a)_2$, $-N(R^a)C(O)OR^a$, $-OC(O)-N(R^a)_2$, $-N(R^a)C(O)R^a$, $-N(R^a)S(O)_tR^a$ (where t is 1 or 2), $-S(O)_tOR^a$ (where t is 1 or 2), $-S(O)_tR^a$ (where t is 1 or 2) and $-S(O)_tN(R^a)_2$ (where t is 1 or 2) where each R^a is independently hydrogen, alkyl (optionally substituted with halogen, hydroxy, methoxy, or trifluoromethyl), fluoroalkyl, carbocyclyl (optionally substituted with halogen, hydroxy, methoxy, or trifluoromethyl), carbocyclylalkyl (optionally substituted with halogen, hydroxy, methoxy, or trifluoromethyl), aryl (optionally substituted with halogen, hydroxy, methoxy, or trifluoromethyl), aralkyl (optionally substituted with halogen, hydroxy, methoxy, or trifluoromethyl), heterocyclyl (optionally substituted with halogen, hydroxy, methoxy, or trifluoromethyl), heterocyclylalkyl (optionally substituted with halogen, hydroxy, methoxy, or trifluoromethyl), heteroaryl (optionally substituted with halogen, hydroxy, methoxy, or trifluoromethyl), or heteroarylalkyl (optionally substituted with halogen, hydroxy, methoxy, or trifluoromethyl).

[0027] “Alkynyl” refers to a straight or branched hydrocarbon chain radical group consisting solely of carbon and hydrogen atoms, containing at least one carbon-carbon triple bond, having from two to twelve carbon atoms. In certain embodiments, an alkynyl comprises two to eight carbon atoms. In other embodiments, an alkynyl comprises two to six carbon atoms. In other embodiments, an alkynyl comprises two to four carbon atoms. The alkynyl is attached to the rest of the molecule by a single bond, for example, ethynyl, propynyl, butynyl, pentynyl, hexynyl, and the like. Unless stated otherwise specifically in the specification, an alkynyl group is optionally substituted by one or more of the following substituents: halo, cyano, nitro, oxo, thioxo, imino, oximo, trimethylsilyl, $-OR^a$, $-SR^a$, $-OC(O)-R^a$, $-N(R^a)_2$, $-C(O)R^a$, $-C(O)OR^a$, $-C(O)N(R^a)_2$, $-N(R^a)C(O)OR^a$, $-OC(O)-N(R^a)_2$, $-N(R^a)C(O)R^a$, $-N(R^a)S(O)_tR^a$ (where t is 1 or 2), $-S(O)_tOR^a$ (where t is 1 or 2), $-S(O)_tR^a$ (where t is 1 or 2) and $-S(O)_tN(R^a)_2$ (where t is 1 or 2) where each R^a is independently hydrogen, alkyl (optionally substituted with halogen, hydroxy, methoxy, or trifluoromethyl), fluoroalkyl, carbocyclyl (optionally substituted with halogen, hydroxy, methoxy, or trifluoromethyl), carbocyclylalkyl (optionally substituted with halogen, hydroxy, methoxy, or trifluoromethyl), aryl (optionally substituted with halogen, hydroxy, methoxy, or trifluoromethyl), aralkyl (optionally substituted with halogen, hydroxy, methoxy, or trifluoromethyl), heterocyclyl (optionally substituted with halogen,

hydroxy, methoxy, or trifluoromethyl), heterocyclylalkyl (optionally substituted with halogen, hydroxy, methoxy, or trifluoromethyl), heteroaryl (optionally substituted with halogen, hydroxy, methoxy, or trifluoromethyl), or heteroarylalkyl (optionally substituted with halogen, hydroxy, methoxy, or trifluoromethyl).

[0028] “Alkylene” or “alkylene chain” refers to a straight or branched divalent hydrocarbon chain linking the rest of the molecule to a radical group, consisting solely of carbon and hydrogen, containing no unsaturation and having from one to twelve carbon atoms, for example, methylene, ethylene, propylene, *n*-butylene, and the like. The alkylene chain is attached to the rest of the molecule through a single bond and to the radical group through a single bond. The points of attachment of the alkylene chain to the rest of the molecule and to the radical group is through one carbon in the alkylene chain or through any two carbons within the chain. In certain embodiments, an alkylene comprises one to eight carbon atoms (*e.g.*, C₁-C₈ alkylene). In other embodiments, an alkylene comprises one to five carbon atoms (*e.g.*, C₁-C₅ alkylene). In other embodiments, an alkylene comprises one to four carbon atoms (*e.g.*, C₁-C₄ alkylene). In other embodiments, an alkylene comprises one to three carbon atoms (*e.g.*, C₁-C₃ alkylene). In other embodiments, an alkylene comprises one to two carbon atoms (*e.g.*, C₁-C₂ alkylene). In other embodiments, an alkylene comprises one carbon atom (*e.g.*, C₁ alkylene). In other embodiments, an alkylene comprises five to eight carbon atoms (*e.g.*, C₅-C₈ alkylene). In other embodiments, an alkylene comprises two to five carbon atoms (*e.g.*, C₂-C₅ alkylene). In other embodiments, an alkylene comprises three to five carbon atoms (*e.g.*, C₃-C₅ alkylene). Unless stated otherwise specifically in the specification, an alkylene chain is optionally substituted by one or more of the following substituents: halo, cyano, nitro, oxo, thioxo, imino, oximo, trimethylsilyl, -OR^a, -SR^a, -OC(O)-R^a, -N(R^a)₂, -C(O)R^a, -C(O)OR^a, -C(O)N(R^a)₂, -N(R^a)C(O)OR^a, -OC(O)-N(R^a)₂, -N(R^a)C(O)R^a, -N(R^a)S(O)_tR^a (where *t* is 1 or 2), -S(O)_tOR^a (where *t* is 1 or 2), -S(O)_tR^a (where *t* is 1 or 2) and -S(O)_tN(R^a)₂ (where *t* is 1 or 2) where each R^a is independently hydrogen, alkyl (optionally substituted with halogen, hydroxy, methoxy, or trifluoromethyl), fluoroalkyl, carbocycl (optionally substituted with halogen, hydroxy, methoxy, or trifluoromethyl), carbocyclylalkyl (optionally substituted with halogen, hydroxy, methoxy, or trifluoromethyl), aryl (optionally substituted with halogen, hydroxy, methoxy, or trifluoromethyl), aralkyl (optionally substituted with halogen, hydroxy, methoxy, or trifluoromethyl), heterocycl (optionally substituted with halogen, hydroxy, methoxy, or trifluoromethyl), heterocyclylalkyl (optionally substituted with halogen, hydroxy, methoxy, or trifluoromethyl), heteroaryl (optionally substituted with halogen, hydroxy, methoxy, or trifluoromethyl), or heteroarylalkyl (optionally substituted with halogen, hydroxy, methoxy, or trifluoromethyl).

[0029] “Alkynylene” or “alkynylene chain” refers to a straight or branched divalent hydrocarbon chain linking the rest of the molecule to a radical group, consisting solely of carbon and hydrogen, containing at least one carbon-carbon triple bond, and having from two to twelve

carbon atoms. The alkynylene chain is attached to the rest of the molecule through a single bond and to the radical group through a single bond. In certain embodiments, an alkynylene comprises two to eight carbon atoms (*e.g.*, C₂-C₈ alkynylene). In other embodiments, an alkynylene comprises two to five carbon atoms (*e.g.*, C₂-C₅ alkynylene). In other embodiments, an alkynylene comprises two to four carbon atoms (*e.g.*, C₂-C₄ alkynylene). In other embodiments, an alkynylene comprises two to three carbon atoms (*e.g.*, C₂-C₃ alkynylene). In other embodiments, an alkynylene comprises two carbon atom (*e.g.*, C₂ alkylene). In other embodiments, an alkynylene comprises five to eight carbon atoms (*e.g.*, C₅-C₈ alkynylene). In other embodiments, an alkynylene comprises three to five carbon atoms (*e.g.*, C₃-C₅ alkynylene). Unless stated otherwise specifically in the specification, an alkynylene chain is optionally substituted by one or more of the following substituents: halo, cyano, nitro, oxo, thioxo, imino, oximo, trimethylsilyl, -OR^a, -SR^a, -OC(O)-R^a, -N(R^a)₂, -C(O)R^a, -C(O)OR^a, -C(O)N(R^a)₂, -N(R^a)C(O)OR^a, -OC(O)-N(R^a)₂, -N(R^a)C(O)R^a, -N(R^a)S(O)_tR^a (where t is 1 or 2), -S(O)_tOR^a (where t is 1 or 2), -S(O)_tR^a (where t is 1 or 2) and -S(O)_tN(R^a)₂ (where t is 1 or 2) where each R^a is independently hydrogen, alkyl (optionally substituted with halogen, hydroxy, methoxy, or trifluoromethyl), fluoroalkyl, carbocyclyl (optionally substituted with halogen, hydroxy, methoxy, or trifluoromethyl), carbocyclylalkyl (optionally substituted with halogen, hydroxy, methoxy, or trifluoromethyl), aryl (optionally substituted with halogen, hydroxy, methoxy, or trifluoromethyl), aralkyl (optionally substituted with halogen, hydroxy, methoxy, or trifluoromethyl), heterocyclyl (optionally substituted with halogen, hydroxy, methoxy, or trifluoromethyl), heterocyclylalkyl (optionally substituted with halogen, hydroxy, methoxy, or trifluoromethyl), heteroaryl (optionally substituted with halogen, hydroxy, methoxy, or trifluoromethyl), or heteroarylalkyl (optionally substituted with halogen, hydroxy, methoxy, or trifluoromethyl).

[0030] “Aryl” refers to a radical derived from an aromatic monocyclic or multicyclic hydrocarbon ring system by removing a hydrogen atom from a ring carbon atom. The aromatic monocyclic or multicyclic hydrocarbon ring system contains only hydrogen and carbon from five to eighteen carbon atoms, where at least one of the rings in the ring system is fully unsaturated, *i.e.*, it contains a cyclic, delocalized (4n+2) π-electron system in accordance with the Hückel theory. The ring system from which aryl groups are derived include, but are not limited to, groups such as benzene, fluorene, indane, indene, tetralin and naphthalene. Unless stated otherwise specifically in the specification, the term “aryl” or the prefix “ar-” (such as in “aralkyl”) is meant to include aryl radicals optionally substituted by one or more substituents independently selected from alkyl, alkenyl, alkynyl, halo, fluoroalkyl, cyano, nitro, optionally substituted aryl, optionally substituted aralkyl, optionally substituted aralkenyl, optionally substituted aralkynyl, optionally substituted carbocyclyl, optionally substituted carbocyclylalkyl, optionally substituted heterocyclyl, optionally substituted heterocyclylalkyl, optionally substituted heteroaryl, optionally substituted heteroarylalkyl, -R^b-OR^a, -R^b-OC(O)-R^a, -R^b-OC(O)-OR^a, -R^b-OC(O)-N(R^a)₂, -R^b-N(R^a)₂, -R^b-C(O)

R^a , $-R^b-C(O)OR^a$, $-R^b-C(O)N(R^a)_2$, $-R^b-O-R^c-C(O)N(R^a)_2$, $-R^b-N(R^a)C(O)OR^a$, $-R^b-N(R^a)C(O)R^a$, $-R^b-N(R^a)S(O)_tR^a$ (where t is 1 or 2), $-R^b-S(O)_tR^a$ (where t is 1 or 2), $-R^b-S(O)_tOR^a$ (where t is 1 or 2) and $-R^b-S(O)_tN(R^a)_2$ (where t is 1 or 2), where each R^a is independently hydrogen, alkyl (optionally substituted with halogen, hydroxy, methoxy, or trifluoromethyl), fluoroalkyl, cycloalkyl (optionally substituted with halogen, hydroxy, methoxy, or trifluoromethyl), cycloalkylalkyl (optionally substituted with halogen, hydroxy, methoxy, or trifluoromethyl), aryl (optionally substituted with halogen, hydroxy, methoxy, or trifluoromethyl), aralkyl (optionally substituted with halogen, hydroxy, methoxy, or trifluoromethyl), heterocyclyl (optionally substituted with halogen, hydroxy, methoxy, or trifluoromethyl), heterocyclylalkyl (optionally substituted with halogen, hydroxy, methoxy, or trifluoromethyl), heteroaryl (optionally substituted with halogen, hydroxy, methoxy, or trifluoromethyl), or heteroarylalkyl (optionally substituted with halogen, hydroxy, methoxy, or trifluoromethyl), each R^b is independently a direct bond or a straight or branched alkylene or alkenylene chain, and R^c is a straight or branched alkylene or alkenylene chain, and where each of the above substituents is unsubstituted unless otherwise indicated.

[0031] “Aralkyl” refers to a radical of the formula $-R^c$ -aryl where R^c is an alkylene chain as defined above, for example, methylene, ethylene, and the like. The alkylene chain part of the aralkyl radical is optionally substituted as described above for an alkylene chain. The aryl part of the aralkyl radical is optionally substituted as described above for an aryl group.

[0032] “Aralkenyl” refers to a radical of the formula $-R^d$ -aryl where R^d is an alkenylene chain as defined above. The aryl part of the aralkenyl radical is optionally substituted as described above for an aryl group. The alkenylene chain part of the aralkenyl radical is optionally substituted as defined above for an alkenylene group.

[0033] “Aralkynyl” refers to a radical of the formula $-R^e$ -aryl, where R^e is an alkynylene chain as defined above. The aryl part of the aralkynyl radical is optionally substituted as described above for an aryl group. The alkynylene chain part of the aralkynyl radical is optionally substituted as defined above for an alkynylene chain.

[0034] “Aralkoxy” refers to a radical bonded through an oxygen atom of the formula $-O-R^c$ -aryl where R^c is an alkylene chain as defined above, for example, methylene, ethylene, and the like. The alkylene chain part of the aralkyl radical is optionally substituted as described above for an alkylene chain. The aryl part of the aralkyl radical is optionally substituted as described above for an aryl group.

[0035] “Carbocyclyl” refers to a stable non-aromatic monocyclic or polycyclic hydrocarbon radical consisting solely of carbon and hydrogen atoms, which includes fused or bridged ring systems, having from three to fifteen carbon atoms. In certain embodiments, a carbocyclyl comprises three to ten carbon atoms. In other embodiments, a carbocyclyl comprises five to seven carbon atoms. The carbocyclyl is attached to the rest of the molecule by a single bond. Carbocyclyl is saturated (*i.e.*, containing single C-C bonds only) or unsaturated (*i.e.*, containing one or more

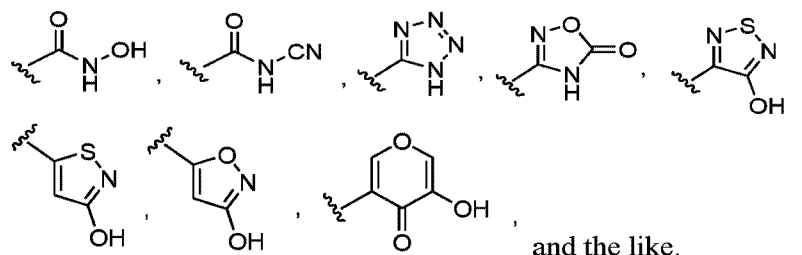
double bonds or triple bonds). A fully saturated carbocyclyl radical is also referred to as “cycloalkyl.” Examples of monocyclic cycloalkyls include, *e.g.*, cyclopropyl, cyclobutyl, cyclopentyl, cyclohexyl, cycloheptyl, and cyclooctyl. An unsaturated carbocyclyl is also referred to as “cycloalkenyl.” Examples of monocyclic cycloalkenyls include, *e.g.*, cyclopentenyl, cyclohexenyl, cycloheptenyl, and cyclooctenyl. Polycyclic carbocyclyl radicals include, for example, adamantyl, norbornyl (*i.e.*, bicyclo[2.2.1]heptanyl), norbornenyl, decalanyl, 7,7-dimethyl-bicyclo[2.2.1]heptanyl, and the like. Unless otherwise stated specifically in the specification, the term “carbocyclyl” is meant to include carbocyclyl radicals that are optionally substituted by one or more substituents independently selected from alkyl, alkenyl, alkynyl, halo, fluoroalkyl, oxo, thioxo, cyano, nitro, optionally substituted aryl, optionally substituted aralkyl, optionally substituted aralkenyl, optionally substituted aralkynyl, optionally substituted carbocyclyl, optionally substituted carbocyclylalkyl, optionally substituted heterocyclyl, optionally substituted heterocyclylalkyl, optionally substituted heteroaryl, optionally substituted heteroarylalkyl, $-R^b-OR^a$, $-R^b-OC(O)-R^a$, $-R^b-OC(O)-OR^a$, $-R^b-OC(O)-N(R^a)_2$, $-R^b-N(R^a)_2$, $-R^b-C(O)R^a$, $-R^b-C(O)OR^a$, $-R^b-C(O)N(R^a)_2$, $-R^b-O-R^c-C(O)N(R^a)_2$, $-R^b-N(R^a)C(O)OR^a$, $-R^b-N(R^a)C(O)R^a$, $-R^b-N(R^a)S(O)_tR^a$ (where *t* is 1 or 2), $-R^b-S(O)_tR^a$ (where *t* is 1 or 2), $-R^b-S(O)_tOR^a$ (where *t* is 1 or 2) and $-R^b-S(O)_tN(R^a)_2$ (where *t* is 1 or 2), where each R^a is independently hydrogen, alkyl (optionally substituted with halogen, hydroxy, methoxy, or trifluoromethyl), fluoroalkyl, cycloalkyl (optionally substituted with halogen, hydroxy, methoxy, or trifluoromethyl), cycloalkylalkyl (optionally substituted with halogen, hydroxy, methoxy, or trifluoromethyl), aryl (optionally substituted with halogen, hydroxy, methoxy, or trifluoromethyl), aralkyl (optionally substituted with halogen, hydroxy, methoxy, or trifluoromethyl), heterocyclyl (optionally substituted with halogen, hydroxy, methoxy, or trifluoromethyl), heterocyclylalkyl (optionally substituted with halogen, hydroxy, methoxy, or trifluoromethyl), heteroaryl (optionally substituted with halogen, hydroxy, methoxy, or trifluoromethyl), or heteroarylalkyl (optionally substituted with halogen, hydroxy, methoxy, or trifluoromethyl), each R^b is independently a direct bond or a straight or branched alkylene or alkenylene chain, and R^c is a straight or branched alkylene or alkenylene chain, and where each of the above substituents is unsubstituted unless otherwise indicated.

[0036] “Carbocyclylalkyl” refers to a radical of the formula $-R^c$ -carbocyclyl where R^c is an alkylene chain as defined above. The alkylene chain and the carbocyclyl radical is optionally substituted as defined above.

[0037] “Carbocyclylalkynyl” refers to a radical of the formula $-R^c$ -carbocyclyl where R^c is an alkynylene chain as defined above. The alkynylene chain and the carbocyclyl radical is optionally substituted as defined above.

[0038] “Carbocyclylalkoxy” refers to a radical bonded through an oxygen atom of the formula $-O-R^c$ -carbocyclyl where R^c is an alkylene chain as defined above. The alkylene chain and the carbocyclyl radical is optionally substituted as defined above.

Examples of carboxylic acid bioisosteres include, but are not limited to,



[0044] “Heteroalkyl” refers to an alkyl group in which one or more skeletal atoms of the alkyl are selected from an atom other than carbon, *e.g.*, oxygen, nitrogen (*e.g.* -NH-, -N(alkyl)-), sulfur, or combinations thereof. A heteroalkyl is attached to the rest of the molecule at a carbon atom of the heteroalkyl. In one aspect, a heteroalkyl is a C₁-C₆heteroalkyl. Unless stated otherwise specifically in the specification, an heteroalkyl chain is optionally substituted by one or more of the following substituents: halo, cyano, nitro, oxo, thioxo, imino, oximo, trimethylsilanyl, -OR^a, -SR^a, -OC(O)-R^a, -N(R^a)₂, -C(O)R^a, -C(O)OR^a, -C(O)N(R^a)₂, -N(R^a)C(O)OR^a, -OC(O)-N(R^a)₂, -N(R^a)C(O)R^a, -N(R^a)S(O)_tR^a (where t is 1 or 2), -S(O)_tOR^a (where t is 1 or 2), -S(O)_tR^a (where t is 1 or 2) and -S(O)_tN(R^a)₂ (where t is 1 or 2) where each R^a is independently hydrogen, alkyl (optionally substituted with halogen, hydroxy, methoxy, or trifluoromethyl), fluoroalkyl, carbocyclyl (optionally substituted with halogen, hydroxy, methoxy, or trifluoromethyl), carbocyclylalkyl (optionally substituted with halogen, hydroxy, methoxy, or trifluoromethyl), aryl (optionally substituted with halogen, hydroxy, methoxy, or trifluoromethyl), aralkyl (optionally substituted with halogen, hydroxy, methoxy, or trifluoromethyl), heterocyclyl (optionally substituted with halogen, hydroxy, methoxy, or trifluoromethyl), heterocyclylalkyl (optionally substituted with halogen,

hydroxy, methoxy, or trifluoromethyl), heteroaryl (optionally substituted with halogen, hydroxy, methoxy, or trifluoromethyl), or heteroarylalkyl (optionally substituted with halogen, hydroxy, methoxy, or trifluoromethyl).

[0045] “Heterocyclyl” refers to a stable 3- to 18-membered non-aromatic ring radical that comprises two to twelve carbon atoms and from one to six heteroatoms selected from nitrogen, oxygen and sulfur. Unless stated otherwise specifically in the specification, the heterocyclyl radical is a monocyclic, bicyclic, tricyclic or tetracyclic ring system, which optionally includes fused or bridged ring systems. The heteroatoms in the heterocyclyl radical are optionally oxidized. One or more nitrogen atoms, if present, are optionally quaternized. The heterocyclyl radical is partially or fully saturated. The heterocyclyl is attached to the rest of the molecule through any atom of the ring(s). Examples of such heterocyclyl radicals include, but are not limited to, dioxolanyl, thienyl[1,3]dithianyl, decahydroisoquinolyl, imidazolyl, imidazolidinyl, isothiazolidinyl, isoxazolidinyl, morpholinyl, octahydroindolyl, octahydroisoindolyl, 2-oxopiperazinyl, 2-oxopiperidinyl, 2-oxopyrrolidinyl, oxazolidinyl, piperidinyl, piperazinyl, 4-piperidonyl, pyrrolidinyl, pyrazolidinyl, quinuclidinyl, thiazolidinyl, tetrahydrofuryl, trithianyl, tetrahydropyranlyl, thiomorpholinyl, thiamorpholinyl, 1-oxo-thiomorpholinyl, and 1,1-dioxo-thiomorpholinyl. Unless stated otherwise specifically in the specification, the term “heterocyclyl” is meant to include heterocyclyl radicals as defined above that are optionally substituted by one or more substituents selected from alkyl, alkenyl, alkynyl, halo, fluoroalkyl, oxo, thioxo, cyano, nitro, optionally substituted aryl, optionally substituted aralkyl, optionally substituted aralkenyl, optionally substituted aralkynyl, optionally substituted carbocyclyl, optionally substituted carbocyclylalkyl, optionally substituted heterocyclyl, optionally substituted heterocyclylalkyl, optionally substituted heteroaryl, optionally substituted heteroarylalkyl, $-R^b-OR^a$, $-R^b-OC(O)-R^a$, $-R^b-OC(O)-OR^a$, $-R^b-OC(O)-N(R^a)_2$, $-R^b-N(R^a)_2$, $-R^b-C(O)R^a$, $-R^b-C(O)OR^a$, $-R^b-C(O)N(R^a)_2$, $-R^b-O-R^c-C(O)N(R^a)_2$, $-R^b-N(R^a)C(O)OR^a$, $-R^b-N(R^a)C(O)R^a$, $-R^b-N(R^a)S(O)_tR^a$ (where t is 1 or 2), $-R^b-S(O)_tR^a$ (where t is 1 or 2), $-R^b-S(O)_tOR^a$ (where t is 1 or 2) and $-R^b-S(O)_tN(R^a)_2$ (where t is 1 or 2), where each R^a is independently hydrogen, alkyl (optionally substituted with halogen, hydroxy, methoxy, or trifluoromethyl), fluoroalkyl, cycloalkyl (optionally substituted with halogen, hydroxy, methoxy, or trifluoromethyl), cycloalkylalkyl (optionally substituted with halogen, hydroxy, methoxy, or trifluoromethyl), aryl (optionally substituted with halogen, hydroxy, methoxy, or trifluoromethyl), aralkyl (optionally substituted with halogen, hydroxy, methoxy, or trifluoromethyl), heterocyclyl (optionally substituted with halogen, hydroxy, methoxy, or trifluoromethyl), heterocyclylalkyl (optionally substituted with halogen, hydroxy, methoxy, or trifluoromethyl), heteroaryl (optionally substituted with halogen, hydroxy, methoxy, or trifluoromethyl), or heteroarylalkyl (optionally substituted with halogen, hydroxy, methoxy, or trifluoromethyl), each R^b is independently a direct bond or a straight or branched alkylene or

alkenylene chain, and R^c is a straight or branched alkylene or alkenylene chain, and where each of the above substituents is unsubstituted unless otherwise indicated.

[0046] “*N*-heterocyclyl” or “*N*-attached heterocyclyl” refers to a heterocyclyl radical as defined above containing at least one nitrogen and where the point of attachment of the heterocyclyl radical to the rest of the molecule is through a nitrogen atom in the heterocyclyl radical. An *N*-heterocyclyl radical is optionally substituted as described above for heterocyclyl radicals. Examples of such *N*-heterocyclyl radicals include, but are not limited to, 1-morpholinyl, 1-piperidinyl, 1-piperazinyl, 1-pyrrolidinyl, pyrazolidinyl, imidazoliny, and imidazolidinyl.

[0047] “*C*-heterocyclyl” or “*C*-attached heterocyclyl” refers to a heterocyclyl radical as defined above containing at least one heteroatom and where the point of attachment of the heterocyclyl radical to the rest of the molecule is through a carbon atom in the heterocyclyl radical. A *C*-heterocyclyl radical is optionally substituted as described above for heterocyclyl radicals. Examples of such *C*-heterocyclyl radicals include, but are not limited to, 2-morpholinyl, 2- or 3- or 4-piperidinyl, 2-piperazinyl, 2- or 3-pyrrolidinyl, and the like.

[0048] “Heterocyclylalkyl” refers to a radical of the formula $-R^c$ -heterocyclyl where R^c is an alkylene chain as defined above. If the heterocyclyl is a nitrogen-containing heterocyclyl, the heterocyclyl is optionally attached to the alkyl radical at the nitrogen atom. The alkylene chain of the heterocyclylalkyl radical is optionally substituted as defined above for an alkylene chain. The heterocyclyl part of the heterocyclylalkyl radical is optionally substituted as defined above for a heterocyclyl group.

[0049] “Heterocyclylalkoxy” refers to a radical bonded through an oxygen atom of the formula $-O-R^c$ -heterocyclyl where R^c is an alkylene chain as defined above. If the heterocyclyl is a nitrogen-containing heterocyclyl, the heterocyclyl is optionally attached to the alkyl radical at the nitrogen atom. The alkylene chain of the heterocyclylalkoxy radical is optionally substituted as defined above for an alkylene chain. The heterocyclyl part of the heterocyclylalkoxy radical is optionally substituted as defined above for a heterocyclyl group.

[0050] “Heteroaryl” refers to a radical derived from a 3- to 18-membered aromatic ring radical that comprises two to seventeen carbon atoms and from one to six heteroatoms selected from nitrogen, oxygen and sulfur. As used herein, the heteroaryl radical is a monocyclic, bicyclic, tricyclic or tetracyclic ring system, wherein at least one of the rings in the ring system is fully unsaturated, *i.e.*, it contains a cyclic, delocalized $(4n+2)$ π -electron system in accordance with the Hückel theory. Heteroaryl includes fused or bridged ring systems. The heteroatom(s) in the heteroaryl radical is optionally oxidized. One or more nitrogen atoms, if present, are optionally quaternized. The heteroaryl is attached to the rest of the molecule through any atom of the ring(s). Examples of heteroaryls include, but are not limited to, azepinyl, acridinyl, benzimidazolyl, benzindolyl, 1,3-benzodioxolyl, benzofuranyl, benzoaxazolyl, benzo[d]thiazolyl, benzothiadiazolyl, benzo[b][1,4]dioxepinyl, benzo[b][1,4]oxazinyl, 1,4-benzodioxanyl, benzonaphthofuranyl,

benzoxazolyl, benzodioxolyl, benzodioxinyl, benzopyranyl, benzopyranonyl, benzofuranyl, benzofuranonyl, benzothieryl (benzothiophenyl), benzothieno[3,2-d]pyrimidinyl, benzotriazolyl, benzo[4,6]imidazo[1,2-a]pyridinyl, carbazolyl, cinnolyl, cyclopenta[d]pyrimidinyl, 6,7-dihydro-5H-cyclopenta[4,5]thieno[2,3-d]pyrimidinyl, 5,6-dihydrobenzo[h]quinazolinyl, 5,6-dihydrobenzo[h]cinnolyl, 6,7-dihydro-5H-benzo[6,7]cyclohepta[1,2-c]pyridazinyl, dibenzofuranyl, dibenzothiophenyl, furanyl, furanonyl, furo[3,2-c]pyridinyl, 5,6,7,8,9,10-hexahydrocycloocta[d]pyrimidinyl, 5,6,7,8,9,10-hexahydrocycloocta[d]pyridazinyl, 5,6,7,8,9,10-hexahydrocycloocta[d]pyridinyl, isothiazolyl, imidazolyl, indazolyl, indolyl, indazolyl, isoindolyl, indolinyl, isoindolinyl, isoquinolyl, indolizyl, isoxazolyl, 5,8-methano-5,6,7,8-tetrahydroquinazolinyl, naphthyridinyl, 1,6-naphthyridinonyl, oxadiazolyl, 2-oxoazepinyl, oxazolyl, oxiranyl, 5,6,6a,7,8,9,10,10a-octahydrobenzo[h]quinazolinyl, 1-phenyl-1H-pyrrolyl, phenazinyl, phenothiazinyl, phenoxazinyl, phthalazinyl, pteridinyl, purinyl, pyrrolyl, pyrazolyl, pyrazolo[3,4-d]pyrimidinyl, pyridinyl, pyrido[3,2-d]pyrimidinyl, pyrido[3,4-d]pyrimidinyl, pyrazinyl, pyrimidinyl, pyridazinyl, pyrrolyl, quinazolinyl, quinoxalinyl, quinolinyl, isoquinolinyl, tetrahydroquinolinyl, 5,6,7,8-tetrahydroquinazolinyl, 5,6,7,8-tetrahydrobenzo[4,5]thieno[2,3-d]pyrimidinyl, 6,7,8,9-tetrahydro-5H-cyclohepta[4,5]thieno[2,3-d]pyrimidinyl, 5,6,7,8-tetrahydropyrido[4,5-c]pyridazinyl, thiazolyl, thiadiazolyl, triazolyl, tetrazolyl, triazinyl, thieno[2,3-d]pyrimidinyl, thieno[3,2-d]pyrimidinyl, thieno[2,3-c]pyridinyl, and thiophenyl (*i.e.* thienyl). Unless stated otherwise specifically in the specification, the term “heteroaryl” is meant to include heteroaryl radicals as defined above which are optionally substituted by one or more substituents selected from alkyl, alkenyl, alkynyl, halo, fluoroalkyl, haloalkenyl, haloalkynyl, oxo, thio, cyano, nitro, optionally substituted aryl, optionally substituted aralkyl, optionally substituted aralkenyl, optionally substituted aralkynyl, optionally substituted carbocyclyl, optionally substituted carbocyclylalkyl, optionally substituted heterocyclyl, optionally substituted heterocyclylalkyl, optionally substituted heteroaryl, optionally substituted heteroarylalkyl, $-R^b-OR^a$, $-R^b-OC(O)-R^a$, $-R^b-OC(O)-OR^a$, $-R^b-OC(O)-N(R^a)_2$, $-R^b-N(R^a)_2$, $-R^b-C(O)R^a$, $-R^b-C(O)OR^a$, $-R^b-C(O)N(R^a)_2$, $-R^b-O-R^c-C(O)N(R^a)_2$, $-R^b-N(R^a)C(O)OR^a$, $-R^b-N(R^a)C(O)R^a$, $-R^b-N(R^a)S(O)_tR^a$ (where t is 1 or 2), $-R^b-S(O)_tR^a$ (where t is 1 or 2), $-R^b-S(O)_tOR^a$ (where t is 1 or 2) and $-R^b-S(O)_tN(R^a)_2$ (where t is 1 or 2), where each R^a is independently hydrogen, alkyl (optionally substituted with halogen, hydroxy, methoxy, or trifluoromethyl), fluoroalkyl, cycloalkyl (optionally substituted with halogen, hydroxy, methoxy, or trifluoromethyl), cycloalkylalkyl (optionally substituted with halogen, hydroxy, methoxy, or trifluoromethyl), aryl (optionally substituted with halogen, hydroxy, methoxy, or trifluoromethyl), aralkyl (optionally substituted with halogen, hydroxy, methoxy, or trifluoromethyl), heterocyclyl (optionally substituted with halogen, hydroxy, methoxy, or trifluoromethyl), heterocyclylalkyl (optionally substituted with halogen, hydroxy, methoxy, or trifluoromethyl), heteroaryl (optionally substituted with halogen, hydroxy, methoxy, or

trifluoromethyl), or heteroarylalkyl (optionally substituted with halogen, hydroxy, methoxy, or trifluoromethyl), each R^b is independently a direct bond or a straight or branched alkylene or alkenylene chain, and R^c is a straight or branched alkylene or alkenylene chain, and where each of the above substituents is unsubstituted unless otherwise indicated.

[0051] “*N*-heteroaryl” refers to a heteroaryl radical as defined above containing at least one nitrogen and where the point of attachment of the heteroaryl radical to the rest of the molecule is through a nitrogen atom in the heteroaryl radical. An *N*-heteroaryl radical is optionally substituted as described above for heteroaryl radicals.

[0052] “*C*-heteroaryl” refers to a heteroaryl radical as defined above and where the point of attachment of the heteroaryl radical to the rest of the molecule is through a carbon atom in the heteroaryl radical. A *C*-heteroaryl radical is optionally substituted as described above for heteroaryl radicals.

[0053] “Heteroarylalkyl” refers to a radical of the formula $-R^c$ -heteroaryl, where R^c is an alkylene chain as defined above. If the heteroaryl is a nitrogen-containing heteroaryl, the heteroaryl is optionally attached to the alkyl radical at the nitrogen atom. The alkylene chain of the heteroarylalkyl radical is optionally substituted as defined above for an alkylene chain. The heteroaryl part of the heteroarylalkyl radical is optionally substituted as defined above for a heteroaryl group.

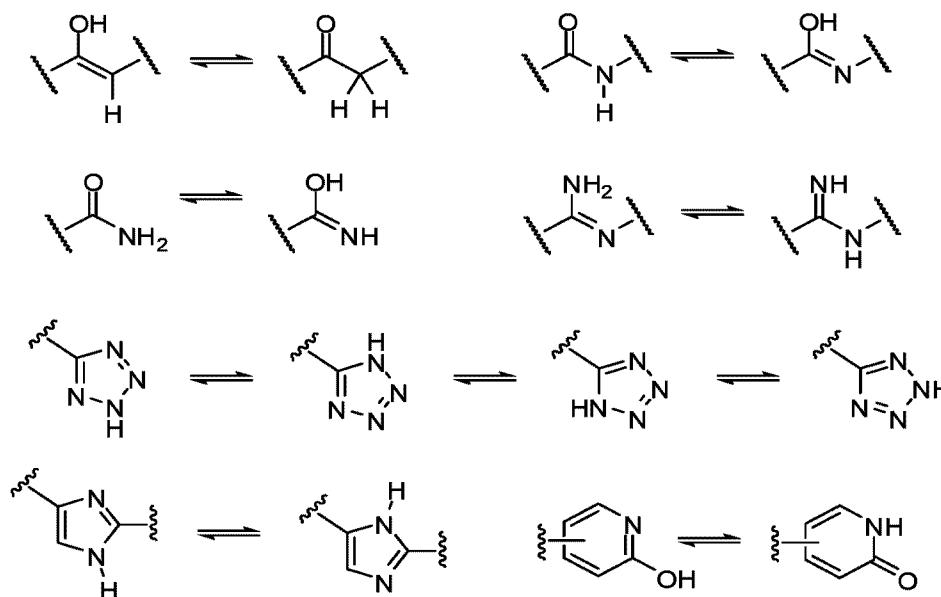
[0054] “Heteroarylalkoxy” refers to a radical bonded through an oxygen atom of the formula $-O-R^c$ -heteroaryl, where R^c is an alkylene chain as defined above. If the heteroaryl is a nitrogen-containing heteroaryl, the heteroaryl is optionally attached to the alkyl radical at the nitrogen atom. The alkylene chain of the heteroarylalkoxy radical is optionally substituted as defined above for an alkylene chain. The heteroaryl part of the heteroarylalkoxy radical is optionally substituted as defined above for a heteroaryl group.

[0055] The compounds disclosed herein, in some embodiments, contain one or more asymmetric centers and thus give rise to enantiomers, diastereomers, and other stereoisomeric forms that are defined, in terms of absolute stereochemistry, as (*R*)- or (*S*)-. Unless stated otherwise, it is intended that all stereoisomeric forms of the compounds disclosed herein are contemplated by this disclosure. When the compounds described herein contain alkene double bonds, and unless specified otherwise, it is intended that this disclosure includes both *E* and *Z* geometric isomers (*e.g.*, *cis* or *trans*.) Likewise, all possible isomers, as well as their racemic and optically pure forms, and all tautomeric forms are also intended to be included. The term “geometric isomer” refers to *E* or *Z* geometric isomers (*e.g.*, *cis* or *trans*) of an alkene double bond. The term “positional isomer” refers to structural isomers around a central ring, such as *ortho*-, *meta*-, and *para*- isomers around a benzene ring.

[0056] The compounds described herein may exhibit their natural isotopic abundance, or one or more of the atoms may be artificially enriched in a particular isotope having the same atomic

number, but an atomic mass or mass number different from the atomic mass or mass number predominantly found in nature. All isotopic variations of the compounds of the present invention, whether radioactive or not, are encompassed within the scope of the present invention. For example, hydrogen has three naturally occurring isotopes, denoted ^1H (protium), ^2H (deuterium), and ^3H (tritium). Protium is the most abundant isotope of hydrogen in nature. Enriching for deuterium may afford certain therapeutic advantages, such as increased *in vivo* half-life and/or exposure, or may provide a compound useful for investigating *in vivo* routes of drug elimination and metabolism. Isotopically-enriched compounds may be prepared by conventional techniques well known to those skilled in the art or by processes analogous to those described in the Schemes and Examples herein using appropriate isotopically-enriched reagents and/or intermediates. In some embodiments, the compounds described herein contain one or more isotopic variants (e.g., deuterium, tritium, ^{13}C , and/or ^{14}C).

[0057] A “tautomer” refers to a molecule wherein a proton shift from one atom of a molecule to another atom of the same molecule is possible. The compounds presented herein, in certain embodiments, exist as tautomers. In circumstances where tautomerization is possible, a chemical equilibrium of the tautomers will exist. The exact ratio of the tautomers depends on several factors, including physical state, temperature, solvent, and pH. Some examples of tautomeric equilibrium include:



[0058] “Pharmaceutically acceptable salt” includes both acid and base addition salts. A pharmaceutically acceptable salt of any one of the substituted steroidal derivative compounds described herein is intended to encompass any and all pharmaceutically suitable salt forms. Preferred pharmaceutically acceptable salts of the compounds described herein are pharmaceutically acceptable acid addition salts and pharmaceutically acceptable base addition salts.

[0059] “Pharmaceutically acceptable acid addition salt” refers to those salts which retain the biological effectiveness and properties of the free bases, which are not biologically or otherwise undesirable, and which are formed with inorganic acids such as hydrochloric acid, hydrobromic acid, sulfuric acid, nitric acid, phosphoric acid, hydroiodic acid, hydrofluoric acid, phosphorous acid, and the like. Also included are salts that are formed with organic acids such as aliphatic mono- and dicarboxylic acids, phenyl-substituted alkanolic acids, hydroxy alkanolic acids, alkanedioic acids, aromatic acids, aliphatic and aromatic sulfonic acids, etc. and include, for example, acetic acid, trifluoroacetic acid, propionic acid, glycolic acid, pyruvic acid, oxalic acid, maleic acid, malonic acid, succinic acid, fumaric acid, tartaric acid, citric acid, benzoic acid, cinnamic acid, mandelic acid, methanesulfonic acid, ethanesulfonic acid, p-toluenesulfonic acid, salicylic acid, and the like. Exemplary salts thus include sulfates, pyrosulfates, bisulfates, sulfites, bisulfites, nitrates, phosphates, monohydrogenphosphates, dihydrogenphosphates, metaphosphates, pyrophosphates, chlorides, bromides, iodides, acetates, trifluoroacetates, propionates, caprylates, isobutyrate, oxalates, malonates, succinate suberates, sebacates, fumarates, maleates, mandelates, benzoates, chlorobenzoates, methylbenzoates, dinitrobenzoates, phthalates, benzenesulfonates, toluenesulfonates, phenylacetates, citrates, lactates, malates, tartrates, methanesulfonates, and the like. Also contemplated are salts of amino acids, such as arginates, gluconates, and galacturonates (see, for example, Berge S.M. et al., “Pharmaceutical Salts,” *Journal of Pharmaceutical Science*, 66:1-19 (1997)). Acid addition salts of basic compounds are, in some embodiments, prepared by contacting the free base forms with a sufficient amount of the desired acid to produce the salt according to methods and techniques with which a skilled artisan is familiar.

[0060] “Pharmaceutically acceptable base addition salt” refers to those salts that retain the biological effectiveness and properties of the free acids, which are not biologically or otherwise undesirable. These salts are prepared from addition of an inorganic base or an organic base to the free acid. Pharmaceutically acceptable base addition salts are, in some embodiments, formed with metals or amines, such as alkali and alkaline earth metals or organic amines. Salts derived from inorganic bases include, but are not limited to, sodium, potassium, lithium, ammonium, calcium, magnesium, iron, zinc, copper, manganese, aluminum salts and the like. Salts derived from organic bases include, but are not limited to, salts of primary, secondary, and tertiary amines, substituted amines including naturally occurring substituted amines, cyclic amines and basic ion exchange resins, for example, isopropylamine, trimethylamine, diethylamine, triethylamine, tripropylamine, ethanolamine, diethanolamine, 2-dimethylaminoethanol, 2-diethylaminoethanol, dicyclohexylamine, lysine, arginine, histidine, caffeine, procaine, *N,N*-dibenzylethylenediamine, chloroprocaine, hydrabamine, choline, betaine, ethylenediamine, ethylenedianiline, *N*-methylglucamine, glucosamine, methylglucamine, theobromine, purines, piperazine, piperidine, *N*-ethylpiperidine, polyamine resins and the like. See Berge et al., *supra*.

[0061] As used herein, “treatment” or “treating,” or “palliating” or “ameliorating” are used interchangeably. These terms refer to an approach for obtaining beneficial or desired results

including but not limited to therapeutic benefit and/or a prophylactic benefit. By “therapeutic benefit” is meant eradication or amelioration of the underlying disorder being treated. Also, a therapeutic benefit is achieved with the eradication or amelioration of one or more of the physiological symptoms associated with the underlying disorder such that an improvement is observed in the patient, notwithstanding that the patient is still afflicted with the underlying disorder. For prophylactic benefit, the compositions are, in some embodiments, administered to a patient at risk of developing a particular disease, or to a patient reporting one or more of the physiological symptoms of a disease, even though a diagnosis of this disease has not been made.

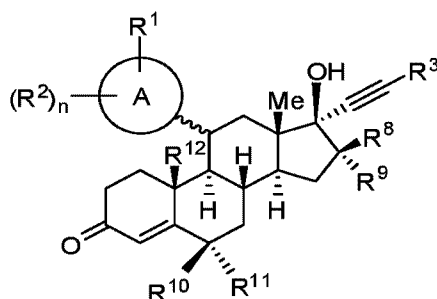
[0062] “Prodrug” is meant to indicate a compound that is, in some embodiments, converted under physiological conditions or by solvolysis to a biologically active compound described herein. Thus, the term “prodrug” refers to a precursor of a biologically active compound that is pharmaceutically acceptable. A prodrug is typically inactive when administered to a subject, but is converted *in vivo* to an active compound, for example, by hydrolysis. The prodrug compound often offers advantages of solubility, tissue compatibility or delayed release in a mammalian organism (*see, e.g.*, Bundgard, H., Design of Prodrugs (1985), pp. 7-9, 21-24 (Elsevier, Amsterdam).

[0063] Abbreviations used herein have their conventional meaning within the chemical and biological arts. The following abbreviations have the indicated meaning throughout: Na_2HPO_4 = disodium phosphate, AcOH = acetic acid, aq. = aqueous, NH_4Cl = ammonium chloride, DCM = dichloromethane, DMPU = 1,3-dimethyl-3,4,5,6-tetrahydro-2(1H)-pyrimidinone, ESI = electrospray ionization, EtOAc = ethyl acetate, g = gram, h = hour, LCMS = liquid chromatography mass spectrometry, LDA = lithium diisopropylamide, MgSO_4 = magnesium sulfate, m/s = mass-to-charge ratio, mg = milligram, MeOH = methanol, min = minute, NMR = nuclear magnetic resonance, RT or rt = room temperature, sat. = saturated, NaHCO_3 = sodium bicarbonate, NaBH_4 = sodium borohydride, Na_2CO_3 = sodium carbonate, NaCl = sodium chloride, Na_2SO_4 = sodium sulfate, $\text{Na}_2\text{S}_2\text{O}_3$ = sodium thiosulfate, TFA = trifluoroacetic acid, and THF = tetrahydrofuran.

Substituted Steroidal Derivative Compounds

[0064] Substituted steroidal derivative compounds are described herein that are GR inhibitors. These compounds, and compositions comprising these compounds, are useful for the treatment of cancer, neoplastic disease, and hypercortisolism diseases and disorders.

[0065] Some embodiments provided herein describe a compound having the structure of Formula (I), or a pharmaceutically acceptable salt, solvate, or prodrug thereof:



Formula (I)

wherein

ring A is a heteroaryl, aryl, cycloalkyl, or heterocyclyl;

R^1 is $-H$, $-NR^4R^5$, optionally substituted alkyl, NR^4R^5 , halo, $-OR^6$, $-OH$, optionally substituted alkyl, haloalkyl, optionally substituted carbocyclyl, optionally substituted carbocyclylalkyl, optionally substituted heteroalkyl, optionally substituted heterocyclyl, optionally substituted heterocyclylalkyl, optionally substituted hydroxyalkyl, optionally substituted aryl, optionally substituted heteroaryl, $-C(O)OR^6$, $-C(O)NR^4R^5$, $-OC(O)OR^6$, $-OC(O)NR^4R^5$, $-S(O)_2NR^4R^5$, $-S(O)_2R^7$, $-S(O)R^7$, $-SR^7$, $-NR^4S(O)_2NR^4R^5$, $-P(O)(OR^6)_2$, $-P(O)(R^6)_2$, $-CN$, $-CO_2H$, or $-NO_2$;

each R^2 is independently $-NR^4R^5$, optionally substituted alkyl, NR^4R^5 , halo, $-OR^6$, $-OH$, optionally substituted alkyl, haloalkyl, optionally substituted carbocyclyl, optionally substituted carbocyclylalkyl, optionally substituted heteroalkyl, optionally substituted heterocyclyl, optionally substituted heterocyclylalkyl, optionally substituted hydroxyalkyl, $-C(O)R^6$, $-C(O)OR^6$, $-C(O)NR^4R^5$, $-OC(O)OR^6$, $-OC(O)NR^4R^5$, $-S(O)_2NR^4R^5$, $-S(O)_2R^7$, $-S(O)R^7$, $-SR^7$, $-NR^4S(O)_2NR^4R^5$, $-CN$, $-CO_2H$, or $-NO_2$;

R^3 is optionally substituted alkyl, halo, haloalkyl, optionally substituted carbocyclyl, optionally substituted carbocyclylalkyl, optionally substituted heterocyclyl, optionally substituted heterocyclylalkyl, optionally substituted heteroalkyl, optionally substituted aryl, optionally substituted heteroaryl, $-Si(R^6)_3$, $-OR^6$, or $-S(O)_2R^7$;

R^4 and R^5 are each independently $-H$, optionally substituted alkyl, haloalkyl, optionally substituted carbocyclyl, optionally substituted aryl, optionally substituted heterocyclyl, optionally substituted heteroaryl, $-S(O)_2R^7$, $-C(O)N(R^{13})_2$, $-C(O)R^6$, or $-C(O)OR^6$;

or R^4 and R^5 attached to the same N atom are taken together with the N atom to which they are attached to form a substituted or unsubstituted heterocycle;

each R^6 is independently optionally substituted alkyl, haloalkyl, optionally substituted carbocyclyl, optionally substituted aryl, optionally substituted heterocyclyl, or optionally substituted heteroaryl;

R^7 is optionally substituted alkyl, haloalkyl, optionally substituted carbocyclyl, optionally substituted heteroalkyl, optionally substituted aryl, optionally substituted aralkyl, optionally substituted heterocyclyl, or optionally substituted heteroaryl;

R^8 and R^9 are each independently $-H$, optionally substituted alkyl, haloalkyl, halo, optionally substituted carbocyclyl, optionally substituted carbocyclylalkyl, optionally substituted heteroalkyl, optionally substituted heterocyclyl, optionally substituted heterocyclylalkyl, $-OH$, $-OR^6$, $-NR^4R^5$, $-C(O)NR^4R^5$, $-CN$, $-S(O)_2R^7$, $-C(O)_2H$, $-C(O)R^6$, or $-C(O)OR^6$;

or R^8 and R^9 are taken together with the atom to which they are attached to form a substituted or unsubstituted ring containing 0-2 heteroatoms selected from the group consisting of $-O-$, $-NH-$, $-NR^6-$, $-S-$, and $-S(O)_2-$;

R^{10} and R^{11} are each independently $-H$, optionally substituted alkyl, halo, haloalkyl, optionally substituted carbocyclyl, optionally substituted carbocyclylalkyl, optionally substituted heteroalkyl, optionally substituted heterocyclyl, optionally substituted heterocyclylalkyl, $-OH$, $-S(O)_2R^7$, $-C(O)_2H$, $-C(O)R^6$, or $-C(O)OR^6$;
 or R^{10} and R^{11} are taken together with the atom to which they are attached to form a substituted or unsubstituted ring containing 0-2 heteroatoms selected from the group consisting of $-O-$, $-NH-$, $-NR^6-$, $-S-$, and $-S(O)_2-$;
 R^{12} is hydrogen, optionally substituted alkyl, haloalkyl, deuterioalkyl, hydroxy, halo, optionally substituted carbocyclyl, optionally substituted carbocyclylalkyl, optionally substituted heterocyclyl, optionally substituted heterocyclylalkyl, or optionally substituted heteroalkyl;
 each R^{13} is independently H , optionally substituted alkyl, haloalkyl, optionally substituted carbocyclyl, optionally substituted heteroalkyl, optionally substituted aryl, optionally substituted aralkyl, optionally substituted heterocyclyl, or optionally substituted heteroaryl;
 and n is 0, 1, 2, 3, or 4.

[0066] In some embodiments,

ring A is a monocyclic or bicyclic heteroaryl, monocyclic or bicyclic aryl, monocyclic cycloalkyl, or monocyclic heterocyclyl;

R^1 is $-H$, $-NR^4R^5$, optionally substituted alkyl NR^4R^5 , halo, $-OR^6$, $-OH$, optionally substituted alkyl, haloalkyl, optionally substituted carbocyclyl, optionally substituted heteroalkyl, optionally substituted heterocyclyl, optionally substituted hydroxyalkyl, $-C(O)NR^4R^5$, $-S(O)_2NR^4R^5$, $-S(O)_2R^7$, $-NR^4S(O)_2NR^4R^5$, $-P(O)(OR^6)_2$, $-CN$, or $-CO_2H$;

each R^2 is independently $-NR^4R^5$, optionally substituted alkyl NR^4R^5 , halo, $-OR^6$, $-OH$, optionally substituted alkyl, haloalkyl, optionally substituted carbocyclyl, optionally substituted heteroalkyl, optionally substituted heterocyclyl, optionally substituted hydroxyalkyl, $-C(O)NR^4R^5$, $-S(O)_2NR^4R^5$, $-S(O)_2R^7$, $-NR^4S(O)_2NR^4R^5$, $-CN$, or $-CO_2H$;

R^3 is optionally substituted alkyl, halo, haloalkyl, deuterioalkyl, optionally substituted carbocyclyl, optionally substituted carbocyclylalkyl, optionally substituted heterocyclyl, optionally substituted heterocyclylalkyl, optionally substituted heteroalkyl, optionally substituted aryl, optionally substituted heteroaryl, $-Si(R^6)_3$, $-OR^6$, or $-S(O)_2R^7$;

R^4 and R^5 are each independently $-H$, optionally substituted alkyl, haloalkyl, optionally substituted carbocyclyl, optionally substituted aryl, optionally substituted heterocyclyl, optionally substituted heteroaryl, $-S(O)_2R^7$, $-C(O)N(R^{13})_2$, $-C(O)R^6$, or $-C(O)OR^6$;

or R^4 and R^5 attached to the same N atom are taken together with the N atom to which they are attached to form a substituted or unsubstituted 4-, 5-, or 6-membered heterocycle;

R^6 is optionally substituted alkyl, haloalkyl, optionally substituted carbocyclyl, optionally substituted aryl, optionally substituted heterocyclyl, or optionally substituted heteroaryl;

R⁷ is optionally substituted alkyl, haloalkyl, optionally substituted carbocyclyl, optionally substituted heteroalkyl, optionally substituted aryl, optionally substituted aralkyl, optionally substituted heterocyclyl, or optionally substituted heteroaryl;

R⁸ and R⁹ are each independently -H, optionally substituted alkyl, haloalkyl, halo, optionally substituted carbocyclyl, optionally substituted carbocyclylalkyl, optionally substituted heteroalkyl, optionally substituted heterocyclyl, optionally substituted heterocyclylalkyl, -OH, -S(O)₂R⁷, -C(O)₂H, -C(O)R⁶, or -C(O)OR⁶;

or R⁸ and R⁹ are taken together with the atom to which they are attached to form a substituted or unsubstituted 3-, 4-, 5-, or 6- membered ring containing 0 or 1 heteroatom selected from the group consisting of -O-, -NH-, -NR⁶-, -S-, and -S(O)₂-;

R¹⁰ and R¹¹ are each independently -H, optionally substituted alkyl, halo, haloalkyl, optionally substituted carbocyclyl, optionally substituted heteroalkyl, or -OH;

or R¹⁰ and R¹¹ are taken together with the atom to which they are attached to form a substituted or unsubstituted 3-, 4-, 5-, or 6- membered ring containing 0 or 1 heteroatom selected from the group consisting of -O-, -NH-, -NR⁶-, -S-, and -S(O)₂-;

R¹² is hydrogen, optionally substituted alkyl, haloalkyl, hydroxy, halo, optionally substituted carbocyclyl, or optionally substituted heteroalkyl;

each R¹³ is independently H, optionally substituted alkyl, haloalkyl, optionally substituted carbocyclyl, optionally substituted heteroalkyl, optionally substituted aryl, optionally substituted aralkyl, optionally substituted heterocyclyl, or optionally substituted heteroaryl;

and n is 0, 1, 2, 3, or 4.

[0067] In some embodiments,

ring A is aryl or bicyclic heteroaryl;

R¹ is -NR⁴R⁵, halo, -OR⁶, C₁₋₆alkyl, C₁₋₆fluoroalkyl, C₃₋₆carbocyclyl, C₃₋₆heterocyclyl, aryl, heteroaryl, -C(O)NR⁴R⁵, -S(O)₂NR⁴R⁵, -S(O)₂R⁷, -NR⁴S(O)₂NR⁴R⁵, -P(O)(R⁶)₂, -P(O)(OR⁶)₂, or -CN;

each R² is independently -NR⁴R⁵, halo, -OR⁶, C₁₋₆alkyl, C₁₋₆fluoroalkyl, C₃₋₆carbocyclyl, C₁₋₆heteroalkyl, C₃₋₆heterocyclyl, or -CN;

R³ is C₁₋₆alkyl, C₁₋₆fluoroalkyl, carbocyclyl, or heterocyclylalkyl;

R⁴ and R⁵ are each independently -H, C₁₋₆alkyl, C₁₋₆fluoroalkyl, C₃₋₆carbocyclyl, C₁₋₆carbocyclylalkyl, C₂₋₆heterocyclyl, C₁₋₆alkylC₃₋₆heterocyclyl, -S(O)₂R⁷, or -C(O)N(R¹³);

or R⁴ and R⁵ attached to the same N atom are taken together with the N atom to which they are attached to form a substituted or unsubstituted 4-, 5-, or 6-membered heterocycle;

R⁶ is alkyl;

R⁷ is C₁₋₆alkyl, C₃₋₆carbocyclyl, or phenyl optionally substituted with halo or alkyl;

R⁸ and R⁹ are each independently -H, C₁₋₆alkyl, C₁₋₆fluoroalkyl, halo, or C₃₋₆carbocyclyl;

R¹⁰ and R¹¹ are each independently -H or C₁₋₆alkyl;

R¹² is hydrogen or C₁₋₆ alkyl;

each R¹³ is independently hydrogen or C₁₋₆ alkyl;

and n is 0, 1, 2, 3, or 4.

[0068] In some embodiments,

ring A is phenyl, 3-benzodioxyl, or 1,4-benzodioxanyl;

R¹ is -NR⁴R⁵, halo, -OR⁶, alkyl, or fluoroalkyl;

each R² is independently -NR⁴R⁵, halo, alkyl, carbocycl, alkoxy, or -CN;

R³ is C₁₋₆ alkyl, C₁₋₆ fluoroalkyl, carbocycl, deutoalkyl, or heteroalkyl;

R⁴ and R⁵ are each independently -H, C₁₋₆alkyl, heteroalkyl, or -S(O)₂R⁷;

or R⁴ and R⁵ attached to the same N atom are taken together with the N atom to which they are attached to form a substituted or unsubstituted 4-, 5-, or 6-membered heterocycle;

R⁶ is alkyl;

R⁷ is C₁₋₆alkyl, C₃₋₆carbocycl, or phenyl optionally substituted with halo or alkyl;

R⁸ and R⁹ are each independently -H or C₁₋₆alkyl;

R¹⁰ and R¹¹ are each independently -H;

R¹² is hydrogen;

each R¹³ is independently hydrogen or C₁₋₆ alkyl;

and n is 0, 1, or 2.

[0069] In some embodiments,

ring A is phenyl;

R¹ is -NR⁴R⁵, -OR⁶, alkyl, or fluoroalkyl;

each R² is independently -NR⁴R⁵, halo, alkyl;

R³ is C₁₋₆ alkyl, C₁₋₆ fluoroalkyl, carbocycl, deutoalkyl, or heteroalkyl;

R⁴ and R⁵ are each independently -H, C₁₋₆alkyl, or heteroalkyl;

or R⁴ and R⁵ attached to the same N atom are taken together with the N atom to which they are attached to form a substituted or unsubstituted 4-, 5-, or 6-membered heterocycle;

R⁶ is alkyl;

R⁷ is C₁₋₆alkyl, C₃₋₆carbocycl, or phenyl optionally substituted with halo or alkyl;

R⁸ and R⁹ are each independently -H or C₁₋₆alkyl;

R¹⁰ and R¹¹ are each independently -H;

R¹² is hydrogen;

each R¹³ is independently hydrogen or C₁₋₆ alkyl;

and n is 0, 1, or 2.

[0070] In some embodiments,

ring A is 3-benzodioxyl, or 1,4-benzodioxanyl;

R¹ is -H;

R³ is C₁₋₆ alkyl;

R^8 and R^9 are each independently $-H$ or C_{1-6} alkyl;

R^{10} and R^{11} are each independently $-H$;

R^{12} is hydrogen;

each R^{13} is independently hydrogen or C_{1-6} alkyl;

and n is 0.

[0071] For any and all of the embodiments of Formula (I), substituents are selected from among a subset of the listed alternatives.

[0072] In some embodiments, ring A is monocyclic aryl, bicyclic aryl, monocyclic heteroaryl, or bicyclic heteroaryl. In some embodiments, ring A is monocyclic heteroaryl or monocyclic aryl. In some embodiments, ring A is bicyclic heteroaryl or bicyclic aryl. In some embodiments, ring A is N-bound heteroaryl. In some embodiments, ring A is C-bound heteroaryl. In some embodiments, ring A is aryl.

[0073] In certain embodiments, ring A is phenyl, naphthyl, furanyl, pyrrolyl, oxazolyl, thiazolyl, imidazolyl, pyrazolyl, triazolyl, tetrazolyl, isoxazolyl, isothiazolyl, oxadiazolyl, thiadiazolyl, pyridinyl, pyrimidinyl, pyrazinyl, pyridazinyl, triazinyl, quinolinyl, isoquinolinyl, quinazolinyl, quinoxalinyl, naphthyridinyl, indolyl, indazolyl, benzoxazolyl, benzisoxazolyl, benzofuranyl, benzothienyl, benzothiazolyl, benzimidazolyl, purinyl, cinnolinyl, phthalazinyl, pteridinyl, pyridopyrimidinyl, pyrazolopyrimidinyl, or azaindolyl. In some embodiments, R^1 is furanyl, pyrrolyl, oxazolyl, thiazolyl, imidazolyl, pyrazolyl, triazolyl, tetrazolyl, isoxazolyl, isothiazolyl, oxadiazolyl, thiadiazolyl, pyridinyl, pyrimidinyl, pyrazinyl, pyridazinyl, or triazinyl. In some embodiments, ring A is pyrimidinyl, pyridinyl, pyrazinyl, triazinyl, or thiazolyl. In certain embodiments, ring A is C-bound imidazolyl. In certain embodiments, ring A is N-bound imidazolyl. In some embodiments, ring A is pyrimidinyl. In some embodiments, ring A is pyrimidinyl optionally substituted with alkyl or alkoxy. In some embodiments, ring A is pyrazinyl. In some embodiments, ring A is triazinyl. In some embodiments, ring A is thiazolyl.

[0074] In some embodiments, ring A is phenyl, pyridinyl, pyrimidinyl, pyrazinyl, or pyridazinyl. In some embodiments, ring A is phenyl.

[0075] In some embodiments, ring A is a bicyclic heteroaryl. In certain embodiments, ring A is an optionally substituted 3-benzodioxyl or 1,4-benzodioxanyl. In some embodiments, ring A is an unsubstituted 3-benzodioxyl or 1,4-benzodioxanyl. In some embodiments, ring A is phenyl, 3-benzodioxyl, or 1,4-benzodioxanyl.

[0076] In some embodiments, R^1 is $-H$, $-NR^4R^5$, optionally substituted alkyl NR^4R^5 , halo, optionally substituted alkyl, fluoroalkyl, optionally substituted carbocyclyl, optionally substituted carbocyclylalkyl, optionally substituted heterocyclyl, optionally substituted heterocyclylalkyl, optionally substituted hydroxyalkyl, optionally substituted aryl, optionally substituted heteroaryl, $-C(O)NR^4R^5$, $-OC(O)OR^6$, $-OC(O)NR^4R^5$, $-S(O)_2NR^4R^5$, $-S(O)_2R^7$, $-S(O)R^7$, $-SR^7$, $-NR^4S(O)_2NR^4R^5$, $-P(O)(OR^6)_2$, $-P(O)(R^6)_2$, $-CN$, or $-NO_2$. In some embodiments, R^1 is $-H$, $-$

NR^4R^5 , halo, $-\text{OR}^6$, optionally substituted alkyl, fluoroalkyl, optionally substituted carbocyclyl, optionally substituted heterocyclyl, optionally substituted aryl, optionally substituted heteroaryl, $-\text{C}(\text{O})\text{NR}^4\text{R}^5$, $-\text{S}(\text{O})_2\text{NR}^4\text{R}^5$, $-\text{S}(\text{O})_2\text{R}^7$, $-\text{NR}^4\text{S}(\text{O})_2\text{NR}^4\text{R}^5$, $-\text{P}(\text{O})(\text{R}^6)_2$, $-\text{P}(\text{O})(\text{OR}^6)_2$, or $-\text{CN}$. In some embodiments, R^1 is $-\text{H}$, $-\text{NR}^4\text{R}^5$, optionally substituted alkyl, NR^4R^5 , halo, $-\text{OR}^6$, optionally substituted alkyl, fluoroalkyl, optionally substituted carbocyclyl, optionally substituted heteroalkyl, optionally substituted heterocyclyl, $-\text{C}(\text{O})\text{R}^6$, $-\text{C}(\text{O})\text{NR}^4\text{R}^5$, $-\text{S}(\text{O})_2\text{NR}^4\text{R}^5$, $-\text{S}(\text{O})_2\text{R}^7$, $-\text{NR}^4\text{S}(\text{O})_2\text{NR}^4\text{R}^5$, $-\text{CN}$, or $-\text{CO}_2\text{H}$. In some embodiments, R^1 is $-\text{NR}^4\text{R}^5$, halo, $-\text{OR}^6$, alkyl, fluoroalkyl, carbocyclyl, heteroalkyl, heterocyclyl, $-\text{S}(\text{O})_2\text{NR}^4\text{R}^5$, $-\text{S}(\text{O})_2\text{R}^7$, $-\text{NR}^4\text{S}(\text{O})_2\text{NR}^4\text{R}^5$, or $-\text{CN}$. In some embodiments, R^1 is $-\text{NR}^4\text{R}^5$, halo, $-\text{OR}^6$, C_{1-6} alkyl, C_{1-6} fluoroalkyl, C_{3-6} carbocyclyl, C_{3-6} heterocyclyl, aryl, heteroaryl, $-\text{C}(\text{O})\text{NR}^4\text{R}^5$, $-\text{S}(\text{O})_2\text{NR}^4\text{R}^5$, $-\text{S}(\text{O})_2\text{R}^7$, $-\text{NR}^4\text{S}(\text{O})_2\text{NR}^4\text{R}^5$, $-\text{P}(\text{O})(\text{R}^6)_2$, $-\text{P}(\text{O})(\text{OR}^6)_2$, or $-\text{CN}$. In some embodiments, R^1 is $-\text{NR}^4\text{R}^5$, halo, $-\text{OR}^6$, $-\text{S}(\text{O})_2\text{NR}^4\text{R}^5$, $-\text{P}(\text{O})(\text{R}^6)_2$, or $-\text{P}(\text{O})(\text{OR}^6)_2$. In certain embodiments, R^1 is $-\text{NR}^4\text{R}^5$, halo, $-\text{OR}^6$, alkyl, or fluoroalkyl. In certain embodiments, R^1 is halo, $-\text{OR}^6$, or alkyl. In other embodiments, R^1 is $-\text{NMe}_2$, $-\text{NHMe}$, $-\text{NH}_2$, $-\text{NEt}_2$, $-\text{NHEt}$, $-\text{NPr}_2$, $-\text{NHPr}$, $-\text{N}(\text{i-Pr})_2$, $-\text{NH}(\text{i-Pr})$, $-\text{NBu}_2$, $-\text{NHBu}$, $-\text{NEt}_2$, $-\text{NHEt}$, $-\text{N}(\text{i-Bu})_2$, $-\text{NH}(\text{i-Bu})$, $-\text{NMeEt}$, $-\text{NMePr}$, $-\text{N}(\text{Me})(\text{i-Pr})$, $-\text{NMePr}$, $-\text{N}(\text{Me})(\text{Bu})$, $-\text{NMeBu}$, $-\text{NEtPr}$, $-\text{N}(\text{Et})(\text{i-Pr})$, $-\text{N}(\text{Et})(\text{Bu})$, $-\text{NEtBu}$, methyl, ethyl, propyl, iso-propyl, butyl, iso-butyl, sec-butyl, tert-butyl, methoxy, ethoxy, propoxy, iso-propoxy, morpholino, or pyrrolidino. In certain embodiments, R^1 is C_{1-6} alkyl, fluoroalkyl, C_{3-6} carbocyclyl, or C_{3-6} heterocyclyl. In some embodiments, R^1 is $-\text{H}$. In some embodiments, R^1 is $-\text{NR}^4\text{R}^5$. In some embodiments, R^1 is $-\text{NMe}_2$. In some embodiments, R^1 is $-\text{NHMe}$. In some embodiments, R^1 is $-\text{NH}_2$. In some embodiments, R^1 is $-\text{NMeEt}$. In some embodiments, R^1 is $-\text{NEt}_2$. In some embodiments, R^1 is halo. In some embodiments, R^1 is fluoro. In some embodiments, R^1 is chloro. In some embodiments, R^1 is bromo. In some embodiments, R^1 is C_{1-6} alkyl. In some embodiments, R^1 is methyl. In some embodiments, R^1 is ethyl. In some embodiments, R^1 is propyl. In some embodiments, R^1 is iso-propyl. In some embodiments, R^1 is carbocyclyl. In some embodiments, R^1 is cyclopropyl. In some embodiments, R^1 is cyclobutyl. In some embodiments, R^1 is cyclopentyl. In some embodiments, R^1 is cyclohexyl. In some embodiments, R^1 is $-\text{OR}^6$. In some embodiments, R^1 is methoxy. In some embodiments, R^1 is ethoxy. In some embodiments, R^1 is propoxy. In some embodiments, R^1 is iso-propoxy. In some embodiments, R^1 is heterocyclyl. In some embodiments, R^1 is azetadino, morpholino, thiomorpholino, piperidino, piperazino, or pyrrolidino. In some embodiments, R^1 is morpholino. In some embodiments, R^1 is pyrrolidino. In some embodiments, R^1 is azetadino.

[0077] In other embodiments, R^1 is optionally substituted monocyclic aryl, optionally substituted bicyclic aryl, optionally substituted monocyclic heteroaryl, or optionally substituted bicyclic heteroaryl. In certain embodiments, R^1 is phenyl, naphthyl, furanyl, pyrrolyl, oxazolyl, thiazolyl, imidazolyl, pyrazolyl, triazolyl, tetrazolyl, isoxazolyl, isothiazolyl, oxadiazolyl, thiadiazolyl, pyridinyl, pyrimidinyl, pyrazinyl, pyridazinyl, triazinyl, quinolinyl, isoquinolinyl, quinazolinyl, quinoxalinyl, naphthyridinyl, indolyl, indazolyl, benzoxazolyl, benzisoxazolyl,

benzofuranyl, benzothienyl, benzothiazolyl, benzimidazolyl, purinyl, cinnolinyl, phthalazinyl, pteridinyl, pyridopyrimidinyl, pyrazolopyrimidinyl, or azaindolyl. In some embodiments, R^1 is furanyl, pyrrolyl, oxazolyl, thiazolyl, imidazolyl, pyrazolyl, triazolyl, tetrazolyl, isoxazolyl, isothiazolyl, oxadiazolyl, thiadiazolyl, pyridinyl, pyrimidinyl, pyrazinyl, pyridazinyl, or triazinyl. In some embodiments, R^1 is pyrimidinyl, pyridinyl, pyrazinyl, triazinyl, or thiazolyl. In certain embodiments, R^1 is C-bound imidazolyl. In certain embodiments, R^1 is N-bound imidazolyl. In some embodiments, R^1 is pyrimidinyl. In some embodiments, R^1 is pyrimidinyl optionally substituted with alkyl or alkoxy. In some embodiments, R^1 is pyrazinyl. In some embodiments, R^1 is triazinyl. In some embodiments, R^1 is thiazolyl.

[0078] In certain embodiments, R^1 is optionally substituted with halo, alkyl, hydroxy, alkoxy, or fluoroalkyl. In certain embodiments, R^1 is optionally substituted with halo, alkyl, or alkoxy. In some embodiments, R^1 is optionally substituted with fluoro or C_{1-6} alkyl. In some embodiments, R^1 is optionally substituted with fluoro or methyl. In some embodiments, R^1 is optionally substituted with methyl or methoxy.

[0079] In some embodiments, each R^2 is independently $-NR^4R^5$, optionally substituted alkyl NR^4R^5 , halo, $-OR^6$, $-OH$, optionally substituted alkyl, haloalkyl, optionally substituted carbocyclyl, optionally substituted carbocyclylalkyl, optionally substituted heteroalkyl, optionally substituted heterocyclyl, optionally substituted heterocyclylalkyl, optionally substituted hydroxyalkyl, $-C(O)R^6$, $-C(O)NR^4R^5$, $-S(O)_2NR^4R^5$, $-S(O)_2R^7$, $-NR^4S(O)_2NR^4R^5$, or $-CN$. In some embodiments, each R^2 is independently $-NR^4R^5$, alkyl NR^4R^5 , halo, $-OR^6$, $-OH$, alkyl, haloalkyl, carbocyclyl, carbocyclylalkyl, heteroalkyl, heterocyclyl, heterocyclylalkyl, hydroxyalkyl, $-C(O)R^6$, $-C(O)NR^4R^5$, $-S(O)_2NR^4R^5$, $-S(O)_2R^7$, $-NR^4S(O)_2NR^4R^5$, or $-CN$. In some embodiments, $-NR^4R^5$, halo, $-OR^6$, optionally substituted alkyl, fluoroalkyl, optionally substituted carbocyclyl, optionally substituted heteroalkyl, optionally substituted heterocyclyl, $-C(O)NR^4R^5$, $-S(O)_2NR^4R^5$, $-S(O)_2R^7$, $-NR^4S(O)_2NR^4R^5$, $-CN$, or $-CO_2H$. In certain embodiments, each R^2 is independently $-NR^4R^5$, halo, $-OR^6$, $-OH$, optionally substituted alkyl, fluoroalkyl, optionally substituted carbocyclyl, optionally substituted heteroalkyl, optionally substituted heterocyclyl, optionally substituted hydroxyalkyl, $-S(O)_2NR^4R^5$, $-S(O)_2R^7$, $-NR^4S(O)_2NR^4R^5$, or $-CN$. In some embodiments, each R^2 is independently $-NR^4R^5$, halo, $-OR^6$, alkyl, fluoroalkyl, carbocyclyl, heteroalkyl, heterocyclyl, $-S(O)_2NR^4R^5$, $-NR^4S(O)_2NR^4R^5$, or $-S(O)_2R^7$. In some embodiments, each R^2 is independently $-NR^4R^5$, C_{1-6} alkyl NR^4R^5 , halo, $-OR^6$, $-OH$, C_{1-6} alkyl, C_{1-6} fluoroalkyl, C_{3-6} carbocyclyl, C_{1-6} alkyl C_{3-6} carbocyclyl, C_{1-6} heteroalkyl, C_{3-6} heterocyclyl, C_{1-6} alkyl C_{3-6} heterocyclyl, C_{1-6} hydroxyalkyl, or $-CN$. In some embodiments, each R^2 is independently $-C(O)R^6$, $-C(O)NR^4R^5$, $-S(O)_2NR^4R^5$, $-S(O)_2R^7$, or $-CN$. In some embodiments, each R^2 is independently $-NR^4R^5$, halo, $-OR^6$, C_{1-6} alkyl, C_{1-6} fluoroalkyl, C_{3-6} carbocyclyl, C_{1-6} heteroalkyl, C_{3-6} heterocyclyl, or $-CN$. In some embodiments, each R^2 is independently $-NR^4R^5$, halo, alkyl, carbocyclyl, alkoxy, or $-CN$. In some embodiments, each R^2 is independently $-NR^4R^5$, halo, alkyl, or alkoxy. In some embodiments, each

R^2 is independently methyl, methoxy, ethyl, propyl, iso-propyl, cyclopropyl, fluoro, chloro, or $-NMe_2$. In some embodiments, each R^2 is $-NMe_2$, $-NHMe$, $-NH_2$, $-NEt_2$, $-NHMe$, $-NPr_2$, $-NHPr$, $-N(i-Pr)_2$, $-NH(i-Pr)$, $-NBu_2$, $-NHBu$, $-NEt_2$, $-NHMe$, $-N(i-Bu)_2$, $-NH(i-Bu)$, $-NMeEt$, $-NMePr$, $-N(Me)(i-Pr)$, $-NMePr$, $-N(Me)(Bu)$, $-NMeBu$, $-NEtPr$, $-N(Et)(i-Pr)$, $-N(Et)(Bu)$, $-NEtBu$, methyl, ethyl, propyl, iso-propyl, butyl, iso-butyl, sec-butyl, tert-butyl, methoxy, ethoxy, propoxy, isopropoxy, morpholino, or pyrrolidino. In some embodiments, each R^2 is independently methyl, methoxy, iso-propyl, cyclopropyl, fluoro, chloro, or $-NMe_2$. In some embodiments, R^2 is methoxy. In some embodiments, R^2 is methyl. In some embodiments R^2 is ethyl. In some embodiments, R^2 is iso-propyl. In some embodiments, R^2 is propyl. In some embodiments, R^2 is cyclopropyl. In some embodiments, R^2 is cyclobutyl. In some embodiments, R^2 is fluoro. In some embodiments, R^2 is chloro. In some embodiments, R^2 is $-NMe_2$. In some embodiments, R^2 is $-NH_2$. In some embodiments, R^2 is $-NHMe$. In some embodiments, R^2 is $-NMeEt$.

[0080] In certain embodiments, each R^2 is independently optionally substituted with halo, alkyl, hydroxy, alkoxy, or fluoroalkyl. In some embodiments, each R^2 is independently optionally substituted with fluoro or C_{1-6} alkyl. In some embodiments, each R^2 is independently optionally substituted with fluoro or methyl.

[0081] In some embodiments, R^3 is alkyl, halo, haloalkyl, deuterioalkyl, carbocyclyl, carbocyclylalkyl, heterocyclyl, heterocyclylalkyl, aryl, heteroaryl, $-Si(R^6)_3$, $-OR^6$, or $-S(O)_2R^7$. In some embodiments, R^3 is alkyl, halo, haloalkyl, carbocyclyl, carbocyclylalkyl, heterocyclyl, heterocyclylalkyl, or heteroalkyl. In some embodiments, R^3 is optionally substituted C_{1-10} alkyl, halo, haloalkyl, deuterioalkyl, carbocyclyl, optionally substituted aryl, or optionally substituted heteroaryl, wherein R^3 is optionally substituted with halo, alkyl, alkoxy, hydroxy, $-NR^4R^5$, or $-S(O)_2R^7$. In some embodiments, R^3 is C_{1-6} alkyl, C_{1-6} haloalkyl, C_{1-6} deuterioalkyl, C_{3-6} carbocyclyl, C_{3-6} carbocyclyl C_{1-6} alkyl, C_{3-6} heterocyclyl, C_{3-6} heterocyclyl C_{1-6} alkyl. In some embodiments, R^3 is alkyl, haloalkyl, carbocyclyl, carbocyclylalkyl, heterocyclyl, heterocyclylalkyl, or heteroalkyl. In some embodiments, R^3 is C_{1-6} alkyl, C_{1-6} fluoroalkyl, carbocyclyl, or heterocyclylalkyl. In certain embodiments, R^3 is C_{3-8} alkyl or C_{1-6} fluoroalkyl. In some embodiments, R^3 is C_{1-6} alkyl. In some embodiments, R^3 is C_{1-8} alkyl. In some embodiments, R^3 is C_{2-8} alkyl. In some embodiments, R^3 is C_{3-6} alkyl. In some embodiments, R^3 is methyl. In some embodiments, R^3 is ethyl. In some embodiments, R^3 is propyl. In some embodiments, R^3 is i-propyl. In some embodiments, R^3 is t-butyl. In some embodiments, R^3 is butyl. In some embodiments, R^3 is isobutyl. In some embodiments, R^3 is sec-butyl. In some embodiments, R^3 is carbocyclyl. In some embodiments, R^3 is cyclopropyl. In some embodiments, R^3 is cyclobutyl. In some embodiments, R^3 is cyclopentyl. In some embodiments, R^3 is cyclohexyl. In some embodiments, R^3 is halo. In some embodiments, R^3 is fluoro. In some embodiments, R^3 is chloro. In some embodiments, R^3 is bromo. In some embodiments, R^3 is trifluoromethyl. In some embodiments, R^3 is hydroxyalkyl. In some embodiments, R^3 is deuteromethyl. In some embodiments, R^3 is $-Si(R^6)_3$. In some embodiments,

R^3 is $-\text{Si}(\text{Me})_3$. In some embodiments, R^3 is $-\text{Si}(\text{Ph})_3$. In some embodiments, R^3 is $-\text{OR}^6$. In some embodiments, R^3 is $-\text{S}(\text{O})_2\text{R}^7$.

[0082] In other embodiments, R^3 is optionally substituted aryl or optionally substituted heteroaryl. In certain specific embodiments, R^3 is phenyl, furanyl, pyrrolyl, oxazolyl, thiazolyl, imidazolyl, pyrazolyl, triazolyl, tetrazolyl, isoxazolyl, isothiazolyl, oxadiazolyl, thiadiazolyl, pyridinyl, pyrimidinyl, pyrazinyl, pyridazinyl, or triazinyl. In some embodiments, R^3 is phenyl optionally substituted with halo, alkyl, alkoxy, hydroxy, $-\text{NR}^4\text{R}^5$, or $-\text{S}(\text{O})_2\text{R}^7$. In some embodiments, R^3 is pyridinyl optionally substituted with halo, alkyl, alkoxy, hydroxy, $-\text{NR}^4\text{R}^5$, or $-\text{S}(\text{O})_2\text{R}^7$. In some embodiments, R^3 is phenyl. In some embodiments, R^3 is pyridinyl.

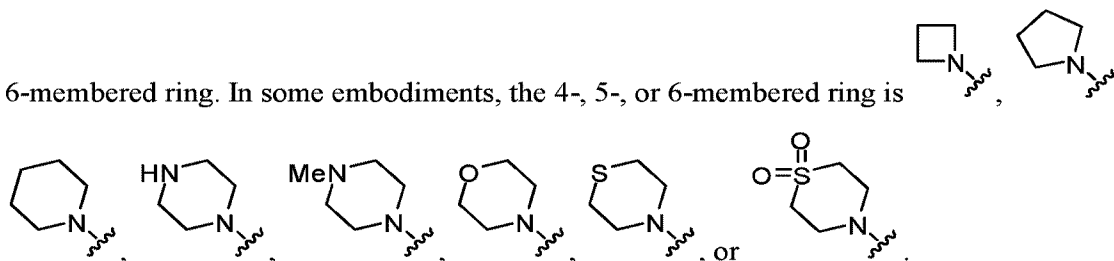
[0083] In certain embodiments, R^3 is optionally substituted with halo, alkyl, hydroxy, alkoxy, $-\text{NR}^4\text{R}^5$, $-\text{S}(\text{O})_2\text{R}^7$ or fluoroalkyl. In some embodiments, R^3 is optionally substituted with chloro, fluoro, methyl, ethyl, propyl, iso-propyl, butyl, iso-butyl, sec-butyl, tert-butyl, hydroxy, methoxy, ethoxy, propoxy, iso-propoxy, dimethylamino, diethylamino, methylamino, amino, $-\text{S}(\text{O})_2\text{Me}$, or trifluoromethyl. In certain embodiments, R^3 is optionally substituted with chloro, fluoro, methyl, hydroxy, methoxy, dimethylamino, $-\text{S}(\text{O})_2\text{Me}$, or trifluoromethyl.

[0084] In some embodiments, R^4 and R^5 are each independently $-\text{H}$, optionally substituted alkyl, fluoroalkyl, optionally substituted carbocyclyl, optionally substituted carbocyclalkyl, optionally substituted heterocyclyl, optionally substituted heterocyclalkyl, $-\text{S}(\text{O})_2\text{R}^7$, or $-\text{C}(\text{O})\text{N}(\text{R}^{13})_2$. In some embodiments, R^4 and R^5 are each independently $-\text{H}$, C_{1-6} alkyl, C_{1-6} fluoroalkyl, C_{3-6} carbocyclyl, C_{1-6} carbocyclalkyl, C_{2-6} heterocyclyl, C_{1-6} alkyl C_{3-6} heterocyclyl, $-\text{S}(\text{O})_2\text{R}^7$, or $-\text{C}(\text{O})\text{N}(\text{R}^{13})_2$. In some embodiments, R^4 and R^5 are each independently $-\text{H}$, C_{1-6} alkyl, C_{1-6} fluoroalkyl, C_{3-6} carbocyclyl, C_{3-5} heterocyclyl, or $-\text{S}(\text{O})_2\text{R}^7$. In some embodiments, R^4 and R^5 are each independently $-\text{H}$, C_{1-6} alkyl, or $-\text{S}(\text{O})_2\text{R}^7$. In some embodiments, R^4 and R^5 are each independently $-\text{H}$ or alkyl. In some embodiments, R^4 and R^5 are each independently $-\text{H}$, methyl, ethyl, propyl, iso-propyl, butyl, sec-butyl, iso-butyl, tert-butyl, or $-\text{S}(\text{O})_2\text{R}^7$. In some embodiments, R^4 and R^5 are each independently $-\text{H}$, methyl, ethyl, propyl, or iso-propyl. In some embodiments, R^4 and R^5 are $-\text{H}$. In some embodiments, R^4 and R^5 are methyl. In some embodiments, R^4 is methyl and R^5 is ethyl. In some embodiments, R^4 is methyl and R^5 is propyl. In some embodiments, R^4 is methyl and R^5 is iso-propyl. In some embodiments, R^4 is H and R^5 is iso-propyl. In some embodiments, R^4 and R^5 are each independently $-\text{H}$ or $-\text{C}(\text{O})\text{N}(\text{R}^{13})_2$.

[0085] In other embodiments, R^4 and R^5 attached to the same N atom are taken together with the N atom to which they are attached to form a substituted or unsubstituted 4-, 5-, or 6-membered ring heterocycle additionally containing 0-3 heteroatoms selected from $-\text{O}-$, $-\text{NH}-$, $-\text{NR}^6-$, $-\text{S}-$, and $-\text{S}(\text{O})_2-$. In some embodiments, R^4 and R^5 attached to the same N atom are taken together with the N atom to which they are attached to form a 4-, 5- or 6-membered heterocycle additionally containing 0 or 1 oxygen heteroatom. In other embodiments, R^4 and R^5 attached to the same N atom are taken together with the N atom to which they are attached to form a substituted or unsubstituted

4-, 5-, or 6-membered ring heterocycle additionally containing 1 heteroatoms selected from $-O-$, $-NH-$, $-NR^6-$, $-S-$, and $-S(O)_2-$. In other embodiments, R^4 and R^5 attached to the same N atom are taken together with the N atom to which they are attached to form a 4-, 5-, or 6-membered ring heterocycle additionally containing 1 oxygen heteroatom. In other embodiments, R^4 and R^5 attached to the same N atom are taken together with the N atom to which they are attached to form a 4-, 5-, or

6-membered ring. In some embodiments, the 4-, 5-, or 6-membered ring is



[0086] In certain embodiments, R^4 and R^5 are each independently optionally substituted with halo, alkyl, hydroxy, alkoxy, or fluoroalkyl. In some embodiments, R^4 and R^5 are each independently optionally substituted with fluoro or C_{1-6} alkyl. In some embodiments, R^4 and R^5 are each independently optionally substituted with fluoro or methyl.

[0087] In some embodiments, R^6 is optionally substituted alkyl, fluoroalkyl, optionally substituted aryl, optionally substituted carbocyclyl, or optionally substituted heterocyclyl. In some embodiments, R^6 is optionally substituted alkyl, fluoroalkyl, optionally substituted carbocyclyl, or optionally substituted heterocyclyl. In some embodiments, R^6 is alkyl, aryl, carbocyclyl, or heterocyclyl. In some embodiments, R^6 is alkyl, carbocyclyl, or heterocyclyl. In some embodiments, R^6 is alkyl, carbocyclyl, or fluoroalkyl. In some embodiments, R^6 is C_{1-6} alkyl, C_{1-6} fluoroalkyl, C_{3-6} carbocyclyl, or C_{3-6} heterocyclyl. In certain embodiments, R^6 is C_{1-6} alkyl. In certain embodiments, R^6 is methyl, ethyl, propyl, iso-propyl, butyl, sec-butyl, iso-butyl, or tert-butyl. In some embodiments, R^6 is optionally substituted phenyl.

[0088] In some embodiments, R^7 is alkyl, carbocyclyl, optionally substituted aryl, optionally substituted aralkyl, or optionally substituted heterocyclyl. In some embodiments, R^7 is C_{1-6} alkyl, C_{3-6} carbocyclyl, or aryl optionally substituted with halo or alkyl. In some embodiments, R^7 is C_{1-6} alkyl, C_{3-6} carbocyclyl, or phenyl optionally substituted with halo or alkyl. In some embodiments, R^7 is optionally substituted benzyl. In some embodiments, R^7 is C_{3-6} carbocyclyl. In some embodiments, R^7 is phenyl. In some embodiments, R^7 is phenyl substituted with 1-4 C_{1-6} alkyl or fluoro substituents. In some embodiments, R^7 is phenyl substituted with a C_{1-6} alkyl or fluoro substituent. In some embodiments, R^7 is alkyl, carbocyclyl, aralkyl, or heterocyclyl.

[0089] In certain embodiments, R^7 is optionally substituted with halo, alkyl, hydroxy, alkoxy, or fluoroalkyl. In some embodiments, R^7 is optionally substituted with fluoro or C_{1-6} alkyl. In some embodiments, R^7 is optionally substituted with fluoro or methyl.

[0090] In some embodiments, R^8 and R^9 are each independently $-H$, C_{1-6} alkyl, C_{1-6} haloalkyl, halo, C_{3-6} carbocyclyl, C_{1-6} alkyl C_{3-6} carbocyclyl, C_{1-6} heteroalkyl, C_{3-6} heterocyclyl, C_{1-6} alkyl C_{3-6}

₆heterocyclyl, -OH, -OR⁶, -NR⁴R⁵, -C(O)NR⁴R⁵, -CN, -S(O)₂R⁷, -C(O)₂H, -C(O)R⁶, or -C(O)OR⁶ or R⁸ and R⁹ are taken together with the atom to which they are attached to form a ring containing 0-2 heteroatoms selected from the group consisting of -O-, -NH-, -NR⁶-, -S-, and -S(O)₂-. In some embodiments, R⁸ and R⁹ are each independently -H, C₁₋₆alkyl, halo, C₃₋₆carbocyclyl, methoxy, ethoxy, propoxy, iso-propoxy, -NH₂, -NMe₂, -NHMe, -NEt₂, -C(O)NH₂, -C(O)NMe₂, -C(O)NHMe, or -CN. In some embodiments, R⁸ and R⁹ are each independently -H, C₁₋₆alkyl, C₁₋₆fluoroalkyl, halo, or C₃₋₆carbocyclyl. In some embodiments, R⁸ and R⁹ are each independently -H, C₁₋₆alkyl, or C₃₋₆carbocyclyl. In some embodiments, R⁸ and R⁹ are each independently -H or C₁₋₆alkyl. In some embodiments, R⁸ is -H and R⁹ is C₁₋₆alkyl, C₁₋₆fluoroalkyl, or C₃₋₆carbocyclyl. In some embodiments, R⁸ is -H and R⁹ is alkyl. In some embodiments, R⁸ is C₁₋₆alkyl, C₁₋₆fluoroalkyl, or C₃₋₆carbocyclyl and R⁹ is -H. In some embodiments, R⁸ is methyl and R⁹ is -H. In some embodiments, R⁸ and R⁹ are -H. In some embodiments, R⁸ and R⁹ are C₁₋₆alkyl. In some embodiments, R⁸ and R⁹ are methyl.

[0091] In other embodiments, R⁸ and R⁹ are taken together with the atom to which they are attached to form a 3-, 4-, 5-, or 6-membered ring containing 0-2 heteroatoms selected from the group consisting of -O-, -NH-, -NR⁶-, -S-, and -S(O)₂-. In some embodiments, R⁸ and R⁹ are taken together with the atom to which they are attached to form a 3-, 4-, 5-, or 6-membered carbocyclic ring.

[0092] In some embodiments, R¹⁰ and R¹¹ are each independently -H, alkyl, halo, haloalkyl, carbocyclyl, heteroalkyl, or -OH. In other embodiments, R¹⁰ and R¹¹ are each independently -H, C₁₋₆alkyl, halo, C₁₋₆alkoxy, or -OH. In certain embodiments, R¹⁰ and R¹¹ are each independently -H or C₁₋₆alkyl. In certain embodiments, R¹⁰ and R¹¹ are each independently -H, fluoro, chloro, methyl, ethyl, propyl, iso-propyl, butyl, iso-butyl, sec-butyl, or tert-butyl. In certain embodiments, R¹⁰ and R¹¹ are each independently -H, fluoro, or methyl. In certain embodiments, R¹⁰ and R¹¹ are each independently -H or methyl. In certain embodiments, R¹⁰ and R¹¹ are each independently -H or fluoro. In certain embodiments, R¹⁰ and R¹¹ are both -H. In certain embodiments, R¹⁰ and R¹¹ are each independently -H or methoxy. In certain embodiments, R¹⁰ and R¹¹ are each independently -H or -OH. In certain embodiments, R¹⁰ and R¹¹ are each independently -H or fluoro. In certain embodiments, R¹⁰ and R¹¹ are each independently -H or chloro.

[0093] In some embodiments, R¹⁰ and R¹¹ are each independently -H, alkyl, halo, haloalkyl, carbocyclyl, heteroalkyl, or -OH, wherein at least one of R¹⁰ or R¹¹ is not H. In other embodiments, R¹⁰ and R¹¹ are each independently -H, C₁₋₆alkyl, halo, C₁₋₆alkoxy, or -OH, wherein at least one of R¹⁰ or R¹¹ is not H. In certain embodiments, R¹⁰ and R¹¹ are each independently -H or C₁₋₆alkyl, wherein at least one of R¹⁰ or R¹¹ is not H. In certain embodiments, R¹⁰ and R¹¹ are each independently -H, fluoro, chloro, methyl, ethyl, propyl, iso-propyl, butyl, iso-butyl, sec-butyl, or tert-butyl, wherein at least one of R¹⁰ or R¹¹ is not H. In certain embodiments, R¹⁰ and R¹¹ are each independently -H, fluoro, or methyl, wherein at least one of R¹⁰ or R¹¹ is not H. In certain

embodiments, R^{10} and R^{11} are each independently $-H$ or methyl, wherein at least one of R^{10} or R^{11} is not H . In certain embodiments, R^{10} and R^{11} are each independently $-H$ or fluoro, wherein at least one of R^{10} or R^{11} is not H . In certain embodiments, R^{10} and R^{11} are each independently $-H$ or methoxy, wherein at least one of R^{10} or R^{11} is not H . In certain embodiments, R^{10} and R^{11} are each independently $-H$ or $-OH$, wherein at least one of R^{10} or R^{11} is not H . In certain embodiments, R^{10} and R^{11} are each independently $-H$ or fluoro, wherein at least one of R^{10} or R^{11} is not H . In certain embodiments, R^{10} and R^{11} are each independently $-H$ or chloro, wherein at least one of R^{10} or R^{11} is not H .

[0094] In some embodiments, R^{10} and R^{11} are methyl. In some embodiments, R^{10} and R^{11} are ethyl. In some embodiments, R^{10} and R^{11} are propyl. In some embodiments, R^{10} and R^{11} are fluoro. In some embodiments, R^{10} and R^{11} are chloro. In some embodiments, R^{10} and R^{11} are bromo. In some embodiments, R^{10} and R^{11} are methoxy. In some embodiments, R^{10} and R^{11} are ethoxy. In some embodiments, R^{10} and R^{11} are $-OH$.

[0095] In some embodiments, R^{10} and R^{11} are taken together with the atom to which they are attached to form a 3-, 4-, 5-, or 6- membered ring. In some embodiments, R^{10} and R^{11} are taken together with the atom to which they are attached to form a cyclopropyl, cyclobutyl, cyclopentyl, or cyclohexyl. In some embodiments, R^{10} and R^{11} are taken together with the atom to which they are attached to form a cyclopropyl.

[0096] In certain embodiments, R^{10} and R^{11} are optionally substituted with halo, alkyl, hydroxy, alkoxy, or fluoroalkyl. In some embodiments, R^{10} and R^{11} are optionally substituted with fluoro or C_{1-6} alkyl. In some embodiments, R^{10} and R^{11} are optionally substituted with fluoro or methyl.

[0097] In some embodiments, R^{12} is hydrogen, C_{1-6} alkyl, C_{1-6} haloalkyl, C_{1-6} deuterioalkyl, C_{3-6} carbocyclyl, C_{3-6} carbocyclyl C_{1-6} alkyl, C_{3-6} heterocyclyl, C_{3-6} heterocyclyl C_{1-6} alkyl. In some embodiments, R^{12} is hydrogen, alkyl, haloalkyl, hydroxy, halo, carbocyclyl, or heteroalkyl. In some embodiments, R^{12} is hydrogen, C_{1-6} alkyl, C_{1-6} fluoroalkyl, carbocyclyl, or heterocyclylalkyl. In certain embodiments, R^{12} is C_{1-6} alkyl or C_{1-6} fluoroalkyl. In some embodiments, R^{12} is C_{1-6} alkyl, C_{1-6} haloalkyl, C_{1-6} deuterioalkyl, C_{3-6} carbocyclyl, C_{3-6} carbocyclyl C_{1-6} alkyl, C_{3-6} heterocyclyl, C_{3-6} heterocyclyl C_{1-6} alkyl. In some embodiments, R^{12} is alkyl, haloalkyl, hydroxy, halo, carbocyclyl, or heteroalkyl. In some embodiments, R^{12} is C_{1-6} alkyl, C_{1-6} fluoroalkyl, carbocyclyl, or heterocyclylalkyl. In certain embodiments, R^{12} is C_{1-6} alkyl or C_{1-6} fluoroalkyl. In certain embodiments, R^{12} is hydrogen. In some embodiments, R^{12} is C_{1-6} alkyl. In some embodiments, R^{12} is C_{1-3} alkyl. In some embodiments, R^{12} is C_{2-8} alkyl. In some embodiments, R^{12} is C_{3-6} alkyl. In some embodiments, R^{12} is methyl. In some embodiments, R^{12} is ethyl. In some embodiments, R^{12} is propyl. In some embodiments, R^{12} is i-propyl. In some embodiments, R^{12} is t-butyl. In some embodiments, R^{12} is butyl. In some embodiments, R^{12} is isobutyl. In some embodiments, R^{12} is sec-butyl. In some embodiments, R^{12} is carbocyclyl. In some embodiments, R^{12} is cyclopropyl. In

some embodiments, R^{12} is cyclobutyl. In some embodiments, R^{12} is cyclopentyl. In some embodiments, R^{12} is cyclohexyl. In some embodiments, R^{12} is trifluoromethyl. In some embodiments, R^{12} is hydroxyalkyl. In some embodiments, R^{12} is deuteromethyl.

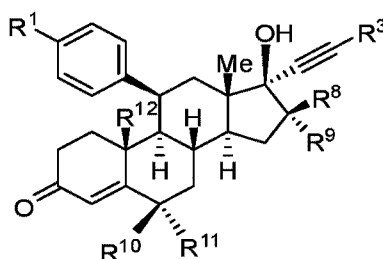
[0098] In certain embodiments, R^{12} is optionally substituted with halo, alkyl, hydroxy, alkoxy, or fluoroalkyl. In some embodiments, R^{12} is optionally substituted with fluoro or C_{1-6} alkyl. In some embodiments, R^{12} is optionally substituted with fluoro or methyl.

[0099] In some embodiments, each R^{13} is independently hydrogen, optionally substituted alkyl, haloalkyl, optionally substituted carbocyclyl, optionally substituted heteroalkyl, optionally substituted aryl, optionally substituted aralkyl, optionally substituted heterocyclyl, or optionally substituted heteroaryl. In some embodiments, each R^{13} is independently hydrogen, optionally substituted alkyl, optionally substituted carbocyclyl, optionally substituted heteroalkyl, or optionally substituted aryl. In some embodiments, each R^{13} is independently optionally substituted alkyl, optionally substituted carbocyclyl, optionally substituted heteroalkyl, optionally substituted aryl, or heteroaryl. In some embodiments, each R^{13} is independently alkyl or aryl. In some embodiments, each R^{13} is independently hydrogen or C_{1-6} alkyl. In some embodiments, each R^{13} is independently hydrogen, methyl, ethyl, propyl, iso-propyl, butyl, iso-butyl, sec-butyl, tert-butyl, pentyl or hexyl. In some embodiments, each R^{13} is independently hydrogen, methyl, ethyl, propyl, iso-propyl, butyl, or tert-butyl. In some embodiments, each R^{13} is independently hydrogen or methyl. In some embodiments, R^{13} is H. In other embodiments, R^{13} is alkyl. In other embodiments, R^{13} is aryl.

[00100] In some embodiments, n is 0, 1, or 2. In some embodiments, n is 0 or 1. In some embodiments, n is 1 or 2. In some embodiments, n is 3 or 4. In some embodiments, n is 0. In some embodiments, n is 1. In some embodiments, n is 2. In some embodiments, n is 3.

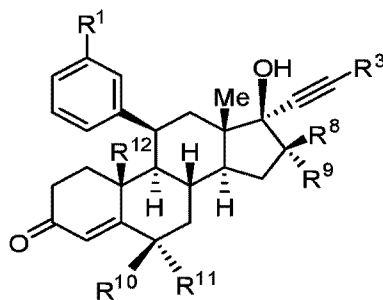
[00101] Any combination of the groups described above for the various variables is contemplated herein. Throughout the specification, groups and substituents thereof are chosen by one skilled in the field to provide stable moieties and compounds.

[00102] In some embodiments, compounds described herein have the following structure of Formula (Ia):



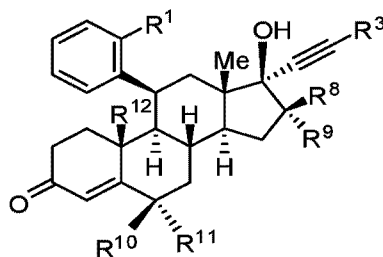
Formula (Ia).

[00103] In some embodiments, compounds described herein have the following structure of Formula (Ib):



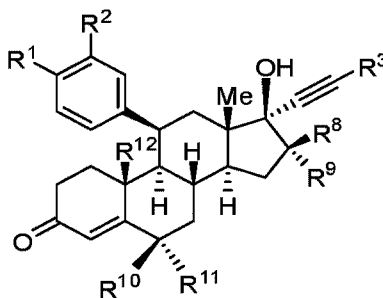
Formula (Ib).

[00104] In some embodiments, compounds described herein have the following structure of Formula (Ic):



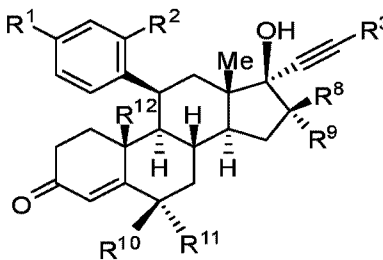
Formula (Ic).

[00105] In some embodiments, compounds described herein have the following structure of Formula (Id):



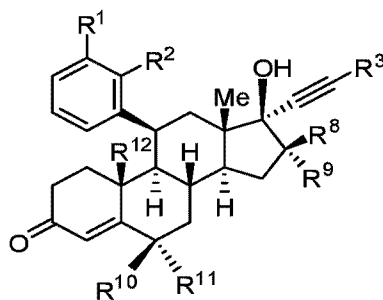
Formula (Id).

[00106] In some embodiments, compounds described herein have the following structure of Formula (Ie):



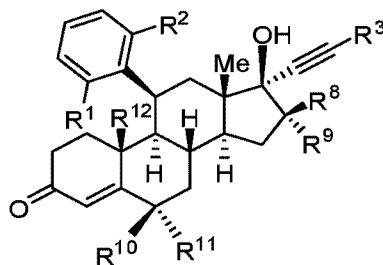
Formula (Ie).

[00107] In some embodiments, compounds described herein have the following structure of Formula (If):



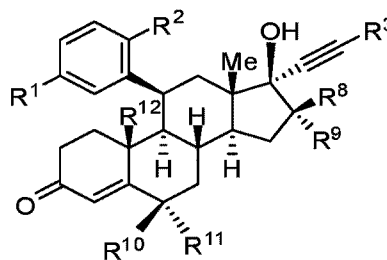
Formula (If).

[00108] In some embodiments, compounds described herein have the following structure of Formula (Ig):



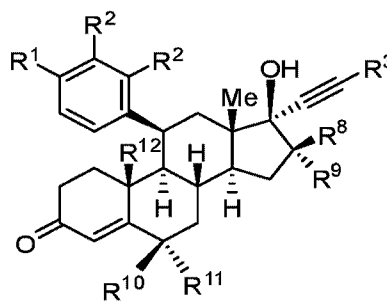
Formula (Ig).

[00109] In some embodiments, compounds described herein have the following structure of Formula (Ih):



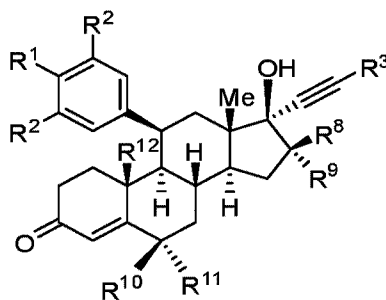
Formula (Ih).

[00110] In some embodiments, compounds described herein have the following structure of Formula (Ii):



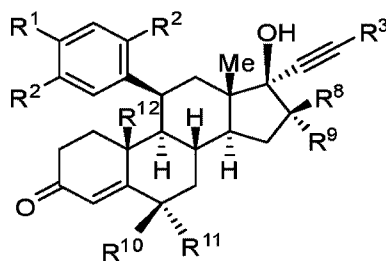
Formula (Ii).

[00111] In some embodiments, compounds described herein have the following structure of Formula (Ij):



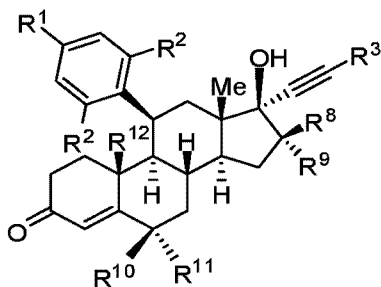
Formula (Ij).

[00112] In some embodiments, compounds described herein have the following structure of Formula (Ik):



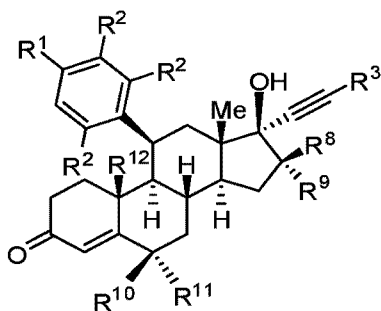
Formula (Ik).

[00113] In some embodiments, compounds described herein have the following structure of Formula (Im):



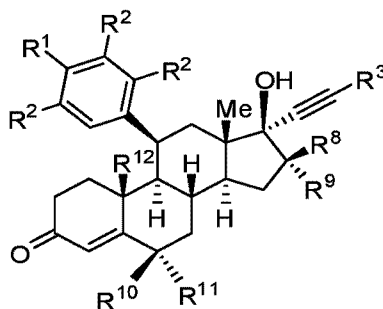
Formula (Im).

[00114] In some embodiments, compounds described herein have the following structure of Formula (In):



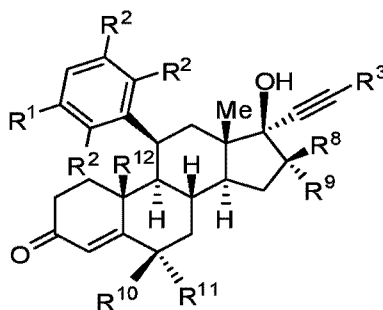
Formula (In).

[00115] In some embodiments, compounds described herein have the following structure of Formula (Io):



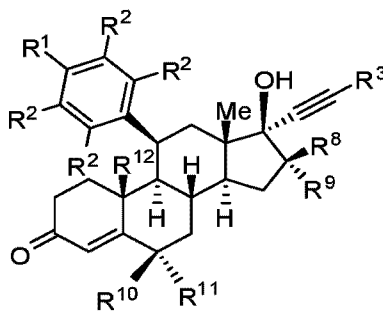
Formula (Io).

[00116] In some embodiments, compounds described herein have the following structure of Formula (Ip):



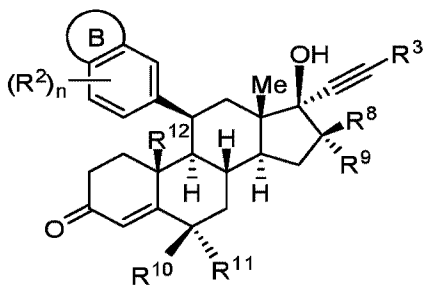
Formula (Ip).

[00117] In some embodiments, compounds described herein have the following structure of Formula (Iq):

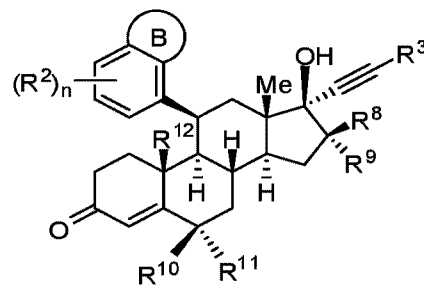


Formula (Iq).

[00118] In some embodiments, compounds described herein have the following structure of Formula (Ir) or Formula (Is):



Formula (Ir)



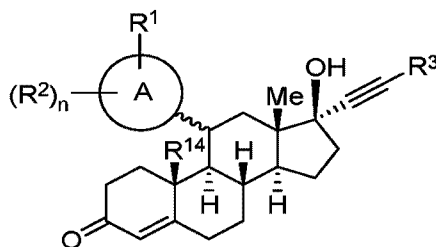
Formula (Is)

wherein

ring B is an optionally substituted fused carbocyclyl, optionally substituted fused heterocyclyl, optionally substituted fused aryl, or optionally substituted fused heteroaryl;

and n is 0, 1, 2, or 3.

[00119] Some embodiments provided herein describe a compound having the structure of Formula (II), or a pharmaceutically acceptable salt, solvate, or prodrug thereof:



Formula (II)

wherein

ring A is a heteroaryl, aryl, cycloalkyl, or heterocyclyl;

R^1 is $-H$, $-NR^4R^5$, optionally substituted alkyl NR^4R^5 , halo, $-OR^6$, $-OH$, optionally substituted alkyl, haloalkyl, optionally substituted carbocyclyl, optionally substituted carbocyclylalkyl, optionally substituted heteroalkyl, optionally substituted heterocyclyl, optionally substituted heterocyclylalkyl, optionally substituted hydroxyalkyl, optionally substituted aryl, optionally substituted heteroaryl, $-C(O)OR^6$, $-C(O)NR^4R^5$, $-OC(O)OR^6$, $-OC(O)NR^4R^5$, $-S(O)_2NR^4R^5$, $-S(O)_2R^7$, $-S(O)R^7$, $-SR^7$, $-NR^4S(O)_2NR^4R^5$, $-P(O)(OR^6)_2$, $-P(O)(R^6)_2$, $-CN$, $-CO_2H$, or $-NO_2$; each R^2 is independently $-NR^4R^5$, optionally substituted alkyl NR^4R^5 , halo, $-OR^6$, $-OH$, optionally substituted alkyl, haloalkyl, optionally substituted carbocyclyl, optionally substituted carbocyclylalkyl, optionally substituted heteroalkyl, optionally substituted heterocyclyl, optionally substituted heterocyclylalkyl, optionally substituted hydroxyalkyl, $-C(O)R^6$, $-C(O)OR^6$, $-C(O)NR^4R^5$, $-OC(O)OR^6$, $-OC(O)NR^4R^5$, $-S(O)_2NR^4R^5$, $-S(O)_2R^7$, $-S(O)R^7$, $-SR^7$, $-NR^4S(O)_2NR^4R^5$, $-CN$, $-CO_2H$, or $-NO_2$;

R^3 is optionally substituted alkyl, halo, haloalkyl, optionally substituted carbocyclyl, optionally substituted carbocyclylalkyl, optionally substituted heterocyclyl, optionally substituted heterocyclylalkyl, optionally substituted heteroalkyl, optionally substituted aryl, optionally substituted heteroaryl, $-Si(R^6)_3$, $-OR^6$, or $-S(O)_2R^7$;

R^4 and R^5 are each independently $-H$, optionally substituted alkyl, haloalkyl, optionally substituted carbocyclyl, optionally substituted aryl, optionally substituted heterocyclyl, optionally substituted heteroaryl, $-S(O)_2R^7$, $-C(O)N(R^{13})_2$, $-C(O)R^6$, or $-C(O)OR^6$; or R^4 and R^5 attached to the same N atom are taken together with the N atom to which they are attached to form a substituted or unsubstituted heterocycle;

each R^6 is independently optionally substituted alkyl, haloalkyl, optionally substituted carbocyclyl, optionally substituted aryl, optionally substituted heterocyclyl, or optionally substituted heteroaryl;

R^7 is optionally substituted alkyl, haloalkyl, optionally substituted carbocyclyl, optionally substituted heteroalkyl, optionally substituted aryl, optionally substituted aralkyl, optionally substituted heterocyclyl, or optionally substituted heteroaryl;

each R^{13} is independently H, optionally substituted alkyl, haloalkyl, optionally substituted carbocyclyl, optionally substituted heteroalkyl, optionally substituted aryl, optionally substituted aralkyl, optionally substituted heterocyclyl, or optionally substituted heteroaryl;

R^{14} is hydrogen or methyl;

and n is 0, 1, 2, 3, or 4.

[00120] In some embodiments,

ring A is aryl or bicyclic heteroaryl;

R^1 is $-NR^4R^5$, halo, $-OR^6$, C_{1-6} alkyl, C_{1-6} fluoroalkyl, C_{3-6} carbocyclyl, C_{3-6} heterocyclyl, aryl, heteroaryl, $-C(O)NR^4R^5$, $-S(O)_2NR^4R^5$, $-S(O)_2R^7$, $-NR^4S(O)_2NR^4R^5$, $-P(O)(R^6)_2$, $-P(O)(OR^6)_2$, or $-CN$;

each R^2 is independently $-NR^4R^5$, halo, $-OR^6$, C_{1-6} alkyl, C_{1-6} fluoroalkyl, C_{3-6} carbocyclyl, C_{1-6} heteroalkyl, C_{3-6} heterocyclyl, or $-CN$;

R^3 is C_{1-6} alkyl, C_{1-6} fluoroalkyl, carbocyclyl, or heterocyclylalkyl;

R^4 and R^5 are each independently $-H$, C_{1-6} alkyl, C_{1-6} fluoroalkyl, C_{3-6} carbocyclyl, C_{1-6} carbocyclylalkyl, C_{2-6} heterocyclyl, C_{1-6} alkyl C_{3-6} heterocyclyl, $-S(O)_2R^7$, or $-C(O)N(R^{13})$; or R^4 and R^5 attached to the same N atom are taken together with the N atom to which they are attached to form a substituted or unsubstituted 4-, 5-, or 6-membered heterocycle;

R^6 is alkyl;

R^7 is C_{1-6} alkyl, C_{3-6} carbocyclyl, or phenyl optionally substituted with halo or alkyl;

each R^{13} is independently hydrogen or C_{1-6} alkyl;

R^{14} is hydrogen or methyl;

and n is 0, 1, 2, 3, or 4.

[00121] In some embodiments,

ring A is phenyl, 3-benzodioxyl, or 1,4-benzodioxanyl;

R^1 is $-NR^4R^5$, halo, $-OR^6$, alkyl, or fluoroalkyl;

each R^2 is independently $-NR^4R^5$, halo, alkyl, carbocyclyl, alkoxy, or $-CN$;

R^3 is C_{1-6} alkyl, C_{1-6} fluoroalkyl, carbocyclyl, deuterioalkyl, or heteroalkyl;

R^4 and R^5 are each independently $-H$, C_{1-6} alkyl, heteroalkyl, or $-S(O)_2R^7$;

or R^4 and R^5 attached to the same N atom are taken together with the N atom to which they are attached to form a substituted or unsubstituted 4-, 5-, or 6-membered heterocycle;

R^6 is alkyl;

R^7 is C_{1-6} alkyl, C_{3-6} carbocyclyl, or phenyl optionally substituted with halo or alkyl;
 each R^{13} is independently hydrogen or C_{1-6} alkyl;
 R^{14} is hydrogen;
 and n is 0, 1, or 2.

[00122] In some embodiments,

ring A is phenyl;

R^1 is $-NR^4R^5$, $-OR^6$, alkyl, or fluoroalkyl;

each R^2 is independently $-NR^4R^5$, halo, alkyl;

R^3 is C_{1-6} alkyl, C_{1-6} fluoroalkyl, carbocyclyl, deuterioalkyl, or heteroalkyl;

R^4 and R^5 are each independently $-H$, C_{1-6} alkyl, or heteroalkyl;

or R^4 and R^5 attached to the same N atom are taken together with the N atom to which they are attached to form a substituted or unsubstituted 4-, 5-, or 6-membered heterocycle;

R^6 is alkyl;

R^7 is C_{1-6} alkyl, C_{3-6} carbocyclyl, or phenyl optionally substituted with halo or alkyl;

each R^{13} is independently hydrogen or C_{1-6} alkyl;

R^{14} is hydrogen;

and n is 0, 1, or 2.

[00123] In some embodiments,

ring A is 3-benzodioxoxyl, or 1,4-benzodioxanyl;

R^1 is $-H$;

R^3 is C_{1-6} alkyl;

each R^{13} is independently hydrogen or C_{1-6} alkyl;

R^{14} is hydrogen;

and n is 0.

[00124] For any and all of the embodiments of Formula (II), substituents are selected from among a subset of the listed alternatives.

[00125] In some embodiments, ring A is monocyclic aryl, bicyclic aryl, monocyclic heteroaryl, or bicyclic heteroaryl. In some embodiments, ring A is monocyclic heteroaryl or monocyclic aryl. In some embodiments, ring A is bicyclic heteroaryl or bicyclic aryl. In some embodiments, ring A is N-bound heteroaryl. In some embodiments, ring A is C-bound heteroaryl. In some embodiments, ring A is aryl.

[00126] In certain embodiments, ring A is phenyl, naphthyl, furanyl, pyrrolyl, oxazolyl, thiazolyl, imidazolyl, pyrazolyl, triazolyl, tetrazolyl, isoxazolyl, isothiazolyl, oxadiazolyl, thiadiazolyl, pyridinyl, pyrimidinyl, pyrazinyl, pyridazinyl, triazinyl, quinolinyl, isoquinolinyl, quinazolinyl, quinoxalinyl, naphthyridinyl, indolyl, indazolyl, benzoxazolyl, benzisoxazolyl, benzofuranyl, benzothienyl, benzothiazolyl, benzimidazolyl, purinyl, cinnolinyl, phthalazinyl, pteridinyl, pyridopyrimidinyl, pyrazolopyrimidinyl, or azaindolyl. In some embodiments, R^1 is

furanyl, pyrrolyl, oxazolyl, thiazolyl, imidazolyl, pyrazolyl, triazolyl, tetrazolyl, isoxazolyl, isothiazolyl, oxadiazolyl, thiadiazolyl, pyridinyl, pyrimidinyl, pyrazinyl, pyridazinyl, or triazinyl. In some embodiments, ring A is pyrimidinyl, pyridinyl, pyrazinyl, triazinyl, or thiazolyl. In certain embodiments, ring A is C-bound imidazolyl. In certain embodiments, ring A is N-bound imidazolyl. In some embodiments, ring A is pyrimidinyl. In some embodiments, ring A is pyrimidinyl optionally substituted with alkyl or alkoxy. In some embodiments, ring A is pyrazinyl. In some embodiments, ring A is triazinyl. In some embodiments, ring A is thiazolyl.

[00127] In some embodiments, ring A is phenyl, pyridinyl, pyrimidinyl, pyrazinyl, or pyridazinyl. In some embodiments, ring A is phenyl.

[00128] In some embodiments, ring A is a bicyclic heteroaryl. In certain embodiments, ring A is an optionally substituted 3-benzodioxyl or 1,4-benzodioxanyl. In some embodiments, ring A is an unsubstituted 3-benzodioxyl or 1,4-benzodioxanyl.

[00129] In some embodiments, R^1 is $-H$, $-NR^4R^5$, optionally substituted alkyl NR^4R^5 , halo, optionally substituted alkyl, fluoroalkyl, optionally substituted carbocyclyl, optionally substituted carbocyclalkyl, optionally substituted heterocyclyl, optionally substituted heterocyclalkyl, optionally substituted hydroxyalkyl, optionally substituted aryl, optionally substituted heteroaryl, $-C(O)NR^4R^5$, $-OC(O)OR^6$, $-OC(O)NR^4R^5$, $-S(O)_2NR^4R^5$, $-S(O)_2R^7$, $-S(O)R^7$, $-SR^7$, $-NR^4S(O)_2NR^4R^5$, $-P(O)(OR^6)_2$, $-P(O)(R^6)_2$, $-CN$, or $-NO_2$. In some embodiments, R^1 is $-H$, $-NR^4R^5$, halo, $-OR^6$, optionally substituted alkyl, fluoroalkyl, optionally substituted carbocyclyl, optionally substituted heterocyclyl, optionally substituted aryl, optionally substituted heteroaryl, $-C(O)NR^4R^5$, $-S(O)_2NR^4R^5$, $-S(O)_2R^7$, $-NR^4S(O)_2NR^4R^5$, $-P(O)(R^6)_2$, $-P(O)(OR^6)_2$, or $-CN$. In some embodiments, R^1 is $-H$, $-NR^4R^5$, optionally substituted alkyl NR^4R^5 , halo, $-OR^6$, optionally substituted alkyl, fluoroalkyl, optionally substituted carbocyclyl, optionally substituted heteroalkyl, optionally substituted heterocyclyl, $-C(O)R^6$, $-C(O)NR^4R^5$, $-S(O)_2NR^4R^5$, $-S(O)_2R^7$, $-NR^4S(O)_2NR^4R^5$, $-CN$, or $-CO_2H$. In some embodiments, R^1 is $-NR^4R^5$, halo, $-OR^6$, alkyl, fluoroalkyl, carbocyclyl, heteroalkyl, heterocyclyl, $-S(O)_2NR^4R^5$, $-S(O)_2R^7$, $-NR^4S(O)_2NR^4R^5$, or $-CN$. In some embodiments, R^1 is $-NR^4R^5$, halo, $-OR^6$, C_{1-6} alkyl, C_{1-6} fluoroalkyl, C_{3-6} carbocyclyl, C_{3-6} heterocyclyl, aryl, heteroaryl, $-C(O)NR^4R^5$, $-S(O)_2NR^4R^5$, $-S(O)_2R^7$, $-NR^4S(O)_2NR^4R^5$, $-P(O)(R^6)_2$, $-P(O)(OR^6)_2$, or $-CN$. In some embodiments, R^1 is $-NR^4R^5$, halo, $-OR^6$, $-S(O)_2NR^4R^5$, $-P(O)(R^6)_2$, or $-P(O)(OR^6)_2$. In certain embodiments, R^1 is $-NR^4R^5$, halo, $-OR^6$, alkyl, or fluoroalkyl. In certain embodiments, R^1 is halo, $-OR^6$, or alkyl. In other embodiments, R^1 is $-NMe_2$, $-NHMe$, $-NH_2$, methyl, ethyl, propyl, iso-propyl, butyl, iso-butyl, sec-butyl, tert-butyl, methoxy, ethoxy, propoxy, iso-propoxy, morpholino, or pyrrolidino. In certain embodiments, R^1 is C_{1-6} alkyl, fluoroalkyl, C_{3-6} carbocyclyl, or C_{3-6} heterocyclyl. In some embodiments, R^1 is $-H$. In some embodiments, R^1 is $-NR^4R^5$. In some embodiments, R^1 is $-NMe_2$. In some embodiments, R^1 is $-NHMe$. In some embodiments, R^1 is $-NH_2$. In some embodiments, R^1 is $-NMeEt$. In some embodiments, R^1 is $-NEt_2$. In some embodiments, R^1 is halo. In some embodiments, R^1 is fluoro.

In some embodiments, R^1 is chloro. In some embodiments, R^1 is bromo. In some embodiments, R^1 is C_{1-6} alkyl. In some embodiments, R^1 is methyl. In some embodiments, R^1 is ethyl. In some embodiments, R^1 is propyl. In some embodiments, R^1 is iso-propyl. In some embodiments, R^1 is carbocyclyl. In some embodiments, R^1 is cyclopropyl. In some embodiments, R^1 is cyclobutyl. In some embodiments, R^1 is cyclopentyl. In some embodiments, R^1 is cyclohexyl. In some embodiments, R^1 is $-OR^6$. In some embodiments, R^1 is methoxy. In some embodiments, R^1 is ethoxy. In some embodiments, R^1 is propoxy. In some embodiments, R^1 is iso-propoxy. In some embodiments, R^1 is heterocyclyl. In some embodiments, R^1 is azetadino, morpholino, thiomorpholino, piperidino, piperazino, or pyrrolidino. In some embodiments, R^1 is morpholino. In some embodiments, R^1 is pyrrolidino. In some embodiments, R^1 is azetadino.

[00130] In other embodiments, R^1 is optionally substituted monocyclic aryl, optionally substituted bicyclic aryl, optionally substituted monocyclic heteroaryl, or optionally substituted bicyclic heteroaryl. In certain embodiments, R^1 is phenyl, naphthyl, furanyl, pyrrolyl, oxazolyl, thiazolyl, imidazolyl, pyrazolyl, triazolyl, tetrazolyl, isoxazolyl, isothiazolyl, oxadiazolyl, thiadiazolyl, pyridinyl, pyrimidinyl, pyrazinyl, pyridazinyl, triazinyl, quinolinyl, isoquinolinyl, quinazolinyl, quinoxalinyl, naphthyridinyl, indolyl, indazolyl, benzoxazolyl, benzisoxazolyl, benzofuranyl, benzothienyl, benzothiazolyl, benzimidazolyl, purinyl, cinnolinyl, phthalazinyl, pteridinyl, pyridopyrimidinyl, pyrazolopyrimidinyl, or azaindolyl. In some embodiments, R^1 is furanyl, pyrrolyl, oxazolyl, thiazolyl, imidazolyl, pyrazolyl, triazolyl, tetrazolyl, isoxazolyl, isothiazolyl, oxadiazolyl, thiadiazolyl, pyridinyl, pyrimidinyl, pyrazinyl, pyridazinyl, or triazinyl. In some embodiments, R^1 is pyrimidinyl, pyridinyl, pyrazinyl, triazinyl, or thiazolyl. In certain embodiments, R^1 is C-bound imidazolyl. In certain embodiments, R^1 is N-bound imidazolyl. In some embodiments, R^1 is pyrimidinyl. In some embodiments, R^1 is pyrimidinyl optionally substituted with alkyl or alkoxy. In some embodiments, R^1 is pyrazinyl. In some embodiments, R^1 is triazinyl. In some embodiments, R^1 is thiazolyl.

[00131] In certain embodiments, R^1 is optionally substituted with halo, alkyl, hydroxy, alkoxy, or fluoroalkyl. In certain embodiments, R^1 is optionally substituted with halo, alkyl, or alkoxy. In some embodiments, R^1 is optionally substituted with fluoro or C_{1-6} alkyl. In some embodiments, R^1 is optionally substituted with fluoro or methyl. In some embodiments, R^1 is optionally substituted with methyl or methoxy.

[00132] In some embodiments, each R^2 is independently $-NR^4R^5$, optionally substituted alkyl NR^4R^5 , halo, $-OR^6$, $-OH$, optionally substituted alkyl, haloalkyl, optionally substituted carbocyclyl, optionally substituted carbocyclylalkyl, optionally substituted heteroalkyl, optionally substituted heterocyclyl, optionally substituted heterocyclylalkyl, optionally substituted hydroxyalkyl, $-C(O)R^6$, $-C(O)NR^4R^5$, $-S(O)_2NR^4R^5$, $-S(O)_2R^7$, $-NR^4S(O)_2NR^4R^5$, or $-CN$. In some embodiments, each R^2 is independently $-NR^4R^5$, alkyl NR^4R^5 , halo, $-OR^6$, $-OH$, alkyl, haloalkyl, carbocyclyl, carbocyclylalkyl, heteroalkyl, heterocyclyl, heterocyclylalkyl, hydroxyalkyl,

$-\text{C}(\text{O})\text{R}^6$, $-\text{C}(\text{O})\text{NR}^4\text{R}^5$, $-\text{S}(\text{O})_2\text{NR}^4\text{R}^5$, $-\text{S}(\text{O})_2\text{R}^7$, $-\text{NR}^4\text{S}(\text{O})_2\text{NR}^4\text{R}^5$, or $-\text{CN}$. In some embodiments, $-\text{NR}^4\text{R}^5$, halo, $-\text{OR}^6$, optionally substituted alkyl, fluoroalkyl, optionally substituted carbocyclyl, optionally substituted heteroalkyl, optionally substituted heterocyclyl, $-\text{C}(\text{O})\text{NR}^4\text{R}^5$, $-\text{S}(\text{O})_2\text{NR}^4\text{R}^5$, $-\text{S}(\text{O})_2\text{R}^7$, $-\text{NR}^4\text{S}(\text{O})_2\text{NR}^4\text{R}^5$, $-\text{CN}$, or $-\text{CO}_2\text{H}$. In certain embodiments, each R^2 is independently $-\text{NR}^4\text{R}^5$, halo, $-\text{OR}^6$, $-\text{OH}$, optionally substituted alkyl, fluoroalkyl, optionally substituted carbocyclyl, optionally substituted heteroalkyl, optionally substituted heterocyclyl, optionally substituted hydroxyalkyl, $-\text{S}(\text{O})_2\text{NR}^4\text{R}^5$, $-\text{S}(\text{O})_2\text{R}^7$, $-\text{NR}^4\text{S}(\text{O})_2\text{NR}^4\text{R}^5$, or $-\text{CN}$. In some embodiments, each R^2 is independently $-\text{NR}^4\text{R}^5$, halo, $-\text{OR}^6$, alkyl, fluoroalkyl, carbocyclyl, heteroalkyl, heterocyclyl, $-\text{S}(\text{O})_2\text{NR}^4\text{R}^5$, $-\text{NR}^4\text{S}(\text{O})_2\text{NR}^4\text{R}^5$, or $-\text{S}(\text{O})_2\text{R}^7$. In some embodiments, each R^2 is independently $-\text{NR}^4\text{R}^5$, $\text{C}_{1-6}\text{alkylNR}^4\text{R}^5$, halo, $-\text{OR}^6$, $-\text{OH}$, $\text{C}_{1-6}\text{alkyl}$, $\text{C}_{1-6}\text{fluoroalkyl}$, $\text{C}_{3-6}\text{carbocyclyl}$, $\text{C}_{1-6}\text{alkylC}_{3-6}\text{carbocyclyl}$, $\text{C}_{1-6}\text{heteroalkyl}$, $\text{C}_{3-6}\text{heterocyclyl}$, $\text{C}_{1-6}\text{alkylC}_{3-6}\text{heterocyclyl}$, $\text{C}_{1-6}\text{hydroxyalkyl}$, or $-\text{CN}$. In some embodiments, each R^2 is independently $-\text{C}(\text{O})\text{R}^6$, $-\text{C}(\text{O})\text{NR}^4\text{R}^5$, $-\text{S}(\text{O})_2\text{NR}^4\text{R}^5$, $-\text{S}(\text{O})_2\text{R}^7$, or $-\text{CN}$. In some embodiments, each R^2 is independently $-\text{NR}^4\text{R}^5$, halo, $-\text{OR}^6$, $\text{C}_{1-6}\text{alkyl}$, $\text{C}_{1-6}\text{fluoroalkyl}$, $\text{C}_{3-6}\text{carbocyclyl}$, $\text{C}_{1-6}\text{heteroalkyl}$, $\text{C}_{3-6}\text{heterocyclyl}$, or $-\text{CN}$. In some embodiments, each R^2 is independently $-\text{NR}^4\text{R}^5$, halo, alkyl, carbocyclyl, alkoxy, or $-\text{CN}$. In some embodiments, each R^2 is independently $-\text{NR}^4\text{R}^5$, halo, alkyl, or alkoxy. In some embodiments, each R^2 is independently methyl, methoxy, ethyl, propyl, iso-propyl, cyclopropyl, fluoro, chloro, or $-\text{NMe}_2$. In some embodiments, each R^2 is independently methyl, methoxy, iso-propyl, cyclopropyl, fluoro, chloro, or $-\text{NMe}_2$. In some embodiments, R^2 is methoxy. In some embodiments, R^2 is methyl. In some embodiments R^2 is ethyl. In some embodiments, R^2 is iso-propyl. In some embodiments, R^2 is propyl. In some embodiments, R^2 is cyclopropyl. In some embodiments, R^2 is cyclobutyl. In some embodiments, R^2 is fluoro. In some embodiments, R^2 is chloro. In some embodiments, R^2 is $-\text{NMe}_2$. In some embodiments, R^2 is $-\text{NH}_2$. In some embodiments, R^2 is $-\text{NHMe}$. In some embodiments, R^2 is $-\text{NMeEt}$.

[00133] In certain embodiments, each R^2 is independently optionally substituted with halo, alkyl, hydroxy, alkoxy, or fluoroalkyl. In some embodiments, each R^2 is independently optionally substituted with fluoro or $\text{C}_{1-6}\text{alkyl}$. In some embodiments, each R^2 is independently optionally substituted with fluoro or methyl.

[00134] In some embodiments, R^3 is alkyl, halo, haloalkyl, deuterioalkyl, carbocyclyl, carbocyclylalkyl, heterocyclyl, heterocyclylalkyl, aryl, heteroaryl, $-\text{Si}(\text{R}^6)_3$, $-\text{OR}^6$, or $-\text{S}(\text{O})_2\text{R}^7$. In some embodiments, R^3 is alkyl, halo, haloalkyl, carbocyclyl, carbocyclylalkyl, heterocyclyl, heterocyclylalkyl, or heteroalkyl. In some embodiments, R^3 is optionally substituted $\text{C}_{1-10}\text{alkyl}$, halo, haloalkyl, deuterioalkyl, carbocyclyl, optionally substituted aryl, or optionally substituted heteroaryl, wherein R^3 is optionally substituted with halo, alkyl, alkoxy, hydroxy, $-\text{NR}^4\text{R}^5$, or $-\text{S}(\text{O})_2\text{R}^7$. In some embodiments, R^3 is $\text{C}_{1-6}\text{alkyl}$, $\text{C}_{1-6}\text{haloalkyl}$, $\text{C}_{1-6}\text{deuterioalkyl}$, $\text{C}_{3-6}\text{carbocyclyl}$, $\text{C}_{3-6}\text{carbocyclylC}_{1-6}\text{alkyl}$, $\text{C}_{3-6}\text{heterocyclyl}$, $\text{C}_{3-6}\text{heterocyclylC}_{1-6}\text{alkyl}$. In some embodiments, R^3 is alkyl, haloalkyl, carbocyclyl, carbocyclylalkyl, heterocyclyl, heterocyclylalkyl, or heteroalkyl. In

some embodiments, R^3 is C_{1-6} alkyl, C_{1-6} fluoroalkyl, carbocyclyl, or heterocyclylalkyl. In certain embodiments, R^3 is C_{3-8} alkyl or C_{1-6} fluoroalkyl. In some embodiments, R^3 is C_{1-6} alkyl. In some embodiments, R^3 is C_{1-8} alkyl. In some embodiments, R^3 is C_{2-8} alkyl. In some embodiments, R^3 is C_{3-6} alkyl. In some embodiments, R^3 is methyl. In some embodiments, R^3 is ethyl. In some embodiments, R^3 is propyl. In some embodiments, R^3 is i-propyl. In some embodiments, R^3 is t-butyl. In some embodiments, R^3 is butyl. In some embodiments, R^3 is isobutyl. In some embodiments, R^3 is sec-butyl. In some embodiments, R^3 is carbocyclyl. In some embodiments, R^3 is cyclopropyl. In some embodiments, R^3 is cyclobutyl. In some embodiments, R^3 is cyclopentyl. In some embodiments, R^3 is cyclohexyl. In some embodiments, R^3 is halo. In some embodiments, R^3 is fluoro. In some embodiments, R^3 is chloro. In some embodiments, R^3 is bromo. In some embodiments, R^3 is trifluoromethyl. In some embodiments, R^3 is hydroxyalkyl. In some embodiments, R^3 is deuteromethyl. In some embodiments, R^3 is $-\text{Si}(\text{R}^6)_3$. In some embodiments, R^3 is $-\text{Si}(\text{Me})_3$. In some embodiments, R^3 is $-\text{Si}(\text{Ph})_3$. In some embodiments, R^3 is $-\text{OR}^6$. In some embodiments, R^3 is $-\text{S}(\text{O})_2\text{R}^7$.

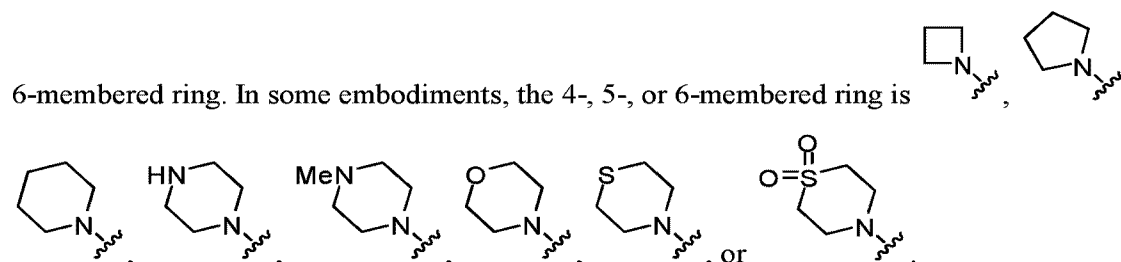
[00135] In other embodiments, R^3 is optionally substituted aryl or optionally substituted heteroaryl. In certain specific embodiments, R^3 is phenyl, furanyl, pyrrolyl, oxazolyl, thiazolyl, imidazolyl, pyrazolyl, triazolyl, tetrazolyl, isoxazolyl, isothiazolyl, oxadiazolyl, thiadiazolyl, pyridinyl, pyrimidinyl, pyrazinyl, pyridazinyl, or triazinyl. In some embodiments, R^3 is phenyl optionally substituted with halo, alkyl, alkoxy, hydroxy, $-\text{NR}^4\text{R}^5$, or $-\text{S}(\text{O})_2\text{R}^7$. In some embodiments, R^3 is pyridinyl optionally substituted with halo, alkyl, alkoxy, hydroxy, $-\text{NR}^4\text{R}^5$, or $-\text{S}(\text{O})_2\text{R}^7$. In some embodiments, R^3 is phenyl. In some embodiments, R^3 is pyridinyl.

[00136] In certain embodiments, R^3 is optionally substituted with halo, alkyl, hydroxy, alkoxy, $-\text{NR}^4\text{R}^5$, $-\text{S}(\text{O})_2\text{R}^7$ or fluoroalkyl. In some embodiments, R^3 is optionally substituted with chloro, fluoro, methyl, ethyl, propyl, iso-propyl, butyl, iso-butyl, sec-butyl, tert-butyl, hydroxy, methoxy, ethoxy, propoxy, iso-propoxy, dimethylamino, diethylamino, methylamino, amino, $-\text{S}(\text{O})_2\text{Me}$, or trifluoromethyl. In certain embodiments, R^3 is optionally substituted with chloro, fluoro, methyl, hydroxy, methoxy, dimethylamino, $-\text{S}(\text{O})_2\text{Me}$, or trifluoromethyl.

[00137] In some embodiments, R^4 and R^5 are each independently $-\text{H}$, optionally substituted alkyl, fluoroalkyl, optionally substituted carbocyclyl, optionally substituted carbocyclylalkyl, optionally substituted heterocyclyl, optionally substituted heterocyclylalkyl, $-\text{S}(\text{O})_2\text{R}^7$, or $-\text{C}(\text{O})\text{N}(\text{R}^{13})_2$. In some embodiments, R^4 and R^5 are each independently $-\text{H}$, C_{1-6} alkyl, C_{1-6} fluoroalkyl, C_{3-6} carbocyclyl, C_{1-6} carbocyclylalkyl, C_{2-6} heterocyclyl, C_{1-6} alkyl C_{3-6} heterocyclyl, $-\text{S}(\text{O})_2\text{R}^7$, or $-\text{C}(\text{O})\text{N}(\text{R}^{13})_2$. In some embodiments, R^4 and R^5 are each independently $-\text{H}$, C_{1-6} alkyl, C_{1-6} fluoroalkyl, C_{3-6} carbocyclyl, C_{3-5} heterocyclyl, or $-\text{S}(\text{O})_2\text{R}^7$. In some embodiments, R^4 and R^5 are each independently $-\text{H}$, C_{1-6} alkyl, or $-\text{S}(\text{O})_2\text{R}^7$. In some embodiments, R^4 and R^5 are each independently $-\text{H}$, methyl, ethyl, propyl, iso-propyl, butyl, sec-butyl, iso-butyl, tert-butyl, or $-\text{S}(\text{O})_2\text{R}^7$. In some embodiments, R^4 and R^5 are each independently $-\text{H}$, methyl, ethyl, propyl, or iso-

propyl. In some embodiments, R^4 and R^5 are $-H$. In some embodiments, R^4 and R^5 are methyl. In some embodiments, R^4 is methyl and R^5 is ethyl. In some embodiments, R^4 is methyl and R^5 is propyl. In some embodiments, R^4 is methyl and R^5 is iso-propyl. In some embodiments, R^4 is H and R^5 is iso-propyl. In some embodiments, R^4 and R^5 are each independently $-H$ or $-C(O)N(R^{13})_2$.

[00138] In other embodiments, R^4 and R^5 attached to the same N atom are taken together with the N atom to which they are attached to form a substituted or unsubstituted 4-, 5-, or 6-membered ring heterocycle additionally containing 0-3 heteroatoms selected from $-O-$, $-NH-$, $-NR^6-$, $-S-$, and $-S(O)_2-$. In some embodiments, R^4 and R^5 attached to the same N atom are taken together with the N atom to which they are attached to form a 4-, 5- or 6-membered heterocycle additionally containing 0 or 1 oxygen heteroatom. In other embodiments, R^4 and R^5 attached to the same N atom are taken together with the N atom to which they are attached to form a substituted or unsubstituted 4-, 5-, or 6-membered ring heterocycle additionally containing 1 heteroatoms selected from $-O-$, $-NH-$, $-NR^6-$, $-S-$, and $-S(O)_2-$. In other embodiments, R^4 and R^5 attached to the same N atom are taken together with the N atom to which they are attached to form a 4-, 5-, or 6-membered ring heterocycle additionally containing 1 oxygen heteroatom. In other embodiments, R^4 and R^5 attached to the same N atom are taken together with the N atom to which they are attached to form a 4-, 5-, or



[00139] In certain embodiments, R^4 and R^5 are each independently optionally substituted with halo, alkyl, hydroxy, alkoxy, or fluoroalkyl. In some embodiments, R^4 and R^5 are each independently optionally substituted with fluoro or C_{1-6} alkyl. In some embodiments, R^4 and R^5 are each independently optionally substituted with fluoro or methyl.

[00140] In some embodiments, R^6 is optionally substituted alkyl, fluoroalkyl, optionally substituted aryl, optionally substituted carbocyclyl, or optionally substituted heterocyclyl. In some embodiments, R^6 is optionally substituted alkyl, fluoroalkyl, optionally substituted carbocyclyl, or optionally substituted heterocyclyl. In some embodiments, R^6 is alkyl, aryl, carbocyclyl, or heterocyclyl. In some embodiments, R^6 is alkyl, carbocyclyl, or heterocyclyl. In some embodiments, R^6 is alkyl, carbocyclyl, or fluoroalkyl. In some embodiments, R^6 is C_{1-6} alkyl, C_{1-6} fluoroalkyl, C_{3-6} carbocyclyl, or C_{3-6} heterocyclyl. In certain embodiments, R^6 is C_{1-6} alkyl. In certain embodiments, R^6 is methyl, ethyl, propyl, iso-propyl, butyl, sec-butyl, iso-butyl, or tert-butyl. In some embodiments, R^6 is optionally substituted phenyl.

[00141] In some embodiments, R^7 is alkyl, carbocyclyl, optionally substituted aryl, optionally substituted aralkyl, or optionally substituted heterocyclyl. In some embodiments, R^7 is C_{1-6} alkyl, C_{3-6}

₆carbocyclyl, or aryl optionally substituted with halo or alkyl. In some embodiments, R⁷ is C₁₋₆alkyl, C₃₋₆carbocyclyl, or phenyl optionally substituted with halo or alkyl. In some embodiments, R⁷ is optionally substituted benzyl. In some embodiments, R⁷ is C₃₋₆carbocyclyl. In some embodiments, R⁷ is phenyl. In some embodiments, R⁷ is phenyl substituted with 1-4 C₁₋₆alkyl or fluoro substituents. In some embodiments, R⁷ is phenyl substituted with a C₁₋₆alkyl or fluoro substituent. In some embodiments, R⁷ is alkyl, carbocyclyl, aralkyl, or heterocyclyl.

[00142] In certain embodiments, R⁷ is optionally substituted with halo, alkyl, hydroxy, alkoxy, or fluoroalkyl. In some embodiments, R⁷ is optionally substituted with fluoro or C₁₋₆alkyl. In some embodiments, R⁷ is optionally substituted with fluoro or methyl.

[00143] In some embodiments, each R¹³ is independently hydrogen, optionally substituted alkyl, haloalkyl, optionally substituted carbocyclyl, optionally substituted heteroalkyl, optionally substituted aryl, optionally substituted aralkyl, optionally substituted heterocyclyl, or optionally substituted heteroaryl. In some embodiments, each R¹³ is independently hydrogen, optionally substituted alkyl, optionally substituted carbocyclyl, optionally substituted heteroalkyl, or optionally substituted aryl. In some embodiments, each R¹³ is independently optionally substituted alkyl, optionally substituted carbocyclyl, optionally substituted heteroalkyl, optionally substituted aryl, or heteroaryl. In some embodiments, each R¹³ is independently alkyl or aryl. In some embodiments, each R¹³ is independently hydrogen or C₁₋₆alkyl. In some embodiments, each R¹³ is independently hydrogen, methyl, ethyl, propyl, iso-propyl, butyl, iso-butyl, sec-butyl, tert-butyl, pentyl or hexyl. In some embodiments, each R¹³ is independently hydrogen, methyl, ethyl, propyl, iso-propyl, butyl, or tert-butyl. In some embodiments, each R¹³ is independently hydrogen or methyl. In some embodiments, R¹³ is H. In other embodiments, R¹³ is alkyl. In other embodiments, R¹³ is aryl.

[00144] In some embodiments, R¹⁴ is hydrogen or methyl.

[00145] In some embodiments, n is 0, 1, or 2. In some embodiments, n is 0 or 1. In some embodiments, n is 1 or 2. In some embodiments, n is 3 or 4. In some embodiments, n is 0. In some embodiments, n is 1. In some embodiments, n is 2. In some embodiments, n is 3.

[00146] In some embodiments, ring A is a monocyclic or bicyclic heteroaryl, monocyclic or bicyclic aryl, monocyclic cycloalkyl, or monocyclic heterocyclyl;

R¹ is -H, -NR⁴R⁵, optionally substituted alkylNR⁴R⁵, halo, -OR⁶, -OH, optionally substituted alkyl, haloalkyl, optionally substituted carbocyclyl, optionally substituted heteroalkyl, optionally substituted heterocyclyl, optionally substituted hydroxyalkyl, -C(O)NR⁴R⁵, -S(O)₂NR⁴R⁵, -S(O)₂R⁷, -NR⁴S(O)₂NR⁴R⁵, -P(O)(OR⁶)₂, -CN, or -CO₂H;

each R² is independently -NR⁴R⁵, optionally substituted alkylNR⁴R⁵, halo, -OR⁶, -OH, optionally substituted alkyl, haloalkyl, optionally substituted carbocyclyl, optionally substituted heteroalkyl, optionally substituted heterocyclyl, optionally substituted hydroxyalkyl, -C(O)NR⁴R⁵, -S(O)₂NR⁴R⁵, -S(O)₂R⁷, -NR⁴S(O)₂NR⁴R⁵, -CN, or -CO₂H;

R^3 is optionally substituted alkyl, halo, haloalkyl, deuterioalkyl, optionally substituted carbocyclyl, optionally substituted carbocyclylalkyl, optionally substituted heterocyclyl, optionally substituted heterocyclylalkyl, optionally substituted heteroalkyl, optionally substituted aryl, optionally substituted heteroaryl, $-\text{Si}(R^6)_3$, $-\text{OR}^6$, or $-\text{S}(\text{O})_2R^7$;

R^4 and R^5 are each independently $-\text{H}$, optionally substituted alkyl, haloalkyl, optionally substituted carbocyclyl, optionally substituted aryl, optionally substituted heterocyclyl, optionally substituted heteroaryl, $-\text{S}(\text{O})_2R^7$, $-\text{C}(\text{O})\text{N}(R^{13})_2$, $-\text{C}(\text{O})R^6$, or $-\text{C}(\text{O})\text{OR}^6$;

or R^4 and R^5 attached to the same N atom are taken together with the N atom to which they are attached to form a substituted or unsubstituted 4-, 5-, or 6-membered heterocycle;

R^6 is optionally substituted alkyl, haloalkyl, optionally substituted carbocyclyl, optionally substituted aryl, optionally substituted heterocyclyl, or optionally substituted heteroaryl;

R^7 is optionally substituted alkyl, haloalkyl, optionally substituted carbocyclyl, optionally substituted heteroalkyl, optionally substituted aryl, optionally substituted aralkyl, optionally substituted heterocyclyl, or optionally substituted heteroaryl;

each R^{13} is independently H, optionally substituted alkyl, haloalkyl, optionally substituted carbocyclyl, optionally substituted heteroalkyl, optionally substituted aryl, optionally substituted aralkyl, optionally substituted heterocyclyl, or optionally substituted heteroaryl;

R^{14} is hydrogen or methyl;

and n is 0, 1, 2, 3, or 4.

[00147] In some embodiments, ring A is a monocyclic or bicyclic aryl; R^1 is $-\text{H}$, $-\text{NR}^4R^5$, optionally substituted alkyl NR^4R^5 , halo, $-\text{OR}^6$, $-\text{OH}$, optionally substituted alkyl, haloalkyl, or optionally substituted carbocyclyl; each R^2 is independently $-\text{NR}^4R^5$, optionally substituted alkyl NR^4R^5 , halo, $-\text{OR}^6$, $-\text{OH}$, or optionally substituted alkyl; R^3 is optionally substituted alkyl, halo, haloalkyl, deuterioalkyl, optionally substituted carbocyclyl, optionally substituted carbocyclylalkyl, optionally substituted heterocyclyl, or $-\text{S}(\text{O})_2R^7$; R^4 and R^5 are each independently $-\text{H}$, optionally substituted alkyl, haloalkyl, optionally substituted carbocyclyl, optionally substituted aryl, or $-\text{C}(\text{O})\text{OR}^6$; R^6 is optionally substituted alkyl; R^7 is optionally substituted alkyl; each R^{13} is independently H, optionally substituted alkyl, haloalkyl, optionally substituted carbocyclyl, or optionally substituted heteroalkyl; R^{14} is hydrogen or methyl; and n is 0, 1, 2, 3, or 4.

[00148] In some embodiments, ring A is a monocyclic or bicyclic heteroaryl, monocyclic or bicyclic aryl; and R^1 is $-\text{H}$, $-\text{NR}^4R^5$, optionally substituted alkyl NR^4R^5 , halo, $-\text{OR}^6$, $-\text{OH}$, optionally substituted alkyl, haloalkyl, optionally substituted hydroxyalkyl, $-\text{C}(\text{O})\text{NR}^4R^5$, $-\text{S}(\text{O})_2\text{NR}^4R^5$, $-\text{S}(\text{O})_2R^7$, $-\text{NR}^4\text{S}(\text{O})_2\text{NR}^4R^5$, $-\text{P}(\text{O})(\text{OR}^6)_2$, $-\text{CN}$, or $-\text{CO}_2\text{H}$. In some embodiments, ring A is a monocyclic or bicyclic heteroaryl, monocyclic or bicyclic aryl; and R^1 is $-\text{H}$, $-\text{NR}^4R^5$, optionally substituted alkyl NR^4R^5 , halo, $-\text{OR}^6$, $-\text{OH}$, optionally substituted alkyl, or $-\text{CO}_2\text{H}$. In some embodiments, ring A is a monocyclic or bicyclic aryl; and R^1 is $-\text{H}$, $-\text{NR}^4R^5$, optionally substituted alkyl NR^4R^5 , halo, $-\text{OR}^6$, $-\text{OH}$, optionally substituted alkyl, or $-\text{CO}_2\text{H}$. In some embodiments, ring

A is a monocyclic or bicyclic aryl; and R^1 is $-H$, $-NR^4R^5$, optionally substituted alkyl NR^4R^5 , halo, $-OH$, or $-CO_2H$.

[00149] In some embodiments, ring A is a monocyclic or bicyclic heteroaryl, monocyclic or bicyclic aryl, monocyclic cycloalkyl, or monocyclic heterocyclyl; R^1 is $-H$, $-NR^4R^5$, optionally substituted alkyl NR^4R^5 , halo, optionally substituted alkyl, haloalkyl, optionally substituted carbocyclyl, optionally substituted hydroxyalkyl, $-C(O)NR^4R^5$, $-S(O)_2NR^4R^5$, $-S(O)_2R^7$, $-NR^4S(O)_2NR^4R^5$, $-P(O)(OR^6)_2$, $-CN$, or $-CO_2H$; and R^3 is optionally substituted alkyl, halo, haloalkyl, deuterioalkyl, optionally substituted aryl, optionally substituted heteroaryl, $-Si(R^6)_3$, $-OR^6$, or $-S(O)_2R^7$. In some embodiments, ring A is a monocyclic or bicyclic aryl; R^1 is $-H$, $-NR^4R^5$, optionally substituted alkyl NR^4R^5 , $-C(O)NR^4R^5$, $-S(O)_2NR^4R^5$, $-S(O)_2R^7$, $-NR^4S(O)_2NR^4R^5$, $-P(O)(OR^6)_2$, $-CN$, or $-CO_2H$; R^3 is optionally substituted alkyl, halo, optionally substituted heteroaryl, $-Si(R^6)_3$, $-OR^6$, or $-S(O)_2R^7$; and R^4 and R^5 are each independently $-H$, optionally substituted alkyl, or $-C(O)OR^6$.

[00150] In some embodiments, ring A is a monocyclic aryl; R^1 is $-H$, $-NR^4R^5$, optionally substituted alkyl NR^4R^5 , $-C(O)NR^4R^5$, or $-CO_2H$; R^3 is optionally substituted alkyl, halo, or $-S(O)_2R^7$; and R^4 and R^5 are each independently $-H$, optionally substituted alkyl, or $-C(O)OR^6$. In some embodiments, ring A is a monocyclic aryl; R^1 is $-H$, or $-NR^4R^5$; R^3 is optionally substituted alkyl, halo, or $-S(O)_2R^7$. In some embodiments, ring A is phenyl; R^1 is $-H$, or $-NR^4R^5$; R^3 is optionally substituted alkyl, or halo, and R^4 and R^5 are each independently $-H$, optionally substituted alkyl. In some embodiments, ring A is phenyl; R^1 is $-H$, or $-NR^4R^5$; R^3 is alkyl; and R^4 and R^5 are each independently alkyl. In some embodiments, ring A is phenyl; R^1 is $-NR^4R^5$ and R^3 is alkyl; and R^4 and R^5 are each independently alkyl. In some embodiments, ring A is phenyl; R^1 is $-NR^4R^5$ and R^3 is C_{1-6} alkyl; and R^4 and R^5 are each independently alkyl. In some embodiments, ring A is pyridyl; R^1 is $-H$, or $-NR^4R^5$; R^3 is alkyl, or halo; and R^4 and R^5 are each independently alkyl. In some embodiments, ring A is phenyl; R^1 is $-NR^4R^5$; R^3 is alkyl; and R^4 and R^5 are each independently alkyl. In some embodiments, ring A is pyridyl; R^1 is $-H$, or $-NR^4R^5$; R^3 is alkyl; and R^4 and R^5 are each independently alkyl. In some embodiments, ring A is pyridyl; R^1 is $-NR^4R^5$ and R^3 is alkyl; and R^4 and R^5 are each independently alkyl. In some embodiments, ring A is pyridyl; R^1 is $-NR^4R^5$ and R^3 is C_{1-6} alkyl; and R^4 and R^5 are each independently alkyl.

[00151] In some embodiments, ring A is a bicyclic aryl; R^1 is $-H$, $-NR^4R^5$, optionally substituted alkyl NR^4R^5 , $-C(O)NR^4R^5$, or $-CO_2H$; R^3 is optionally substituted alkyl, halo, or $-S(O)_2R^7$; and R^4 and R^5 are each independently $-H$, optionally substituted alkyl, or $-C(O)OR^6$. In some embodiments, ring A is a bicyclic aryl; R^1 is $-H$, or $-NR^4R^5$; R^3 is optionally substituted alkyl, halo, or $-S(O)_2R^7$.

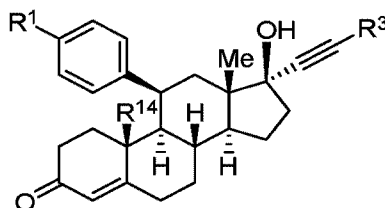
[00152] In some embodiments, ring A is benzo-1,4-dioxane; R^1 is $-H$, or $-NR^4R^5$; R^3 is optionally substituted alkyl, or halo. In some embodiments, ring A is benzo-1,4-dioxane; R^1 is $-H$, or $-NR^4R^5$; R^3 is optionally substituted alkyl. In some embodiments, ring A is benzo-1,4-dioxane; R^1

is $-NR^4R^5$ and R^3 is alkyl. In some embodiments, ring A is benzo-1,4-dioxane; R^1 is $-NR^4R^5$ and R^3 is C_{1-6} alkyl.

[00153] In some embodiments, R^{14} is hydrogen; each R^{13} is independently H, optionally substituted alkyl, haloalkyl, optionally substituted carbocyclyl, or optionally substituted heteroaryl; and n is 0, 1, 2, 3, or 4. In some embodiments, R^{14} is hydrogen; each R^{13} is independently H, optionally substituted alkyl, haloalkyl, or optionally substituted heteroaryl; and n is 0, 1, or 2. In some embodiments, R^{14} is methyl; each R^{13} is independently H, optionally substituted alkyl, haloalkyl, optionally substituted carbocyclyl, or optionally substituted heteroaryl; and n is 0, 1, 2, 3, or 4. In some embodiments, R^{14} is methyl; each R^{13} is independently H, optionally substituted alkyl, haloalkyl, or optionally substituted heteroaryl; and n is 0, 1, or 2.

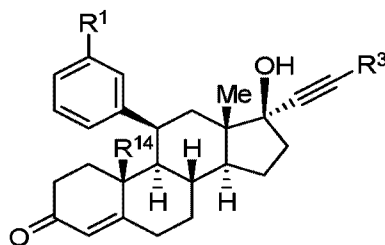
[00154] Any combination of the groups described above for the various variables is contemplated herein. Throughout the specification, groups and substituents thereof are chosen by one skilled in the field to provide stable moieties and compounds.

[00155] In some embodiments, compounds described herein have the following structure of Formula (IIa):



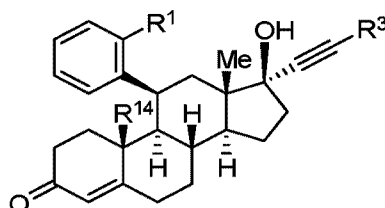
Formula (IIa).

[00156] In some embodiments, compounds described herein have the following structure of Formula (IIb):



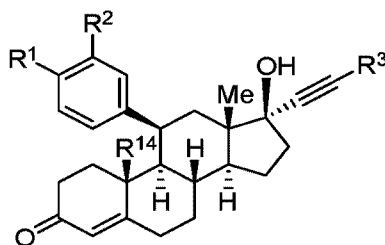
Formula (IIb).

[00157] In some embodiments, compounds described herein have the following structure of Formula (IIc):



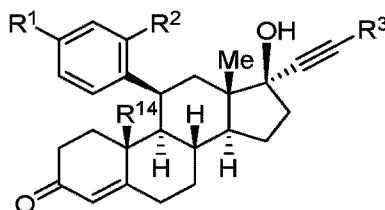
Formula (IIc).

[00158] In some embodiments, compounds described herein have the following structure of Formula (IIId):



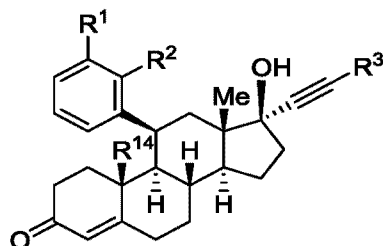
Formula (IIId).

[00159] In some embodiments, compounds described herein have the following structure of Formula (IIe):



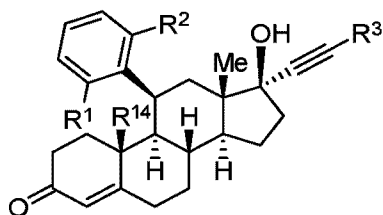
Formula (IIe).

[00160] In some embodiments, compounds described herein have the following structure of Formula (IIf):



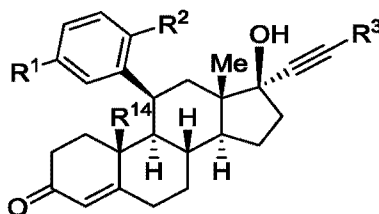
Formula (IIf).

[00161] In some embodiments, compounds described herein have the following structure of Formula (IIg):



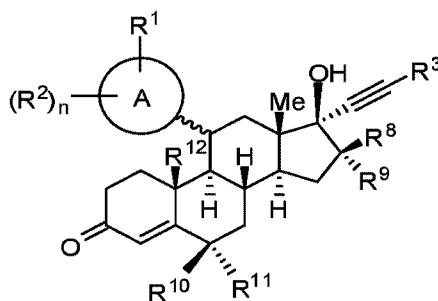
Formula (IIg).

[00162] In some embodiments, compounds described herein have the following structure of Formula (IIh):



Formula (IIh).

[00163] Some embodiments provided herein describe a compound having the structure of Formula (III), or a pharmaceutically acceptable salt, solvate, or prodrug thereof:



Formula (III)

wherein

ring A is a heteroaryl, aryl, cycloalkyl, or heterocyclyl;

R^1 is $-NR^{4a}R^{5a}$;

each R^2 is independently $-NR^4R^5$, optionally substituted alkyl, $-NR^4R^5$, halo, $-OR^6$, $-OH$, optionally substituted alkyl, haloalkyl, optionally substituted carbocyclyl, optionally substituted carbocyclylalkyl, optionally substituted heteroalkyl, optionally substituted heterocyclyl, optionally substituted heterocyclylalkyl, optionally substituted hydroxyalkyl, $-C(O)R^6$, $-C(O)OR^6$, $-C(O)NR^4R^5$, $-OC(O)OR^6$, $-OC(O)NR^4R^5$, $-S(O)_2NR^4R^5$, $-S(O)_2R^7$, $-S(O)R^7$, $-SR^7$, $-NR^4S(O)_2NR^4R^5$, $-CN$, $-CO_2H$, or $-NO_2$;

or R^1 and R^2 on adjacent atoms are taken together with the atoms to which they are attached to form an optionally substituted heterocycle;

R^3 is optionally substituted C_{2-8} alkyl, halo, haloalkyl, optionally substituted carbocyclyl, optionally substituted carbocyclylalkyl, optionally substituted heterocyclyl, optionally substituted heterocyclylalkyl, optionally substituted heteroalkyl, optionally substituted aryl, optionally substituted heteroaryl, $-Si(R^6)_3$, $-OR^6$, or $-S(O)_2R^7$;

R^{4a} is C_{2-8} alkyl, optionally substituted carbocyclyl, optionally substituted aryl, optionally substituted heterocyclyl, optionally substituted heteroaryl, $-S(O)_2R^7$, $-C(O)N(R^{13})_2$, $-C(O)R^6$, or $-C(O)OR^6$;

R^{5a} is $-H$, optionally substituted alkyl, haloalkyl, optionally substituted carbocyclyl, optionally substituted aryl, optionally substituted heterocyclyl, optionally substituted heteroaryl, $-S(O)_2R^7$, $-C(O)N(R^{13})_2$, $-C(O)R^6$, or $-C(O)OR^6$;

- or R^{4a} and R^{5a} are taken together with the N atom to which they are attached to form an optionally substituted heterocycle;
- R^4 and R^5 are each independently $-H$, optionally substituted alkyl, haloalkyl, optionally substituted carbocyclyl, optionally substituted aryl, optionally substituted heterocyclyl, optionally substituted heteroaryl, $-S(O)_2R^7$, $-C(O)N(R^{13})_2$, $-C(O)R^6$, or $-C(O)OR^6$;
- or R^4 and R^5 are taken together with the N atom to which they are attached to form an optionally substituted heterocycle;
- each R^6 is independently optionally substituted alkyl, haloalkyl, optionally substituted carbocyclyl, optionally substituted aryl, optionally substituted heterocyclyl, or optionally substituted heteroaryl;
- R^7 is optionally substituted alkyl, haloalkyl, optionally substituted carbocyclyl, optionally substituted heteroalkyl, optionally substituted aryl, optionally substituted aralkyl, optionally substituted heterocyclyl, or optionally substituted heteroaryl;
- R^8 and R^9 are each independently $-H$, optionally substituted alkyl, haloalkyl, halo, optionally substituted carbocyclyl, optionally substituted carbocyclylalkyl, optionally substituted heteroalkyl, optionally substituted heterocyclyl, optionally substituted heterocyclylalkyl, $-OH$, $-S(O)_2R^7$, $-C(O)_2H$, $-C(O)R^6$, or $-C(O)OR^6$;
- or R^8 and R^9 are taken together with the atom to which they are attached to form an optionally substituted ring containing 0-2 heteroatoms selected from the group consisting of $-O-$, $-NH-$, $-NR^6-$, $-S-$, and $-S(O)_2-$;
- R^{10} and R^{11} are each independently $-H$, optionally substituted alkyl, halo, haloalkyl, optionally substituted carbocyclyl, optionally substituted carbocyclylalkyl, optionally substituted heteroalkyl, optionally substituted heterocyclyl, optionally substituted heterocyclylalkyl, $-OH$, $-S(O)_2R^7$, $-C(O)_2H$, $-C(O)R^6$, or $-C(O)OR^6$;
- or R^{10} and R^{11} are taken together with the atom to which they are attached to form an optionally substituted ring containing 0-2 heteroatoms selected from the group consisting of $-O-$, $-NH-$, $-NR^6-$, $-S-$, and $-S(O)_2-$;
- R^{12} is hydrogen, optionally substituted alkyl, haloalkyl, hydroxy, halo, optionally substituted carbocyclyl, optionally substituted carbocyclylalkyl, optionally substituted heterocyclyl, optionally substituted heterocyclylalkyl, or optionally substituted heteroalkyl;
- each R^{13} is independently H , optionally substituted alkyl, haloalkyl, optionally substituted carbocyclyl, optionally substituted heteroalkyl, optionally substituted aryl, optionally substituted aralkyl, optionally substituted heterocyclyl, or optionally substituted heteroaryl; and
- n is 0, 1, 2, 3, or 4.

[00164] In some embodiments of a compound of Formula (III):

ring A is aryl;

R^1 is $-NR^{4a}R^{5a}$;

each R^2 is independently $-NR^{4a}R^{5a}$, halo, or optionally substituted alkyl;
 or R^1 and R^2 on adjacent atoms are taken together with the atoms to which they are attached to form an optionally substituted heterocycle;
 R^3 is optionally substituted C_{2-8} alkyl, haloalkyl, or optionally substituted carbocyclyl;
 R^{4a} is C_{2-8} alkyl;
 R^{5a} is $-H$ or optionally substituted alkyl;
 or R^{4a} and R^{5a} are taken together with the N atom to which they are attached to form an optionally substituted heterocycle;
 R^4 and R^5 are each independently $-H$ or optionally substituted alkyl;
 or R^4 and R^5 are taken together with the N atom to which they are attached to form an optionally substituted heterocycle;
 R^8 and R^9 are each independently $-H$ or optionally substituted alkyl;
 or R^8 and R^9 are taken together with the atom to which they are attached to form an optionally substituted ring containing 0-2 heteroatoms selected from the group consisting of $-O-$, $-NH-$, $-S-$, and $-S(O)_2-$;
 R^{10} and R^{11} are each independently $-H$ or optionally substituted alkyl;
 or R^{10} and R^{11} are taken together with the atom to which they are attached to form an optionally substituted ring containing 0-2 heteroatoms selected from the group consisting of $-O-$, $-NH-$, $-S-$, and $-S(O)_2-$;
 R^{12} is hydrogen or optionally substituted alkyl; and
 n is 0 or 1.

[00165] In some embodiments of a compound of Formula (III):

ring A is aryl;
 R^1 is $-NR^{4a}R^{5a}$;
 each R^2 is independently halo or alkyl;
 or R^1 and R^2 on adjacent atoms are taken together with the atoms to which they are attached to form an optionally substituted heterocycle;
 R^3 is C_{2-8} alkyl, haloalkyl, or carbocyclyl;
 R^{4a} is C_{3-6} alkyl;
 R^{5a} is $-H$ or C_{1-6} alkyl;
 or R^{4a} and R^{5a} are taken together with the N atom to which they are attached to form an optionally substituted heterocycle;
 R^8 and R^9 are each independently $-H$ or methyl;
 R^{10} and R^{11} are each $-H$;
 R^{12} is hydrogen or methyl; and
 n is 0 or 1.

[00166] For any and all of the embodiments of Formula (III), substituents are selected from among a subset of the listed alternatives.

[00167] In some embodiments, ring A is monocyclic aryl, bicyclic aryl, monocyclic heteroaryl, or bicyclic heteroaryl. In some embodiments, ring A is monocyclic heteroaryl or monocyclic aryl. In some embodiments, ring A is bicyclic heteroaryl or bicyclic aryl. In some embodiments, ring A is N-bound heteroaryl. In some embodiments, ring A is C-bound heteroaryl. In some embodiments, ring A is aryl.

[00168] In certain embodiments, ring A is phenyl, naphthyl, furanyl, pyrrolyl, oxazolyl, thiazolyl, imidazolyl, pyrazolyl, triazolyl, tetrazolyl, isoxazolyl, isothiazolyl, oxadiazolyl, thiadiazolyl, pyridinyl, pyrimidinyl, pyrazinyl, pyridazinyl, triazinyl, quinolinyl, isoquinolinyl, quinazolinyl, quinoxalinyl, naphthyridinyl, indolyl, indazolyl, benzoxazolyl, benzisoxazolyl, benzofuranyl, benzothienyl, benzothiazolyl, benzimidazolyl, purinyl, cinnolinyl, phthalazinyl, pteridinyl, pyridopyrimidinyl, pyrazolopyrimidinyl, or azaindolyl. In some embodiments, R¹ is furanyl, pyrrolyl, oxazolyl, thiazolyl, imidazolyl, pyrazolyl, triazolyl, tetrazolyl, isoxazolyl, isothiazolyl, oxadiazolyl, thiadiazolyl, pyridinyl, pyrimidinyl, pyrazinyl, pyridazinyl, or triazinyl. In some embodiments, ring A is pyrimidinyl, pyridinyl, pyrazinyl, triazinyl, or thiazolyl. In certain embodiments, ring A is C-bound imidazolyl. In certain embodiments, ring A is N-bound imidazolyl. In some embodiments, ring A is pyrimidinyl. In some embodiments, ring A is pyrimidinyl optionally substituted with alkyl or alkoxy. In some embodiments, ring A is pyrazinyl. In some embodiments, ring A is triazinyl. In some embodiments, ring A is thiazolyl.

[00169] In some embodiments, ring A is phenyl, pyridinyl, pyrimidinyl, pyrazinyl, or pyridazinyl. In some embodiments, ring A is phenyl or pyridinyl. In some embodiments, ring A is phenyl.

[00170] In some embodiments, R¹ is -NR^{4a}R^{5a}, R^{4a} is C₂₋₈ alkyl, and R^{5a} is -H, optionally substituted alkyl, haloalkyl, optionally substituted carbocyclyl, optionally substituted aryl, optionally substituted heterocyclyl, optionally substituted heteroaryl, -S(O)₂R⁷, -C(O)N(R¹³)₂, -C(O)R⁶, or -C(O)OR⁶. In some embodiments, R¹ is -NR^{4a}R^{5a}, R^{4a} is C₂₋₈ alkyl, and R^{5a} is -H or optionally substituted alkyl. In some embodiments, R¹ is -NR^{4a}R^{5a}, R^{4a} is C₂₋₈ alkyl, and R^{5a} is -H or alkyl. In some embodiments, R¹ is -NR^{4a}R^{5a}, R^{4a} is C₂₋₈ alkyl, and R^{5a} is -H or C₁₋₆ alkyl. In some embodiments, R¹ is -NR^{4a}R^{5a}, R^{4a} is ethyl, i-propyl, or t-butyl, and R^{5a} is -H or C₁₋₆ alkyl. In some embodiments, R¹ is -NR^{4a}R^{5a}, R^{4a} is ethyl, i-propyl, or t-butyl, and R^{5a} is C₁₋₆ alkyl.

[00171] In some embodiments, R¹ is -NR^{4a}R^{5a}, R^{4a} is C₃₋₆ alkyl, and R^{5a} is -H, optionally substituted alkyl, haloalkyl, optionally substituted carbocyclyl, optionally substituted aryl, optionally substituted heterocyclyl, optionally substituted heteroaryl, -S(O)₂R⁷, -C(O)N(R¹³)₂, -C(O)R⁶, or -C(O)OR⁶. In some embodiments, R¹ is -NR^{4a}R^{5a}, R^{4a} is C₃₋₆ alkyl, and R^{5a} is -H or optionally substituted alkyl. In some embodiments, R¹ is -NR^{4a}R^{5a}, R^{4a} is C₃₋₆ alkyl, and R^{5a} is -H or alkyl. In some embodiments, R¹ is -NR^{4a}R^{5a}, R^{4a} is C₃₋₆ alkyl, and R^{5a} is -H or C₁₋₆ alkyl. In some

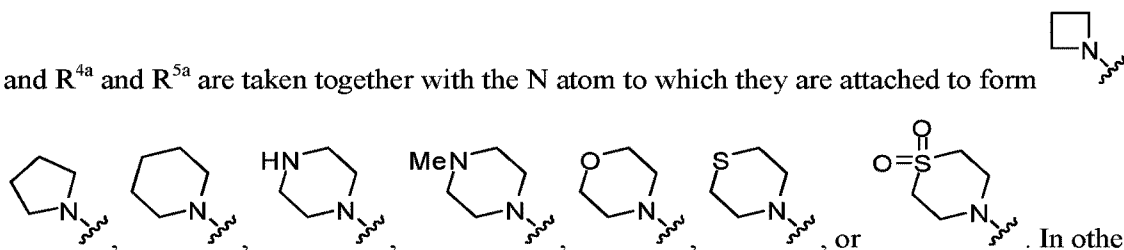
embodiments, R^1 is $-NR^{4a}R^{5a}$, R^{4a} is i-propyl or t-butyl, and R^{5a} is $-H$ or C_{1-6} alkyl. In some embodiments, R^1 is $-NR^{4a}R^{5a}$, R^{4a} is i-propyl or t-butyl, and R^{5a} is C_{1-6} alkyl.

[00172] In some embodiments, R^1 is $-NR^{4a}R^{5a}$, R^{4a} is C_{2-4} alkyl, and R^{5a} is $-H$, optionally substituted alkyl, haloalkyl, optionally substituted carbocyclyl, optionally substituted aryl, optionally substituted heterocyclyl, optionally substituted heteroaryl, $-S(O)_2R^7$, $-C(O)N(R^{13})_2$, $-C(O)R^6$, or $-C(O)OR^6$. In some embodiments, R^1 is $-NR^{4a}R^{5a}$, R^{4a} is C_{2-4} alkyl, and R^{5a} is $-H$ or optionally substituted alkyl. In some embodiments, R^1 is $-NR^{4a}R^{5a}$, R^{4a} is C_{2-4} alkyl, and R^{5a} is $-H$ or alkyl. In some embodiments, R^1 is $-NR^{4a}R^{5a}$, R^{4a} is C_{2-4} alkyl, and R^{5a} is $-H$ or C_{1-6} alkyl. In some embodiments, R^1 is $-NR^{4a}R^{5a}$, R^{4a} is ethyl, i-propyl, or t-butyl, and R^{5a} is $-H$ or C_{1-6} alkyl. In some embodiments, R^1 is $-NR^{4a}R^{5a}$, R^{4a} is ethyl, i-propyl, or t-butyl, and R^{5a} is C_{1-6} alkyl.

[00173] In some embodiments, R^1 is $-NMeEt$. In some embodiments, R^1 is $-NEt_2$. In some embodiments, R^1 is $-NMeiPr$. In some embodiments, R^1 is $-NHet$. In some embodiments, R^1 is $-NHiPr$.

[00174] In some embodiments, R^1 is $-NR^{4a}R^{5a}$ and R^{4a} and R^{5a} are taken together with the N atom to which they are attached to form an optionally substituted heterocycle. In other embodiments, R^1 is $-NR^{4a}R^{5a}$ and R^{4a} and R^{5a} are taken together with the N atom to which they are attached to form an optionally substituted 4-, 5-, or 6-membered ring heterocycle additionally containing 0-3 heteroatoms selected from $-O-$, $-NH-$, $-NR^6-$, $-S-$, and $-S(O)_2-$. In some embodiments, R^1 is $-NR^{4a}R^{5a}$ and R^{4a} and R^{5a} are taken together with the N atom to which they are attached to form an optionally substituted 4-, 5- or 6-membered heterocycle additionally containing 0 or 1 oxygen heteroatom. In other embodiments, R^1 is $-NR^{4a}R^{5a}$ and R^{4a} and R^{5a} are taken together with the N atom to which they are attached to form an optionally substituted 4-, 5-, or 6-membered ring heterocycle additionally containing 1 heteroatom selected from $-O-$, $-NH-$, $-NR^6-$, $-S-$, and $-S(O)_2-$. In other embodiments, R^1 is $-NR^{4a}R^{5a}$ and R^{4a} and R^{5a} are taken together with the N atom to which they are attached to form a 4-, 5-, or 6-membered ring. In other embodiments, R^1 is $-NR^{4a}R^{5a}$

and R^{4a} and R^{5a} are taken together with the N atom to which they are attached to form



In other embodiments, R^1 is $-NR^{4a}R^{5a}$ and R^{4a} and R^{5a} are taken together with the N atom to which they are attached to form an optionally substituted pyrrolidinyl, an optionally substituted morpholinyl, an optionally substituted thiomorpholinyl, an optionally substituted piperidinyl, or an optionally substituted piperazinyl.

[00175] In some embodiments, n is 0, 1, or 2. In some embodiments, n is 0 or 1. In some embodiments, n is 1 or 2. In some embodiments, n is 3 or 4. In some embodiments, n is 0. In some embodiments, n is 1. In some embodiments, n is 2. In some embodiments, n is 3.

[00176] In some embodiments, each R^2 is independently $-NR^4R^5$, optionally substituted alkyl NR^4R^5 , halo, $-OR^6$, $-OH$, optionally substituted alkyl, haloalkyl, optionally substituted carbocyclyl, optionally substituted carbocyclylalkyl, optionally substituted heteroalkyl, optionally substituted heterocyclyl, optionally substituted heterocyclylalkyl, optionally substituted hydroxyalkyl, $-C(O)R^6$, $-C(O)NR^4R^5$, $-S(O)_2NR^4R^5$, $-S(O)_2R^7$, $-NR^4S(O)_2NR^4R^5$, or $-CN$. In some embodiments, each R^2 is independently $-NR^4R^5$, alkyl NR^4R^5 , halo, $-OR^6$, $-OH$, alkyl, haloalkyl, carbocyclyl, carbocyclylalkyl, heteroalkyl, heterocyclyl, heterocyclylalkyl, hydroxyalkyl, $-C(O)R^6$, $-C(O)NR^4R^5$, $-S(O)_2NR^4R^5$, $-S(O)_2R^7$, $-NR^4S(O)_2NR^4R^5$, or $-CN$. In some embodiments, $-NR^4R^5$, halo, $-OR^6$, optionally substituted alkyl, fluoroalkyl, optionally substituted carbocyclyl, optionally substituted heteroalkyl, optionally substituted heterocyclyl, $-C(O)NR^4R^5$, $-S(O)_2NR^4R^5$, $-S(O)_2R^7$, $-NR^4S(O)_2NR^4R^5$, $-CN$, or $-CO_2H$. In certain embodiments, each R^2 is independently $-NR^4R^5$, halo, $-OR^6$, $-OH$, optionally substituted alkyl, fluoroalkyl, optionally substituted carbocyclyl, optionally substituted heteroalkyl, optionally substituted heterocyclyl, optionally substituted hydroxyalkyl, $-S(O)_2NR^4R^5$, $-S(O)_2R^7$, $-NR^4S(O)_2NR^4R^5$, or $-CN$. In some embodiments, each R^2 is independently $-NR^4R^5$, halo, $-OR^6$, alkyl, fluoroalkyl, carbocyclyl, heteroalkyl, heterocyclyl, $-S(O)_2NR^4R^5$, $-NR^4S(O)_2NR^4R^5$, or $-S(O)_2R^7$. In some embodiments, each R^2 is independently $-NR^4R^5$, C_{1-6} alkyl NR^4R^5 , halo, $-OR^6$, $-OH$, C_{1-6} alkyl, C_{1-6} fluoroalkyl, C_{3-6} carbocyclyl, C_{1-6} alkyl C_{3-6} carbocyclyl, C_{1-6} heteroalkyl, C_{3-6} heterocyclyl, C_{1-6} alkyl C_{3-6} heterocyclyl, C_{1-6} hydroxyalkyl, or $-CN$. In some embodiments, each R^2 is independently $-C(O)R^6$, $-C(O)NR^4R^5$, $-S(O)_2NR^4R^5$, $-S(O)_2R^7$, or $-CN$. In some embodiments, each R^2 is independently $-NR^4R^5$, halo, $-OR^6$, C_{1-6} alkyl, C_{1-6} fluoroalkyl, C_{3-6} carbocyclyl, C_{1-6} heteroalkyl, C_{3-6} heterocyclyl, or $-CN$. In some embodiments, each R^2 is independently $-NR^4R^5$, halo, alkyl, carbocyclyl, alkoxy, or $-CN$. In some embodiments, each R^2 is independently $-NR^4R^5$, halo, alkyl, or alkoxy. In some embodiments, each R^2 is independently methyl, methoxy, ethyl, propyl, iso-propyl, cyclopropyl, fluoro, chloro, or $-NMe_2$. In some embodiments, each R^2 is independently methyl, methoxy, iso-propyl, cyclopropyl, fluoro, chloro, or $-NMe_2$. In some embodiments, R^2 is methoxy. In some embodiments, R^2 is methyl. In some embodiments R^2 is ethyl. In some embodiments, R^2 is iso-propyl. In some embodiments, R^2 is propyl. In some embodiments, R^2 is cyclopropyl. In some embodiments, R^2 is cyclobutyl. In some embodiments, R^2 is fluoro. In some embodiments, R^2 is chloro.

In certain embodiments, each R^2 is independently optionally substituted with halo, alkyl, hydroxy, alkoxy, or fluoroalkyl. In some embodiments, each R^2 is independently optionally substituted with fluoro or C_{1-6} alkyl. In some embodiments, each R^2 is independently optionally substituted with fluoro or methyl.

[00177] In some embodiments, R^1 and R^2 on adjacent atoms are taken together with the atoms to which they are attached to form an optionally substituted heterocycle. In some embodiments, R^1 and R^2 on adjacent atoms are taken together with the atoms to which they are attached to form a

heterocycle. In some embodiments, R^1 and R^2 on adjacent atoms are taken together with the atoms to which they are attached to form a 1,4-dioxane or a 1,3-dioxolane.

[00178] In some embodiments, R^3 is optionally substituted C_{2-8} alkyl, halo, haloalkyl, optionally substituted carbocyclyl, optionally substituted carbocyclalkyl, optionally substituted heterocyclyl, optionally substituted heterocyclalkyl, optionally substituted heteroalkyl, optionally substituted aryl, optionally substituted heteroaryl, $-\text{Si}(R^6)_3$, $-\text{OR}^6$, or $-\text{S}(\text{O})_2R^7$. In some embodiments, R^3 is C_{2-8} alkyl, halo, haloalkyl, carbocyclyl, carbocyclalkyl, heterocyclyl, heterocyclalkyl, heteroalkyl, aryl, optionally substituted heteroaryl, $-\text{Si}(R^6)_3$, $-\text{OR}^6$, or $-\text{S}(\text{O})_2R^7$. In some embodiments, R^3 is C_{2-8} alkyl, halo, haloalkyl, carbocyclyl, carbocyclalkyl, heterocyclyl, heterocyclalkyl, or heteroalkyl. In some embodiments, R^3 is C_{2-8} alkyl, halo, haloalkyl, deuterioalkyl, or carbocyclyl, wherein R^3 is optionally substituted with halo, alkyl, alkoxy, hydroxy, $-\text{NR}^4R^5$, or $-\text{S}(\text{O})_2R^7$. In some embodiments, R^3 is C_{2-8} alkyl, C_{1-6} haloalkyl, or C_{3-6} carbocyclyl.

[00179] In some embodiments, R^3 is CF_3 , t-butyl, or cyclopropyl. In some embodiments, R^3 is C_{4-8} alkyl. In some embodiments, R^3 is t-butyl. In some embodiments, R^3 is haloalkyl. In some embodiments, R^3 is CF_3 . In some embodiments, R^3 is optionally substituted carbocyclyl. In some embodiments, R^3 is cyclopropyl.

[00180] In certain embodiments, R^3 is optionally substituted with halo, alkyl, hydroxy, alkoxy, $-\text{NR}^4R^5$, $-\text{S}(\text{O})_2R^7$ or fluoroalkyl. In some embodiments, R^3 is optionally substituted with chloro, fluoro, methyl, ethyl, propyl, iso-propyl, butyl, iso-butyl, sec-butyl, tert-butyl, hydroxy, methoxy, ethoxy, propoxy, iso-propoxy, dimethylamino, diethylamino, methylamino, amino, $-\text{S}(\text{O})_2\text{Me}$, or trifluoromethyl. In certain embodiments, R^3 is optionally substituted with chloro, fluoro, methyl, hydroxy, methoxy, dimethylamino, $-\text{S}(\text{O})_2\text{Me}$, or trifluoromethyl.

[00181] In some embodiments, R^8 and R^9 are each independently $-\text{H}$, C_{1-6} alkyl, C_{1-6} haloalkyl, halo, C_{3-6} carbocyclyl, C_{1-6} alkyl C_{3-6} carbocyclyl, C_{1-6} heteroalkyl, C_{3-6} heterocyclyl, C_{1-6} alkyl C_{3-6} heterocyclyl, $-\text{OH}$, $-\text{OR}^6$, $-\text{NR}^4R^5$, $-\text{C}(\text{O})\text{NR}^4R^5$, $-\text{CN}$, $-\text{S}(\text{O})_2R^7$, $-\text{C}(\text{O})_2\text{H}$, $-\text{C}(\text{O})R^6$, or $-\text{C}(\text{O})\text{OR}^6$ or R^8 and R^9 are taken together with the atom to which they are attached to form a ring containing 0-2 heteroatoms selected from the group consisting of $-\text{O}-$, $-\text{NH}-$, $-\text{NR}^6-$, $-\text{S}-$, and $-\text{S}(\text{O})_2-$. In some embodiments, R^8 and R^9 are each independently $-\text{H}$, C_{1-6} alkyl, halo, C_{3-6} carbocyclyl, methoxy, ethoxy, propoxy, iso-propoxy, $-\text{NH}_2$, $-\text{NMe}_2$, $-\text{NHMe}$, $-\text{NEt}_2$, $-\text{C}(\text{O})\text{NH}_2$, $-\text{C}(\text{O})\text{NMe}_2$, $-\text{C}(\text{O})\text{NHMe}$, or $-\text{CN}$. In some embodiments, R^8 and R^9 are each independently $-\text{H}$, C_{1-6} alkyl, C_{1-6} fluoroalkyl, halo, or C_{3-6} carbocyclyl. In some embodiments, R^8 and R^9 are each independently $-\text{H}$, C_{1-6} alkyl, or C_{3-6} carbocyclyl. In some embodiments, R^8 and R^9 are each independently $-\text{H}$ or C_{1-6} alkyl. In some embodiments, R^8 is $-\text{H}$ and R^9 is C_{1-6} alkyl, C_{1-6} fluoroalkyl, or C_{3-6} carbocyclyl. In some embodiments, R^8 is $-\text{H}$ and R^9 is alkyl. In some embodiments, R^8 is C_{1-6} alkyl, C_{1-6} fluoroalkyl, or C_{3-6} carbocyclyl and R^9 is $-\text{H}$. In some embodiments, R^8 is methyl and R^9 is $-\text{H}$. In some embodiments, R^8 and R^9 are $-\text{H}$. In some embodiments, R^8 and R^9 are C_{1-6} alkyl. In some embodiments, R^8 and R^9 are methyl.

[00182] In other embodiments, R^8 and R^9 are taken together with the atom to which they are attached to form a 3-, 4-, 5-, or 6-membered ring containing 0-2 heteroatoms selected from the group consisting of $-O-$, $-NH-$, $-NR^6-$, $-S-$, and $-S(O)_2-$. In some embodiments, R^8 and R^9 are taken together with the atom to which they are attached to form a 3-, 4-, 5-, or 6-membered carbocyclic ring.

[00183] In some embodiments, R^{10} and R^{11} are each independently $-H$, alkyl, halo, haloalkyl, carbocyclyl, heteroalkyl, or $-OH$. In other embodiments, R^{10} and R^{11} are each independently $-H$, C_{1-6} alkyl, halo, C_{1-6} alkoxy, or $-OH$. In certain embodiments, R^{10} and R^{11} are each independently $-H$ or C_{1-6} alkyl. In certain embodiments, R^{10} and R^{11} are each independently $-H$, fluoro, chloro, methyl, ethyl, propyl, iso-propyl, butyl, iso-butyl, sec-butyl, or tert-butyl. In certain embodiments, R^{10} and R^{11} are each independently $-H$, fluoro, or methyl. In certain embodiments, R^{10} and R^{11} are each independently $-H$ or methyl. In certain embodiments, R^{10} and R^{11} are each independently $-H$ or fluoro. In certain embodiments, R^{10} and R^{11} are both $-H$. In certain embodiments, R^{10} and R^{11} are each independently $-H$ or methoxy. In certain embodiments, R^{10} and R^{11} are each independently $-H$ or $-OH$. In certain embodiments, R^{10} and R^{11} are each independently $-H$ or fluoro. In certain embodiments, R^{10} and R^{11} are each independently $-H$ or chloro.

[00184] In some embodiments, R^{10} and R^{11} are each independently $-H$, alkyl, halo, haloalkyl, carbocyclyl, heteroalkyl, or $-OH$, wherein at least one of R^{10} or R^{11} is not H . In other embodiments, R^{10} and R^{11} are each independently $-H$, C_{1-6} alkyl, halo, C_{1-6} alkoxy, or $-OH$, wherein at least one of R^{10} or R^{11} is not H . In certain embodiments, R^{10} and R^{11} are each independently $-H$ or C_{1-6} alkyl, wherein at least one of R^{10} or R^{11} is not H . In certain embodiments, R^{10} and R^{11} are each independently $-H$, fluoro, chloro, methyl, ethyl, propyl, iso-propyl, butyl, iso-butyl, sec-butyl, or tert-butyl, wherein at least one of R^{10} or R^{11} is not H . In certain embodiments, R^{10} and R^{11} are each independently $-H$, fluoro, or methyl, wherein at least one of R^{10} or R^{11} is not H . In certain embodiments, R^{10} and R^{11} are each independently $-H$ or methyl, wherein at least one of R^{10} or R^{11} is not H . In certain embodiments, R^{10} and R^{11} are each independently $-H$ or fluoro, wherein at least one of R^{10} or R^{11} is not H . In certain embodiments, R^{10} and R^{11} are each independently $-H$ or methoxy, wherein at least one of R^{10} or R^{11} is not H . In certain embodiments, R^{10} and R^{11} are each independently $-H$ or $-OH$, wherein at least one of R^{10} or R^{11} is not H . In certain embodiments, R^{10} and R^{11} are each independently $-H$ or fluoro, wherein at least one of R^{10} or R^{11} is not H . In certain embodiments, R^{10} and R^{11} are each independently $-H$ or chloro, wherein at least one of R^{10} or R^{11} is not H .

[00185] In some embodiments, R^{10} and R^{11} are methyl. In some embodiments, R^{10} and R^{11} are ethyl. In some embodiments, R^{10} and R^{11} are propyl. In some embodiments, R^{10} and R^{11} are fluoro. In some embodiments, R^{10} and R^{11} are chloro. In some embodiments, R^{10} and R^{11} are bromo. In some embodiments, R^{10} and R^{11} are methoxy. In some embodiments, R^{10} and R^{11} are ethoxy. In some embodiments, R^{10} and R^{11} are $-OH$.

[00186] In some embodiments, R^{10} and R^{11} are taken together with the atom to which they are attached to form a 3-, 4-, 5-, or 6- membered ring. In some embodiments, R^{10} and R^{11} are taken together with the atom to which they are attached to form a cyclopropyl, cyclobutyl, cyclopentyl, or cyclohexyl. In some embodiments, R^{10} and R^{11} are taken together with the atom to which they are attached to form a cyclopropyl.

[00187] In certain embodiments, R^{10} and R^{11} are optionally substituted with halo, alkyl, hydroxy, alkoxy, or fluoroalkyl. In some embodiments, R^{10} and R^{11} are optionally substituted with fluoro or C_{1-6} alkyl. In some embodiments, R^{10} and R^{11} are optionally substituted with fluoro or methyl.

[00188] In some embodiments, R^{12} is hydrogen, C_{1-6} alkyl, C_{1-6} haloalkyl, C_{1-6} deuterioalkyl, C_{3-6} carbocyclyl, C_{3-6} carbocyclyl C_{1-6} alkyl, C_{3-6} heterocyclyl, C_{3-6} heterocyclyl C_{1-6} alkyl. In some embodiments, R^{12} is hydrogen, alkyl, haloalkyl, hydroxy, halo, carbocyclyl, or heteroalkyl. In some embodiments, R^{12} is hydrogen, C_{1-6} alkyl, C_{1-6} fluoroalkyl, carbocyclyl, or heterocyclylalkyl. In certain embodiments, R^{12} is C_{1-6} alkyl or C_{1-6} fluoroalkyl. In some embodiments, R^{12} is C_{1-6} alkyl, C_{1-6} haloalkyl, C_{1-6} deuterioalkyl, C_{3-6} carbocyclyl, C_{3-6} carbocyclyl C_{1-6} alkyl, C_{3-6} heterocyclyl, C_{3-6} heterocyclyl C_{1-6} alkyl. In some embodiments, R^{12} is alkyl, haloalkyl, hydroxy, halo, carbocyclyl, or heteroalkyl. In some embodiments, R^{12} is C_{1-6} alkyl, C_{1-6} fluoroalkyl, carbocyclyl, or heterocyclylalkyl. In certain embodiments, R^{12} is C_{1-6} alkyl or C_{1-6} fluoroalkyl. In certain embodiments, R^{12} is hydrogen. In some embodiments, R^{12} is C_{1-6} alkyl. In some embodiments, R^{12} is C_{1-3} alkyl. In some embodiments, R^{12} is C_{2-8} alkyl. In some embodiments, R^{12} is C_{3-6} alkyl. In some embodiments, R^{12} is methyl. In some embodiments, R^{12} is ethyl. In some embodiments, R^{12} is propyl. In some embodiments, R^{12} is i-propyl. In some embodiments, R^{12} is t-butyl. In some embodiments, R^{12} is butyl. In some embodiments, R^{12} is isobutyl. In some embodiments, R^{12} is sec-butyl. In some embodiments, R^{12} is carbocyclyl. In some embodiments, R^{12} is cyclopropyl. In some embodiments, R^{12} is cyclobutyl. In some embodiments, R^{12} is cyclopentyl. In some embodiments, R^{12} is cyclohexyl. In some embodiments, R^{12} is trifluoromethyl. In some embodiments, R^{12} is hydroxyalkyl. In some embodiments, R^{12} is deuteromethyl.

[00189] In certain embodiments, R^{12} is optionally substituted with halo, alkyl, hydroxy, alkoxy, or fluoroalkyl. In some embodiments, R^{12} is optionally substituted with fluoro or C_{1-6} alkyl. In some embodiments, R^{12} is optionally substituted with fluoro or methyl.

[00190] In some embodiments, R^4 and R^5 are each independently $-H$, optionally substituted alkyl, fluoroalkyl, optionally substituted carbocyclyl, optionally substituted carbocyclylalkyl, optionally substituted heterocyclyl, optionally substituted heterocyclylalkyl, $-S(O)_2R^7$, or $-C(O)N(R^{13})_2$. In some embodiments, R^4 and R^5 are each independently $-H$, C_{1-6} alkyl, C_{1-6} fluoroalkyl, C_{3-6} carbocyclyl, C_{1-6} carbocyclylalkyl, C_{2-6} heterocyclyl, C_{1-6} alkyl C_{3-6} heterocyclyl, $-S(O)_2R^7$, or $-C(O)N(R^{13})_2$. In some embodiments, R^4 and R^5 are each independently $-H$, C_{1-6} alkyl, C_{1-6} fluoroalkyl, C_{3-6} carbocyclyl, C_{3-5} heterocyclyl, or $-S(O)_2R^7$. In some embodiments, R^4 and R^5

are each independently $-H$, C_{1-6} alkyl, or $-S(O)_2R^7$. In some embodiments, R^4 and R^5 are each independently $-H$, methyl, ethyl, propyl, iso-propyl, butyl, sec-butyl, iso-butyl, tert-butyl, or $-S(O)_2R^7$. In some embodiments, R^4 and R^5 are each independently $-H$, methyl, ethyl, propyl, or iso-propyl. In some embodiments, R^4 and R^5 are $-H$. In some embodiments, R^4 and R^5 are methyl. In some embodiments, R^4 is methyl and R^5 is ethyl. In some embodiments, R^4 is methyl and R^5 is propyl. In some embodiments, R^4 is methyl and R^5 is iso-propyl. In some embodiments, R^4 is H and R^5 is iso-propyl. In some embodiments, R^4 and R^5 are each independently $-H$ or $-C(O)N(R^{13})_2$.

[00191] In other embodiments, R^4 and R^5 attached to the same N atom are taken together with the N atom to which they are attached to form an optionally substituted 4-, 5-, or 6-membered ring heterocycle additionally containing 0-3 heteroatoms selected from $-O-$, $-NH-$, $-NR^6-$, $-S-$, and $-S(O)_2-$. In some embodiments, R^4 and R^5 attached to the same N atom are taken together with the N atom to which they are attached to form a 4-, 5- or 6-membered heterocycle additionally containing 0 or 1 oxygen heteroatom. In other embodiments, R^4 and R^5 attached to the same N atom are taken together with the N atom to which they are attached to form an optionally substituted 4-, 5-, or 6-membered ring heterocycle additionally containing 1 heteroatoms selected from $-O-$, $-NH-$, $-NR^6-$, $-S-$, and $-S(O)_2-$. In other embodiments, R^4 and R^5 attached to the same N atom are taken together with the N atom to which they are attached to form a 4-, 5-, or 6-membered ring heterocycle additionally containing 1 oxygen heteroatom. In other embodiments, R^4 and R^5 attached to the same N atom are taken together with the N atom to which they are attached to form a 4-, 5-, or 6-membered ring.

[00192] In certain embodiments, R^4 and R^5 are each independently optionally substituted with halo, alkyl, hydroxy, alkoxy, or fluoroalkyl. In some embodiments, R^4 and R^5 are each independently optionally substituted with fluoro or C_{1-6} alkyl. In some embodiments, R^4 and R^5 are each independently optionally substituted with fluoro or methyl.

[00193] In some embodiments, R^6 is optionally substituted alkyl, fluoroalkyl, optionally substituted aryl, optionally substituted carbocyclyl, or optionally substituted heterocyclyl. In some embodiments, R^6 is optionally substituted alkyl, fluoroalkyl, optionally substituted carbocyclyl, or optionally substituted heterocyclyl. In some embodiments, R^6 is alkyl, aryl, carbocyclyl, or heterocyclyl. In some embodiments, R^6 is alkyl, carbocyclyl, or heterocyclyl. In some embodiments, R^6 is alkyl, carbocyclyl, or fluoroalkyl. In some embodiments, R^6 is C_{1-6} alkyl, C_{1-6} fluoroalkyl, C_{3-6} carbocyclyl, or C_{3-6} heterocyclyl. In certain embodiments, R^6 is C_{1-6} alkyl. In certain embodiments, R^6 is methyl, ethyl, propyl, iso-propyl, butyl, sec-butyl, iso-butyl, or tert-butyl. In some embodiments, R^6 is optionally substituted phenyl.

[00194] In some embodiments, R^7 is alkyl, carbocyclyl, optionally substituted aryl, optionally substituted aralkyl, or optionally substituted heterocyclyl. In some embodiments, R^7 is C_{1-6} alkyl, C_{3-6} carbocyclyl, or aryl optionally substituted with halo or alkyl. In some embodiments, R^7 is C_{1-6} alkyl, C_{3-6} carbocyclyl, or phenyl optionally substituted with halo or alkyl. In some embodiments, R^7

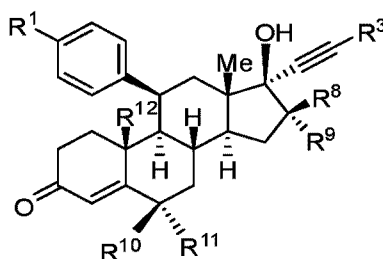
is optionally substituted benzyl. In some embodiments, R^7 is C_{3-6} carbocyclyl. In some embodiments, R^7 is phenyl. In some embodiments, R^7 is phenyl substituted with 1-4 C_{1-6} alkyl or fluoro substituents. In some embodiments, R^7 is phenyl substituted with a C_{1-6} alkyl or fluoro substituent. In some embodiments, R^7 is alkyl, carbocyclyl, aralkyl, or heterocyclyl.

[00195] In certain embodiments, R^7 is optionally substituted with halo, alkyl, hydroxy, alkoxy, or fluoroalkyl. In some embodiments, R^7 is optionally substituted with fluoro or C_{1-6} alkyl. In some embodiments, R^7 is optionally substituted with fluoro or methyl.

[00196] In some embodiments, each R^{13} is independently hydrogen, optionally substituted alkyl, haloalkyl, optionally substituted carbocyclyl, optionally substituted heteroalkyl, optionally substituted aryl, optionally substituted aralkyl, optionally substituted heterocyclyl, or optionally substituted heteroaryl. In some embodiments, each R^{13} is independently hydrogen, optionally substituted alkyl, optionally substituted carbocyclyl, optionally substituted heteroalkyl, or optionally substituted aryl. In some embodiments, each R^{13} is independently optionally substituted alkyl, optionally substituted carbocyclyl, optionally substituted heteroalkyl, optionally substituted aryl, or heteroaryl. In some embodiments, each R^{13} is independently alkyl or aryl. In some embodiments, each R^{13} is independently hydrogen or C_{1-6} alkyl. In some embodiments, each R^{13} is independently hydrogen, methyl, ethyl, propyl, iso-propyl, butyl, iso-butyl, sec-butyl, tert-butyl, pentyl or hexyl. In some embodiments, each R^{13} is independently hydrogen, methyl, ethyl, propyl, iso-propyl, butyl, or tert-butyl. In some embodiments, each R^{13} is independently hydrogen or methyl. In some embodiments, R^{13} is H. In other embodiments, R^{13} is alkyl. In other embodiments, R^{13} is aryl.

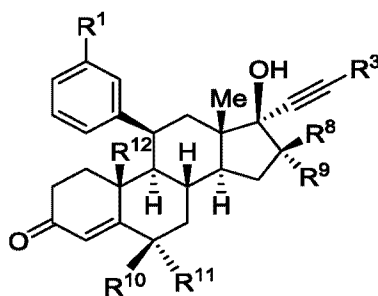
[00197] Any combination of the groups described above for the various variables is contemplated herein. Throughout the specification, groups and substituents thereof are chosen by one skilled in the field to provide stable moieties and compounds.

[00198] In some embodiments, compounds described herein have the following structure of Formula (IIIa):



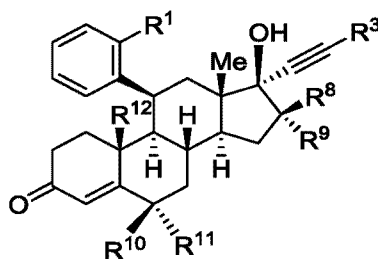
Formula (IIIa).

[00199] In some embodiments, compounds described herein have the following structure of Formula (IIIb):



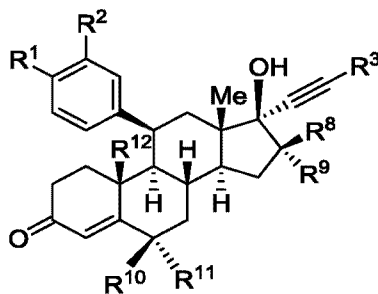
Formula (IIIb).

[00200] In some embodiments, compounds described herein have the following structure of Formula (IIIc):



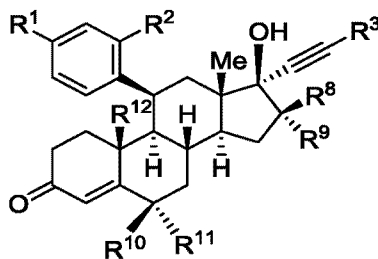
Formula (IIIc).

[00201] In some embodiments, compounds described herein have the following structure of Formula (IIId):



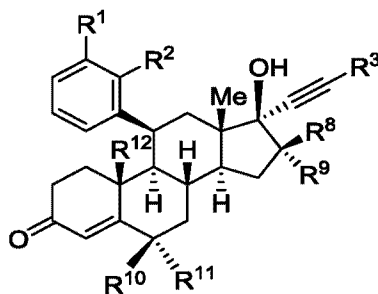
Formula (IIId).

[00202] In some embodiments, compounds described herein have the following structure of Formula (IIIe):



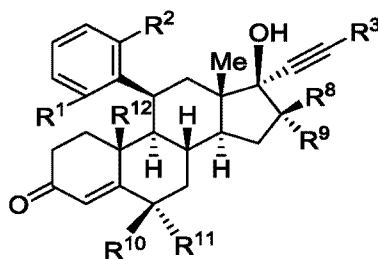
Formula (IIIe).

[00203] In some embodiments, compounds described herein have the following structure of Formula (IIIf):



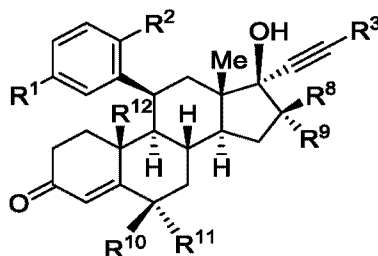
Formula (III f).

[00204] In some embodiments, compounds described herein have the following structure of Formula (III g):



Formula (III g).

[00205] In some embodiments, compounds described herein have the following structure of Formula (III h):



Formula (III h).

[00206] In some embodiments of a compound of Formula (III a), (III b), (III c), (III d), (III e), (III f), (III g), or (III h):

ring A is aryl;

R^1 is $-NR^{4a}R^{5a}$;

R^2 is independently $-NR^4R^5$, halo, or optionally substituted alkyl;

or R^1 and R^2 on adjacent atoms are taken together with the atoms to which they are attached to form an optionally substituted heterocycle;

R^3 is optionally substituted C_{2-8} alkyl, haloalkyl, or optionally substituted carbocyclyl;

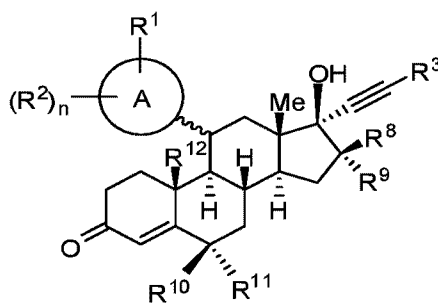
R^{4a} is C_{2-8} alkyl;

R^{5a} is $-H$ or optionally substituted alkyl;

or R^{4a} and R^{5a} are taken together with the N atom to which they are attached to form an optionally substituted heterocycle;

R^4 and R^5 are each independently $-H$ or optionally substituted alkyl;
 or R^4 and R^5 are taken together with the N atom to which they are attached to form an optionally substituted heterocycle;
 R^8 and R^9 are each independently $-H$ or optionally substituted alkyl;
 or R^8 and R^9 are taken together with the atom to which they are attached to form an optionally substituted ring containing 0-2 heteroatoms selected from the group consisting of $-O-$, $-NH-$, $-S-$, and $-S(O)_2-$;
 R^{10} and R^{11} are each independently $-H$ or optionally substituted alkyl;
 or R^{10} and R^{11} are taken together with the atom to which they are attached to form an optionally substituted ring containing 0-2 heteroatoms selected from the group consisting of $-O-$, $-NH-$, $-S-$, and $-S(O)_2-$; and
 R^{12} is hydrogen or optionally substituted alkyl.

[00207] Some embodiments provided herein describe a compound having the structure of Formula (IV), or a pharmaceutically acceptable salt, solvate, or prodrug thereof:



Formula (IV)

wherein

ring A is a heteroaryl, aryl, cycloalkyl, or heterocyclyl;

R^1 is $-NR^{4a}R^{5a}$;

each R^2 is independently $-NR^4R^5$, optionally substituted alkyl NR^4R^5 , halo, $-OR^6$, $-OH$, optionally substituted alkyl, haloalkyl, optionally substituted carbocyclyl, optionally substituted carbocyclylalkyl, optionally substituted heteroalkyl, optionally substituted heterocyclyl, optionally substituted heterocyclylalkyl, optionally substituted hydroxyalkyl, $-C(O)R^6$, $-C(O)OR^6$, $-C(O)NR^4R^5$, $-OC(O)OR^6$, $-OC(O)NR^4R^5$, $-S(O)_2NR^4R^5$, $-S(O)_2R^7$, $-S(O)R^7$, $-SR^7$, $-NR^4S(O)_2NR^4R^5$, $-CN$, $-CO_2H$, or $-NO_2$;

or R^1 and R^2 on adjacent atoms are taken together with the atoms to which they are attached to form an optionally substituted heterocycle;

R^3 is optionally substituted alkyl;

R^{4a} is C_{2-8} alkyl, optionally substituted carbocyclyl, optionally substituted aryl, optionally substituted heterocyclyl, optionally substituted heteroaryl, $-S(O)_2R^7$, $-C(O)N(R^{13})_2$, $-C(O)R^6$, or $-C(O)OR^6$;

R^{5a} is $-H$, optionally substituted alkyl, haloalkyl, optionally substituted carbocyclyl, optionally substituted aryl, optionally substituted heterocyclyl, optionally substituted heteroaryl, $-S(O)_2R^7$, $-C(O)N(R^{13})_2$, $-C(O)R^6$, or $-C(O)OR^6$;

R^4 and R^5 are each independently $-H$, optionally substituted alkyl, haloalkyl, optionally substituted carbocyclyl, optionally substituted aryl, optionally substituted heterocyclyl, optionally substituted heteroaryl, $-S(O)_2R^7$, $-C(O)N(R^{13})_2$, $-C(O)R^6$, or $-C(O)OR^6$;

or R^4 and R^5 are taken together with the N atom to which they are attached to form an optionally substituted heterocycle;

each R^6 is independently optionally substituted alkyl, haloalkyl, optionally substituted carbocyclyl, optionally substituted aryl, optionally substituted heterocyclyl, or optionally substituted heteroaryl;

R^7 is optionally substituted alkyl, haloalkyl, optionally substituted carbocyclyl, optionally substituted heteroalkyl, optionally substituted aryl, optionally substituted aralkyl, optionally substituted heterocyclyl, or optionally substituted heteroaryl;

R^8 and R^9 are each independently $-H$, optionally substituted alkyl, haloalkyl, halo, optionally substituted carbocyclyl, optionally substituted carbocyclylalkyl, optionally substituted heteroalkyl, optionally substituted heterocyclyl, optionally substituted heterocyclylalkyl, $-OH$, $-S(O)_2R^7$, $-C(O)_2H$, $-C(O)R^6$, or $-C(O)OR^6$;

or R^8 and R^9 are taken together with the atom to which they are attached to form an optionally substituted ring containing 0-2 heteroatoms selected from the group consisting of $-O-$, $-NH-$, $-NR^6-$, $-S-$, and $-S(O)_2-$;

R^{10} and R^{11} are each independently $-H$, optionally substituted alkyl, halo, haloalkyl, optionally substituted carbocyclyl, optionally substituted carbocyclylalkyl, optionally substituted heteroalkyl, optionally substituted heterocyclyl, optionally substituted heterocyclylalkyl, $-OH$, $-S(O)_2R^7$, $-C(O)_2H$, $-C(O)R^6$, or $-C(O)OR^6$;

or R^{10} and R^{11} are taken together with the atom to which they are attached to form an optionally substituted ring containing 0-2 heteroatoms selected from the group consisting of $-O-$, $-NH-$, $-NR^6-$, $-S-$, and $-S(O)_2-$;

R^{12} is hydrogen, optionally substituted alkyl, haloalkyl, hydroxy, halo, optionally substituted carbocyclyl, optionally substituted carbocyclylalkyl, optionally substituted heterocyclyl, optionally substituted heterocyclylalkyl, or optionally substituted heteroalkyl;

each R^{13} is independently H , optionally substituted alkyl, haloalkyl, optionally substituted carbocyclyl, optionally substituted heteroalkyl, optionally substituted aryl, optionally substituted aralkyl, optionally substituted heterocyclyl, or optionally substituted heteroaryl; and

n is 0, 1, 2, 3, or 4.

[00208] In some embodiments of a compound of Formula (IV):

ring A is aryl;

R^1 is $-NR^{4a}R^{5a}$;

R^2 is independently $-NR^4R^5$, halo, or optionally substituted alkyl;

or R^1 and R^2 on adjacent atoms are taken together with the atoms to which they are attached to form an optionally substituted heterocycle;

R^3 is optionally substituted alkyl;

R^{4a} is C_{2-8} alkyl;

R^{5a} is $-H$ or optionally substituted alkyl;

R^4 and R^5 are each independently $-H$ or optionally substituted alkyl;

or R^4 and R^5 are taken together with the N atom to which they are attached to form an optionally substituted heterocycle;

R^8 and R^9 are each independently $-H$ or optionally substituted alkyl;

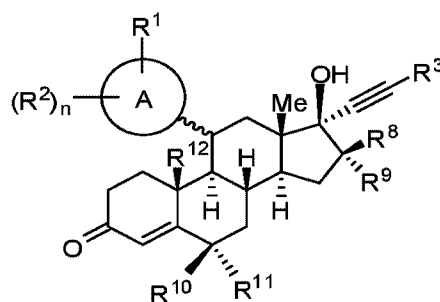
or R^8 and R^9 are taken together with the atom to which they are attached to form an optionally substituted ring containing 0-2 heteroatoms selected from the group consisting of $-O-$, $-NH-$, $-S-$, and $-S(O)_2-$;

R^{10} and R^{11} are each independently $-H$ or optionally substituted alkyl;

or R^{10} and R^{11} are taken together with the atom to which they are attached to form an optionally substituted ring containing 0-2 heteroatoms selected from the group consisting of $-O-$, $-NH-$, $-S-$, and $-S(O)_2-$; and

R^{12} is hydrogen or optionally substituted alkyl.

[00209] Some embodiments provided herein describe a compound having the structure of Formula (V), or a pharmaceutically acceptable salt, solvate, or prodrug thereof:



Formula (V)

wherein

ring A is a heteroaryl, aryl, cycloalkyl, or heterocyclyl;

R^1 is $-NR^{4a}R^{5a}$, optionally substituted alkyl, $-NR^4R^5$, halo, $-OR^6$, $-OH$, optionally substituted alkyl, haloalkyl, optionally substituted carbocyclyl, optionally substituted carbocyclylalkyl, optionally substituted heteroalkyl, optionally substituted heterocyclyl, optionally substituted heterocyclylalkyl, optionally substituted hydroxyalkyl, $-C(O)R^6$, $-C(O)OR^6$, $-C(O)NR^4R^5$, $-OC(O)OR^6$, $-OC(O)NR^4R^5$, $-S(O)_2NR^4R^5$, $-S(O)_2R^7$, $-S(O)R^7$, $-SR^7$, $-NR^4S(O)_2NR^4R^5$, $-CN$, $-CO_2H$, or $-NO_2$;

each R^2 is independently $-NR^4R^5$, optionally substituted alkyl NR^4R^5 , halo, $-OR^6$, $-OH$, optionally substituted alkyl, haloalkyl, optionally substituted carbocyclyl, optionally substituted carbocyclylalkyl, optionally substituted heteroalkyl, optionally substituted heterocyclyl, optionally substituted heterocyclylalkyl, optionally substituted hydroxyalkyl, $-C(O)R^6$, $-C(O)OR^6$, $-C(O)NR^4R^5$, $-OC(O)OR^6$, $-OC(O)NR^4R^5$, $-S(O)_2NR^4R^5$, $-S(O)_2R^7$, $-S(O)R^7$, $-SR^7$, $-NR^4S(O)_2NR^4R^5$, $-CN$, $-CO_2H$, or $-NO_2$;

or R^1 and R^2 on adjacent atoms are taken together with the atoms to which they are attached to form an optionally substituted heterocycle;

R^3 is optionally substituted carbocyclyl;

R^{4a} is optionally substituted alkyl, optionally substituted carbocyclyl, optionally substituted aryl, optionally substituted heterocyclyl, optionally substituted heteroaryl, $-S(O)_2R^7$, $-C(O)N(R^{13})_2$, $-C(O)R^6$, or $-C(O)OR^6$;

R^{5a} is $-H$, optionally substituted alkyl, haloalkyl, optionally substituted carbocyclyl, optionally substituted aryl, optionally substituted heterocyclyl, optionally substituted heteroaryl, $-S(O)_2R^7$, $-C(O)N(R^{13})_2$, $-C(O)R^6$, or $-C(O)OR^6$;

or R^{4a} and R^{5a} are taken together with the N atom to which they are attached to form an optionally substituted heterocycle;

R^4 and R^5 are each independently $-H$, optionally substituted alkyl, haloalkyl, optionally substituted carbocyclyl, optionally substituted aryl, optionally substituted heterocyclyl, optionally substituted heteroaryl, $-S(O)_2R^7$, $-C(O)N(R^{13})_2$, $-C(O)R^6$, or $-C(O)OR^6$;

or R^4 and R^5 are taken together with the N atom to which they are attached to form an optionally substituted heterocycle;

each R^6 is independently optionally substituted alkyl, haloalkyl, optionally substituted carbocyclyl, optionally substituted aryl, optionally substituted heterocyclyl, or optionally substituted heteroaryl;

R^7 is optionally substituted alkyl, haloalkyl, optionally substituted carbocyclyl, optionally substituted heteroalkyl, optionally substituted aryl, optionally substituted aralkyl, optionally substituted heterocyclyl, or optionally substituted heteroaryl;

R^8 and R^9 are each independently $-H$, optionally substituted alkyl, haloalkyl, halo, optionally substituted carbocyclyl, optionally substituted carbocyclylalkyl, optionally substituted heteroalkyl, optionally substituted heterocyclyl, optionally substituted heterocyclylalkyl, $-OH$, $-S(O)_2R^7$, $-C(O)_2H$, $-C(O)R^6$, or $-C(O)OR^6$;

or R^8 and R^9 are taken together with the atom to which they are attached to form an optionally substituted ring containing 0-2 heteroatoms selected from the group consisting of $-O-$, $-NH-$, $-NR^6-$, $-S-$, and $-S(O)_2-$;

R^{10} and R^{11} are each independently $-H$, optionally substituted alkyl, halo, haloalkyl, optionally substituted carbocyclyl, optionally substituted carbocyclylalkyl, optionally substituted

heteroalkyl, optionally substituted heterocyclyl, optionally substituted heterocyclalkyl, $-\text{OH}$, $-\text{S}(\text{O})_2\text{R}^7$, $-\text{C}(\text{O})_2\text{H}$, $-\text{C}(\text{O})\text{R}^6$, or $-\text{C}(\text{O})\text{OR}^6$;

or R^{10} and R^{11} are taken together with the atom to which they are attached to form an optionally substituted ring containing 0-2 heteroatoms selected from the group consisting of $-\text{O}-$, $-\text{NH}-$, $-\text{NR}^6-$, $-\text{S}-$, and $-\text{S}(\text{O})_2-$;

R^{12} is hydrogen;

each R^{13} is independently H, optionally substituted alkyl, haloalkyl, optionally substituted carbocyclyl, optionally substituted heteroalkyl, optionally substituted aryl, optionally substituted aralkyl, optionally substituted heterocyclyl, or optionally substituted heteroaryl; and

n is 0, 1, 2, 3, or 4.

[00210] In some embodiments of a compound of Formula (V):

ring A is aryl;

R^1 is $-\text{NR}^{4a}\text{R}^{5a}$;

each R^2 is independently $-\text{NR}^4\text{R}^5$, halo, or optionally substituted alkyl;

or R^1 and R^2 on adjacent atoms are taken together with the atoms to which they are attached to form an optionally substituted heterocycle;

R^3 is optionally substituted carbocyclyl;

R^{4a} is optionally substituted alkyl;

R^{5a} is $-\text{H}$ or optionally substituted alkyl;

or R^{4a} and R^{5a} are taken together with the N atom to which they are attached to form an optionally substituted heterocycle;

R^4 and R^5 are each independently $-\text{H}$ or optionally substituted alkyl;

or R^4 and R^5 are taken together with the N atom to which they are attached to form an optionally substituted heterocycle;

R^8 and R^9 are each independently $-\text{H}$ or optionally substituted alkyl;

or R^8 and R^9 are taken together with the atom to which they are attached to form an optionally substituted ring containing 0-2 heteroatoms selected from the group consisting of $-\text{O}-$, $-\text{NH}-$, $-\text{S}-$, and $-\text{S}(\text{O})_2-$;

R^{10} and R^{11} are each independently $-\text{H}$ or optionally substituted alkyl;

or R^{10} and R^{11} are taken together with the atom to which they are attached to form an optionally substituted ring containing 0-2 heteroatoms selected from the group consisting of $-\text{O}-$, $-\text{NH}-$, $-\text{S}-$, and $-\text{S}(\text{O})_2-$;

R^{12} is hydrogen; and

n is 0 or 1.

[00211] For any and all of the embodiments of Formulas (IV) and (V), substituents are selected from among a subset of the listed alternatives.

[00212] In some embodiments, ring A is monocyclic aryl, bicyclic aryl, monocyclic heteroaryl, or bicyclic heteroaryl. In some embodiments, ring A is monocyclic heteroaryl or monocyclic aryl. In some embodiments, ring A is bicyclic heteroaryl or bicyclic aryl. In some embodiments, ring A is N-bound heteroaryl. In some embodiments, ring A is C-bound heteroaryl. In some embodiments, ring A is aryl.

[00213] In certain embodiments, ring A is phenyl, naphthyl, furanyl, pyrrolyl, oxazolyl, thiazolyl, imidazolyl, pyrazolyl, triazolyl, tetrazolyl, isoxazolyl, isothiazolyl, oxadiazolyl, thiadiazolyl, pyridinyl, pyrimidinyl, pyrazinyl, pyridazinyl, triazinyl, quinolinyl, isoquinolinyl, quinazolinyl, quinoxalinyl, naphthyridinyl, indolyl, indazolyl, benzoxazolyl, benzisoxazolyl, benzofuranyl, benzothienyl, benzothiazolyl, benzimidazolyl, purinyl, cinnolinyl, phthalazinyl, pteridinyl, pyridopyrimidinyl, pyrazolopyrimidinyl, or azaindolyl. In some embodiments, R¹ is furanyl, pyrrolyl, oxazolyl, thiazolyl, imidazolyl, pyrazolyl, triazolyl, tetrazolyl, isoxazolyl, isothiazolyl, oxadiazolyl, thiadiazolyl, pyridinyl, pyrimidinyl, pyrazinyl, pyridazinyl, or triazinyl. In some embodiments, ring A is pyrimidinyl, pyridinyl, pyrazinyl, triazinyl, or thiazolyl. In certain embodiments, ring A is C-bound imidazolyl. In certain embodiments, ring A is N-bound imidazolyl. In some embodiments, ring A is pyrimidinyl. In some embodiments, ring A is pyrimidinyl optionally substituted with alkyl or alkoxy. In some embodiments, ring A is pyrazinyl. In some embodiments, ring A is triazinyl. In some embodiments, ring A is thiazolyl.

[00214] In some embodiments, ring A is phenyl, pyridinyl, pyrimidinyl, pyrazinyl, or pyridazinyl. In some embodiments, ring A is phenyl or pyridinyl. In some embodiments, ring A is phenyl.


[00215] In some embodiments, R¹ is -NR^{4a}R^{5a}, R^{4a} is C₂₋₈ alkyl, and R^{5a} is -H, optionally substituted alkyl, haloalkyl, optionally substituted carbocyclyl, optionally substituted aryl, optionally substituted heterocyclyl, optionally substituted heteroaryl, -S(O)₂R⁷, -C(O)N(R¹³)₂, -C(O)R⁶, or -C(O)OR⁶. In some embodiments, R¹ is -NR^{4a}R^{5a}, R^{4a} is C₂₋₈ alkyl, and R^{5a} is -H or optionally substituted alkyl. In some embodiments, R¹ is -NR^{4a}R^{5a}, R^{4a} is C₂₋₈ alkyl, and R^{5a} is -H or alkyl. In some embodiments, R¹ is -NR^{4a}R^{5a}, R^{4a} is C₂₋₈ alkyl, and R^{5a} is -H or C₁₋₆ alkyl. In some embodiments, R¹ is -NR^{4a}R^{5a}, R^{4a} is ethyl, i-propyl, or t-butyl, and R^{5a} is -H or C₁₋₆ alkyl. In some embodiments, R¹ is -NR^{4a}R^{5a}, R^{4a} is ethyl, i-propyl, or t-butyl, and R^{5a} is C₁₋₆ alkyl.

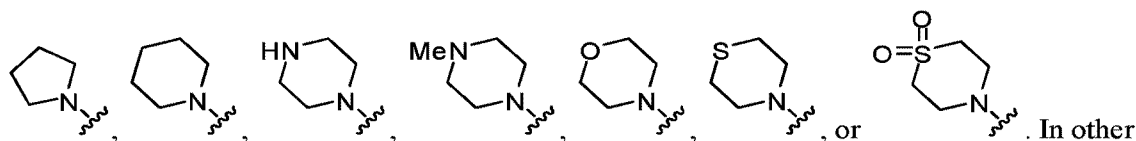
[00216] In some embodiments, R¹ is -NR^{4a}R^{5a}, R^{4a} is C₃₋₆ alkyl, and R^{5a} is -H, optionally substituted alkyl, haloalkyl, optionally substituted carbocyclyl, optionally substituted aryl, optionally substituted heterocyclyl, optionally substituted heteroaryl, -S(O)₂R⁷, -C(O)N(R¹³)₂, -C(O)R⁶, or -C(O)OR⁶. In some embodiments, R¹ is -NR^{4a}R^{5a}, R^{4a} is C₃₋₆ alkyl, and R^{5a} is -H or optionally substituted alkyl. In some embodiments, R¹ is -NR^{4a}R^{5a}, R^{4a} is C₃₋₆ alkyl, and R^{5a} is -H or alkyl. In some embodiments, R¹ is -NR^{4a}R^{5a}, R^{4a} is C₃₋₆ alkyl, and R^{5a} is -H or C₁₋₆ alkyl. In some embodiments, R¹ is -NR^{4a}R^{5a}, R^{4a} is i-propyl or t-butyl, and R^{5a} is -H or C₁₋₆ alkyl. In some embodiments, R¹ is -NR^{4a}R^{5a}, R^{4a} is i-propyl or t-butyl, and R^{5a} is C₁₋₆ alkyl.

[00217] In some embodiments, R^1 is $-NR^{4a}R^{5a}$, R^{4a} is C_{2-4} alkyl, and R^{5a} is $-H$, optionally substituted alkyl, haloalkyl, optionally substituted carbocyclyl, optionally substituted aryl, optionally substituted heterocyclyl, optionally substituted heteroaryl, $-S(O)_2R^7$, $-C(O)N(R^{13})_2$, $-C(O)R^6$, or $-C(O)OR^6$. In some embodiments, R^1 is $-NR^{4a}R^{5a}$, R^{4a} is C_{2-4} alkyl, and R^{5a} is $-H$ or optionally substituted alkyl. In some embodiments, R^1 is $-NR^{4a}R^{5a}$, R^{4a} is C_{2-4} alkyl, and R^{5a} is $-H$ or alkyl. In some embodiments, R^1 is $-NR^{4a}R^{5a}$, R^{4a} is C_{2-4} alkyl, and R^{5a} is $-H$ or C_{1-6} alkyl. In some embodiments, R^1 is $-NR^{4a}R^{5a}$, R^{4a} is ethyl, i-propyl, or t-butyl, and R^{5a} is $-H$ or C_{1-6} alkyl. In some embodiments, R^1 is $-NR^{4a}R^{5a}$, R^{4a} is ethyl, i-propyl, or t-butyl, and R^{5a} is C_{1-6} alkyl.

[00218] In some embodiments, R^1 is $-NMeEt$. In some embodiments, R^1 is $-NEt_2$. In some embodiments, R^1 is $-NMeiPr$. In some embodiments, R^1 is $-NHet$. In some embodiments, R^1 is $-NHiPr$.

[00219] In some embodiments, R^1 is $-NR^{4a}R^{5a}$ and R^{4a} and R^{5a} are taken together with the N atom to which they are attached to form an optionally substituted heterocycle. In other embodiments, R^1 is $-NR^{4a}R^{5a}$ and R^{4a} and R^{5a} are taken together with the N atom to which they are attached to form an optionally substituted 4-, 5-, or 6-membered ring heterocycle additionally containing 0-3 heteroatoms selected from $-O-$, $-NH-$, $-NR^6-$, $-S-$, and $-S(O)_2-$. In some embodiments, R^1 is $-NR^{4a}R^{5a}$ and R^{4a} and R^{5a} are taken together with the N atom to which they are attached to form an optionally substituted 4-, 5- or 6-membered heterocycle additionally containing 0 or 1 oxygen heteroatom. In other embodiments, R^1 is $-NR^{4a}R^{5a}$ and R^{4a} and R^{5a} are taken together with the N atom to which they are attached to form an optionally substituted 4-, 5-, or 6-membered ring heterocycle additionally containing 1 heteroatom selected from $-O-$, $-NH-$, $-NR^6-$, $-S-$, and $-S(O)_2-$. In other embodiments, R^1 is $-NR^{4a}R^{5a}$ and R^{4a} and R^{5a} are taken together with the N atom to which they are attached to form a 4-, 5-, or 6-membered ring. In other embodiments, R^1 is $-NR^{4a}R^{5a}$

and R^{4a} and R^{5a} are taken together with the N atom to which they are attached to form .



In other embodiments, R^1 is $-NR^{4a}R^{5a}$ and R^{4a} and R^{5a} are taken together with the N atom to which they are attached to form an optionally substituted pyrrolidinyl, an optionally substituted morpholinyl, an optionally substituted thiomorpholinyl, an optionally substituted piperidinyl, or an optionally substituted piperazinyl.

[00220] In some embodiments, n is 0, 1, or 2. In some embodiments, n is 0 or 1. In some embodiments, n is 1 or 2. In some embodiments, n is 3 or 4. In some embodiments, n is 0. In some embodiments, n is 1. In some embodiments, n is 2. In some embodiments, n is 3.

[00221] In some embodiments, each R^2 is independently $-NR^4R^5$, optionally substituted alkyl, $-NR^4R^5$, halo, $-OR^6$, $-OH$, optionally substituted alkyl, haloalkyl, optionally substituted

carbocyclyl, optionally substituted carbocyclylalkyl, optionally substituted heteroalkyl, optionally substituted heterocyclyl, optionally substituted heterocyclylalkyl, optionally substituted hydroxyalkyl, $-\text{C}(\text{O})\text{R}^6$, $-\text{C}(\text{O})\text{NR}^4\text{R}^5$, $-\text{S}(\text{O})_2\text{NR}^4\text{R}^5$, $-\text{S}(\text{O})_2\text{R}^7$, $-\text{NR}^4\text{S}(\text{O})_2\text{NR}^4\text{R}^5$, or $-\text{CN}$. In some embodiments, each R^2 is independently $-\text{NR}^4\text{R}^5$, alkyl NR^4R^5 , halo, $-\text{OR}^6$, $-\text{OH}$, alkyl, haloalkyl, carbocyclyl, carbocyclylalkyl, heteroalkyl, heterocyclyl, heterocyclylalkyl, hydroxyalkyl, $-\text{C}(\text{O})\text{R}^6$, $-\text{C}(\text{O})\text{NR}^4\text{R}^5$, $-\text{S}(\text{O})_2\text{NR}^4\text{R}^5$, $-\text{S}(\text{O})_2\text{R}^7$, $-\text{NR}^4\text{S}(\text{O})_2\text{NR}^4\text{R}^5$, or $-\text{CN}$. In some embodiments, $-\text{NR}^4\text{R}^5$, halo, $-\text{OR}^6$, optionally substituted alkyl, fluoroalkyl, optionally substituted carbocyclyl, optionally substituted heteroalkyl, optionally substituted heterocyclyl, $-\text{C}(\text{O})\text{NR}^4\text{R}^5$, $-\text{S}(\text{O})_2\text{NR}^4\text{R}^5$, $-\text{S}(\text{O})_2\text{R}^7$, $-\text{NR}^4\text{S}(\text{O})_2\text{NR}^4\text{R}^5$, $-\text{CN}$, or $-\text{CO}_2\text{H}$. In certain embodiments, each R^2 is independently $-\text{NR}^4\text{R}^5$, halo, $-\text{OR}^6$, $-\text{OH}$, optionally substituted alkyl, fluoroalkyl, optionally substituted carbocyclyl, optionally substituted heteroalkyl, optionally substituted heterocyclyl, optionally substituted hydroxyalkyl, $-\text{S}(\text{O})_2\text{NR}^4\text{R}^5$, $-\text{S}(\text{O})_2\text{R}^7$, $-\text{NR}^4\text{S}(\text{O})_2\text{NR}^4\text{R}^5$, or $-\text{CN}$. In some embodiments, each R^2 is independently $-\text{NR}^4\text{R}^5$, halo, $-\text{OR}^6$, alkyl, fluoroalkyl, carbocyclyl, heteroalkyl, heterocyclyl, $-\text{S}(\text{O})_2\text{NR}^4\text{R}^5$, $-\text{NR}^4\text{S}(\text{O})_2\text{NR}^4\text{R}^5$, or $-\text{S}(\text{O})_2\text{R}^7$. In some embodiments, each R^2 is independently $-\text{NR}^4\text{R}^5$, C_{1-6} alkyl NR^4R^5 , halo, $-\text{OR}^6$, $-\text{OH}$, C_{1-6} alkyl, C_{1-6} fluoroalkyl, C_{3-6} carbocyclyl, C_{1-6} alkyl C_{3-6} carbocyclyl, C_{1-6} heteroalkyl, C_{3-6} heterocyclyl, C_{1-6} alkyl C_{3-6} heterocyclyl, C_{1-6} hydroxyalkyl, or $-\text{CN}$. In some embodiments, each R^2 is independently $-\text{C}(\text{O})\text{R}^6$, $-\text{C}(\text{O})\text{NR}^4\text{R}^5$, $-\text{S}(\text{O})_2\text{NR}^4\text{R}^5$, $-\text{S}(\text{O})_2\text{R}^7$, or $-\text{CN}$. In some embodiments, each R^2 is independently $-\text{NR}^4\text{R}^5$, halo, $-\text{OR}^6$, C_{1-6} alkyl, C_{1-6} fluoroalkyl, C_{3-6} carbocyclyl, C_{1-6} heteroalkyl, C_{3-6} heterocyclyl, or $-\text{CN}$. In some embodiments, each R^2 is independently $-\text{NR}^4\text{R}^5$, halo, alkyl, carbocyclyl, alkoxy, or $-\text{CN}$. In some embodiments, each R^2 is independently $-\text{NR}^4\text{R}^5$, halo, alkyl, or alkoxy. In some embodiments, each R^2 is independently methyl, methoxy, ethyl, propyl, iso-propyl, cyclopropyl, fluoro, chloro, or $-\text{NMe}_2$. In some embodiments, each R^2 is independently methyl, methoxy, iso-propyl, cyclopropyl, fluoro, chloro, or $-\text{NMe}_2$. In some embodiments, R^2 is methoxy. In some embodiments, R^2 is methyl. In some embodiments R^2 is ethyl. In some embodiments, R^2 is iso-propyl. In some embodiments, R^2 is propyl. In some embodiments, R^2 is cyclopropyl. In some embodiments, R^2 is cyclobutyl. In some embodiments, R^2 is fluoro. In some embodiments, R^2 is chloro.

In certain embodiments, each R^2 is independently optionally substituted with halo, alkyl, hydroxy, alkoxy, or fluoroalkyl. In some embodiments, each R^2 is independently optionally substituted with fluoro or C_{1-6} alkyl. In some embodiments, each R^2 is independently optionally substituted with fluoro or methyl.

[00222] In some embodiments, R^1 and R^2 on adjacent atoms are taken together with the atoms to which they are attached to form an optionally substituted heterocycle. In some embodiments, R^1 and R^2 on adjacent atoms are taken together with the atoms to which they are attached to form a heterocycle. In some embodiments, R^1 and R^2 on adjacent atoms are taken together with the atoms to which they are attached to form a 1,4-dioxane or a 1,3-dioxolane.

[00223] In some embodiments, R^3 is optionally substituted C_{2-8} alkyl, halo, haloalkyl, optionally substituted carbocyclyl, optionally substituted carbocyclalkyl, optionally substituted heterocyclyl, optionally substituted heterocyclalkyl, optionally substituted heteroalkyl, optionally substituted aryl, optionally substituted heteroaryl, $-\text{Si}(R^6)_3$, $-\text{OR}^6$, or $-\text{S}(\text{O})_2R^7$. In some embodiments, R^3 is C_{2-8} alkyl, halo, haloalkyl, carbocyclyl, carbocyclalkyl, heterocyclyl, heterocyclalkyl, heteroalkyl, aryl, optionally substituted heteroaryl, $-\text{Si}(R^6)_3$, $-\text{OR}^6$, or $-\text{S}(\text{O})_2R^7$. In some embodiments, R^3 is C_{2-8} alkyl, halo, haloalkyl, carbocyclyl, carbocyclalkyl, heterocyclyl, heterocyclalkyl, or heteroalkyl. In some embodiments, R^3 is C_{2-8} alkyl, halo, haloalkyl, deuterioalkyl, or carbocyclyl, wherein R^3 is optionally substituted with halo, alkyl, alkoxy, hydroxy, $-\text{NR}^4R^5$, or $-\text{S}(\text{O})_2R^7$. In some embodiments, R^3 is C_{2-8} alkyl, C_{1-6} haloalkyl, or C_{3-6} carbocyclyl.

[00224] In some embodiments, R^3 is CF_3 , t-butyl, or cyclopropyl. In some embodiments, R^3 is C_{4-8} alkyl. In some embodiments, R^3 is t-butyl. In some embodiments, R^3 is haloalkyl. In some embodiments, R^3 is CF_3 . In some embodiments, R^3 is optionally substituted carbocyclyl. In some embodiments, R^3 is cyclopropyl.

[00225] In certain embodiments, R^3 is optionally substituted with halo, alkyl, hydroxy, alkoxy, $-\text{NR}^4R^5$, $-\text{S}(\text{O})_2R^7$ or fluoroalkyl. In some embodiments, R^3 is optionally substituted with chloro, fluoro, methyl, ethyl, propyl, iso-propyl, butyl, iso-butyl, sec-butyl, tert-butyl, hydroxy, methoxy, ethoxy, propoxy, iso-propoxy, dimethylamino, diethylamino, methylamino, amino, $-\text{S}(\text{O})_2\text{Me}$, or trifluoromethyl. In certain embodiments, R^3 is optionally substituted with chloro, fluoro, methyl, hydroxy, methoxy, dimethylamino, $-\text{S}(\text{O})_2\text{Me}$, or trifluoromethyl.

[00226] In some embodiments, R^8 and R^9 are each independently $-\text{H}$, C_{1-6} alkyl, C_{1-6} haloalkyl, halo, C_{3-6} carbocyclyl, C_{1-6} alkyl C_{3-6} carbocyclyl, C_{1-6} heteroalkyl, C_{3-6} heterocyclyl, C_{1-6} alkyl C_{3-6} heterocyclyl, $-\text{OH}$, $-\text{OR}^6$, $-\text{NR}^4R^5$, $-\text{C}(\text{O})\text{NR}^4R^5$, $-\text{CN}$, $-\text{S}(\text{O})_2R^7$, $-\text{C}(\text{O})_2\text{H}$, $-\text{C}(\text{O})R^6$, or $-\text{C}(\text{O})\text{OR}^6$ or R^8 and R^9 are taken together with the atom to which they are attached to form a ring containing 0-2 heteroatoms selected from the group consisting of $-\text{O}-$, $-\text{NH}-$, $-\text{NR}^6-$, $-\text{S}-$, and $-\text{S}(\text{O})_2-$. In some embodiments, R^8 and R^9 are each independently $-\text{H}$, C_{1-6} alkyl, halo, C_{3-6} carbocyclyl, methoxy, ethoxy, propoxy, iso-propoxy, $-\text{NH}_2$, $-\text{NMe}_2$, $-\text{NHMe}$, $-\text{NEt}_2$, $-\text{C}(\text{O})\text{NH}_2$, $-\text{C}(\text{O})\text{NMe}_2$, $-\text{C}(\text{O})\text{NHMe}$, or $-\text{CN}$. In some embodiments, R^8 and R^9 are each independently $-\text{H}$, C_{1-6} alkyl, C_{1-6} fluoroalkyl, halo, or C_{3-6} carbocyclyl. In some embodiments, R^8 and R^9 are each independently $-\text{H}$, C_{1-6} alkyl, or C_{3-6} carbocyclyl. In some embodiments, R^8 and R^9 are each independently $-\text{H}$ or C_{1-6} alkyl. In some embodiments, R^8 is $-\text{H}$ and R^9 is C_{1-6} alkyl, C_{1-6} fluoroalkyl, or C_{3-6} carbocyclyl. In some embodiments, R^8 is $-\text{H}$ and R^9 is alkyl. In some embodiments, R^8 is C_{1-6} alkyl, C_{1-6} fluoroalkyl, or C_{3-6} carbocyclyl and R^9 is $-\text{H}$. In some embodiments, R^8 is methyl and R^9 is $-\text{H}$. In some embodiments, R^8 and R^9 are $-\text{H}$. In some embodiments, R^8 and R^9 are C_{1-6} alkyl. In some embodiments, R^8 and R^9 are methyl.

[00227] In other embodiments, R^8 and R^9 are taken together with the atom to which they are attached to form a 3-, 4-, 5-, or 6-membered ring containing 0-2 heteroatoms selected from the

group consisting of $-O-$, $-NH-$, $-NR^6-$, $-S-$, and $-S(O)_2-$. In some embodiments, R^8 and R^9 are taken together with the atom to which they are attached to form a 3-, 4-, 5-, or 6-membered carbocyclic ring.

[00228] In some embodiments, R^{10} and R^{11} are each independently $-H$, alkyl, halo, haloalkyl, carbocyclyl, heteroalkyl, or $-OH$. In other embodiments, R^{10} and R^{11} are each independently $-H$, C_{1-6} alkyl, halo, C_{1-6} alkoxy, or $-OH$. In certain embodiments, R^{10} and R^{11} are each independently $-H$ or C_{1-6} alkyl. In certain embodiments, R^{10} and R^{11} are each independently $-H$, fluoro, chloro, methyl, ethyl, propyl, iso-propyl, butyl, iso-butyl, sec-butyl, or tert-butyl. In certain embodiments, R^{10} and R^{11} are each independently $-H$, fluoro, or methyl. In certain embodiments, R^{10} and R^{11} are each independently $-H$ or methyl. In certain embodiments, R^{10} and R^{11} are each independently $-H$ or fluoro. In certain embodiments, R^{10} and R^{11} are both $-H$. In certain embodiments, R^{10} and R^{11} are each independently $-H$ or methoxy. In certain embodiments, R^{10} and R^{11} are each independently $-H$ or $-OH$. In certain embodiments, R^{10} and R^{11} are each independently $-H$ or fluoro. In certain embodiments, R^{10} and R^{11} are each independently $-H$ or chloro.

[00229] In some embodiments, R^{10} and R^{11} are each independently $-H$, alkyl, halo, haloalkyl, carbocyclyl, heteroalkyl, or $-OH$, wherein at least one of R^{10} or R^{11} is not H . In other embodiments, R^{10} and R^{11} are each independently $-H$, C_{1-6} alkyl, halo, C_{1-6} alkoxy, or $-OH$, wherein at least one of R^{10} or R^{11} is not H . In certain embodiments, R^{10} and R^{11} are each independently $-H$ or C_{1-6} alkyl, wherein at least one of R^{10} or R^{11} is not H . In certain embodiments, R^{10} and R^{11} are each independently $-H$, fluoro, chloro, methyl, ethyl, propyl, iso-propyl, butyl, iso-butyl, sec-butyl, or tert-butyl, wherein at least one of R^{10} or R^{11} is not H . In certain embodiments, R^{10} and R^{11} are each independently $-H$, fluoro, or methyl, wherein at least one of R^{10} or R^{11} is not H . In certain embodiments, R^{10} and R^{11} are each independently $-H$ or methyl, wherein at least one of R^{10} or R^{11} is not H . In certain embodiments, R^{10} and R^{11} are each independently $-H$ or fluoro, wherein at least one of R^{10} or R^{11} is not H . In certain embodiments, R^{10} and R^{11} are each independently $-H$ or methoxy, wherein at least one of R^{10} or R^{11} is not H . In certain embodiments, R^{10} and R^{11} are each independently $-H$ or $-OH$, wherein at least one of R^{10} or R^{11} is not H . In certain embodiments, R^{10} and R^{11} are each independently $-H$ or fluoro, wherein at least one of R^{10} or R^{11} is not H . In certain embodiments, R^{10} and R^{11} are each independently $-H$ or chloro, wherein at least one of R^{10} or R^{11} is not H .

[00230] In some embodiments, R^{10} and R^{11} are methyl. In some embodiments, R^{10} and R^{11} are ethyl. In some embodiments, R^{10} and R^{11} are propyl. In some embodiments, R^{10} and R^{11} are fluoro. In some embodiments, R^{10} and R^{11} are chloro. In some embodiments, R^{10} and R^{11} are bromo. In some embodiments, R^{10} and R^{11} are methoxy. In some embodiments, R^{10} and R^{11} are ethoxy. In some embodiments, R^{10} and R^{11} are $-OH$.

[00231] In some embodiments, R^{10} and R^{11} are taken together with the atom to which they are attached to form a 3-, 4-, 5-, or 6- membered ring. In some embodiments, R^{10} and R^{11} are taken

together with the atom to which they are attached to form a cyclopropyl, cyclobutyl, cyclopentyl, or cyclohexyl. In some embodiments, R^{10} and R^{11} are taken together with the atom to which they are attached to form a cyclopropyl.

[00232] In certain embodiments, R^{10} and R^{11} are optionally substituted with halo, alkyl, hydroxy, alkoxy, or fluoroalkyl. In some embodiments, R^{10} and R^{11} are optionally substituted with fluoro or C_{1-6} alkyl. In some embodiments, R^{10} and R^{11} are optionally substituted with fluoro or methyl.

[00233] In some embodiments, R^{12} is hydrogen, C_{1-6} alkyl, C_{1-6} haloalkyl, C_{1-6} deuterioalkyl, C_{3-6} carbocyclyl, C_{3-6} carbocyclyl C_{1-6} alkyl, C_{3-6} heterocyclyl, C_{3-6} heterocyclyl C_{1-6} alkyl. In some embodiments, R^{12} is hydrogen, alkyl, haloalkyl, hydroxy, halo, carbocyclyl, or heteroalkyl. In some embodiments, R^{12} is hydrogen, C_{1-6} alkyl, C_{1-6} fluoroalkyl, carbocyclyl, or heterocyclylalkyl. In certain embodiments, R^{12} is C_{1-6} alkyl or C_{1-6} fluoroalkyl. In some embodiments, R^{12} is C_{1-6} alkyl, C_{1-6} haloalkyl, C_{1-6} deuterioalkyl, C_{3-6} carbocyclyl, C_{3-6} carbocyclyl C_{1-6} alkyl, C_{3-6} heterocyclyl, C_{3-6} heterocyclyl C_{1-6} alkyl. In some embodiments, R^{12} is alkyl, haloalkyl, hydroxy, halo, carbocyclyl, or heteroalkyl. In some embodiments, R^{12} is C_{1-6} alkyl, C_{1-6} fluoroalkyl, carbocyclyl, or heterocyclylalkyl. In certain embodiments, R^{12} is C_{1-6} alkyl or C_{1-6} fluoroalkyl. In certain embodiments, R^{12} is hydrogen. In some embodiments, R^{12} is C_{1-6} alkyl. In some embodiments, R^{12} is C_{1-3} alkyl. In some embodiments, R^{12} is C_{2-8} alkyl. In some embodiments, R^{12} is C_{3-6} alkyl. In some embodiments, R^{12} is methyl. In some embodiments, R^{12} is ethyl. In some embodiments, R^{12} is propyl. In some embodiments, R^{12} is i-propyl. In some embodiments, R^{12} is t-butyl. In some embodiments, R^{12} is butyl. In some embodiments, R^{12} is isobutyl. In some embodiments, R^{12} is sec-butyl. In some embodiments, R^{12} is carbocyclyl. In some embodiments, R^{12} is cyclopropyl. In some embodiments, R^{12} is cyclobutyl. In some embodiments, R^{12} is cyclopentyl. In some embodiments, R^{12} is cyclohexyl. In some embodiments, R^{12} is trifluoromethyl. In some embodiments, R^{12} is hydroxyalkyl. In some embodiments, R^{12} is deuteromethyl.

[00234] In certain embodiments, R^{12} is optionally substituted with halo, alkyl, hydroxy, alkoxy, or fluoroalkyl. In some embodiments, R^{12} is optionally substituted with fluoro or C_{1-6} alkyl. In some embodiments, R^{12} is optionally substituted with fluoro or methyl.

[00235] In some embodiments, R^4 and R^5 are each independently $-H$, optionally substituted alkyl, fluoroalkyl, optionally substituted carbocyclyl, optionally substituted carbocyclylalkyl, optionally substituted heterocyclyl, optionally substituted heterocyclylalkyl, $-S(O)_2R^7$, or $-C(O)N(R^{13})_2$. In some embodiments, R^4 and R^5 are each independently $-H$, C_{1-6} alkyl, C_{1-6} fluoroalkyl, C_{3-6} carbocyclyl, C_{1-6} carbocyclylalkyl, C_{2-6} heterocyclyl, C_{1-6} alkyl C_{3-6} heterocyclyl, $-S(O)_2R^7$, or $-C(O)N(R^{13})_2$. In some embodiments, R^4 and R^5 are each independently $-H$, C_{1-6} alkyl, C_{1-6} fluoroalkyl, C_{3-6} carbocyclyl, C_{3-5} heterocyclyl, or $-S(O)_2R^7$. In some embodiments, R^4 and R^5 are each independently $-H$, C_{1-6} alkyl, or $-S(O)_2R^7$. In some embodiments, R^4 and R^5 are each independently $-H$, methyl, ethyl, propyl, iso-propyl, butyl, sec-butyl, iso-butyl, tert-butyl, or $-$

$S(O)_2R^7$. In some embodiments, R^4 and R^5 are each independently $-H$, methyl, ethyl, propyl, or iso-propyl. In some embodiments, R^4 and R^5 are $-H$. In some embodiments, R^4 and R^5 are methyl. In some embodiments, R^4 is methyl and R^5 is ethyl. In some embodiments, R^4 is methyl and R^5 is propyl. In some embodiments, R^4 is methyl and R^5 is iso-propyl. In some embodiments, R^4 is H and R^5 is iso-propyl. In some embodiments, R^4 and R^5 are each independently $-H$ or $-C(O)N(R^{13})_2$.

[00236] In other embodiments, R^4 and R^5 attached to the same N atom are taken together with the N atom to which they are attached to form an optionally substituted 4-, 5-, or 6-membered ring heterocycle additionally containing 0-3 heteroatoms selected from $-O-$, $-NH-$, $-NR^6-$, $-S-$, and $-S(O)_2-$. In some embodiments, R^4 and R^5 attached to the same N atom are taken together with the N atom to which they are attached to form a 4-, 5- or 6-membered heterocycle additionally containing 0 or 1 oxygen heteroatom. In other embodiments, R^4 and R^5 attached to the same N atom are taken together with the N atom to which they are attached to form an optionally substituted 4-, 5-, or 6-membered ring heterocycle additionally containing 1 heteroatoms selected from $-O-$, $-NH-$, $-NR^6-$, $-S-$, and $-S(O)_2-$. In other embodiments, R^4 and R^5 attached to the same N atom are taken together with the N atom to which they are attached to form a 4-, 5-, or 6-membered ring heterocycle additionally containing 1 oxygen heteroatom. In other embodiments, R^4 and R^5 attached to the same N atom are taken together with the N atom to which they are attached to form a 4-, 5-, or 6-membered ring.

[00237] In certain embodiments, R^4 and R^5 are each independently optionally substituted with halo, alkyl, hydroxy, alkoxy, or fluoroalkyl. In some embodiments, R^4 and R^5 are each independently optionally substituted with fluoro or C_{1-6} alkyl. In some embodiments, R^4 and R^5 are each independently optionally substituted with fluoro or methyl.

[00238] In some embodiments, R^6 is optionally substituted alkyl, fluoroalkyl, optionally substituted aryl, optionally substituted carbocyclyl, or optionally substituted heterocyclyl. In some embodiments, R^6 is optionally substituted alkyl, fluoroalkyl, optionally substituted carbocyclyl, or optionally substituted heterocyclyl. In some embodiments, R^6 is alkyl, aryl, carbocyclyl, or heterocyclyl. In some embodiments, R^6 is alkyl, carbocyclyl, or heterocyclyl. In some embodiments, R^6 is alkyl, carbocyclyl, or fluoroalkyl. In some embodiments, R^6 is C_{1-6} alkyl, C_{1-6} fluoroalkyl, C_{3-6} carbocyclyl, or C_{3-6} heterocyclyl. In certain embodiments, R^6 is C_{1-6} alkyl. In certain embodiments, R^6 is methyl, ethyl, propyl, iso-propyl, butyl, sec-butyl, iso-butyl, or tert-butyl. In some embodiments, R^6 is optionally substituted phenyl.

[00239] In some embodiments, R^7 is alkyl, carbocyclyl, optionally substituted aryl, optionally substituted aralkyl, or optionally substituted heterocyclyl. In some embodiments, R^7 is C_{1-6} alkyl, C_{3-6} carbocyclyl, or aryl optionally substituted with halo or alkyl. In some embodiments, R^7 is C_{1-6} alkyl, C_{3-6} carbocyclyl, or phenyl optionally substituted with halo or alkyl. In some embodiments, R^7 is optionally substituted benzyl. In some embodiments, R^7 is C_{3-6} carbocyclyl. In some embodiments, R^7 is phenyl. In some embodiments, R^7 is phenyl substituted with 1-4 C_{1-6} alkyl or fluoro

substituents. In some embodiments, R^7 is phenyl substituted with a C_{1-6} alkyl or fluoro substituent. In some embodiments, R^7 is alkyl, carbocyclyl, aralkyl, or heterocyclyl.

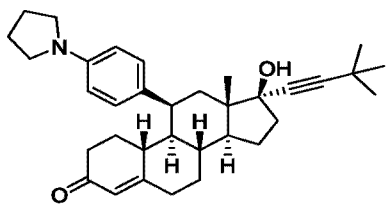
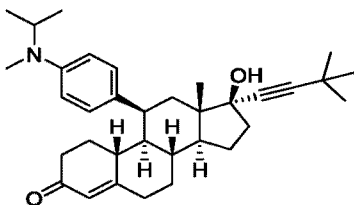
[00240] In certain embodiments, R^7 is optionally substituted with halo, alkyl, hydroxy, alkoxy, or fluoroalkyl. In some embodiments, R^7 is optionally substituted with fluoro or C_{1-6} alkyl. In some embodiments, R^7 is optionally substituted with fluoro or methyl.

[00241] In some embodiments, each R^{13} is independently hydrogen, optionally substituted alkyl, haloalkyl, optionally substituted carbocyclyl, optionally substituted heteroalkyl, optionally substituted aryl, optionally substituted aralkyl, optionally substituted heterocyclyl, or optionally substituted heteroaryl. In some embodiments, each R^{13} is independently hydrogen, optionally substituted alkyl, optionally substituted carbocyclyl, optionally substituted heteroalkyl, or optionally substituted aryl. In some embodiments, each R^{13} is independently optionally substituted alkyl, optionally substituted carbocyclyl, optionally substituted heteroalkyl, optionally substituted aryl, or heteroaryl. In some embodiments, each R^{13} is independently alkyl or aryl. In some embodiments, each R^{13} is independently hydrogen or C_{1-6} alkyl. In some embodiments, each R^{13} is independently hydrogen, methyl, ethyl, propyl, iso-propyl, butyl, iso-butyl, sec-butyl, tert-butyl, pentyl or hexyl. In some embodiments, each R^{13} is independently hydrogen, methyl, ethyl, propyl, iso-propyl, butyl, or tert-butyl. In some embodiments, each R^{13} is independently hydrogen or methyl. In some embodiments, R^{13} is H. In other embodiments, R^{13} is alkyl. In other embodiments, R^{13} is aryl.

[00242] Any combination of the groups described above for the various variables is contemplated herein. Throughout the specification, groups and substituents thereof are chosen by one skilled in the field to provide stable moieties and compounds.

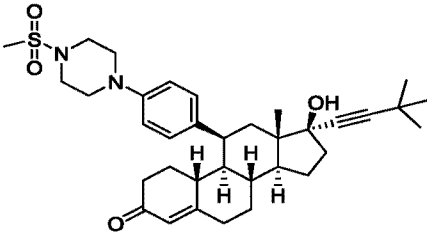
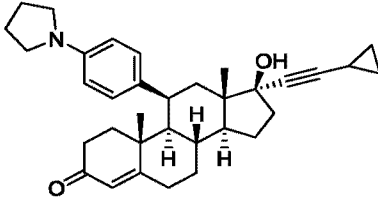
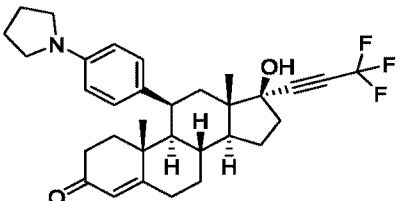
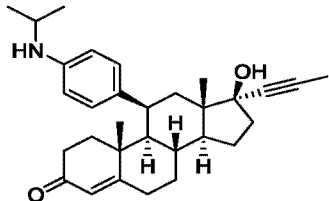
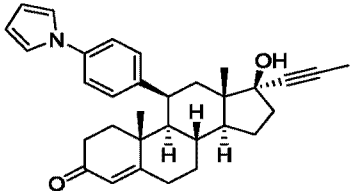
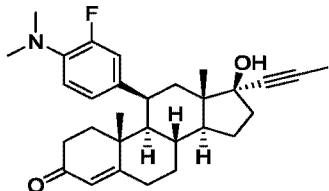
[00243] In some embodiments, the substituted steroidal derivative compound described in Formulas provided herein has a structure provided in Table 1.

TABLE 1

#	Structure	Mass, [M+H] ⁺	#	Structure	Mass, [M+H] ⁺
1		500.5	2		502.4

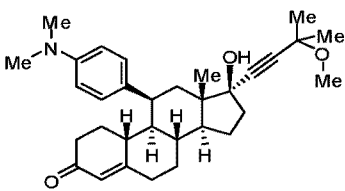
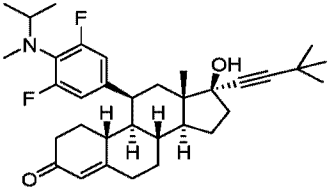
#	Structure	Mass, [M+H] ⁺	#	Structure	Mass, [M+H] ⁺
3		489.4	4		518.5
5		475.4	6		488.5
7		516.3	8		516.5
9		502.4	10		488.4
11		516.5	12		--
13		446.3	14		506.5

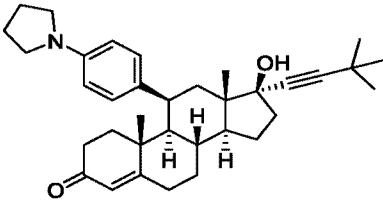
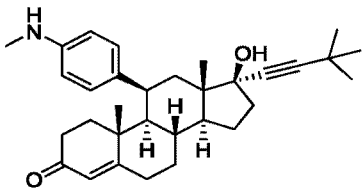
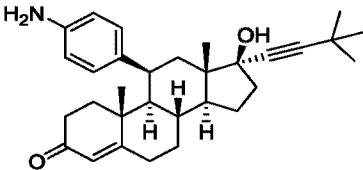
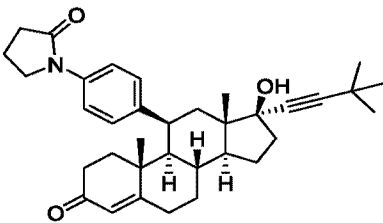
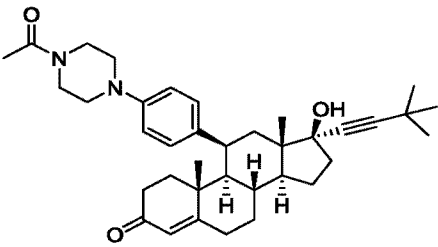
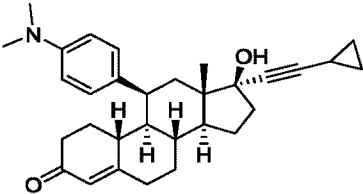
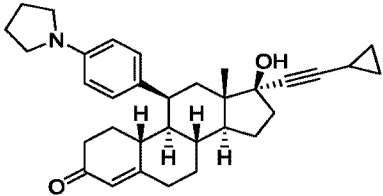
#	Structure	Mass, [M+H] ⁺	#	Structure	Mass, [M+H] ⁺
15		520.4	16		516.5
17		476.4	18		486.4
19		474.4	20		529.4
21		500.5	22		564.3
23		432.4	24		557.5
25		615.3	26		418.3

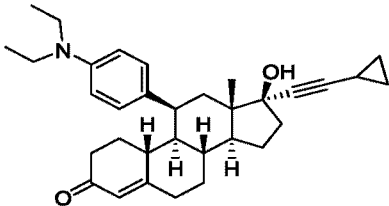
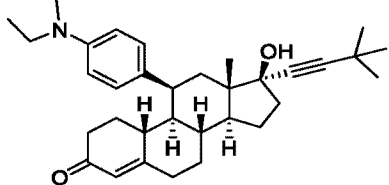
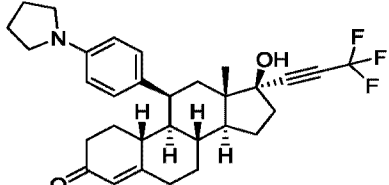
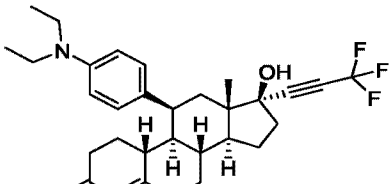
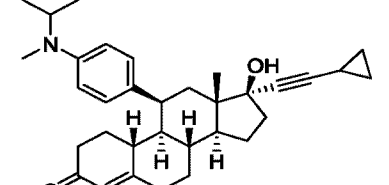
#	Structure	Mass, [M+H] ⁺	#	Structure	Mass, [M+H] ⁺
27		593.4	28		498.4
29		526.3	30		460.4
31		468.4	32		--

[00244] In some embodiments, the substituted steroidal derivative compound described in Formulas provided herein has a structure provided in Table 2.

TABLE 2

No.	Structure
1a	
2a	

No.	Structure
3a	
4a	
5a	
6a	
7a	
8a	
9a	

No.	Structure
10a	
11a	
12a	
13a	
14a	

Preparation of the Substituted Steroidal Derivative Compounds

[00245] The compounds used in the reactions described herein are made according to organic synthesis techniques known to those skilled in this art, starting from commercially available chemicals and/or from compounds described in the chemical literature. “Commercially available chemicals” are obtained from standard commercial sources including Acros Organics (Pittsburgh, PA), Aldrich Chemical (Milwaukee, WI, including Sigma Chemical and Fluka), Apin Chemicals Ltd. (Milton Park, UK), Avocado Research (Lancashire, U.K.), BDH Inc. (Toronto, Canada), Bionet (Cornwall, U.K.), Chemservice Inc. (West Chester, PA), Crescent Chemical Co. (Hauppauge, NY), Eastman Organic Chemicals, Eastman Kodak Company (Rochester, NY), Fisher Scientific Co. (Pittsburgh, PA), Fisons Chemicals (Leicestershire, UK), Frontier Scientific (Logan, UT), ICN

Biomedicals, Inc. (Costa Mesa, CA), Key Organics (Cornwall, U.K.), Lancaster Synthesis (Windham, NH), Maybridge Chemical Co. Ltd. (Cornwall, U.K.), Parish Chemical Co. (Orem, UT), Pfaltz & Bauer, Inc. (Waterbury, CN), Polyorganix (Houston, TX), Pierce Chemical Co. (Rockford, IL), Riedel de Haen AG (Hanover, Germany), Spectrum Quality Product, Inc. (New Brunswick, NJ), TCI America (Portland, OR), Trans World Chemicals, Inc. (Rockville, MD), and Wako Chemicals USA, Inc. (Richmond, VA).

[00246] Suitable reference books and treatise that detail the synthesis of reactants useful in the preparation of compounds described herein, or provide references to articles that describe the preparation, include for example, "Synthetic Organic Chemistry", John Wiley & Sons, Inc., New York; S. R. Sandler et al., "Organic Functional Group Preparations," 2nd Ed., Academic Press, New York, 1983; H. O. House, "Modern Synthetic Reactions", 2nd Ed., W. A. Benjamin, Inc. Menlo Park, Calif. 1972; T. L. Gilchrist, "Heterocyclic Chemistry", 2nd Ed., John Wiley & Sons, New York, 1992; J. March, "Advanced Organic Chemistry: Reactions, Mechanisms and Structure", 4th Ed., Wiley-Interscience, New York, 1992. Additional suitable reference books and treatise that detail the synthesis of reactants useful in the preparation of compounds described herein, or provide references to articles that describe the preparation, include for example, Fuhrhop, J. and Penzlin G. "Organic Synthesis: Concepts, Methods, Starting Materials", Second, Revised and Enlarged Edition (1994) John Wiley & Sons ISBN: 3-527-29074-5; Hoffman, R.V. "Organic Chemistry, An Intermediate Text" (1996) Oxford University Press, ISBN 0-19-509618-5; Larock, R. C. "Comprehensive Organic Transformations: A Guide to Functional Group Preparations" 2nd Edition (1999) Wiley-VCH, ISBN: 0-471-19031-4; March, J. "Advanced Organic Chemistry: Reactions, Mechanisms, and Structure" 4th Edition (1992) John Wiley & Sons, ISBN: 0-471-60180-2; Otera, J. (editor) "Modern Carbonyl Chemistry" (2000) Wiley-VCH, ISBN: 3-527-29871-1; Patai, S. "Patai's 1992 Guide to the Chemistry of Functional Groups" (1992) Interscience ISBN: 0-471-93022-9; Solomons, T. W. G. "Organic Chemistry" 7th Edition (2000) John Wiley & Sons, ISBN: 0-471-19095-0; Stowell, J.C., "Intermediate Organic Chemistry" 2nd Edition (1993) Wiley-Interscience, ISBN: 0-471-57456-2; "Industrial Organic Chemicals: Starting Materials and Intermediates: An Ullmann's Encyclopedia" (1999) John Wiley & Sons, ISBN: 3-527-29645-X, in 8 volumes; "Organic Reactions" (1942-2000) John Wiley & Sons, in over 55 volumes; and "Chemistry of Functional Groups" John Wiley & Sons, in 73 volumes.

[00247] Specific and analogous reactants are optionally identified through the indices of known chemicals prepared by the Chemical Abstract Service of the American Chemical Society, which are available in most public and university libraries, as well as through on-line databases (contact the American Chemical Society, Washington, D.C for more details). Chemicals that are known but not commercially available in catalogs are optionally prepared by custom chemical synthesis houses, where many of the standard chemical supply houses (*e.g.*, those listed above) provide custom synthesis services. A reference for the preparation and selection of pharmaceutical salts of the substituted

steroidal derivative compounds described herein is P. H. Stahl & C. G. Wermuth "Handbook of Pharmaceutical Salts", Verlag Helvetica Chimica Acta, Zurich, 2002.

Pharmaceutical Compositions of the Substituted Steroidal Derivative Compounds

[00248] In certain embodiments, the substituted steroidal derivative compound as described herein is administered as a pure chemical. In other embodiments, the substituted steroidal derivative compound described herein is combined with a pharmaceutically suitable or acceptable carrier (also referred to herein as a pharmaceutically suitable (or acceptable) excipient, physiologically suitable (or acceptable) excipient, or physiologically suitable (or acceptable) carrier) selected on the basis of a chosen route of administration and standard pharmaceutical practice as described, for example, in *Remington: The Science and Practice of Pharmacy* (Gennaro, 21st Ed. Mack Pub. Co., Easton, PA (2005)).

[00249] Provided herein is a pharmaceutical composition comprising at least one substituted steroidal derivative compound, or a stereoisomer, pharmaceutically acceptable salt, hydrate, solvate, or N-oxide thereof, together with one or more pharmaceutically acceptable carriers. The carrier(s) (or excipient(s)) is acceptable or suitable if the carrier is compatible with the other ingredients of the composition and not deleterious to the recipient (*i.e.*, the subject) of the composition.

[00250] One embodiment provides a pharmaceutical composition comprising a compound of any of the Formulas provided herein, or a pharmaceutically acceptable salt thereof, and a pharmaceutically acceptable excipient.

[00251] In certain embodiments, the substituted steroidal derivative compound as described by any of the Formulas provided herein is substantially pure, in that it contains less than about 5%, or less than about 1%, or less than about 0.1%, of other organic small molecules, such as unreacted intermediates or synthesis by-products that are created, for example, in one or more of the steps of a synthesis method.

[00252] Suitable oral dosage forms include, for example, tablets, pills, sachets, or capsules of hard or soft gelatin, methylcellulose or of another suitable material easily dissolved in the digestive tract. In some embodiments, suitable nontoxic solid carriers are used which include, for example, pharmaceutical grades of mannitol, lactose, starch, magnesium stearate, sodium saccharin, talcum, cellulose, glucose, sucrose, magnesium carbonate, and the like. (*See, e.g., Remington: The Science and Practice of Pharmacy* (Gennaro, 21st Ed. Mack Pub. Co., Easton, PA (2005)).

[00253] The dose of the composition comprising at least one substituted steroidal derivative compound as described herein differ, depending upon the patient's (*e.g.*, human) condition, that is, stage of the disease, general health status, age, and other factors.

[00254] Pharmaceutical compositions are administered in a manner appropriate to the disease to be treated (or prevented). An appropriate dose and a suitable duration and frequency of administration will be determined by such factors as the condition of the patient, the type and

severity of the patient's disease, the particular form of the active ingredient, and the method of administration. In general, an appropriate dose and treatment regimen provides the composition(s) in an amount sufficient to provide therapeutic and/or prophylactic benefit (e.g., an improved clinical outcome, such as more frequent complete or partial remissions, or longer disease-free and/or overall survival, or a lessening of symptom severity). Optimal doses are generally determined using experimental models and/or clinical trials. The optimal dose depends upon the body mass, weight, or blood volume of the patient.

[00255] Oral doses typically range from about 1.0 mg to about 1000 mg, one to four times, or more, per day.

Use of the Substituted Steroidal Derivative Compounds

Glucocorticoid Receptor Modulators

[00256] Mifepristone is a non-selective modulator of several nuclear receptors. Mifepristone has been referred to as a GR antagonist, a progesterone receptor (PR) antagonist, a GR partial agonist, an androgen receptor (AR) antagonist and an AR partial agonist in the scientific literature. The activity observed at multiple hormone receptors leads to various undesirable side effects and in some instances, the promotion of cancer. Thus, AR agonism is an undesirable feature for GR antagonists used in the treatment of cancer (e.g., AR positive or AR dependent cancers including “castration resistant” prostate cancer (CRPC), breast cancer, or ovarian cancer). Antagonists of GR that have minimized binding to other hormone receptors, such as the androgen receptor (AR), are needed to effectively treat the diseases described herein with reduced side effects.

[00257] Some embodiments provided herein describe compounds that are modulators of glucocorticoid receptors (GR). In some embodiments, the compounds alter the level and/or activity of GR. In some embodiments, the compounds described herein are GR inhibitors. In some embodiments, the GR inhibitors are GR antagonists. In some instances, glucocorticoid receptor antagonists bind to the receptor and prevent glucocorticoid receptor agonists from binding and eliciting GR mediated events, including transcription. Thus, in some embodiments, the compounds described herein inhibit GR transcriptional activation activity. In some embodiments, the compounds described herein are selective GR antagonists. In some embodiments, the compounds described herein are not GR agonists. In some embodiments, the compounds described herein are not GR partial agonists. In some embodiments, the GR inhibitors lessen cortisol activity in cells and make secondary therapeutic agents more effective.

[00258] GR antagonists are useful for treating or preventing weight gain (e.g., Olanzapine induced weight gain), uterine fibrosis, alcoholism, alcohol abuse disorders, cocaine dependence, bipolar depression, adrenal hypercortisolism, post-traumatic stress disorder, anxiety disorders, mood disorders, hyperglycemia, and to induce abortion.

[00259] In some embodiments, the GR inhibitors described herein are also androgen receptor (AR) signaling inhibitors. In certain embodiments, the AR signaling inhibitors are AR antagonists. In some instances, AR antagonists bind to AR and prevent AR agonists from binding and eliciting AR mediated events, including transcription. In other embodiments, the GR inhibitors are not androgen receptor (AR) signaling inhibitors. In these instances, the GR inhibitors do not significantly activate AR levels and/or activity. In some embodiments, the GR inhibitors are not AR agonists.

[00260] In some embodiments, the GR inhibitors described herein have minimized binding to the androgen receptor (AR). In some embodiments, the compounds described herein are not AR agonists. In some embodiments, the compounds described herein are not partial AR agonists. In some embodiments, the compounds described herein have minimized partial AR agonism compared to mifepristone.

[00261] In some embodiments, the GR inhibitors described herein are not partial AR agonists or partial GR agonists.

[00262] In some embodiments, the GR inhibitors described herein do not modulate progesterone receptors. In some embodiments, the GR inhibitors described herein are not progesterone receptor (PR) inhibitors. In these instances, the GR inhibitors do not significantly activate PR levels and/or activity. In some embodiments, the GR inhibitors are not PR agonists. In some embodiments, the GR inhibitors are not PR partial agonists. In some embodiments, the GR inhibitors are not PR antagonists.

[00263] In some embodiments, the GR inhibitors (e.g., GR antagonists) are selective inhibitors. In some embodiments, use of the GR inhibitors in a patient does not cause or result in vaginal bleeding, cramping, nausea, vomiting, diarrhea, dizziness, back pain, weakness, tiredness, or combinations thereof. In certain embodiments, use of the GR inhibitors in a patient does not cause or result in vaginal bleeding. In certain embodiments, use of the GR inhibitors in a patient does not cause or result in cramping. In some embodiments, use of the GR inhibitors in a patient does not cause or result in allergic reactions, low blood pressure, loss of consciousness, shortness of breath, rapid heartbeat, or combinations thereof.

Methods of Treatment

Cancer

[00264] One embodiment provides a method of treating cancer in a subject in need thereof, comprising administering to the subject a compound of any of the Formulas provided herein, or a pharmaceutically acceptable salt thereof. In some embodiments, a GR inhibitor described herein is used in combination with a second therapeutic agent (e.g., an anti-cancer agent) for treating cancer. In some embodiments, the combination of the GR inhibitor with the second therapeutic agent (e.g., an anti-cancer agent) provides a more effective initial therapy for treating cancer compared to the second therapeutic agent (e.g., an anti-cancer agent) administered alone. In some embodiments, a

GR inhibitor described herein is used in combination with one or more additional therapeutic agents (e.g., anti-cancer agents) for treating cancer. In some embodiments, the combination of the GR inhibitor with the one or more additional therapeutic agents (e.g., an anti-cancer agents) provides a more effective initial therapy for treating cancer compared to the one or more therapeutic agents (e.g., an anti-cancer agents) administered alone.

[00265] In some embodiments, the cancer is chemoresistant cancer, radio resistant cancer, or refractory cancer. In some embodiments, the cancer is relapsed cancer, persistent cancer, or recurrent cancer. Another embodiment provided herein describes a method of reducing incidences of cancer recurrence. Also provided here in some embodiments, is a method for treating a chemo-resistant cancer.

Prostate Cancer

[00266] Prostate cancer is the second most common cause of cancer death in men in the United States, and approximately one in every six American men will be diagnosed with the disease during his lifetime. Treatment aimed at eradicating the tumor is unsuccessful in 30% of men.

[00267] One embodiment provides a method of treating prostate cancer in a subject in need thereof, comprising administering to the subject a compound of any of the Formulas provided herein, or a pharmaceutically acceptable salt thereof. In some embodiments, a GR inhibitor described herein is used in combination with a second therapeutic agent (e.g., an anti-cancer agent) for treating prostate cancer. In some embodiments, the combination of the GR inhibitor with the second therapeutic agent (e.g., an anti-cancer agent) provides a more effective initial therapy for treating prostate cancer compared to the second therapeutic agent (e.g., an anti-cancer agent) administered alone. In some embodiments, a GR inhibitor described herein is used in combination with one or more additional therapeutic agents (e.g., anti-cancer agents) for treating prostate cancer. In some embodiments, the combination of the GR inhibitor with the one or more additional therapeutic agents (e.g., an anti-cancer agents) provides a more effective initial therapy for treating prostate cancer compared to the one or more therapeutic agents (e.g., an anti-cancer agents) administered alone.

[00268] In some embodiments, the prostate cancer is chemoresistant cancer, radio resistant cancer, antiandrogen resistant, or refractory cancer. In some embodiments, the prostate cancer is relapsed cancer, persistent cancer, or recurrent cancer.

[00269] In some embodiments, the prostate cancer is acinar adenocarcinoma, atrophic carcinoma, foamy carcinoma, colloid carcinoma, or signet ring carcinoma. In some embodiments, the prostate cancer is ductal adenomcarcinoma, transitional cell cancer, urothelial cancer, squamous cell cancer, carcinoid cancer, small cell cancer, sarcoma cancer, or sarcomatoid cancer. In some embodiments, the prostate cancer is metastatic castration-resistant prostate cancer, doubly-resistant prostate cancer, castration-resistant prostate cancer, hormone-resistant prostate cancer, androgen-independent, or androgen-refractory cancer.

[00270] In some instances, antiandrogens are useful for the treatment of prostate cancer during its early stages. In some instances, prostate cancer cells depend on androgen receptor (AR) for their proliferation and survival. Some prostate cancer patients are physically castrated or chemically castrated by treatment with agents that block production of testosterone (e.g. GnRH agonists), alone or in combination with antiandrogens, which antagonize effects of any residual testosterone.

[00271] In some instances, prostate cancer advances to a hormone-refractory state in which the disease progresses despite continued androgen ablation or antiandrogen therapy. The hormone-refractory state to which most patients eventually progresses in the presence of continued androgen ablation or anti-androgen therapy is known as “castration resistant” prostate cancer (CRPC). CRPC is associated with an overexpression of AR. AR is expressed in most prostate cancer cells and overexpression of AR is necessary and sufficient for androgen-independent growth of prostate cancer cells. Failure in hormonal therapy, resulting from development of androgen-independent growth, is an obstacle for successful management of advanced prostate cancer.

[00272] While a small minority of CRPC does bypass the requirement for AR signaling, the vast majority of CRPC, though frequently termed “androgen independent prostate cancer” or “hormone refractory prostate cancer,” retains its lineage dependence on AR signaling.

[00273] Recently approved therapies that target androgen receptor (AR) signaling such as abiraterone and enzalutamide have been utilized for treating CRPC. Despite these successes, sustained response with these agents is limited by acquired resistance which typically develops within 6-12 months. Doubly resistant prostate cancer is characterized in that tumor cells have become castration resistant and overexpress AR, a hallmark of CRPC. However, cells remain resistant when treated with second generation antiandrogens. Doubly resistant prostate cancer cells are characterized by a lack of effectiveness of second generation antiandrogens in inhibiting tumor growth.

[00274] As discussed above, resistant prostate cancer (e.g., doubly resistant and castration resistant prostate cancers) occurs when cancer cells overexpress androgen receptors (AR). AR target gene expression is inhibited when the cells are treated with a second generation antiandrogen. In some instances, increased signaling through the glucocorticoid receptor (GR) compensates for inhibition of androgen receptor signaling in resistant prostate cancer. Double resistant prostate cancer develops when expression of a subset of those AR target genes is restored. In some instances, GR activation is responsible for this target gene activation. In some embodiments, GR transcription is activated in patients susceptible to or suffering from resistant prostate cancer (e.g., doubly resistant and castration resistant prostate cancers). In some instances, GR upregulation in cancer cells confers resistance to antiandrogens.

[00275] Some embodiments provided herein describe the use of the GR inhibitors for treating prostate cancer in a subject in need thereof, including doubly resistant prostate cancer and castration resistant prostate cancer. In some embodiments, the subject in need has elevated tumor GR

expression. In some embodiments, the GR inhibitor is also an AR signaling inhibitor or antiandrogen.

[00276] In some embodiments, the GR inhibitor is used in combination with a second therapeutic agent. In some embodiments, the GR inhibitor is used in combination with one or more additional therapeutic agents. In some embodiments, the second or additional agent is an anti-cancer agent. In certain embodiments, the anti-cancer agent is useful for AR positive or AR negative prostate cancer.

[00277] In some embodiments, the second or additional agent is an AR signaling inhibitor or antiandrogen. In certain embodiments, the AR signaling inhibitor is an AR antagonist. In some embodiments, the second or additional therapeutic agent is selected from finasteride, dutasteride, alfatradiol, cyproterone acetate, spironolactone, danazol, gestrinone, ketoconazole, abiraterone acetate, enzalutamide, ARN-509, danazol, gestrinone, danazol, simvastatin, aminoglutethimide, atorvastatin, simvastatin, progesterone, cyproterone acetate, medroxyprogesterone acetate, megestrol acetate, chlormadinone acetate, spironolactone, drospirenone, estradiol, ethinyl estradiol, diethylstilbestrol, conjugated equine estrogens, buserelin, deslorelin, gonadorelin, goserelin, histrelin, leuporelin, nafarelin, triptorelin, abarelix, cetrorelix, degarelix, ganirelix, or any combinations or any salts thereof. In some embodiments, the second or additional therapeutic agent is selected from flutamide, nilutamide, bicalutamide, enzalutamide, apalutamide, cyproterone acetate, megestrol acetate, chlormadinone acetate, spironolactone, canrenone, drospirenone, ketoconazole, topilutamide, cimetidine, or any combinations or any salts thereof. In some embodiments, the AR signaling inhibitor is 3,3'-diindolylmethane (DIM), abiraterone acetate, ARN-509, bexlosteride, bicalutamide, dutasteride, epristeride, enzalutamide, finasteride, flutamide, izonsteride, ketoconazole, N-butylbenzene-sulfonamide, nilutamide, megestrol, steroidal antiandrogens, turosteride, or any combinations thereof. In some embodiments, the AR signaling inhibitor is flutamide, nilutamide, bicalutamide, or megestrol. In some embodiments, the AR signaling inhibitor is ARN-509. In other embodiments, the AR signaling inhibitor is enzalutamide.

[00278] In some embodiments, the anti-cancer agent is mitoxantrone, estramustine, etoposide, vinblastine, carboplatin, vinorelbine, paclitaxel, daunomycin, darubicin, epirubicin, docetaxel, cabazitaxel, or doxorubicin. In some embodiments, the anti-cancer agent is paclitaxel, daunomycin, darubicin, epirubicin, docetaxel, cabazitaxel, or doxorubicin. In certain embodiments, the anti-cancer agent is docetaxel.

Breast Cancer

[00279] Breast cancer is the second leading cause of cancer among women in the United States. Triple-negative breast cancers are among the most aggressive and difficult to treat of all the breast cancer types. Triple-negative breast cancer is a form of the disease in which the three receptors that fuel most breast cancer growth – estrogen, progesterone and the HER-2 – are not present. Because the tumor cells lack these receptors, treatments that target estrogen, progesterone and HER-2 are

ineffective. Approximately 40,000 women are diagnosed with triple-negative breast cancer each year. It is estimated that more than half of these women's tumor cells express significant amounts of GR.

[00280] In some instances, GR expression is associated with a poor prognosis in estrogen receptor (ER)-negative early stage breast cancer. In some instances, GR activation in triple-negative breast cancer cells initiates an anti-apoptotic gene expression profile that is associated with inhibiting chemotherapy-induced tumor cell death. GR activity in these cancer cells correlate with chemotherapy resistance and increased recurrence of cancer.

[00281] Provided herein in some embodiments are methods of treating breast cancer, the method comprising administering to a subject in need thereof a compound of any of the Formulas provided herein, or a pharmaceutically acceptable salt thereof. In some embodiments, a GR inhibitor described herein is used in combination with a second therapeutic agent (e.g., a chemotherapeutic agent) for treating breast cancer. In some embodiments, the combination of the GR inhibitor with the second therapeutic agent (e.g., a chemotherapeutic agent) provides a more effective initial therapy for treating breast cancer compared to the second therapeutic agent (e.g., a chemotherapeutic agent) administered alone. In some embodiments, a GR inhibitor described herein is used in combination with one or more additional therapeutic agents (e.g., anti-cancer agents) for treating breast cancer. In some embodiments, the combination of the GR inhibitor with the one or more additional therapeutic agents (e.g., an anti-cancer agents) provides a more effective initial therapy for treating breast cancer compared to the one or more therapeutic agents (e.g., an anti-cancer agents) administered alone.

[00282] In some embodiments, the breast cancer is chemoresistant cancer, radio resistant cancer, or refractory cancer. In some embodiments, the breast cancer is relapsed cancer, persistent cancer, or recurrent cancer. Breast cancers may include, but are not limited to, ductal carcinoma, invasive ductal carcinoma, tubular carcinoma of the breast, medullary carcinoma of the breast, mucinous carcinoma of the breast, papillary carcinoma of the breast, cribriform carcinoma of the breast, invasive lobular carcinoma, inflammatory breast cancer, lobular carcinoma in situ, male breast cancer, Paget disease of the nipple, phyllodes tumor of the breast, recurrent and metastatic breast cancer, triple-negative breast cancer, or combinations thereof.

[00283] In some embodiments, the breast cancer is recurrent and metastatic breast cancer, triple-negative breast cancer, or combinations thereof. In some embodiments, the breast cancer is chemoresistant triple-negative breast cancer or estrogen receptor (ER) negative breast cancer. In some embodiments, the breast cancer is chemoresistant triple-negative breast cancer. In some embodiments, the breast cancer is estrogen receptor (ER) negative breast cancer. In some embodiments, the breast cancer is GR+ triple-negative breast cancer. In some embodiments, the breast cancer is GR+ estrogen receptor (ER) negative breast cancer.

[00284] Some embodiments provided herein describe the use of GR inhibitors for treating breast cancer in a patient, including triple negative breast cancer or ER negative breast cancer. In some embodiments, GR inhibitors inhibit the anti-apoptotic signaling pathways of GR and increase the cytotoxic efficiency of secondary chemotherapeutic agents. In some embodiments, the GR inhibitors described herein enhance the efficacy of chemotherapy in breast cancer patients, such as triple negative breast cancer patients. In some embodiments, the breast cancer patient has elevated tumor GR expression.

[00285] In some embodiments, a GR inhibitor described herein is used in combination with a second therapeutic agent, such as chemotherapy or immunotherapy. In some embodiments, a GR inhibitor described herein is used in combination with one or more additional therapeutic agents. In some embodiments, the second or additional chemotherapeutic agent is cisplatin, carboplatin, cyclophosphamide, capecitabine, gemcitabine, paclitaxel, nab-paclitaxel, altretamine, docetaxel, epirubicin, melphalan, methotrexate, mitoxantrone, ixabepilone, ifosfamide, irinotecan, eribulin, etoposide, doxorubicin, liposomal doxorubicin, camptothecin, pemetrexed, topotecan, vinorelbine, daunorubicin, fluorouracil, mitomycin, thiotepa, vincristine, everolimus, veliparib, glembatumumab vedotin, pertuzumab, trastuzumab, or any combinations or any salts thereof. In some embodiments, the second or additional therapeutic agent is an anti-PD-L1 agent. In certain embodiments, the anti-PD-L1 agent is MPDL3280A or avelumab. In some embodiments, the second or additional therapeutic agent is an anti-PD1 agent. In certain embodiments, the anti-PD1 agent is nivolumab or pembrolizumab.

[00286] Some embodiments provided herein describe methods of treating estrogen positive breast cancer. In some instances, estrogen positive breast cancer patients become resistant to estrogen receptor modulators. In some embodiments, the GR inhibitors described herein enhance the efficacy of estrogen receptor modulators in estrogen positive breast cancer patients. In some embodiments, the breast cancer patient has elevated tumor GR expression. In some embodiments, a GR inhibitor described herein is used in combination with an estrogen receptor modulator. In some embodiments, the estrogen receptor modulator is tamoxifen, raloxifene, toremifene, tibolone, fulvestrant, lasofoxifene, clomifene, ormeloxifene, or ospemifene. In some embodiments, the estrogen receptor modulator is tamoxifen, raloxifene, toremifene, tibolone, or fulvestrant. In some embodiments, the estrogen receptor modulator is tamoxifen, raloxifene, or toremifene. In certain embodiments, the estrogen receptor modulator is tamoxifen.

Ovarian Cancer

[00287] Ovarian cancer is the leading cause of death from gynecologic malignancies. Some ovarian cancers (e.g., high grade serous ovarian cancer) are initially sensitive to platinum-based therapy, but relapse rates remain high.

[00288] One embodiment provides a method of treating ovarian cancer in a patient in need thereof, comprising administering to the patient a compound of any of the Formulas provided

herein, or a pharmaceutically acceptable salt thereof. In some embodiments, the patient has elevated tumor GR expression. In some embodiments, a GR inhibitor described herein is used in combination with a second therapeutic agent (e.g., a chemotherapeutic agent) for treating ovarian cancer. In some embodiments, the combination of the GR inhibitor with the second therapeutic agent (e.g., a chemotherapeutic agent) provides a more effective initial therapy for treating ovarian cancer compared to the second therapeutic agent (e.g., a chemotherapeutic agent) administered alone. In some embodiments, a GR inhibitor described herein is used in combination with one or more additional therapeutic agents (e.g., anti-cancer agents) for treating ovarian cancer. In some embodiments, the combination of the GR inhibitor with the one or more additional therapeutic agents (e.g., an anti-cancer agents) provides a more effective initial therapy for treating ovarian cancer compared to the one or more therapeutic agents (e.g., an anti-cancer agents) administered alone.

[00289] In some instances, GR activation increases resistance to chemotherapy in ovarian cancer (e.g., high-grade serous ovarian cancer). In some instances, GR activation significantly inhibits chemotherapy induced apoptosis in ovarian cancer cells. Provided herein in some embodiments are methods of treating ovarian cancer in a subject, the method comprising treating the subject with a GR inhibitor (e.g., GR antagonist) to improve sensitivity to chemotherapy. In some embodiments, the ovarian cancer has become resistant to chemotherapy. In some embodiments, the ovarian cancer cells are resistant to cisplatin, paclitaxel, carboplatin, gemcitabine, alone or in combination. In some embodiments, the GR inhibitor or antagonist reverses the cell survival effect.

[00290] Ovarian cancers may include, but are not limited to, epithelial ovarian cancers, such as serous epithelial ovarian cancer, endometrioid epithelial ovarian cancer, clear cell epithelial ovarian cancer, mucinous epithelial ovarian cancer, undifferentiated or unclassifiable epithelial ovarian cancer, refractory ovarian cancer, sex cord-stromal tumors, Sertoli and Sertoli-Leydig cell tumors, germ cell tumors, such as dysgerminoma and nondysgerminomatous tumors, Brenner tumors, primary peritoneal carcinoma, fallopian tube cancer, or combinations thereof.

[00291] In some embodiments, the GR inhibitor is used in combination with at least a second therapeutic agent, such as chemotherapy or immunotherapy. In some embodiments, the GR inhibitor is used in combination with one or more additional therapeutic agents. In some embodiments, the second or additional chemotherapeutic agent is cisplatin, carboplatin, cyclophosphamide, capecitabine, gemcitabine, paclitaxel, nab-paclitaxel, altretamine, docetaxel, epirubicin, melphalan, methotrexate, mitoxantrone, ixabepilone, ifosfamide, irinotecan, eribulin, etoposide, doxorubicin, liposomal doxorubicin, camptothecin, pemetrexed, topotecan, vinorelbine, daunorubicin, fluorouracil, mitomycin, thiotepa, vincristine, everolimus, veliparib, glembatumumab vedotin, pertuzumab, trastuzumab, or any combinations or any salts thereof. In some embodiments, the second or additional chemotherapeutic agent is gemcitabine. In some embodiments, the second or additional chemotherapeutic agent is carboplatin. In some embodiments, the second or additional

chemotherapeutic agent is cisplatin. In some embodiments, the second or additional agent is paclitaxel. In some embodiments, the GR inhibitor is used in combination with gemcitabine and carboplatin. In some embodiments, the GR inhibitor is used in combination with carboplatin and cisplatin. In some embodiments, the second or additional therapeutic agent is an anti-PD-L1 agent. In certain embodiments, the anti-PD-L1 agent is MPDL3280A or avelumab. In some embodiments, the second or additional therapeutic agent is an anti-PD1 agent. In certain embodiments, the anti-PD1 agent is nivolumab or pembrolizumab.

Non-Small Cell Lung Cancer

[00292] One embodiment provides a method of treating non-small cell lung cancer (NSCLC) in a patient in need thereof, comprising administering to the patient a compound of any of the Formulas provided herein, or a pharmaceutically acceptable salt thereof. In some embodiments, the patient has elevated tumor GR expression. In some embodiments, a GR inhibitor described herein is used in combination with a second therapeutic agent (e.g., a chemotherapeutic agent) for treating NSCLC. In some embodiments, the combination of the GR inhibitor with the second therapeutic agent (e.g., a chemotherapeutic agent) provides a more effective initial therapy for treating NSCLC compared to the second therapeutic agent (e.g., a chemotherapeutic agent) administered alone. In some embodiments, a GR inhibitor described herein is used in combination with one or more additional therapeutic agents (e.g., anti-cancer agents) for treating NSCLC. In some embodiments, the combination of the GR inhibitor with the one or more additional therapeutic agents (e.g., an anti-cancer agents) provides a more effective initial therapy for treating NSCLC compared to the one or more therapeutic agents (e.g., an anti-cancer agents) administered alone.

[00293] In some embodiments, the GR inhibitor is used in combination with at least a second therapeutic agent, such as a chemotherapeutic agent or immunotherapy. In some embodiments, the GR inhibitor is used in combination with one or more additional therapeutic agents. In some embodiments, the second or additional chemotherapeutic agent is cisplatin, carboplatin, cyclophosphamide, capecitabine, gemcitabine, paclitaxel, nab-paclitaxel, altretamine, docetaxel, epirubicin, melphalan, methotrexate, mitoxantrone, ixabepilone, ifosfamide, irinotecan, eribulin, etoposide, doxorubicin, liposomal doxorubicin, camptothecin, pemetrexed, topotecan, vinorelbine, vinblastine, daunorubicin, fluorouracil, mitomycin, thiotepa, vincristine, everolimus, veliparib, glembatumumab vedotin, pertuzumab, trastuzumab, or any combinations or any salts thereof. In some embodiments, the second or additional chemotherapeutic agent is gemcitabine. In some embodiments, the second or additional chemotherapeutic agent is carboplatin. In some embodiments, the second or additional chemotherapeutic agent is cisplatin. In some embodiments, the second or additional agent is paclitaxel. In some embodiments, the GR inhibitor is used in combination with gemcitabine and carboplatin. In some embodiments, the GR inhibitor is used in combination with carboplatin and cisplatin. In some embodiments, the second or additional therapeutic agent is an anti-PD-L1 agent. In certain embodiments, the anti-PD-L1 agent is

MPDL3280A or avelumab. In some embodiments, the second or additional therapeutic agent is an anti-PD1 agent. In certain embodiments, the anti-PD1 agent is nivolumab or pembrolizumab.

Hypocortisolism/Cushing's disease

[00294] One embodiment provides a method of treating hypocortisolism or Cushing's disease in a patient in need thereof, comprising administering to the patient a compound of any of the Formulas provided herein, or a pharmaceutically acceptable salt thereof.

[00295] Types of Cushing's disease include, but are not limited to, recurrent Cushing's disease, refractory Cushing's disease, persistent Cushing's disease, endogenous Cushing's disease, spontaneous hypocortisolism, Adrenocorticotrophic hormone dependent, Adrenocorticotrophic hormone independent, or combinations thereof.

[00296] Causes of hypocortisolism may include, but are not limited to, prolonged exposure to cortisol, a tumor that produces excessive cortisol, a tumor that results in the excess production of cortisol, or combinations thereof.

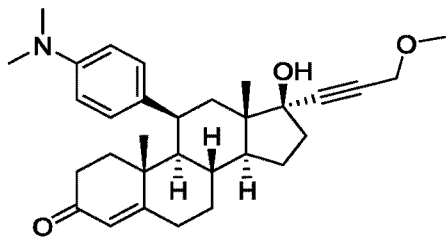
[00297] Other embodiments and uses will be apparent to one skilled in the art in light of the present disclosures. The following examples are provided merely as illustrative of various embodiments and shall not be construed to limit the invention in any way.

EXAMPLES

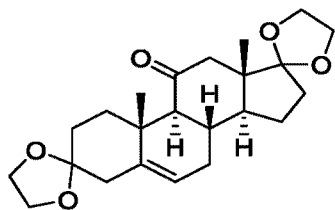
I. Chemical Synthesis

[00298] Unless otherwise noted, reagents and solvents were used as received from commercial suppliers. Anhydrous solvents and oven-dried glassware were used for synthetic transformations sensitive to moisture and/or oxygen. Yields were not optimized. Reaction times are approximate and were not optimized. Column chromatography and thin layer chromatography (TLC) were performed on silica gel unless otherwise noted.

Example 1. Compound 17. (8S,9R,10R,11S,13S,14S,17S)-11-(4-(Dimethylamino)phenyl)-17-hydroxy-17-(3-methoxyprop-1-yn-1-yl)-10,13-dimethyl-1,2,6,7,8,9,10,11,12,13,14,15,16,17-tetradecahydro-3H-cyclopenta[a]phenanthrene-3-one

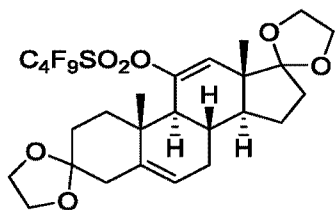


[00299] STEP A. (8'S,9'S,10'R,13'S,14'S)-10',13'-Dimethyl-1',2',4',7',8',9',10',12',13',14',15',16'-dodecahydro-11'H-dispiro[[1,3]dioxolane-2,3'-cyclopenta[a]phenanthrene-17',2''-[1,3]dioxolan]-11'-one



[00300] Adrenosterone (50.2 g, 1 eq) was dissolved in 390 ml DCM with 91 g of trimethylorthoformate (5.2 eq) and 119 g of ethylene glycol (11.5 eq). Toluenesulfonic acid (1.9 g, 0.06 eq) was added. The reaction was heated to 40 °C for 18 h. The dark colored solution was quenched with 4 ml pyridine. The reaction was concentrated to remove solvents. The residue was taken up in DCM and washed with water. The organic layer was dried with MgSO_4 , filtered and concentrated to give 74.3 g of a mushy solid. The solid was purified to give 42.2 g (65%) of the title compound. m/z (ESI, +ve ion) 389.3 ($\text{M}+\text{H}$)⁺.

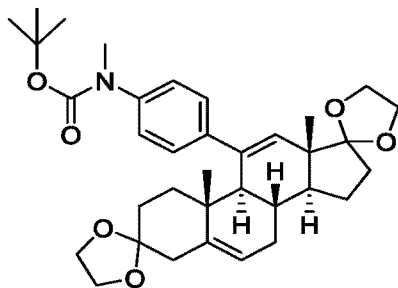
[00301] STEP B. (8'S,9'S,10'R,13'R,14'S)-10',13'-dimethyl-1',4',7',8',9',10',13',14',15',16'-decahydro-2'H-dispiro[[1,3]dioxolane-2,3'-cyclopenta[a]phenanthrene-17',2''-[1,3]dioxolan]-11'-yl 1,1,2,2,3,3,4,4,4-nonafluorobutane-1-sulfonate



[00302] Lithium diisopropylamide solution was prepared as follows. In an oven-dried 500 mL flask a solution of 125 mL THF and anhydrous diisopropylamine (5.77 mL, 4.1 eq) was cooled in a dry ice-acetone bath. *N*-butyl lithium (25.1 mL, 4 eq, 1.6 M in hexanes) was added slowly and the reaction was stirred for 25 min.

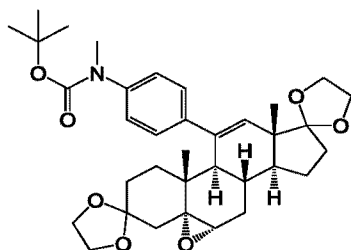
A separate flask was charged with the starting bis-ketal (Step A) (3.9 g, 1 eq), azeotroped with toluene, dried under vacuum, flushed with Ar and kept under an Ar balloon. 40 mL of THF was added to dissolve the bis-ketal. This solution was added slowly to the freshly prepared LDA solution maintained at -78°C. The reaction was stirred for 30 min, then perfluorobutanesulfonyl fluoride (5.4 mL, 3 eq) was added. The reaction was maintained in the cold bath for another hour. The bath was removed and the mixture allowed to stir at rt overnight. After 24 h, additional 2.5 mL perfluorobutanesulfonyl fluoride was added and the reaction was stirred overnight again. Saturated aq. NH_4Cl was added to the reaction, followed by extraction with EtOAc. The organic layer was washed with brine and dried with MgSO_4 . After concentration under vacuum, the residue was purified by silica gel chromatography to give the desired product as a light yellow solid (3.7 g, 55%). m/z (ESI, +ve ion) 671.2 ($\text{M}+\text{H}$)⁺.

[00303] Step C. *tert*-Butyl (4-((8'S,9'S,10'R,13'R,14'S)-10',13'-dimethyl-1',4',7',8',9',10',13',14',15',16'-decahydro-2'H-dispiro[[1,3]dioxolane-2,3'-cyclopenta[a]phenanthrene-17',2''-[1,3]dioxolan]-11'-yl)phenyl)(methyl)carbamate



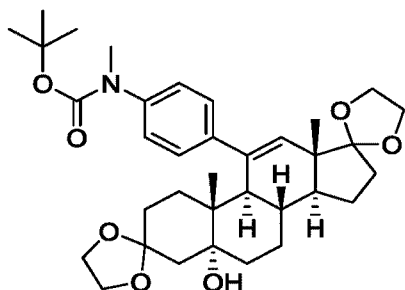
[00304] A flask was charged with (8'S,9'S,10'R,13'R,14'S)-10',13'-dimethyl-1',4',7',8',9',10',13',14',15',16'-decahydro-2'H-dispiro[[1,3]dioxolane-2,3'-cyclopenta[a]phenanthrene-17',2''-[1,3]dioxolan]-11'-yl 1,1,2,2,3,3,4,4,4-nonafluorobutane-1-sulfonate (Step B) (1.4 g, 1 eq), (4-((tert-butoxycarbonyl)(methyl)amino)phenyl)boronic acid (5.2 g, 10 eq), lithium chloride (177 mg, 2 eq), and Pd(PPh₃)₄ (193 mg, 0.08 eq). Then toluene (36 mL), ethanol (18 mL), and Na₂CO₃ (2M, 7.8 mL, 7.5 eq) were added successively and the reaction mixture was degassed with argon. After the reaction was refluxed for 42 h, it was cooled to rt, quenched with aq. NaHCO₃ solution, and extracted with EtOAc. The organic layer was separated, washed with saturated brine solution, dried with MgSO₄, filtered and concentrated to dryness in vacuo. Purification by flash silica gel column chromatography provided the title compound (1.1 g, 92%) as a white solid.

[00305] Step D. tert-Butyl (4-((4a'R,5a'S,6a'S,6b'S,9a'R,11a'R,11b'R)-9a',11b'-dimethyl-1',5a',6',6a',6b',7',8',9a',11a',11b'-decahydro-2'H,4'H-dispiro[[1,3]dioxolane-2,3'-cyclopenta[1,2]phenanthro[8a,9-b]oxirene-9',2''-[1,3]dioxolan]-11'-yl)phenyl)(methyl)carbamate



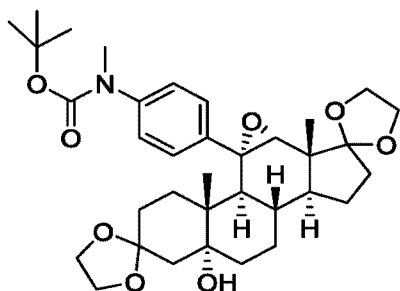
[00306] To a solution of tert-butyl (4-((8'S,9'S,10'R,13'R,14'S)-10',13'-dimethyl-1',4',7',8',9',10',13',14',15',16'-decahydro-2'H-dispiro[[1,3]dioxolane-2,3'-cyclopenta[a]phenanthrene-17',2''-[1,3]dioxolan]-11'-yl)phenyl)(methyl)carbamate (Step C) (520 mg, 0.9 mmol) in DCM (10 mL) at 0°C was added 1,1,1,3,3,3-hexafluoropropan-2-one (0.14 mL, 0.99 mmol), followed by 30% hydrogen peroxide aqueous solution (0.37 mL, 4.5 mmol) and disodium phosphate (383.3 mg, 2.7 mmol). The reaction mixture was stirred at 0°C for 10 min and rt overnight. Additional aliquots of reagents (380 mg of disodium phosphate, 0.13 mL of CF₃COCF₃, 0.35 mL of 30% H₂O₂) were added at 24 h and 48 h time points. The reaction was quenched with 10% Na₂S₂O₃ solution and extracted with EtOAc. After washing with brine, the organic layer was separated, dried with MgSO₄ and concentrated. The residue was purified by silica gel chromatography to provide 470 mg (88%) of desired epoxide as a white foamy solid.

[00307] Step E. tert-Butyl (4-((5'R,8'S,9'R,10'R,13'R,14'S)-5'-hydroxy-10',13'-dimethyl-1',4',5',6',7',8',9',10',13',14',15',16'-dodecahydro-2'H-dispiro[[1,3]dioxolane-2,3'-cyclopenta[a]phenanthrene-17',2''-[1,3]dioxolan]-11'-yl)phenyl)(methyl)carbamate



[00308] A flask was charged with (tert-butyl (4-((4a'R,5a'S,6a'S,6b'S,9a'R,11a'R,11b'R)-9a',11b'-dimethyl-1',5a',6',6a',6b',7',8',9a',11a',11b'-decahydro-2'H,4'H-dispiro[[1,3]dioxolane-2,3'-cyclopenta[1,2]phenanthro[8a,9-b]oxirene-9',2''-[1,3]dioxolan]-11'-yl)phenyl)(methyl)carbamate (Step D) (2.98 g, 6.02 mmol) and azeotroped with toluene. Under argon, THF (30 mL) was added and the solution was cooled in an ice-bath followed by dropwise addition of lithium aluminum hydride (1 M solution in THF, 6.02 mL). After 5 min, the ice bath was removed and the reaction was stirred at rt for 1 h. The reaction was quenched with a few drops of methanol, followed by addition of sat. Rochelle's salt solution and EtOAc. The mixture was stirred for 15 min and the organic layer was separated, washed with brine, dried with MgSO₄ and concentrated. The residue was purified by silica gel chromatography using a gradient of 0-50% EtOAc in hexanes to provide the title compound (2.63 g, 88%) as a white solid.

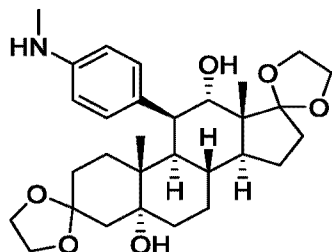
[00309] STEP F: tert-Butyl (4-((3a'S,3b'S,5a'R,9a'R,9b'S,9c'R,10a'R,10b'R)-5a'-hydroxy-9a',10b'-dimethyltetradecahydro-9c'H-dispiro[[1,3]dioxolane-2,1'-cyclopenta[1,2]phenanthro[3,4-b]oxirene-7',2''-[1,3]dioxolane]-9c'-yl)phenyl)(methyl)carbamate



[00310] 3-Chlorobenzenecarboperoxoic acid (75%, 3.57 g, 15.5 mmol) was added to a solution of tert-butyl (4-((5'R,8'S,9'R,10'R,13'R,14'S)-5'-hydroxy-10',13'-dimethyl-1',4',5',6',7',8',9',10',13',14',15',16'-dodecahydro-2'H-dispiro[[1,3]dioxolane-2,3'-cyclopenta[a]phenanthrene-17',2''-[1,3]dioxolan]-11'-yl)phenyl)(methyl)carbamate (Step E) (1.93 g, 3.88 mmol) in DCM (60mL). The reaction was stirred at rt for 20 h and treated with sat. NaHCO₃, and extracted with EtOAc. The organic layer was separated, washed with brine, dried over MgSO₄

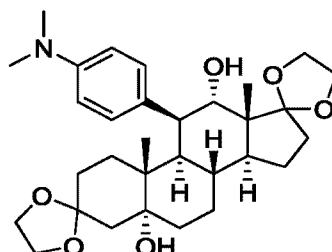
and concentrated in vacuo. The residue was purified by silica gel chromatography using a gradient of 0-45% EtOAc in hexanes to provide the more polar isomer (530 mg, 27%) as the desired product. The less polar isomer was also isolated (910 mg, 46%).

[00311] STEP G: (5'R,8'S,9'R,10'R,11'S,12'S,13'R,14'S)-10',13'-Dimethyl-11'-(4-(methylamino)phenyl)dodecahydro-2'H-dispiro[[1,3]dioxolane-2,3'-cyclopenta[a]phenanthrene-17',2''-[1,3]dioxolane]-5',12'(4'H)-diol



[00312] An oven-dried 3-necked 250 mL flask was fitted with a cold finger condenser and an argon balloon. Both the 3-necked flask and the cold finger were cooled with dry ice in acetone. Liquid ammonia from a supply tank was condensed into the flask until the desired volume of 25 mL was reached. Lithium metal (109 mg, 13.7 mmol) was added and the solution changed to a dark blue color. The dry ice bath was removed briefly for 2 min to speed up the dissolving process of lithium, then the flask was returned to the cooling bath. After about 4 min, a solution of tert-butyl 4-((3a'S,3b'S,5a'R,9a'R,9b'S,9c'R,10a'R,10b'R)-5a'-hydroxy-9a',10b'-dimethyltetradecahydro-9c'H-dispiro[[1,3]dioxolane-2,1'-cyclopenta[1,2]phenanthro[3,4-b]oxirene-7',2''-[1,3]dioxolane]-9c'-yl)phenyl(methyl)carbamate (1.05 g, 1.72 mmol) (Step F) in THF (20 ml) was added dropwise over about 5 min. The reaction was continued for 50 min and its color remained dark blue. At this point, 0.5 mL of ethanol was added, stirred for 1 min, then the cooling bath was removed and water was added slowly to quench the reaction. EtOAc was added and ammonia was allowed to evaporate. The reaction mixture was extracted with EtOAc and washed with brine. The organic layer was dried, concentrated and the residue was purified by silica gel chromatography to give 715 mg of desired product (81%). m/z (ESI, +ve ion) 514.4 (M+H)⁺.

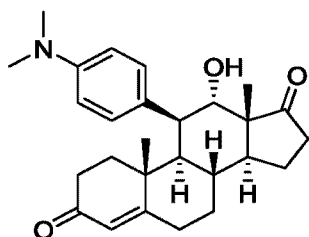
[00313] STEP H. (5'R,8'S,9'R,10'R,11'S,12'S,13'R,14'S)-11'-(4-(Dimethylamino)phenyl)-10',13'-dimethyldodecahydro-2'H-dispiro[[1,3]dioxolane-2,3'-cyclopenta[a]phenanthrene-17',2''-[1,3]dioxolane]-5',12'(4'H)-diol



[00314] A flask was charged with (5'R,8'S,9'R,10'R,11'S,12'S,13'R,14'S)-10',13'-dimethyl-11'-(4-(methylamino)phenyl)dodecahydro-2'H-dispiro[[1,3]dioxolane-2,3'-cyclopenta[a]phenanthrene-

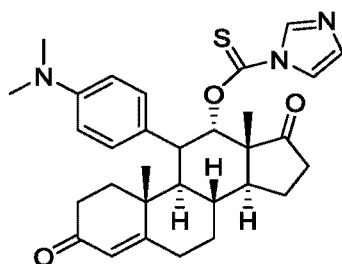
17',2''-[1,3]dioxolane]-5',12'(4'H)-diol (609 mg, 1.19 mmol) (Step G) and DCM (12 mL) was added, followed by acetic acid (0.68 mL, 11.9 mmol). Then formaldehyde (0.45 mL, 5.93 mmol) was added and the mixture was stirred for 6 min. Sodium triacetoxyborohydride (276 mg, 1.30 mmol) was added. The reaction was stirred for 1 h and quenched with saturated NaHCO_3 and extracted with EtOAc. The organic layer was dried, concentrated and purified by silica gel chromatography to give 575 mg of the title compound (92%). m/z (ESI, +ve ion) 528.3 ($M+H$)⁺.

[00315] STEP I. (8S,9R,10R,11S,12S,13R,14S)-11-(4-(Dimethylamino)phenyl)-12-hydroxy-10,13-dimethyl-1,6,7,8,9,10,11,12,13,14,15,16-dodecahydro-3H-cyclopenta[a]phenanthrene-3,17(2H)-dione



[00316] A flask was charged with (5'R,8'S,9'R,10'R,11'S,12'S,13'R,14'S)-11'-(4-(dimethylamino)phenyl)-10',13'-dimethyldodecahydro-2'H-dispiro[[1,3]dioxolane-2,3'-cyclopenta[a]phenanthrene-17',2''-[1,3]dioxolane]-5',12'(4'H)-diol (Step H) (940 mg, 1.78 mmol) and acetone (26 mL) was added, followed by 4 N hydrogen chloride (1.78 mL, 7.13 mmol). The resulting clear mixture was stirred at rt for 2 h. The reaction was quenched with sat. NaHCO_3 and extracted with EtOAc. The EtOAc layer was washed with brine, dried over MgSO_4 and concentrated in vacuo. The residue was purified by silica gel chromatography to give 411 mg (55%) of desired product. m/z (ESI, +ve ion) 422.3 ($M+H$)⁺.

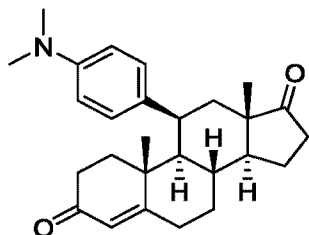
[00317] STEP J. O-((8S,9R,10R,12S,13R,14S)-11-(4-(Dimethylamino)phenyl)-10,13-dimethyl-3,17-dioxo-2,3,6,7,8,9,10,11,12,13,14,15,16,17-tetradecahydro-1H-cyclopenta[a]phenanthren-12-yl) 1H-imidazole-1-carbothioate



[00318] A flask was charged with (8S,9R,10R,11S,12S,13R,14S)-11-(4-(dimethylamino)phenyl)-12-hydroxy-10,13-dimethyl-1,6,7,8,9,10,11,12,13,14,15,16-dodecahydro-3H-cyclopenta[a]phenanthrene-3,17(2H)-dione (Step I) (411 mg, 0.97 mmol) and azeotroped with toluene. DCM (24 mL) was added, followed by triethylamine (0.27 mL, 1.95 mmol) and di(imidazol-1-yl)methanethione (2.8 g, 15.6 mmol). After the reaction was stirred under argon at rt for 4 days, it was quenched with diluted HCl and the crude was extracted with EtOAc. The organic

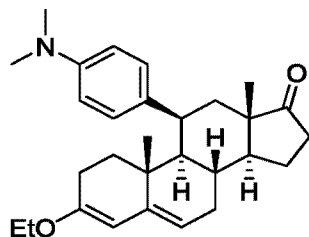
layer was washed with brine twice, dried, and concentrated. The residue was purified by silica gel chromatography to give the title compound (427 mg, 82%).

[00319] STEP K. (8S,9R,10R,11S,13S,14S)-11-(4-(Dimethylamino)phenyl)-10,13-dimethyl-1,6,7,8,9,10,11,12,13,14,15,16-dodecahydro-3H-cyclopenta[a]phenanthrene-3,17(2H)-dione



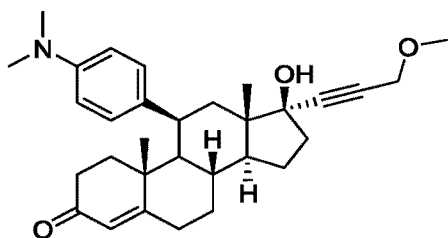
[00320] A flask was charged O-((8S,9R,10R,12S,13R,14S)-11-(4-(dimethylamino)phenyl)-10,13-dimethyl-3,17-dioxo-2,3,6,7,8,9,10,11,12,13,14,15,16,17-tetradecahydro-1H-cyclopenta[a]phenanthren-12-yl) 1H-imidazole-1-carbothioate (Step J) (420 mg, 0.79 mmol) and flushed with argon. Toluene (19mL) was added, followed by tributyltin hydride (0.42mL, 1.58 mmol). After the reaction was refluxed for 3 h, it was cooled to rt and concentrated. The residue was purified by silica gel chromatography to give the title compound (168 mg, 84%) as a colorless oil. m/z (ESI, +ve ion) 406.4 (M+H)⁺.

[00321] STEP L. (8S,9R,10R,11S,13S,14S)-11-(4-(Dimethylamino)phenyl)-3-ethoxy-10,13-dimethyl-1,2,7,8,9,10,11,12,13,14,15,16-dodecahydro-17H-cyclopenta[a]phenanthren-17-one



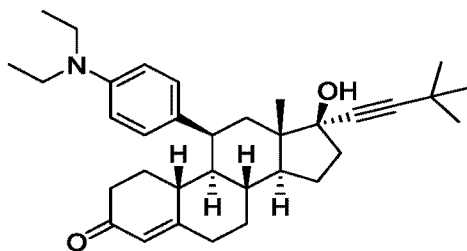
[00322] A flask was charged with (8S,9R,10R,11S,13S,14S)-11-(4-(dimethylamino)phenyl)-10,13-dimethyl-1,6,7,8,9,10,11,12,13,14,15,16-dodecahydro-3H-cyclopenta[a]phenanthrene-3,17(2H)-dione (Step K) (210.mg, 0.52 mmol) and azeotroped with toluene. p-Toluenesulfonic acid monohydrate (118.2 mg, 0.62 mmol) was added to the flask and the flask was flushed with Argon. Ethanol (8 mL) was added, and the reaction was cooled in an ice-bath. Triethyl orthoformate (0.26 mL, 1.55 mmol) was added. The reaction was stirred in the ice-bath for 1 h. Triethylamine (0.72 mL) was added to neutralize the acid. The reaction was concentrated and then directly purified by silica gel chromatography to give the desired mono-ketone (66 mg, 29%). The remaining over-protected and alternate mono-protected products were recycled through hydrolysis with HCl as in Step I. m/z (ESI, +ve ion) 434.4 (M+H)⁺.

[00323] STEP M. (8S,9R,10R,11S,13S,14S,17S)-11-(4-(Dimethylamino)phenyl)-17-hydroxy-17-(3-methoxyprop-1-yn-1-yl)-10,13-dimethyl-1,2,6,7,8,9,10,11,12,13,14,15,16,17-tetradecahydro-3H-cyclopenta[a]phenanthren-3-one

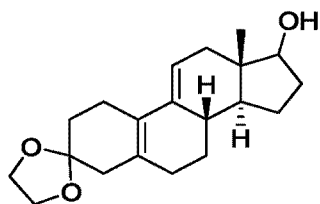


[00324] A flask was charged with 3-methoxyprop-1-yne (0.1 mL, 1.2 mmol) and THF (2 mL). The reaction mixture was cooled at -78 °C and n-butyllithium (0.71 mL, 1.14 mmol) was added dropwise. The resulting mixture was stirred at -78 °C for 10 min and then added to a solution of (8S,10R,11S,13S,14S)-11-[4-(dimethylamino)phenyl]-3-ethoxy-10,13-dimethyl-1,2,7,8,9,11,12,14,15,16-decahydrocyclopenta[a]phenanthren-17-one (Step L) (29 mg, 0.07 mmol) in THF (2 mL) at -78 °C. After the reaction was stirred at -78 °C for 60 min, it was quenched with saturated NH₄Cl and extracted with EtOAc. The organic layer was dried, filtered and concentrated. The residue was dissolved in THF (1.5 mL), 1.2 mL water (1.2 mL) and 4N HCl (0.75 mL) and the solution was stirred at rt for 1 h. The solution was quenched with saturated NaHCO₃ solution and extracted with EtOAc. The organic layer was concentrated and the residue was purified by the preparative reverse phase HPLC to give the title compound as the TFA salt (23 mg, 72%). ¹H NMR (400 MHz, *CHLOROFORM-d*) δ ppm 7.05 – 7.25 (2H, m), 6.48 - 6.75 (2H, m), 5.68 (1 H, d, *J*=1.17 Hz), 4.09 - 4.22 (2 H, m), 3.41 – 3.45 (1H, m), 3.40 (3 H, s), 2.94 (6 H, s), 2.45 (1H, m), 2.20 – 2.35 (4H, m), 2.10 - 2.15 (1 H, m), 1.85 – 2.00 (3 H, m), (3H, br d, *J*=4.53 Hz), 1.68 - 1.85 (2H, m), 1.36 - 1.53 (4H, m), 1.02 (3 H, s), 0.90 (3 H, s); *m/z* (ESI, +ve ion) = 476.4 [M+H]⁺.

Example 2. Compound 9. (8R,9S,10R,11S,13S,14S,17S)-11-(4-(Diethylamino)phenyl)-17-(3,3-dimethylbut-1-yn-1-yl)-17-hydroxy-13-methyl-1,2,6,7,8,9,10,11,12,13,14,15,16,17-tetradecahydro-3H-cyclopenta[a]phenanthren-3-one



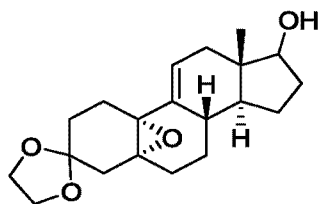
[00325] STEP A. (8S,13S,14S)-13-Methyl-1,2,4,6,7,8,12,13,14,15,16,17-dodecahydrospiro[cyclopenta[a]phenanthrene-3,2'-[1,3]dioxolan]-17-ol



[00326] To a solution of (8S,13S,14S)-13-methyl-1,4,6,7,8,12,13,14,15,16-decahydrospiro[cyclopenta[a]phenanthrene-3,2'-[1,3]dioxolan]-17(2H)-one (100 g, 318 mmol) in

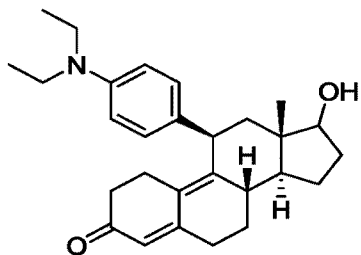
THF (500 mL) and MeOH (50 mL) was added sodium borohydride (6.14 g, 159 mmol) in portions at 0 °C. The mixture was stirred at 0 °C for 30 min and then rt for 1 h. After the TLC showed that the starting material disappeared, the reaction was quenched with 2 mL of sat. NaHCO₃ solution and concentrated to remove MeOH. The residue was dissolved in EtOAc, the organic phase was washed with sat. NaHCO₃ solution, brine, dried over anhydrous Na₂SO₄, and concentrated under reduced pressure to give the title compound (99.5 g, 100% yield) as a colorless oil. The crude material was used for next reaction without further purification. m/z (ESI, +ve ion) = 317.3 [M+H]⁺.

[00327] STEP B. (5'R,8'S,10'R,13'S,14'S)-13'-Methyl-1',2',7',8',12',13',14',15',16',17'-decahydro-4'H,6'H-spiro[[1,3]dioxolane-2,3'-[5,10]epoxycyclopenta[a]phenanthren]-17'-ol



[00328] To a solution of (8S,13S,14S)-13-methyl-1,2,4,6,7,8,12,13,14,15,16,17-dodecahydrospiro[cyclopenta[a]phenanthrene-3,2'-[1,3]dioxolan]-17-ol (43.0 g, 136 mmol, Step A) in DCM (320 mL) at 0°C was added Na₂HPO₄ (9.65 g, 68.0 mmol), followed by 1,1,1,3,3,3-hexafluoropropan-2-one trihydrate (11.2 mL, 81.5 mmol) and H₂O₂ (35% aqueous solution, 34.2 mL, 408 mmol). The mixture was stirred at 0 °C for 10 min and then at rt for 3 h. 10% Sodium thiosulfate solution (200 mL) was slowly added at 0 °C and the mixture was stirred at rt for 30 min and extracted with DCM (300 mL). The organic phase was washed with brine, dried over anhydrous Na₂SO₄, and concentrated to provide the title compound (43.0 g) as a 4:1 mixture of epoxides as a white solid. The crude material was used for next step without further purification.

[00329] STEP C. (8S,11R,13S,14S)-11-(4-(Diethylamino)phenyl)-17-hydroxy-13-methyl-1,2,6,7,8,11,12,13,14,15,16,17-dodecahydro-3H-cyclopenta[a]phenanthren-3-one

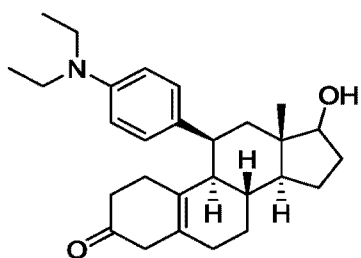


[00330] A dried flask was charged with magnesium chips (2.04 g, 83.9 mmol) and a crystal of iodine. The flask was flushed with Ar and heated briefly with a heat gun and then put into a 60 °C oil bath. A small portion of a solution of 4-bromo-N,N-diethylaniline (18.5 g, 81.2 mmol, azeotroped with toluene beforehand) in THF (80 mL) was added (about 5 mL). After the iodine color disappeared, the remaining solution was added dropwise for 20 min and the mixture was continued to stir at 60 °C for 2 h.

[00331] The Grignard reagent prepared above was cooled down to rt and added to a solution of (5'R,8'S,10'R,13'S,14'S)-13'-methyl-1',2',7',8',12',13',14',15',16',17'-decahydro-4'H,6'H-spiro[[1,3]dioxolane-2,3'-[5,10]epoxycyclopenta[a]phenanthren]-17'-ol (9.00 g, 27.1 mmol, azeotroped with toluene, Step B) and copper(I) iodide (2.60 g, 13.5 mmol) in THF (100 mL) at 0°C. The resulting mixture was allowed to warm up to rt and stir for 1 h. The reaction was quenched (sat. aq. NH₄Cl), extracted (2 x EtOAc), and washed (brine). The combined organic layer was dried (Na₂SO₄) and concentrated under reduced pressure. Purification of the residue by combi-flash (220 g SiO₂, 20% to 80% EtOAc/hexanes) provided (5R,8S,11R,13S,14S)-11-(4-(diethylamino)phenyl)-13-methyl-1,2,6,7,8,11,12,13,14,15,16,17-dodecahydrospiro[cyclopenta[a]phenanthrene-3,2'-[1,3]dioxolane]-5,17(4H)-diol (6.50 g, 13.5 mmol, 50% yield) as an off-white foam.

[00332] A solution of (5R,8S,11R,13S,14S)-11-(4-(diethylamino)phenyl)-13-methyl-1,2,6,7,8,11,12,13,14,15,16,17-dodecahydrospiro[cyclopenta[a]phenanthrene-3,2'-[1,3]dioxolane]-5,17(4H)-diol (6.50 g, 13.5 mmol) in 70% Acetic acid in water (109 mL) was stirred at 55 °C for 1 h. The reaction was concentrated under reduced pressure to remove most of AcOH. Then the residue was diluted (EtOAc), basified (sat. aq. NaHCO₃), extracted (2 x EtOAc), and washed (brine). The combined organic layer was dried (Na₂SO₄), and concentrated under reduced pressure. Purification of the residue by combi-flash (220 g SiO₂, 20% to 60% EtOAc/hexanes) gave the title compound (6.80 g, 16.2 mmol, 80% yield) as a white solid. ¹H NMR (400 MHz, CHLOROFORM-*d*) δ 6.98 (d, J=8.33 Hz, 2H), 6.54-6.66 (m, 2H), 5.75 (s, 1H), 4.28 (d, J=6.72 Hz, 1H), 3.66 (br t, J=8.04 Hz, 1H), 3.25-3.38 (m, 4H), 2.68-2.83 (m, 1H), 2.32-2.61 (m, 7H), 1.98-2.16 (m, 2H), 1.60-1.74 (m, 3H), 1.30-1.49 (m, 3H), 1.14 (t, J=7.09 Hz, 6H), 0.48 (s, 3H).

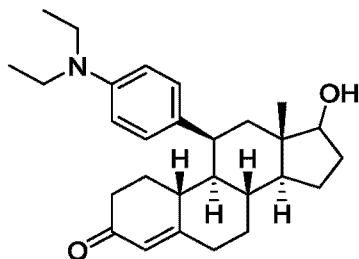
[00333] STEP D. (8S,9R,11S,13S,14S)-11-(4-(Diethylamino)phenyl)-17-hydroxy-13-methyl-1,2,4,6,7,8,9,11,12,13,14,15,16,17-tetradecahydro-3H-cyclopenta[a]phenanthren-3-one



[00334] Under Ar, lithium (283 g, 40.8 mmol) in pieces was added to liquid ammonia (157 mL) at -78 °C. When the color changed to dark blue, a solution (8S,11R,13S,14S)-11-(4-(diethylamino)phenyl)-17-hydroxy-13-methyl-1,2,6,7,8,11,12,13,14,15,16,17-dodecahydro-3H-cyclopenta[a]phenanthren-3-one (4.50 g, 10.7 mmol, Step C) in THF (100 mL) was added over 15 min (kept the internal temperature below -60°C), followed by addition of a solution of tert-butanol (2.50 mL, 25.7 mmol) in THF (50 mL) over 1 min (dark purple color remained after adding). The reaction was quenched by solid ammonium chloride (12.0 g, 225 mmol). Both dry ice bath and cold finger condenser were removed and most ammonia was allowed to evaporate by stirring the slurry at

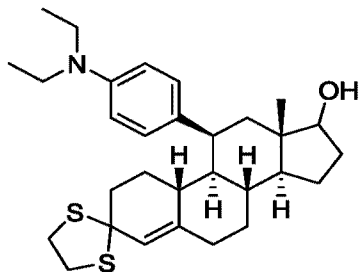
rt for 1 h. The reaction was diluted (saturated aq. NH_4Cl), and extracted (2 x EtOAc). The combined organic layer was washed (saturated aq. NH_4Cl), dried (Na_2SO_4), and concentrated under reduced pressure. Purification of the residue by combi-flash (220 g SiO_2 , 20% to 60 % EtOAc/hexanes) provided the title compound (2.60 g, 6.17 mmol, 58% yield). m/z (ESI, +ve ion)=422.3 $[\text{M}+\text{H}]^+$.

[00335] STEP E. (8R,9S,10R,11S,13S,14S)-11-(4-(Diethylamino)phenyl)-17-hydroxy-13-methyl-1,2,6,7,8,9,10,11,12,13,14,15,16,17-tetradecahydro-3H-cyclopenta[a]phenanthren-3-one



[00336] To a solution of (8S,9R,11S,13S,14S)-11-[4-(diethylamino)phenyl]-17-hydroxy-13-methyl-2,4,6,7,8,9,11,12,14,15,16,17-dodecahydro-1H-cyclopenta[a]phenanthren-3-one (2.60 g, 6.17 mmol, Step D) in toluene (50 mL) was added 4-methylbenzenesulfonic acid hydrate (3.52 g, 18.5 mmol) under Ar and the resulting solution was heated at 80 °C for 1 h. The reaction was quenched with TEA (3 mL), cooled, diluted (EtOAc and sat. aq. NaHCO_3), and extracted (2 x EtOAc). The combined organic layer was washed (brine), dried (Na_2SO_4), and concentrated under reduced pressure. Purification of the residue by combi flash (120 g, 40% to 60% EtOAc/hexanes) provided the title compound (1.50 g, 3.56 mmol, 58% yield) as a white foam. m/z (ESI, +ve ion) = 422.3 $[\text{M}+\text{H}]^+$.

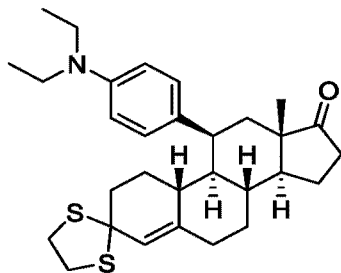
[00337] STEP F. (8R,9S,10R,11S,13S,14S)-11-(4-(Diethylamino)phenyl)-13-methyl-1,2,6,7,8,9,10,11,12,13,14,15,16,17-tetradecahydrospiro[cyclopenta[a]phenanthrene-3,2'-[1,3]dithiolan]-17-ol



[00338] To a solution of (8R,9S,10R,11S,13S,14S)-11-(4-(diethylamino)phenyl)-17-hydroxy-13-methyl-1,2,6,7,8,9,10,11,12,13,14,15,16,17-tetradecahydro-3H-cyclopenta[a]phenanthren-3-one (1.50 g, 3.56 mmol, Step E) and *p*-toluenesulfonic acid monohydrate (1.35 g, 7.11 mmol) in acetic acid (15 mL) was added ethane-1,2-dithiol (3.00 mL, 35.6 mmol). After the solution was stirred at rt for 1 h under Ar, the reaction was quenched (ice-cold 2.5 N aq. NaOH) and extracted (2 x EtOAc). The combined organic layer was washed (brine), dried (MgSO_4), and concentrated under reduced pressure. Purification of the residue by combi-flash (120 g SiO_2 , 20% to 40% EtOAc/hexanes)

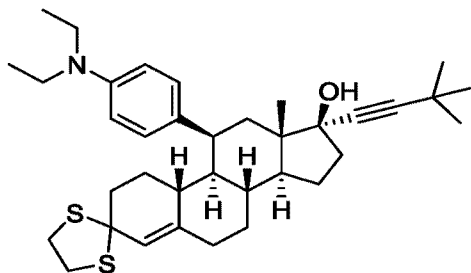
provided the title compound (740 mg, 1.49 mmol, 42% yield) as a white solid. ^1H NMR (400 MHz, *CHLOROFORM-d*) δ 7.21 (d, $J=8.62$ Hz, 2H), 6.58 (d, $J=8.92$ Hz, 2H), 5.61 (s, 1H), 3.56 (br t, $J=7.97$ Hz, 1H), 3.25-3.41 (m, 7H), 3.16-3.25 (m, 2H), 2.42-2.57 (m, 1H), 2.27 (td, $J=3.27$, 13.63 Hz, 1H), 1.93-2.15 (m, 6H), 1.81-1.92 (m, 2H), 1.50-1.73 (m, 2H), 1.21-1.38 (m, 2H), 1.08-1.18 (m, 7H), 0.79-1.05 (m, 3H), 0.54 (s, 3H); m/z (ESI, +ve ion) = 498.4 $[\text{M}+\text{H}]^+$.

[00339] STEP G. (8R,9S,10R,11S,13S,14S)-11-(4-(Diethylamino)phenyl)-13-methyl-1,6,7,8,9,10,11,12,13,14,15,16-dodecahydrospiro[cyclopenta[a]phenanthrene-3,2'-[1,3]dithiolan]-17(2H)-one



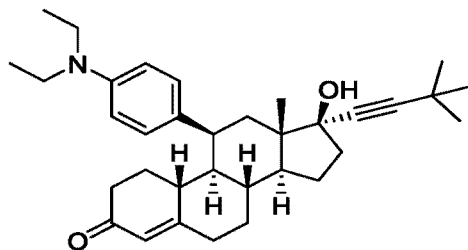
[00340] To a solution of (8R,9S,10R,11S,13S,14S)-11-(4-(diethylamino)phenyl)-13-methyl-1,2,6,7,8,9,10,11,12,13,14,15,16,17-tetradecahydrospiro[cyclopenta[a]phenanthrene-3,2'-[1,3]dithiolan]-17-ol (740 mg, 1.49 mmol, Step F) in toluene (15 mL) was added cyclohexanone (0.44 mL, 4.28 mmol) and aluminum propan-2-olate (410 mg, 2.00 mmol) successively. After the reaction was heated to 105 °C for 4 h, it was cooled to rt and quenched with saturated aqueous Rochelle's salt solution. The mixture was stirred for 10 min and extracted (2 x EtOAc). The combined organic layer was washed (brine), dried (MgSO_4), and concentrated under reduced pressure. Purification of the residue by combi-flash (40 g SiO_2 , 10% to 50% EtOAc/hexanes) provided the title compound (430 mg, 0.87 mmol, 58% yield) as a white solid. ^1H NMR (400 MHz, *CHLOROFORM-d*) δ 7.20 (d, $J=7.63$ Hz, 2H), 6.57 (d, $J=8.92$ Hz, 2H), 5.60-5.70 (s, 1H), 3.24-3.41 (m, 8H), 3.16-3.24 (m, 1H), 2.37-2.58 (m, 2H), 2.33 (m, 1H), 1.93-2.20 (m, 6H), 1.83 (dt, $J=2.78$, 13.08 Hz, 1H), 1.66-1.76 (m, 2H), 1.50-1.66 (m, 2H), 1.25-1.37 (m, 3H), 1.02-1.21 (m, 7H), 0.67 (s, 3H); m/z (ESI, +ve ion) = 496.4 $[\text{M}+\text{H}]^+$.

[00341] STEP H. (8R,9S,10R,11S,13S,14S,17S)-11-(4-(Diethylamino)phenyl)-17-(3,3-dimethylbut-1-yn-1-yl)-13-methyl-1,2,6,7,8,9,10,11,12,13,14,15,16,17-tetradecahydrospiro[cyclopenta[a]phenanthrene-3,2'-[1,3]dithiolan]-17-ol



[00342] To a solution of isopropylmagnesium chloride (2 M solution in THF, 0.76 mL, 1.51 mmol) in THF (1 mL) was added 3,3-dimethylbut-1-yne (0.19 mL, 0.61 mmol) at 0 °C dropwise under Ar. After the solution was stirred at rt for 10 min, the mixture was stirred at 50 °C for 1 h (with a condenser). The Grignard reagent was cooled to 0 °C and a solution of (8R,9S,10R,11S,13S,14S)-11-[4-(diethylamino)phenyl]-13-methylspiro[1,2,6,7,8,9,10,11,12,14,15,16-dodecahydrocyclopenta[a]phenanthrene-3,2'-1,3-dithiolane]-17-one (100 mg, 0.20 mmol, Step G) in THF (2 mL) was added dropwise. After the reaction was stirred at 0 °C for 30 min, it was allowed to warm to rt and stirred overnight. The reaction was quenched (sat. aq. NH₄Cl) and extracted (2 x EtOAc). The combined organic layers were washed (brine), dried (MgSO₄), and concentrated under reduced pressure. Purification of the residue by combi-flash (12 g SiO₂, 15% to 35% EtOAc/hexanes) provided the title compound (110 mg, 0.19 mmol, 94% yield) as a white solid; m/z (ESI, +ve ion) = 578.5 [M+H]⁺.

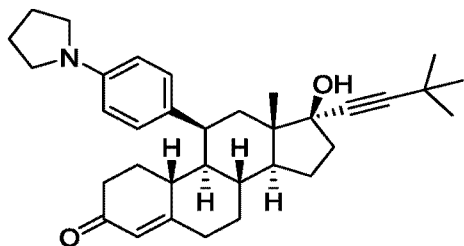
[00343] STEP I. (8R,9S,10R,11S,13S,14S,17S)-11-(4-(Diethylamino)phenyl)-17-(3,3-dimethylbut-1-yn-1-yl)-17-hydroxy-13-methyl-1,2,6,7,8,9,10,11,12,13,14,15,16,17-tetradecahydro-3H-cyclopenta[a]phenanthren-3-one



[00344] To a solution of (8R,9S,10R,11S,13S,14S,17S)-11-(4-(diethylamino)phenyl)-17-(3,3-dimethylbut-1-yn-1-yl)-13-methyl-1,2,6,7,8,9,10,11,12,13,14,15,16,17-tetradecahydrospiro[cyclopenta[a]phenanthrene-3,2'-[1,3]dithiolan]-17-ol (110 mg, 0.19 mmol, Step H) in acetic acid (4 mL) was added glyoxylic acid monohydrate (876 mg, 9.52 mmol) at rt and the mixture was stirred at rt for 10 min. Then 4 N HCl in water (0.86 mL, 3.43 mmol) was added and the resulting solution was stirred at rt for 20 h. The reaction was quenched (sat. aq. NaHCO₃), extracted (2 x EtOAc), and washed (brine). The combined organic layers were dried (Na₂SO₄) and concentrated under reduced pressure. Purification of the residue with combi-flash (12 g SiO₂, 20% to 40% EtOAc/hexanes) provided the title compound (33 mg, 0.066 mmol, 38% yield) as a white foam. ¹H NMR (400 MHz, CHLOROFORM-*d*) δ 7.23 (br d, *J*=8.33 Hz, 2H), 6.60 (br d, *J*=8.77 Hz, 2H), 5.86 (br s, 1H), 3.33 (br d, *J*=6.87 Hz, 5H), 2.86 (br s, 1H), 2.53 (br d, *J*=15.05 Hz, 1H), 2.38 (m, 1H), 2.01-2.30 (m, 5H), 1.92 (m, 3H), 1.71 (br s, 1H), 1.46-1.64 (m, 5H), 1.21-1.28 (s, 9H), 1.17 (m, 7H), 0.67 (s, 3H); m/z (ESI, +ve ion) = 502.4 [M+H]⁺.

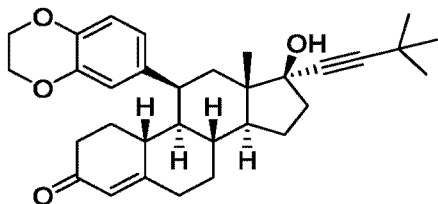
[00345] Examples 3-10 were prepared by procedures similar to those described in Example 2, substituting 4-bromo-N,N-diethylaniline with the appropriate bromide in Step C and 3,3-dimethylbut-1-yne with the appropriate alkyne in Step H.

Example 3. Compound 1. (8R,9S,10R,11S,13S,14S,17S)-17-(3,3-Dimethylbut-1-yn-1-yl)-17-hydroxy-13-methyl-11-(4-(pyrrolidin-1-yl)phenyl)-1,2,6,7,8,9,10,11,12,13,14,15,16,17-tetradecahydro-3H-cyclopenta[a]phenanthren-3-one



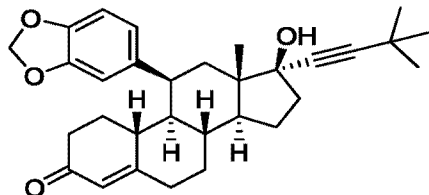
[00346] ^1H NMR (400 MHz, *CHLOROFORM-d*) δ 7.24-7.29 (m, 2H), 6.50 (d, $J=8.77$ Hz, 2H), 5.86 (s, 1H), 3.22-3.41 (m, 4H), 2.86 (m, 1H), 2.53 (m, 1H), 2.37 (m, 2H), 2.21-2.29 (m, 1H), 1.99-2.20 (m, 7H), 1.89-1.96 (m, 2H), 1.61-1.81 (m, 6H), 1.23-1.43 (m, 11H), 1.01-1.21 (m, 1H), 0.68 (s, 3H); m/z (ESI, +ve ion) = 500.5 $[\text{M}+\text{H}]^+$.

Example 4. Compound 3. (8R,9S,10R,11S,13S,14S,17S)-11-(2,3-Dihydrobenzo[b][1,4]dioxin-6-yl)-17-(3,3-dimethylbut-1-yn-1-yl)-17-hydroxy-13-methyl-1,2,6,7,8,9,10,11,12,13,14,15,16,17-tetradecahydro-3H-cyclopenta[a]phenanthren-3-one



[00347] ^1H NMR (400 MHz, *CHLOROFORM-d*) δ 6.93 (d, $J=1.90$ Hz, 1H), 6.83-6.91 (m, 1H), 6.78 (d, $J=8.33$ Hz, 1H), 5.87 (s, 1H), 4.23-4.32 (m, 4H), 3.33 (br t, $J=5.85$ Hz, 1H), 2.86 (br s, 1H), 2.53 (br d, $J=14.18$ Hz, 1H), 2.36-2.42 (m, 1H), 2.11-2.29 (m, 4H), 2.02-2.09 (m, 2H), 1.84-1.99 (m, 3H), 1.69-1.81 (m, 1H), 1.44-1.55 (m, 2H), 1.23-1.41 (m, 11H), 1.01-1.15 (m, 1H), 0.67 (s, 3H); m/z (ESI, +ve ion) = 489.4 $[\text{M}+\text{H}]^+$.

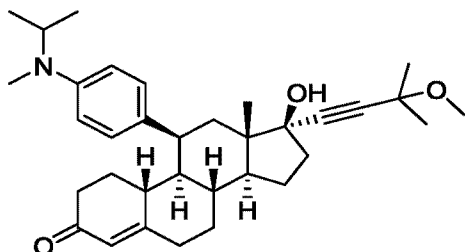
Example 5. Compound 5. (8R,9S,10R,11S,13S,14S,17S)-11-(Benzo[d][1,3]dioxol-5-yl)-17-(3,3-dimethylbut-1-yn-1-yl)-17-hydroxy-13-methyl-1,2,6,7,8,9,10,11,12,13,14,15,16,17-tetradecahydro-3H-cyclopenta[a]phenanthren-3-one



[00348] ^1H NMR (400 MHz, *CHLOROFORM-d*) δ ppm 6.86 - 6.94 (2 H, m), 6.74 (1 H, d, $J=8.0$ Hz), 5.94 - 6.00 (2 H, m), 5.87 (1 H, s), 3.35 (1 H, br t, $J=6.0$ Hz), 2.80 - 2.90 (1 H, m), 2.50 - 2.57 (1 H, m), 2.36 - 2.42 (1 H, m), 2.24 - 2.35 (2 H, m), 1.96 - 2.23 (5 H, m), 1.87 - 1.95 (3 H, m), 1.69 -

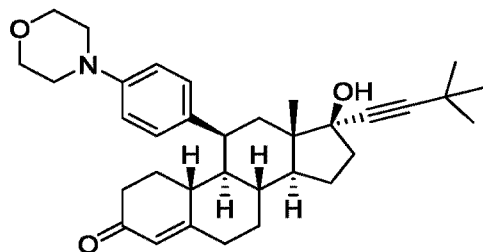
1.80 (1 H, m), 1.44 - 1.55 (2 H, m), 1.38 (1 H, td, $J=12.0, 5.7$ Hz), 1.26 - 1.33 (1 H, m), 1.24 (9 H, s), 1.11 (1 H, br dd, $J=12.1, 3.7$ Hz), 0.68 (3 H, s); m/z (ESI, +ve ion) = 475.4 $[M+H]^+$.

Example 6. Compound 4. (8R,9S,10R,11S,13S,14S,17S)-17-Hydroxy-11-(4-(isopropyl(methyl)amino)phenyl)-17-(3-methoxy-3-methylbut-1-yn-1-yl)-13-methyl-1,2,6,7,8,9,10,11,12,13,14,15,16,17-tetradecahydro-3H-cyclopenta[a]phenanthren-3-one



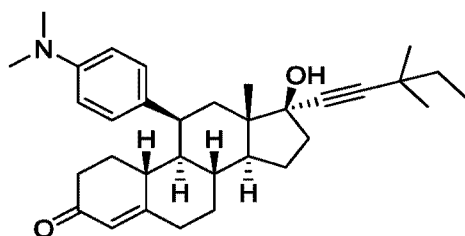
[00349] ^1H NMR (400 MHz, *CHLOROFORM-d*) δ 7.25 (br d, $J=8.6$ Hz, 2H), 6.71 (br d, $J=8.77$ Hz, 2H), 5.86 (s, 1H), 4.08 (td, $J=6.56, 13.34$ Hz, 1H), 3.37 (s, 3H), 3.33 (br t, $J=5.41$ Hz, 1H), 2.85 (br m, 1H), 2.73 (s, 3H), 2.53 (br d, $J=14.32$ Hz, 1H), 2.18-2.43 (m, 4H), 1.89-2.16 (m, 6H), 1.67-1.80 (m, 2H), 1.37-1.55 (m, 8H), 1.26 (dt, $J=5.55, 11.40$ Hz, 1H), 1.05-1.21 (m, 7H), 0.69 (s, 3H); m/z (ESI, +ve ion) = 518.5 $[M+H]^+$.

Example 7. Compound 7. (8R,9S,10R,11S,13S,14S,17S)-17-(3,3-Dimethylbut-1-yn-1-yl)-17-hydroxy-13-methyl-11-(4-morpholinophenyl)-1,2,6,7,8,9,10,11,12,13,14,15,16,17-tetradecahydro-3H-cyclopenta[a]phenanthren-3-one



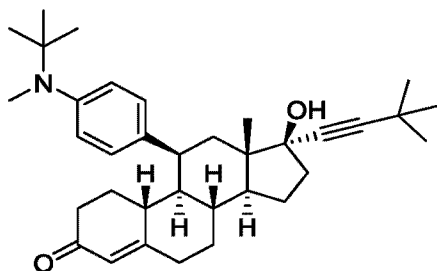
[00350] ^1H NMR (400 MHz, *CHLOROFORM-d*) δ 7.33 (br d, $J=8.33$ Hz, 2H), 6.84 (br d, $J=7.45$ Hz, 2H), 5.87 (s, 1H), 3.88 (br s, 4H), 3.26-3.48 (m, 1H), 3.17 (br s, 4H), 2.82 (br s, 1H), 2.54 (br d, $J=14.03$ Hz, 1H), 2.33-2.46 (m, 1H), 2.03-2.31 (m, 5H), 1.82-1.99 (m, 3H), 1.67-1.80 (m, 1H), 1.45-1.65 (m, 3H), 1.21-1.42 (m, 11H), 1.07-1.18 (m, 1H), 0.64 (s, 3H); m/z (ESI, +ve ion) = 516.3 $[M+H]^+$.

Example 8. Compound 6. (8R,9S,10R,11S,13S,14S,17S)-11-(4-(Dimethylamino)phenyl)-17-(3,3-dimethylpent-1-yn-1-yl)-17-hydroxy-13-methyl-1,2,6,7,8,9,10,11,12,13,14,15,16,17-tetradecahydro-3H-cyclopenta[a]phenanthren-3-one



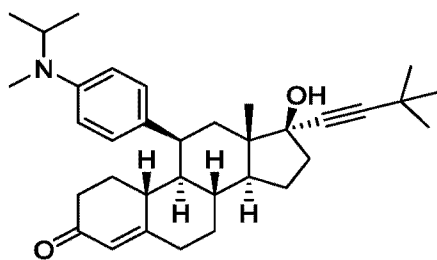
[00351] ^1H NMR (400 MHz, *CHLOROFORM-d*) δ ppm 7.27 (2 H, s), 6.67 (2 H, br d, $J=6.4$ Hz), 5.86 (1 H, s), 3.34 (1 H, br s), 2.95 (3 H, br), 2.95 (3 H, br), 2.83 (1 H, br d, $J=10.8$ Hz), 2.49 - 2.57 (1 H, m), 2.37 (1 H, td, $J=14.1, 4.3$ Hz), 2.27 (2 H, dt, $J=16.3, 3.9$ Hz), 2.19 (1 H, ddd, $J=13.8, 9.6, 5.7$ Hz), 2.02 - 2.14 (3 H, m), 1.87 - 1.99 (3 H, m), 1.69 - 1.78 (1 H, m), 1.63 (1 H, s), 1.48 - 1.54 (2 H, m), 1.44 (2 H, q, $J=7.6$ Hz), 1.33 - 1.41 (1 H, m), 1.22 - 1.31 (1 H, m), 1.19 (3 H, s), 1.19 (3 H, s), 1.10 (1 H, br d, $J=12.0$ Hz), 0.99 (3 H, t, $J=7.6$ Hz), 0.66 (3 H, s); m/z (ESI, +ve ion) = 488.5 $[\text{M}+\text{H}]^+$.

Example 9. Compound 11. (8R,9S,10R,11S,13S,14S,17S)-11-(4-(tert-Butyl(methyl)amino)phenyl)-17-(3,3-dimethylbut-1-yn-1-yl)-17-hydroxy-13-methyl-1,2,6,7,8,9,10,11,12,13,14,15,16,17-tetradecahydro-3H-cyclopenta[a]phenanthren-3-one



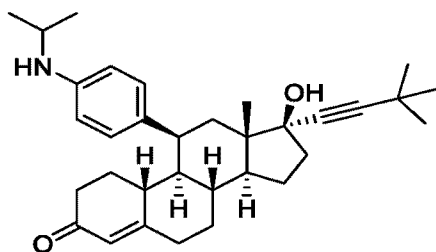
[00352] ^1H NMR (400 MHz, *CHLOROFORM-d*) δ 7.25-7.30 (m, 2H), 7.01-7.05 (m, 2H), 5.85 (s, 1H), 3.37 (s, 1H), 2.81-2.93 (m, 1H), 2.74 (s, 3H), 2.50 (m, 1H), 2.31-2.41 (m, 1H), 1.98-2.31 (m, 5H), 1.86-1.96 (m, 3H), 1.64-1.74 (m, 1H), 1.43-1.53 (m, 2H), 1.16-1.38 (m, 12H), 1.04-1.14 (m, 10H), 0.56 (s, 3H); MS (ESI) = 516.5 $[\text{M}+\text{H}]^+$.

Example 10. Compound 2. (8R,9S,10R,11S,13S,14S,17S)-17-(3,3-Dimethylbut-1-yn-1-yl)-17-hydroxy-11-(4-(isopropyl(methyl)amino)phenyl)-13-methyl-1,2,6,7,8,9,10,11,12,13,14,15,16,17-tetradecahydro-3H-cyclopenta[a]phenanthren-3-one

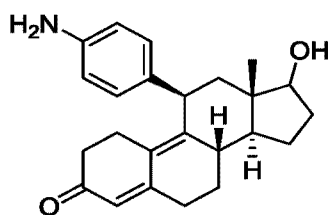


[00353] ^1H NMR (400 MHz, *CHLOROFORM-d*) δ ppm 7.23 (2 H, br d, $J=8.3$ Hz), 6.71 (2 H, br d, $J=8.3$ Hz), 5.86 (1 H, s), 4.04 - 4.11 (1 H, m), 3.33 (1 H, br s), 2.86 (1 H, br s), 2.72 (3 H, s), 2.53 (1 H, br d, $J=14.3$ Hz), 2.33 - 2.43 (1 H, m), 2.07 - 2.31 (5 H, m), 2.03 (1 H, br s), 1.88 - 1.97 (3 H, m), 1.68 - 1.78 (1 H, m), 1.63 (1 H, s), 1.46 - 1.55 (2 H, m), 1.34 - 1.42 (1 H, m), 1.26 - 1.30 (1 H, m), 1.24 (9 H, s), 1.17 (3 H, d, $J=5.6$ Hz), 1.15 (3 H, d, $J=5.6$ Hz), 1.06 - 1.12 (1 H, m), 0.67 (3 H, s); m/z (ESI, +ve ion) = 502.4 $[\text{M}+\text{H}]^+$.

Example 11. Compound 10. (8R,9S,10R,11S,13S,14S,17S)-17-(3,3-Dimethylbut-1-yn-1-yl)-17-hydroxy-11-(4-(isopropylamino)phenyl)-13-methyl-1,2,6,7,8,9,10,11,12,13,14,15,16,17-tetradecahydro-3H-cyclopenta[a]phenanthren-3-one

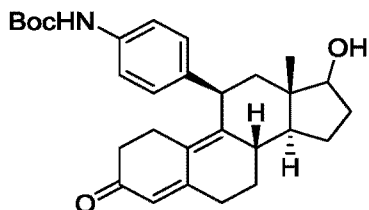


[00354] Step A. (8S,11R,13S,14S)-11-(4-Aminophenyl)-17-hydroxy-13-methyl-1,2,6,7,8,11,12,13,14,15,16,17-dodecahydro-3H-cyclopenta[a]phenanthren-3-one



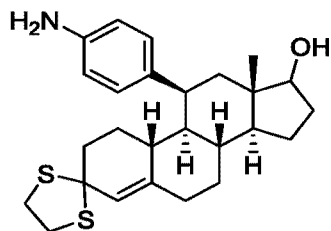
[00355] The title compound was prepared from (5'R,8'S,10'R,13'S,14'S)-13'-methyl-1',2',7',8',12',13',14',15',16',17'-dodecahydro-4'H,6'H-spiro[[1,3]dioxolane-2,3'-[5,10]epoxycyclopenta[a]phenanthren]-17'-ol (Example 2, Step B) by a procedure similar to that described in Example 2, Step C, substituting (4-(bis(trimethylsilyl)amino)phenyl)magnesium bromide for (4-(diethylamino)phenyl)magnesium bromide.

[00356] Step B. tert-Butyl (4-((8S,11R,13S,14S)-17-hydroxy-13-methyl-3-oxo-2,3,6,7,8,11,12,13,14,15,16,17-dodecahydro-1H-cyclopenta[a]phenanthren-11-yl)phenyl)carbamate



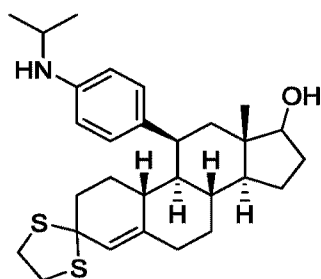
[00357] To a flask charged with (8S,11R,13S,14S)-11-(4-aminophenyl)-17-hydroxy-13-methyl-1,2,6,7,8,11,12,13,14,15,16,17-dodecahydro-3H-cyclopenta[a]phenanthren-3-one (4.00 g, 11.0 mmol, azeotroped with toluene, Step A) were added di-tert-butyl dicarbonate (12.0 g, 55.0 mmol) and MeCN (72 mL). The reaction was stirred overnight. Then the solid was filtered and rinsed (v/v = 5/1, hep/EtOAc). The filtrate was purified by combi-flash (80 g SiO₂, 25% to 50% EtOAc/hexanes) to provide the title compound (4.90g, 10.6 mmol, 96% yield) as a yellow solid.

[00358] Step C. (8R,9S,10R,11S,13S,14S)-11-(4-Aminophenyl)-13-methyl-1,2,6,7,8,9,10,11,12,13,14,15,16,17-tetradecahydrospiro[cyclopenta[a]phenanthrene-3,2'-[1,3]dithiolan]-17-ol



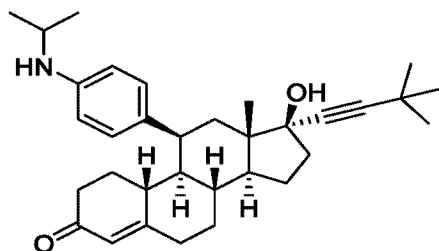
[00359] The title compound was prepared from tert-butyl (4-((8S,11R,13S,14S)-17-hydroxy-13-methyl-3-oxo-2,3,6,7,8,11,12,13,14,15,16,17-dodecahydro-1H-cyclopenta[a]phenanthren-11-yl)phenyl)carbamate (Step B) by procedures similar to those described in Example 2, Steps D, E, and F.

[00360] Step D. (8R,9S,10R,11S,13S,14S)-11-(4-(Isopropylamino)phenyl)-13-methyl-1,2,6,7,8,9,10,11,12,13,14,15,16,17-tetradecahydrospiro[cyclopenta[a]phenanthrene-3,2'-[1,3]dithiolan]-17-ol



[00361] To a solution of acetone (86.4 μ L, 1.18 mmol) and (8'R,11'S,13'S,14'S)-11'-(4-aminophenyl)-13'-methyl-spiro[1,3-dithiolane-2,3'-2,6,7,8,9,10,11,12,14,15,16,17-dodecahydro-1H-cyclopenta[a]phenanthrene]-17'-ol (19.2 mL, 0.12 mmol, Step C) in DCE (1.1 mL) was added sodium triacetoxyborohydride (62.4 mg, 0.29 mmol) at rt. After the reaction was stirred at rt, it was basified (sat. aq. NaHCO_3), extracted (2 x DCM), and washed (water). The combined organic layer was dried (Na_2SO_4) and concentrated under reduced pressure. Purification of the residue by combi-flash (12 g SiO_2 , 30% to 50% EtOAc/hexanes) provided the title compound (51.0 mg, 0.105 mmol, 90% yield) as an off white solid. m/z (ESI, +ve ion) = 486.4 $[\text{M}+\text{H}]^+$.

[00362] Step E. (8R,9S,10R,11S,13S,14S,17S)-17-(3,3-Dimethylbut-1-yn-1-yl)-17-hydroxy-11-(4-(isopropylamino)phenyl)-13-methyl-1,2,6,7,8,9,10,11,12,13,14,15,16,17-tetradecahydro-3H-cyclopenta[a]phenanthren-3-one

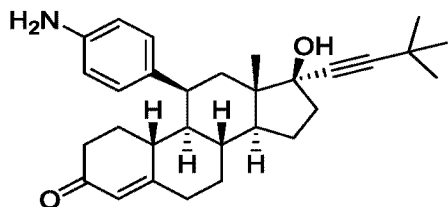


[00363] The title compound was prepared from (8R,9S,10R,11S,13S,14S)-11-(4-(isopropylamino)phenyl)-13-methyl-1,2,6,7,8,9,10,11,12,13,14,15,16,17-

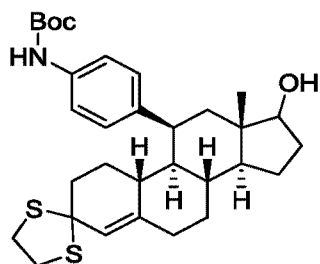
tetradecahydrospiro[cyclopenta[a]phenanthrene-3,2'-[1,3]dithiolan]-17-ol (Step D) by procedures similar to those described in Example 2, Steps G, H, and I.

[00364] ^1H NMR (400 MHz, *CHLOROFORM-d*) δ ppm 7.19 (d, $J=7.89$ Hz, 2 H), 6.52 (d, $J=7.75$ Hz, 2 H), 5.85 (s, 1 H), 3.57 - 3.64 (m, 1 H), 3.28 - 3.32 (m, 1 H), 2.79-2.86 (m, 1 H), 2.49-2.55 (m, 1 H), 2.30-2.40 (m, 1 H), 2.01 - 2.29 (m, 6 H), 1.86 - 1.97 (m, 3 H), 1.69-1.74 (m, 1 H), 1.63 (s, 1H), 1.37 - 1.55 (m, 3 H), 1.30-1.40 (m, 1H), 1.20 - 1.28 (m, 15 H), 0.66 (s, 3 H); m/z (ESI, +ve ion) = 488.4 $[\text{M}+\text{H}]^+$.

Example 12. Compound 13. (8R,9S,10R,11S,13S,14S,17S)-11-(4-Aminophenyl)-17-(3,3-dimethylbut-1-yn-1-yl)-17-hydroxy-13-methyl-1,2,6,7,8,9,10,11,12,13,14,15,16,17-tetradecahydro-3H-cyclopenta[a]phenanthren-3-one

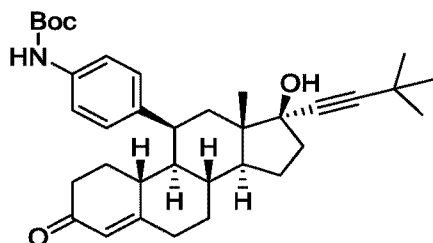


[00365] Step A. tert-Butyl 4-((8R,9S,10R,11S,13S,14S)-17-hydroxy-13-methyl-1,2,6,7,8,9,10,11,12,13,14,15,16,17-tetradecahydrospiro[cyclopenta[a]phenanthrene-3,2'-[1,3]dithiolan]-11-yl)phenyl)carbamate



[00366] A flask was charged with (8R,9S,10R,11S,13S,14S)-11-(4-Aminophenyl)-13-methyl-1,2,6,7,8,9,10,11,12,13,14,15,16,17-tetradecahydrospiro[cyclopenta[a]phenanthrene-3,2'-[1,3]dithiolan]-17-ol (358 mg, 0.81 mmol, azeotroped with toluene, Example 11, Step C), di-tert-butyl dicarbonate (885 mg, 4.05 mmol) and MeCN (6mL) was added. After the reaction was stirred overnight, the solid was filtered and rinsed with 5:1 heptane:EtOAc. The filtrate was purified by combi-flash (40 g SiO_2 , 25% to 50% EtOAc/hexanes) to provide the title compound (420 mg, 0.780 mmol, 95 % yield).

[00367] Step B. tert-Butyl 4-((8R,9S,10R,11S,13S,14S,17S)-17-(3,3-dimethylbut-1-yn-1-yl)-17-hydroxy-13-methyl-3-oxo-2,3,6,7,8,9,10,11,12,13,14,15,16,17-tetradecahydro-1H-cyclopenta[a]phenanthren-11-yl)phenyl)carbamate

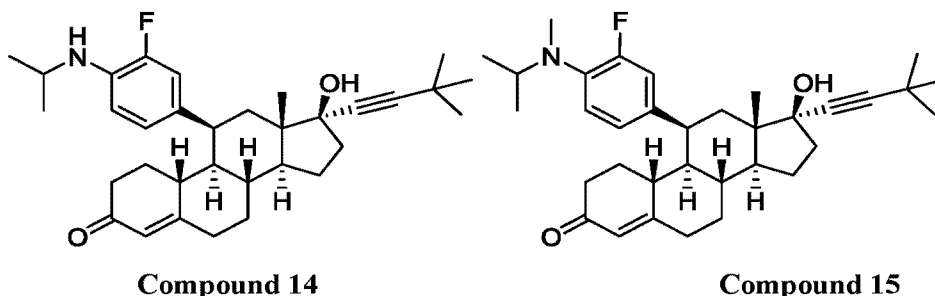


[00368] The title compound was prepared from tert-butyl (4-((8R,9S,10R,11S,13S,14S)-17-hydroxy-13-methyl-1,2,6,7,8,9,10,11,12,13,14,15,16,17-tetradecahydrospiro[cyclopenta[a]phenanthrene-3,2'-[1,3]dithiolan]-11-yl)phenyl)carbamate (Step A) by procedures similar to those described in Example 2, Steps G, H, and I.

[00369] Step C. (8R,9S,10R,11S,13S,14S,17S)-11-(4-Aminophenyl)-17-(3,3-dimethylbut-1-yn-1-yl)-17-hydroxy-13-methyl-1,2,6,7,8,9,10,11,12,13,14,15,16,17-tetradecahydro-3H-cyclopenta[a]phenanthren-3-one

[00370] A flask was charged with tert-butyl (4-((8R,9S,10R,11S,13S,14S,17S)-17-(3,3-dimethylbut-1-yn-1-yl)-17-hydroxy-13-methyl-3-oxo-2,3,6,7,8,9,10,11,12,13,14,15,16,17-tetradecahydro-1H-cyclopenta[a]phenanthren-11-yl)phenyl)carbamate (39 mg, 0.07 mmol, Step B) in acetone (1 mL), followed by addition of 4 N HCl in dioxane (0.09 mL, 0.36 mmol). After the resulting clear mixture was stirred at rt for 5 h, it was quenched with sat NaHCO₃ solution and then extracted with EtOAc. The organic layer was washed with brine, dried over anhydrous sodium sulfate, and concentrated. The crude product was purified by combi-flash (4 g SiO₂, 0 to 70% EtOAc/hexanes) to provide the title compound (8.0 mg, 0.018 mmol, 25%) as an off-white solid. ¹H NMR (400 MHz, *DICHLOROMETHANE-d*₂) δ ppm 7.12 (d, J=8.33 Hz, 2 H), 6.49 - 6.55 (d, 2 H), 5.71 (s, 1 H), 3.22 (br t, J=5.92 Hz, 1 H), 2.71-2.77 (m, 1 H), 2.40 - 2.45 (m, 1 H), 2.23 - 2.33 (m, 1 H), 1.91 - 2.19 (m, 6 H), 1.70 - 1.85 (m, 3 H), 1.54 - 1.69 (m, 2 H), 1.34 - 1.48 (m, 3 H), 1.22-1.34 (m, 1 H), 1.14 (s, 9 H), 0.54 (s, 3 H); m/z (ESI, +ve ion) = 446.3 [M+H]⁺.

Example 13. Compounds 14 and 15. (8R,9S,10R,11S,13S,14S,17S)-17-(3,3-dimethylbut-1-yn-1-yl)-11-(3-fluoro-4-(isopropylamino)phenyl)-17-hydroxy-13-methyl-1,2,6,7,8,9,10,11,12,13,14,15,16,17-tetradecahydro-3H-cyclopenta[a]phenanthren-3-one (14) and (8R,9S,10R,11S,13S,14S,17S)-17-(3,3-Dimethylbut-1-yn-1-yl)-11-(3-fluoro-4-(isopropyl(methyl)amino)phenyl)-17-hydroxy-13-methyl-1,2,6,7,8,9,10,11,12,13,14,15,16,17-tetradecahydro-3H-cyclopenta[a]phenanthren-3-one (15)

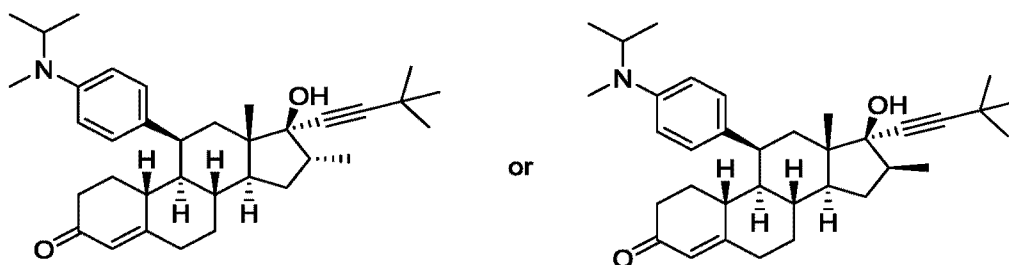


[00371] A dry flask was charged with (8R,9S,11S,13S,14S,17S)-17-(3,3-dimethylbut-1-ynyl)-17-hydroxy-11-[4-(isopropyl(methyl)amino)phenyl]-13-methyl-1,2,6,7,8,9,10,11,12,14,15,16-dodecahydrocyclopenta[a]phenanthren-3-one (300 mg, 0.60 mmol, Example 10) and DCM (8 mL). The flask was cooled to 0 °C and 1-fluoro-2,4,6-trimethylpyridinium trifluoromethanesulfonate (294 mg, 1.02 mmol) was added. After the reaction was stirred at 0 °C for 60 min, it was warmed up to rt and stirred for another 30 min. The reaction mixture was quenched with NaHCO₃ solution (6 ml) and extracted with EtOAc (200 ml). The organic layer was washed with brine, dried over anhydrous sodium sulfate, and concentrated. The residue was purified by combi-flash eluting with 1:9 EtOAc / hexanes to provide a mixture of **14** and **15**. The mixture was purified by preparative reverse-phase HPLC (gradient elution of 10% to 90% MeCN in water, which both solvents contain 0.1% formic acid, 30 min method) to give (8R,9S,10R,11S,13S,14S,17S)-17-(3,3-dimethylbut-1-yn-1-yl)-11-(3-fluoro-4-(isopropyl(methyl)amino)phenyl)-17-hydroxy-13-methyl-1,2,6,7,8,9,10,11,12,13,14,15,16,17-tetradecahydro-3H-cyclopenta[a]phenanthren-3-one (**15**) as the first eluting isomer and (8R,9S,10R,11S,13S,14S,17S)-17-(3,3-dimethylbut-1-yn-1-yl)-11-(3-fluoro-4-(isopropylamino)phenyl)-17-hydroxy-13-methyl-1,2,6,7,8,9,10,11,12,13,14,15,16,17-tetradecahydro-3H-cyclopenta[a]phenanthren-3-one (**14**) as the second eluting isomer.

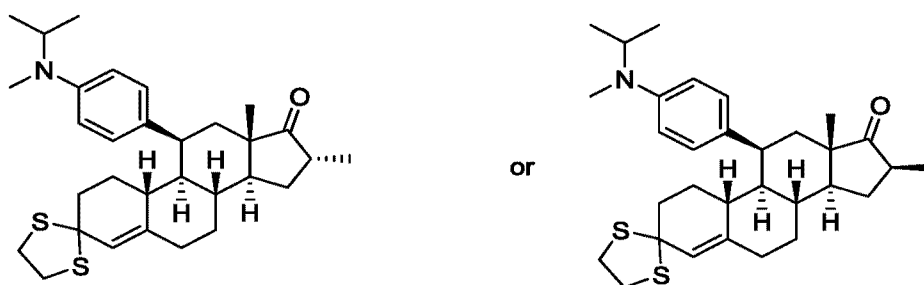
Compound **14**: ¹H NMR (400 MHz, CHLOROFORM-*d*) δ ppm 6.99 - 7.22 (m, 2 H), 6.62 (t, *J*=8.62 Hz, 1 H), 5.87 (s, 1 H), 3.47 - 3.75 (m, 1 H), 3.22 - 3.46 (m, 1 H), 2.76-2.86 (br dd, *J*=3.00, 1.68 Hz, 1 H), 2.530-2.58 (br d, *J*=14.32 Hz, 1 H), 2.34 - 2.43 (m, 1 H), 2.21-2.35 (m, 2H), 2.14-2.211 (m, 1H), 2.05-2.14 (m, 1H), 2.02-2.05 (m, 1H), 1.83 - 2.00 (m, 2 H), 1.68-1.78 (m, 1H), 1.64-1.68 (m, 1H), 1.45 - 1.55 (m, 3 H), 1.32 - 1.42 (m, 1 H), 1.24-1.27 (d, *J*=4 Hz, 3 H), 1.20 - 1.24 (m, 12 H), 1.05-1.15 (m, 2H), 0.57 - 0.68 (m, 3 H); *m/z* (ESI, +ve ion) 506.5 (M+H)⁺.

Compound **15**: ¹H NMR (400 MHz, CHLOROFORM-*d*) δ ppm 6.98 - 7.17 (m, 2 H), 6.84 (t, *J*=8.84 Hz, 1 H), 5.87 (s, 1 H), 3.66 - 3.81 (m, 1 H), 3.35 (br t, *J*=5.12 Hz, 1 H), 2.84 (br dd, *J*=3.29, 1.53 Hz, 1 H), 2.69 (s, 3 H), 2.50 - 2.59 (m, 1 H), 2.38-2.43 (m, 1H), 2.22-2.36 (m, 2 H), (dt, *J*=1.97, 1.06 Hz, 1 H), 2.10 - 2.22 (m, 2 H), 2.01 - 2.12 (m, 2 H), 1.84 - 2.00 (m, 2 H), 1.69 - 1.81 (m, 1 H), 1.66 (s, 1 H), 1.43 - 1.56 (m, 2 H), 1.34-1.44 (m, 1H), 1.25-1.33 (m, 3 H), 1.24 (9 s, H), 1.07 - 1.18 (m, 6 H), 0.63 (s, 3 H); *m/z* (ESI, +ve ion) 520.4 (M+H)⁺.

Example 14. Compound 8. (8R,9S,10R,11S,13S,14S,16R,17S)-17-(3,3-Dimethylbut-1-yn-1-yl)-17-hydroxy-11-(4-(isopropyl(methyl)amino)phenyl)-13,16-dimethyl-1,2,6,7,8,9,10,11,12,13,14,15,16,17-tetradecahydro-3H-cyclopenta[a]phenanthren-3-one or (8R,9S,10R,11S,13S,14S,16S,17S)-17-(3,3-dimethylbut-1-yn-1-yl)-17-hydroxy-11-(4-(isopropyl(methyl)amino)phenyl)-13,16-dimethyl-1,2,6,7,8,9,10,11,12,13,14,15,16,17-tetradecahydro-3H-cyclopenta[a]phenanthren-3-one



[00372] Step A. (8R,9S,10R,11S,13S,14S,16R)-11-(4-(isopropyl(methyl)amino)phenyl)-13,16-dimethyl-1,6,7,8,9,10,11,12,13,14,15,16-dodecahydrospiro[cyclopenta[a]phenanthrene-3,2'-[1,3]dithiolan]-17(2H)-one or (8R,9S,10R,11S,13S,14S,16S)-11-(4-(isopropyl(methyl)amino)phenyl)-13,16-dimethyl-1,6,7,8,9,10,11,12,13,14,15,16-dodecahydrospiro[cyclopenta[a]phenanthrene-3,2'-[1,3]dithiolan]-17(2H)-one



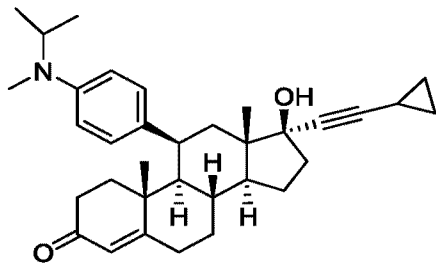
[00373] To a solution of (8S,13S,14S)-13-methyl-1,4,6,7,8,12,13,14,15,16-decahydrospiro[cyclopenta[a]phenanthrene-3,2'-[1,3]dioxolan]-17(2H)-one (8.00 g, 25.4 mmol, an intermediate of Example 10 in Step G) and 3 ml of DMPU in THF (50 mL) at -45 °C was added [bis(trimethylsilyl)amino]lithium (50.9 mL, 50.9 mmol). After 30 min stirring, iodomethane (7.92 mL, 127 mmol) was added. The reaction was stirred at -20 °C for 1 h and was quenched with sat.NH₄Cl, extracted with EtOAc, washed with brine, dried over Na₂SO₄, and concentrated under reduced pressure. The residue was purified by a combi-flash (10-20% EtOAc/hexanes) to give the title compound (6.70 g, 20.4 mmol, 80% yield).

[00374] Step B. (8R,9S,10R,11S,13S,14S,16R,17S)-17-(3,3-Dimethylbut-1-yn-1-yl)-17-hydroxy-11-(4-(isopropyl(methyl)amino)phenyl)-13,16-dimethyl-1,2,6,7,8,9,10,11,12,13,14,15,16,17-tetradecahydro-3H-cyclopenta[a]phenanthren-3-one or (8R,9S,10R,11S,13S,14S,16S,17S)-17-(3,3-dimethylbut-1-yn-1-yl)-17-hydroxy-11-(4-(isopropyl(methyl)amino)phenyl)-13,16-dimethyl-1,2,6,7,8,9,10,11,12,13,14,15,16,17-tetradecahydro-3H-cyclopenta[a]phenanthren-3-one

[00375] The title compound was prepared from (8R,9S,10R,11S,13S,14S,16R)-11-(4-(isopropyl(methyl)amino)phenyl)-13,16-dimethyl-1,6,7,8,9,10,11,12,13,14,15,16-dodecahydrospiro[cyclopenta[a]phenanthrene-3,2'-[1,3]dithiolan]-17(2H)-one or (8R,9S,10R,11S,13S,14S,16S)-11-(4-(isopropyl(methyl)amino)phenyl)-13,16-dimethyl-1,6,7,8,9,10,11,12,13,14,15,16-dodecahydrospiro[cyclopenta[a]phenanthrene-3,2'-[1,3]dithiolan]-17(2H)-one (Step A) by procedures similar to those described in Example 2, Steps H and I.

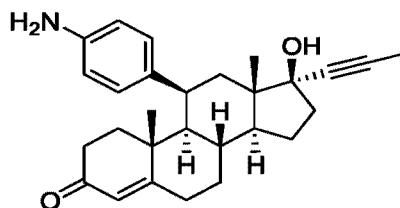
[00376] ^1H NMR (400 MHz, *CHLOROFORM-d*) δ 7.24 (d, $J=8.77$ Hz, 2H), 6.71 (d, $J=8.92$ Hz, 2H), 5.85 (s, 1H), 4.02-4.13 (m, 1H), 3.27-3.37 (m, 1H), 2.77-2.92 (m, 1H), 2.67-2.73 (m, 3H), 2.47-2.58 (m, 1H), 2.36 (m, 1H), 1.85-2.31 (m, 8H), 1.57-1.75 (m, 1H), 1.44-1.57 (m, 2H), 1.19-1.30 (m, 11H), 1.16 (dd, $J=5.12, 6.58$ Hz, 6H), 1.11 (m, 4H), 0.73 (s, 3H); m/z (ESI, +ve ion) = 516.5 $[\text{M}+\text{H}]^+$.

Example 15. Compound 21. (8S,9R,10R,11S,13S,14S,17S)-17-(Cyclopropylethynyl)-17-hydroxy-11-(4-(isopropyl(methyl)amino)phenyl)-10,13-dimethyl-1,2,6,7,8,9,10,11,12,13,14,15,16,17-tetradecahydro-3H-cyclopenta[a]phenanthren-3-one



[00377] Example 15 was prepared from (8'S,9'S,10'R,13'R,14'S)-10',13'-dimethyl-1',4',7',8',9',10',13',14',15',16'-decahydro-2'H-dispiro[[1,3]dioxolane-2,3'-cyclopenta[a]phenanthrene-17',2''-[1,3]dioxolan]-11'-yl 1,1,2,2,3,3,4,4,4-nonafluorobutane-1-sulfonate (Example 1, Step B) by procedures similar to those described in Example 1, Steps C-M, substituting formaldehyde with acetone in Step H and substituting 3-methoxyprop-1-yne with ethynylcyclopropane in Step M. ^1H NMR (400 MHz, *CHLOROFORM-d*) δ ppm 7.20-7.40 (m, 2 H), 6.64 (d, $J=8.77$ Hz, 2 H), 5.68 (d, $J=1.32$ Hz, 1 H), 4.05 (m, 1 H), 3.50 (s, 1 H), 3.40 (m, 1 H), 2.71 (s, 3 H), 2.50 (m, 1 H), 2.20-2.40 (m, 5 H), 2.10-2.20 (m, 2 H), 1.95 (m, 3 H), 1.73 (m, 2 H), 1.43 (m, 3 H), 1.30 (m, 2 H), 1.16 (dd, $J=6.58, 1.17$ Hz, 6 H), 1.02 (s, 3 H), 0.87 (s, 3 H), 0.74 - 0.84 (m, 2 H), 0.60 - 0.73 (m, 2 H); m/z (ESI, +ve ion) = 486.4 $[\text{M}+\text{H}]^+$.

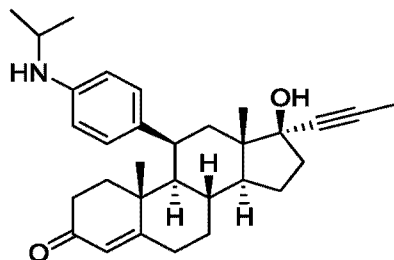
Example 16. Compound 26. (8S,9R,10R,11S,13S,14S,17S)-11-(4-Aminophenyl)-17-hydroxy-10,13-dimethyl-17-(prop-1-yn-1-yl)-1,2,6,7,8,9,10,11,12,13,14,15,16,17-tetradecahydro-3H-cyclopenta[a]phenanthren-3-one



[00378] Example 16 was prepared from (8'S,9'S,10'R,13'R,14'S)-10',13'-dimethyl-1',4',7',8',9',10',13',14',15',16'-decahydro-2'H-dispiro[[1,3]dioxolane-2,3'-cyclopenta[a]phenanthrene-17',2''-[1,3]dioxolan]-11'-yl 1,1,2,2,3,3,4,4,4-nonafluorobutane-1-sulfonate (Example 1, Step B) by procedures similar to those described in Example 1, Steps C-G, substituting (4-((tert-butoxycarbonyl)(methyl)amino)phenyl)boronic acid with (4-((tert-butoxycarbonyl)aminophenyl)boronic acid in Step C, and followed by procedures similar to those

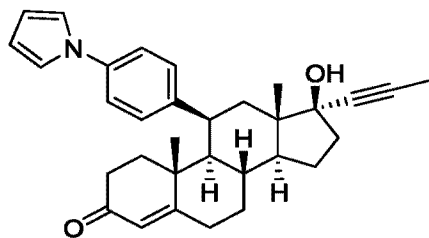
described in Example 1, Steps I-M, substituting 3-methoxyprop-1-yne with prop-1-yne in Step M. ^1H NMR (400 MHz, *CHLOROFORM-d*) δ ppm 7.26-7.05 (br s, 2 H), 6.54 - 6.62 (m, 2 H), 5.69 (d, $J=1.32$ Hz, 1 H), 3.59 (br s, 2 H), 3.41 (t, $J=5.55$ Hz, 1 H), 2.46 - 2.59 (m, 1 H), 2.11 - 2.33 (m, 7 H), 1.86 - 1.99 (m, 3 H), 1.89 (s, 3H), 1.64 - 1.81 (m, 3 H), 1.36 - 1.56 (m, 3 H), 1.10 - 1.23 (m, 1H), 1.03 (s, 3 H), 0.87 (s, 3 H); m/z (ESI, +ve ion) = 418.3 $[\text{M}+\text{H}]^+$.

Example 17. Compound 30. (8S,9R,10R,11S,13S,14S,17S)-17-Hydroxy-11-(4-(isopropylamino)phenyl)-10,13-dimethyl-17-(prop-1-yn-1-yl)-1,2,6,7,8,9,10,11,12,13,14,15,16,17-tetradecahydro-3H-cyclopenta[a]phenanthren-3-one



[00379] Example 17 was prepared from 8S,9R,10R,11S,13S,14S,17S)-11-(4-aminophenyl)-17-hydroxy-10,13-dimethyl-17-(prop-1-yn-1-yl)-1,2,6,7,8,9,10,11,12,13,14,15,16,17-tetradecahydro-3H-cyclopenta[a]phenanthren-3-one (Example 16) by procedure similar to that described in Example 1, Step H, substituting formaldehyde with acetone. ^1H NMR (400 MHz, *CHLOROFORM-d*) δ ppm 7.25-7.05 (br s, 2 H), 6.46 (d, $J=8.77$ Hz, 2 H), 5.68 (d, $J=1.17$ Hz, 1 H), 3.61 (quin, $J=6.29$ Hz, 1 H), 3.33 - 3.43 (m, 2 H), 2.47 - 2.56 (m, 1 H), 2.10 - 2.34 (m, 7 H), 1.86 - 1.99 (m, 3 H), 1.89 (s, 3H), 1.70 - 1.84 (m, 3 H), 1.36 - 1.51 (m, 3 H), 1.22 (d, $J=4.0$ Hz, 1H), 1.21 (d, $J=4.0$ Hz, 1H), 1.09 - 1.18 (m, 1 H), 1.03 (s, 3 H) 0.88 (s, 3 H); m/z (ESI, +ve ion) = 460.4 $[\text{M}+\text{H}]^+$.

Example 18. Compound 31. (8S,9R,10R,11S,13S,14S,17S)-11-(4-(1H-Pyrrol-1-yl)phenyl)-17-hydroxy-10,13-dimethyl-17-(prop-1-yn-1-yl)-1,2,6,7,8,9,10,11,12,13,14,15,16,17-tetradecahydro-3H-cyclopenta[a]phenanthren-3-one



[00380] Example 18 was prepared from 8S,9R,10R,11S,13S,14S,17S)-11-(4-aminophenyl)-17-hydroxy-10,13-dimethyl-17-(prop-1-yn-1-yl)-1,2,6,7,8,9,10,11,12,13,14,15,16,17-tetradecahydro-3H-cyclopenta[a]phenanthren-3-one (Example 16) by procedure similar to that described in Example 1, Step H, substituting formaldehyde with 2,5-dimethoxytetrahydrofuran. ^1H NMR (400 MHz, *CHLOROFORM-d*) δ ppm 7.40-7.65 (br s, 2 H), 7.23 - 7.27 (m, 2 H), 7.10 (t, $J=2.19$ Hz, 2 H), 6.35 (t, $J=2.19$ Hz, 2 H), 5.71 (d, $J=1.02$ Hz, 1 H), 3.55 (br t, $J=5.85$ Hz, 1 H), 2.54 (td, $J=14.47$,

4.53 Hz, 1 H), 2.15 - 2.39 (m, 7 H), 1.94 - 2.01 (m, 3H), 1.91 (s, 3H), 1.70 - 1.85 (m, 3 H), 1.41 - 1.58 (m, 3 H), 1.12 - 1.23 (m, 1 H), 1.07 (s, 3 H), 0.86 (s, 1 H); m/z (ESI, +ve ion) = 468.4 [M+H]⁺.

II. Biological Evaluation

Example A: In Vivo GR Luciferase Assay

Cell Line: CHO/GR/MMTV Luciferase

Culture Media: DMEM (with phenol red) + 10% FBS

Assay Media: DMEM (without phenol red) + 10% CSS

[00381] A 1 × 10cm plate of cells was split into 2 × 15cm plates in Assay Media (CSS). After 4 days, the cells in the Assay Media were collected and counted.

[00382] Antagonist Assay: 1.5×10⁴ cells per well were plated in a 384-well white walled TC plate in 20ul of Assay Media containing 12.5nM Dexamethasone (final concentration = 10nM).

[00383] The plates were covered with film to avoid evaporation and placed in a TC incubator. Media/drug dilutions were prepared in Assay Media in 96-well sterile plates.

[00384] 100ul of Assay Media was distributed in aliquots into 96-well plates with an 8-Channel pipette (20-200ul). 0.5ul of 1000X concentration of compounds were added to the plates with 8-Channel pipette (0.5-10ul). The plates were shaken for 15 seconds to mix. The film was removed from the 384-well plates with assay cells. 5ul of media/drug dilutions were added to appropriate wells. The plates were covered with film to avoid evaporation and placed in a TC incubator overnight. After 16-18 h in the incubator, the plates were removed and sat at room temperature for 10 minutes to equilibrate. The Reagent Dispenser was setup to distribute 25ul aliquots of OneGlo Luciferase Reagent (at room temperature) to each well of the 384-well plate using standard cassette. After OneGlo was added to the plates, the plates were shaken briefly, then incubated in the dark at room temperature for about 3 minutes. The plates were read using a Tecan or Promega luminometer.

[00385] The ability of the compounds disclosed herein to inhibit GR activity was quantified and the respective IC₅₀ value was determined. Table 3 provides the cellular IC₅₀ values of various substituted steroidal compounds disclosed herein.

TABLE 3

No.	GR IC ₅₀ (nM)	No.	GR IC ₅₀ (nM)
1	A	17	B
2	A	18	A
3	A	19	B

4	A	20	A
5	A	21	A
6	A	22	A
7	A	23	B
8	A	24	A
9	A	25	A
10	A	26	B
11	A	27	A
12	B	28	B
13	A	29	A
14	B	30	B
15	A	31	A
16	B	32	B

Note: Cellular assay IC₅₀ data are designated within the following ranges:

A: ≤ 100 nM

B: > 100 nM

Example B: In Vitro AR Agonism Assay

[00386] The AR agonism assay was done in the LNAR reporter cell line which has overexpressed AR and 4XARE-Luc genes. This cell line is sensitive to even minor partial AR agonism activity in hormone-deprived media (CSS). The assays were done in RPMI (without phenol red) +10% CSS using 6000 LNAR cells/well in 384-well plates and compounds were incubated with cells in 37°C incubator for 18-24hrs. OneGlo reagent (25uL/well) was added and plates were read with luminometer within 3 minutes.

[00387] Mifepristone shows strong partial AR agonism in concentrations as low as 10 nM, and is known to significantly promote CRPC growth both in vivo and in vitro. To gauge the AR partial agonism activity, Mifepristone is included as a standard in the assay. AR agonism assay results are quantified by determining the ratio of the maximum response of individual compounds to

the maximum response of Mifepristone (arbitrarily set to 1). Values of Table 4 are reported as Relative Maximum Response to Mifepristone. This general trend of AR agonism was shown for the class of compounds described herein.

TABLE 4

No.	Relative Maximum Response to Mifepristone
1	A
2	A
4	A
6	A
7	A
8	A
10	A
11	A
14	A
17	A
18	A
19	A
20	A
21	A
22	A
25	A
32	A

Note: AR agonism response assay data relative maximum response to Mifepristone is designated within the following ranges:

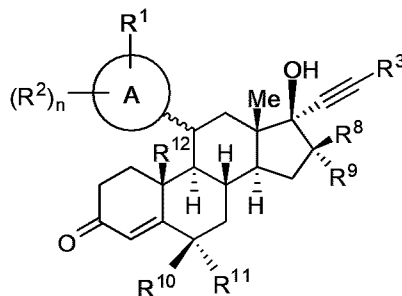
A: ≤ 0.4

B: > 0.4

CLAIMS

WHAT IS CLAIMED IS:

1. A compound having the structure of Formula (III), or a pharmaceutically acceptable salt, or solvate thereof:



Formula (III)

wherein

ring A is a phenyl;

R¹ is -NR^{4a}R^{5a};

each R² is independently -NR⁴R⁵, optionally substituted alkylNR⁴R⁵, halo, -OR⁶, -OH, optionally substituted alkyl, haloalkyl, optionally substituted carbocyclyl, optionally substituted carbocyclylalkyl, optionally substituted heteroalkyl, optionally substituted heterocyclyl, optionally substituted heterocyclylalkyl, optionally substituted hydroxyalkyl, -C(O)R⁶, -C(O)OR⁶, -C(O)NR⁴R⁵, -OC(O)OR⁶, -OC(O)NR⁴R⁵, -S(O)₂NR⁴R⁵, -S(O)₂R⁷, -S(O)R⁷, -SR⁷, -NR⁴S(O)₂NR⁴R⁵, -CN, -CO₂H, or -NO₂;

R³ is t-butyl;

R^{4a} is C₂₋₈ alkyl, optionally substituted carbocyclyl, optionally substituted aryl, optionally substituted heterocyclyl, optionally substituted heteroaryl, -S(O)₂R⁷, -C(O)N(R¹³)₂, -C(O)R⁶, or -C(O)OR⁶;

R^{5a} is hydrogen, optionally substituted alkyl, haloalkyl, optionally substituted carbocyclyl, optionally substituted aryl, optionally substituted heterocyclyl, optionally substituted heteroaryl, -S(O)₂R⁷, -C(O)N(R¹³)₂, -C(O)R⁶, or -C(O)OR⁶;

or R^{4a} and R^{5a} are taken together with the N atom to which they are attached to form an optionally substituted heterocycle;

R⁴ and R⁵ are each independently hydrogen, optionally substituted alkyl, haloalkyl, optionally substituted carbocyclyl, optionally substituted aryl, optionally substituted heterocyclyl, optionally substituted heteroaryl, -S(O)₂R⁷, -C(O)N(R¹³)₂, -C(O)R⁶, or -C(O)OR⁶;

or R⁴ and R⁵ are taken together with the N atom to which they are attached to form a substituted or unsubstituted heterocycle;

each R⁶ is independently optionally substituted alkyl, haloalkyl, optionally substituted carbocyclyl, optionally substituted aryl, optionally substituted heterocyclyl, or optionally substituted heteroaryl;

R⁷ is optionally substituted alkyl, haloalkyl, optionally substituted carbocyclyl, optionally substituted heteroalkyl, optionally substituted aryl, optionally substituted aralkyl, optionally substituted heterocyclyl, or optionally substituted heteroaryl;

R⁸ and R⁹ are hydrogen;

R¹⁰ and R¹¹ are hydrogen;

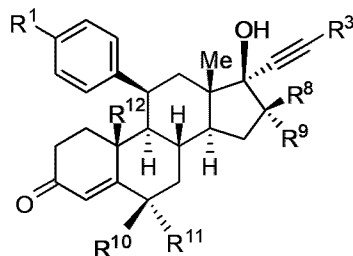
R¹² is hydrogen;

each R¹³ is independently H, optionally substituted alkyl, haloalkyl, optionally substituted carbocyclyl, optionally substituted heteroalkyl, optionally substituted aryl, optionally substituted aralkyl, optionally substituted heterocyclyl, or optionally substituted heteroaryl; and

n is 0, 1, or 2.

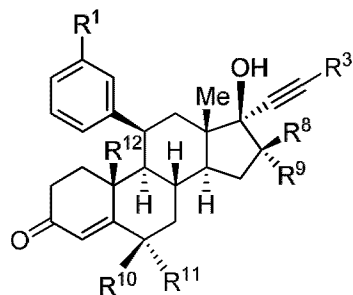
2. The compound of claim 1, or a pharmaceutically acceptable salt, or solvate thereof, wherein R^{4a} is C₂₋₈ alkyl.
3. The compound of claim 1, or a pharmaceutically acceptable salt, or solvate thereof, wherein R^{4a} is C₃₋₆ alkyl.
4. The compound of claim 1, or a pharmaceutically acceptable salt, or solvate thereof, wherein R^{4a} is C₂₋₄ alkyl.
5. The compound of claim 1, or a pharmaceutically acceptable salt, or solvate thereof, wherein R^{4a} is ethyl, i-propyl, or t-butyl.
6. The compound of any one of claims 1-5, or a pharmaceutically acceptable salt, or solvate thereof, wherein R^{5a} is hydrogen, optionally substituted alkyl, or haloalkyl.
7. The compound of any one of claims 1-5, or a pharmaceutically acceptable salt, or solvate thereof, wherein R^{5a} is hydrogen or alkyl.
8. The compound of any one of claims 1-5, or a pharmaceutically acceptable salt, or solvate thereof, wherein R^{5a} is C₁₋₆ alkyl.
9. The compound of claim 1, or a pharmaceutically acceptable salt, or solvate thereof, wherein R^{4a} and R^{5a} are taken together with the N atom to which they are attached to form an optionally substituted heterocycle.
10. The compound of of claim 9, or a pharmaceutically acceptable salt, or solvate thereof, wherein R^{4a} and R^{5a} are taken together with the N atom to which they are attached to form an optionally substituted pyrrolidinyl, an optionally substituted morpholinyl, an optionally substituted thiomorpholinyl, an optionally substituted piperidinyl, or an optionally substituted piperazinyl.
11. The compound of any one of claims 1-10, or a pharmaceutically acceptable salt, or solvate thereof, wherein n is 0.

12. The compound of any one of claims 1-10, or a pharmaceutically acceptable salt, or solvate thereof, wherein n is 1.
13. The compound of any one of claims 1-12, or a pharmaceutically acceptable salt, or solvate thereof, wherein each R² is independently –NR⁴R⁵, halo, –OR⁶, alkyl, fluoroalkyl, carbocyclyl, heteroalkyl, heterocyclyl, –S(O)₂NR⁴R⁵, or –S(O)₂R⁷.
14. The compound of any one of claims 1-13, or a pharmaceutically acceptable salt, or solvate thereof, wherein R⁴ and R⁵ are each independently hydrogen, C₁₋₆ alkyl, or –S(O)₂R⁷.
15. The compound of any one of claims 1-13, or a pharmaceutically acceptable salt, or solvate thereof, wherein R⁴ and R⁵ attached to the same N atom are taken together with the N atom to which they are attached to form a substituted or unsubstituted 4-, 5-, or 6-membered ring heterocycle additionally containing 0-3 heteroatoms selected from the group consisting of –O–, –NH–, –NR⁶–, –S–, and –S(O)₂–.
16. The compound of any one of claims 1-15, or a pharmaceutically acceptable salt, or solvate thereof, wherein R⁶ is alkyl, carbocyclyl, or fluoroalkyl.
17. The compound of any one of claims 1-16, or a pharmaceutically acceptable salt, or solvate thereof, wherein R⁷ is alkyl, carbocyclyl, optionally substituted aryl, optionally substituted aralkyl, or optionally substituted heterocyclyl.
18. The compound of any one of claims 1-17, or a pharmaceutically acceptable salt, or solvate thereof, wherein the compound has the structure of Formula (IIIa):



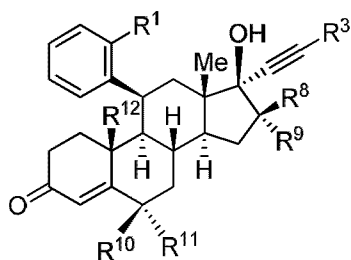
Formula (IIIa).

19. The compound of any one of claims 1-17, or a pharmaceutically acceptable salt, or solvate thereof, wherein the compound has the structure of Formula (IIIb):



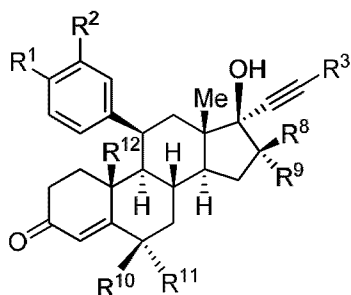
Formula (IIIb).

20. The compound of any one of claims 1-17, or a pharmaceutically acceptable salt, or solvate thereof, wherein the compound has the structure of Formula (IIIc):



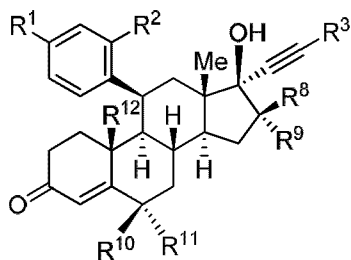
Formula (IIIc).

21. The compound of any one of claims 1-17, or a pharmaceutically acceptable salt, or solvate thereof, wherein the compound has the structure of Formula (III d):



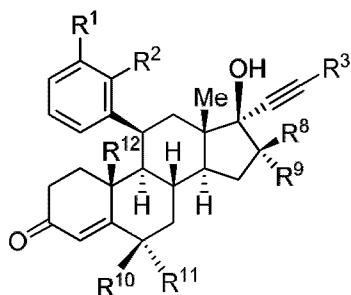
Formula (III d).

22. The compound of any one of claims 1-17, or a pharmaceutically acceptable salt, or solvate thereof, wherein the compound has the structure of Formula (III e):



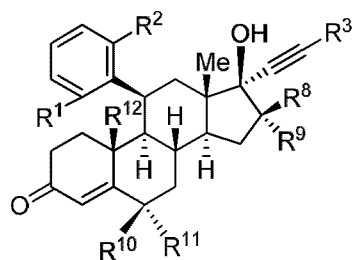
Formula (III e).

23. The compound of any one of claims 1-17, or a pharmaceutically acceptable salt, or solvate thereof, wherein the compound has the structure of Formula (III f):



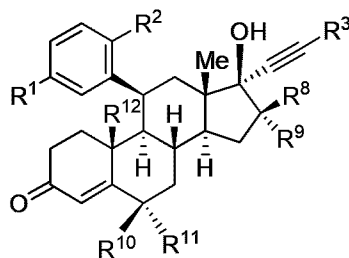
Formula (III f).

24. The compound of any one of claims 1-17, or a pharmaceutically acceptable salt, or solvate thereof, wherein the compound has the structure of Formula (III g):



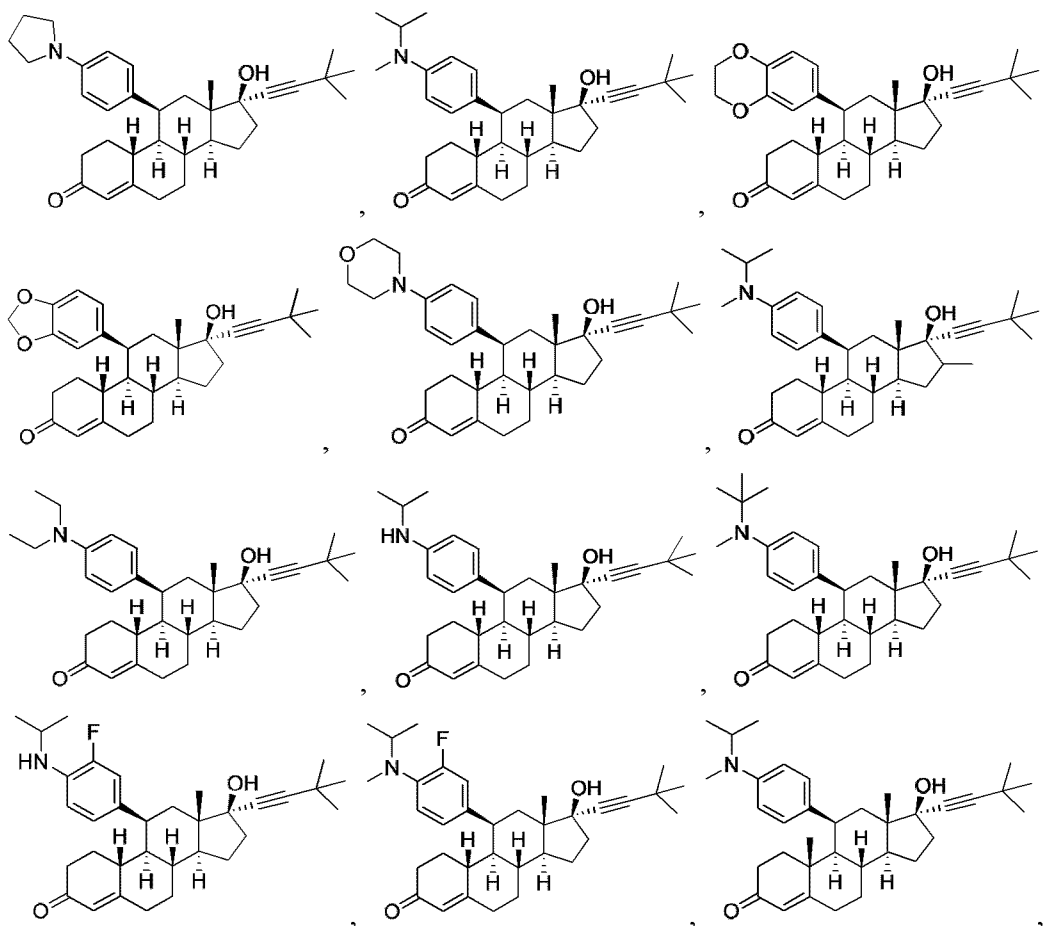
Formula (IIIg).

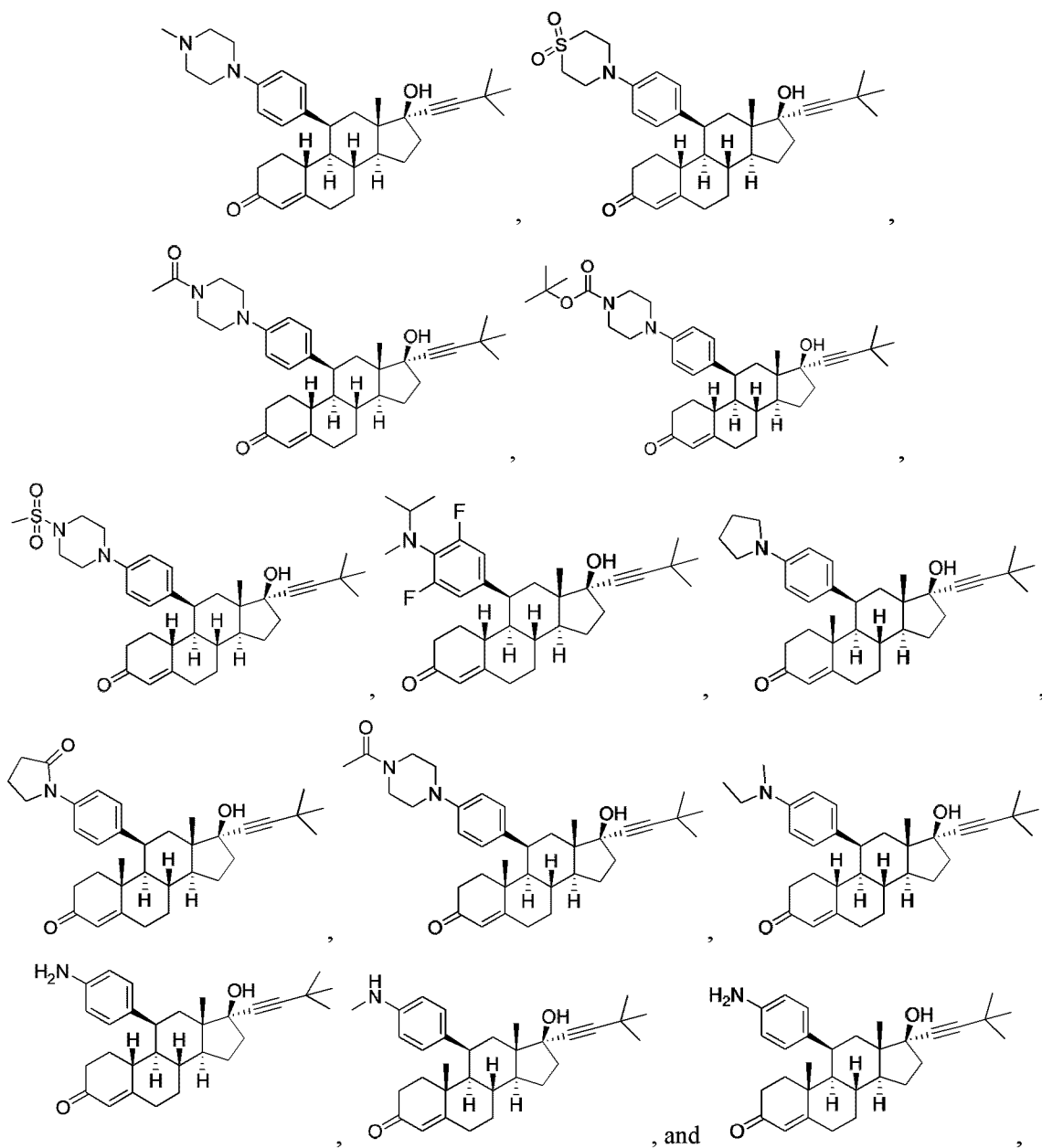
25. The compound of any one of claims 1-17, or a pharmaceutically acceptable salt, or solvate thereof, wherein the compound has the structure of Formula (IIIh):



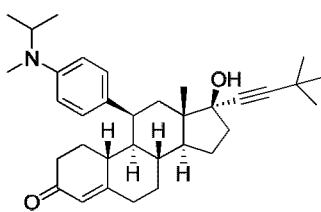
Formula (IIIh).

26. A compound selected from:

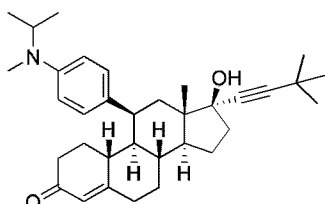


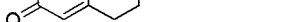


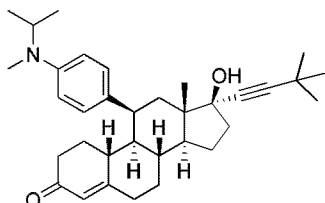
or a pharmaceutically acceptable salt, or solvate thereof.

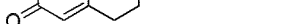
27. A compound that is , or a pharmaceutically acceptable salt, or solvate thereof.
28. A pharmaceutical composition comprising the compound of any one of claims 1-27, or a pharmaceutically acceptable salt, or solvate thereof, and at least one pharmaceutically acceptable excipient.

29. Use of the compound of any one of claims 1-27, or a pharmaceutically acceptable salt, or solvate thereof, for treating or preventing cancer in a subject in need thereof.
30. Use of the compound of any one of claims 1-27, or a pharmaceutically acceptable salt, or solvate thereof, in the manufacture of a medicament for treating or preventing cancer in a subject in need thereof.
31. Use of the compound of any one of claims 1-27 or a pharmaceutically acceptable salt, or solvate thereof, for reducing incidences of cancer recurrence in a subject in cancer remission.
32. Use of the compound of any one of claims 1-27 or a pharmaceutically acceptable salt, or solvate thereof, in the manufacture of a medicament for reducing incidences of cancer recurrence in a subject in cancer remission.
33. Use of the compound of any one of claims 1-27 or a pharmaceutically acceptable salt, or solvate thereof, for treating a chemo-resistant cancer in a subject in need thereof.
34. Use of the compound of any one of claims 1-27 or a pharmaceutically acceptable salt, or solvate thereof, in the manufacture of a medicament for treating a chemo-resistant cancer in a subject in need thereof.
35. The use of any one of claims 29-34, wherein the cancer is triple negative breast cancer, high grade serous ovarian cancer, castration resistant prostate cancer, or doubly resistant prostate cancer.
36. The use of any one of claims 29-34, wherein the cancer is non-small cell lung cancer.
37. The use of any one of claims 29-36, wherein the compound is formulated for administration with one or more additional therapeutic agents to the subject.
38. The use of claim 37, wherein the one or more additional therapeutic agents are androgen receptor signaling inhibitors.
39. The use of claim 38, wherein the androgen receptor signaling inhibitor is 3,3'-diindolylmethane (DIM), abiraterone acetate, ARN-509, bexlosteride, bicalutamide, dutasteride, epristeride, enzalutamide, finasteride, flutamide, izonsteride, ketoconazole, N-butylbenzene-sulfonamide, nilutamide, megestrol, steroidal antiandrogens, turosteride, or any combinations thereof.
40. The use of claim 37, wherein the one or more additional therapeutic agents are chemotherapeutic agents.
41. The use of claim 37, wherein the one or more additional therapeutic agents are anti-PD-L1 agents or anti-PD1 agents.
42. Use of the compound of any one of claims 1-27, or a pharmaceutically acceptable salt, or solvate thereof, for treating a hypercortisolism disease or disorder in a subject in need thereof.
43. Use of the compound of any one of claims 1-27, or a pharmaceutically acceptable salt, or solvate thereof, in the manufacture of a medicament for treating a hypercortisolism disease or disorder in a subject in need thereof.
44. The use of claim 42 or 43, wherein the hypercortisolism disease or disorder is Cushing's syndrome.



45. Use of a compound that is , and one or more additional therapeutic agents, for treating cancer in a subject in need thereof, wherein the cancer expresses glucocorticoid receptor (GR).

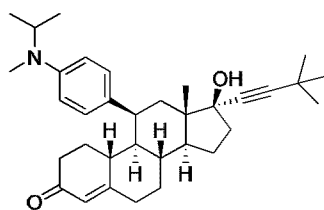


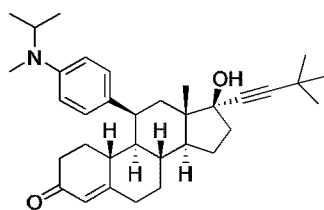
46. Use of a compound that is , and one or more additional therapeutic agents, in the manufacture of a medicament for treating cancer in a subject in need thereof, wherein the cancer expresses glucocorticoid receptor (GR).
47. The use of claim 45 or 46, wherein the one or more additional therapeutic agents is selected from one or more androgen receptor inhibitors, one or more chemotherapeutic agents, one or more immunotherapy agents, and any combinations thereof.
48. The use of claim 45 or 46, wherein the cancer is prostate cancer and the one or more additional therapeutic agents is one or more androgen receptor inhibitors.
49. The use of claim 48, wherein the one or more androgen receptor inhibitors is selected from 3,3'-diindolylmethane (DIM), abiraterone acetate, ARN-509, bexlosteride, bicalutamide, dutasteride, epristeride, enzalutamide, finasteride, flutamide, izonsteride, ketoconazole, N-butylbenzene-sulfonamide, nilutamide, megestrol, steroidal antiandrogens, turosteride, and any combinations thereof.
50. The use of claim 49, wherein the one or more androgen receptor inhibitors is selected from abiraterone acetate, ARN-509, bexlosteride, bicalutamide, dutasteride, enzalutamide, finasteride, flutamide, nilutamide, and any combinations thereof.
51. The use of claim 50, wherein the one or more androgen receptor inhibitors is selected from abiraterone acetate, ARN-509, enzalutamide, and any combinations thereof.
52. The use of claim 51, wherein the one or more androgen receptor inhibitors is abiraterone acetate.
53. The use of claim 51, wherein the one or more androgen receptor inhibitors is ARN-509.
54. The use of claim 51, wherein the one or more androgen receptor inhibitors is enzalutamide.

55. The use of claim 45 or 46, wherein the cancer is breast cancer and the one or more additional therapeutic agents is one or more chemotherapeutic agents.
56. The use of claim 55, wherein the one or more chemotherapeutic agents is selected from cisplatin, carboplatin, paclitaxel, gemcitabine, doxorubicin, camptothecin, topotecan, and any combinations thereof.
57. The use of claim 55, wherein the one or more chemotherapeutic agents is selected from cisplatin, carboplatin, paclitaxel, nab-paclitaxel, gemcitabine, topotecan, and any combinations thereof.
58. The use of claim 57, wherein the one or more chemotherapeutic agents is selected from cisplatin, carboplatin, paclitaxel, nab-paclitaxel, gemcitabine, and any combinations thereof.
59. The use of claim 58, wherein the one or more chemotherapeutic agents is selected from cisplatin, carboplatin, nab-paclitaxel, and any combinations thereof.
60. The use of claim 59, wherein the one or more chemotherapeutic agents is cisplatin.
61. The use of claim 59, wherein the one or more chemotherapeutic agents is carboplatin.
62. The use of claim 59, wherein the one or more chemotherapeutic agents is nab-paclitaxel.
63. The use of claim 45 or 46, wherein the one or more additional therapeutic agents is one or more immunotherapy agents.
64. The use of claim 63, wherein the one or immunotherapy agents is selected from one or more anti-PD-L1 agents and one or more anti-PD1 agents.
65. The use of claim 64, wherein the one or immunotherapy agents is selected from one or more anti-PD-L1 agents.
66. The use of claim 64, wherein the one or immunotherapy agents is selected from one or more anti-PD1 agents.
67. The use of any one of claims 29-66, wherein the compound is formulated for administration to the subject in need thereof one time per day, two times per day, three times per day, or four times per day.
68. The use of claim 67, wherein the compound is formulated for administration to the subject in need thereof one time per day or two times per day.

69. The use of claim 68, wherein the compound is formulated for administration to the subject in need thereof one time per day.
70. The use of claim 68, wherein the compound is formulated for administration to the subject in need thereof two times per day.
71. The use of any one of claims 29-66, wherein the compound is formulated for administration to the subject in need thereof in an oral dosage form.
72. The use of claim 71, wherein the oral dosage form is in the form of a tablet, a pill, a sachet, or a capsule.
73. The use of claim 71 or 72, wherein the oral dosage form is formulated for administration to the subject one time per day or two times per day.
74. The use of claim 73, wherein the oral dosage form is formulated for administration to the subject one time per day.
75. The use of claim 73, wherein the oral dosage form is formulated for administration to the subject two times per day.
76. The compound of any one of claims 1-27, or a pharmaceutically acceptable salt, or solvate thereof, for use in treating or preventing cancer in a subject in need thereof.
77. The compound of any one of claims 1-27, or a pharmaceutically acceptable salt, or solvate thereof, for use in reducing incidences of cancer recurrence in a subject in cancer remission.
78. The compound of any one of claims 1-27, or a pharmaceutically acceptable salt, or solvate thereof, for use in treating a chemo-resistant cancer in a subject in need thereof.
79. The compound for use of any one of claims 76-78, wherein the cancer is triple negative breast cancer, high grade serous ovarian cancer, castration resistant prostate cancer, or doubly resistant prostate cancer.
80. The compound for use of any one of claims 76-78, wherein the cancer is non-small cell lung cancer.
81. The compound for use of any one of claims 76-80, wherein the compound is formulated for administration with one or more additional therapeutic agents to the subject.
82. The compound for use of claim 81, wherein the one or more additional therapeutic agents are androgen receptor signaling inhibitors.
83. The compound for use of claim 82, wherein the androgen receptor signaling inhibitor is 3,3'-diindolylmethane (DIM), abiraterone acetate, ARN-509, bexlosteride, bicalutamide, dutasteride, epristeride, enzalutamide, finasteride, flutamide, izonsteride, ketoconazole, N-butylbenzene-sulfonamide, nilutamide, megestrol, steroidal antiandrogens, turosteride, or any combinations thereof.

84. The compound for use of claim 81, wherein the one or more additional therapeutic agents are chemotherapeutic agents.
85. The compound for use of claim 81, wherein the one or more additional therapeutic agents are anti-PD-L1 agents or anti-PD1 agents.
86. The compound of any one of claims 1-27, or a pharmaceutically acceptable salt, or solvate thereof, for use in treating a hypercortisolism disease or disorder in a subject in need thereof.
87. The compound for use of claim 86, wherein the hypercortisolism disease or disorder is Cushing's syndrome.



88. A compound that is , and one or more additional therapeutic agents, for use in treating cancer in a subject in need thereof, wherein the cancer expresses glucocorticoid receptor (GR).
89. The compound for use of claim 88, wherein the one or more additional therapeutic agents is selected from one or more androgen receptor inhibitors, one or more chemotherapeutic agents, one or more immunotherapy agents, and any combinations thereof.
90. The compound for use of claim 88, wherein the cancer is prostate cancer and the one or more additional therapeutic agents is one or more androgen receptor inhibitors.
91. The compound for use of claim 90 wherein the one or more androgen receptor inhibitors is selected from 3,3'-diindolylmethane (DIM), abiraterone acetate, ARN-509, bexlosteride, bicalutamide, dutasteride, epristeride, enzalutamide, finasteride, flutamide, izonsteride, ketoconazole, N-butylbenzene-sulfonamide, nilutamide, megestrol, steroidal antiandrogens, turosteride, and any combinations thereof.
92. The compound for use of claim 91, wherein the one or more androgen receptor inhibitors is selected from abiraterone acetate, ARN-509, bexlosteride, bicalutamide, dutasteride, enzalutamide, finasteride, flutamide, nilutamide, and any combinations thereof.
93. The compound for use of claim 92, wherein the one or more androgen receptor inhibitors is selected from abiraterone acetate, ARN-509, enzalutamide, and any combinations thereof.
94. The compound for use of claim 93, wherein the one or more androgen receptor inhibitors is abiraterone acetate.

95. The compound for use of claim 93, wherein the one or more androgen receptor inhibitors is ARN-509.
96. The compound for use of claim 93, wherein the one or more androgen receptor inhibitors is enzalutamide.
97. The compound for use of claim 88, wherein the cancer is breast cancer and the one or more additional therapeutic agents is one or more chemotherapeutic agents.
98. The compound for use of claim 97, wherein the one or more chemotherapeutic agents is selected from cisplatin, carboplatin, paclitaxel, gemcitabine, doxorubicin, camptothecin, topotecan, and any combinations thereof.
99. The compound for use of claim 97, wherein the one or more chemotherapeutic agents is selected from cisplatin, carboplatin, paclitaxel, nab-paclitaxel, gemcitabine, topotecan, and any combinations thereof.
100. The compound for use of claim 99, wherein the one or more chemotherapeutic agents is selected from cisplatin, carboplatin, paclitaxel, nab-paclitaxel, gemcitabine, and any combinations thereof.
101. The compound for use of claim 100, wherein the one or more chemotherapeutic agents is selected from cisplatin, carboplatin, nab-paclitaxel, and any combinations thereof.
102. The compound for use of claim 101, wherein the one or more chemotherapeutic agents is cisplatin.
103. The compound for use of claim 101, wherein the one or more chemotherapeutic agents is carboplatin.
104. The compound for use of claim 101, wherein the one or more chemotherapeutic agents is nab-paclitaxel.
105. The compound for use of claim 88, wherein the one or more additional therapeutic agents is one or more immunotherapy agents.
106. The compound for use of claim 105, wherein the one or immunotherapy agents is selected from one or more anti-PD-L1 agents and one or more anti-PD1 agents.
107. The compound for use of claim 106, wherein the one or immunotherapy agents is selected from one or more anti-PD-L1 agents.
108. The compound for use of claim 106, wherein the one or immunotherapy agents is selected from one or more anti-PD1 agents.

109. The compound for use of any one of claims 88-108, wherein the compound is formulated for administration to the subject in need thereof one time per day, two times per day, three times per day, or four times per day.
110. The compound for use of claim 109, wherein the compound is formulated for administration to the subject in need thereof one time per day or two times per day.
111. The compound for use of claim 110, wherein the compound is formulated for administration to the subject in need thereof one time per day.
112. The compound for use of claim 110, wherein the compound is formulated for administration to the subject in need thereof two times per day.
113. The compound for use of any one of claims 88-108, wherein the compound is formulated for administration to the subject in need thereof in an oral dosage form.
114. The compound for use of claim 113, wherein the oral dosage form is in the form of a tablet, a pill, a sachet, or a capsule.
115. The compound for use of claim 113 or 114, wherein the oral dosage form is formulated for administration to the subject one time per day or two times per day.
116. The compound for use of claim 115, wherein the oral dosage form is formulated for administration to the subject one time per day.
117. The compound for use of claim 115, wherein the oral dosage form is formulated for administration to the subject two times per day.