



US00D727430S

(12) **United States Design Patent**
Sumii et al.

(10) **Patent No.:** **US D727,430 S**
(45) **Date of Patent:** **** Apr. 21, 2015**

- (54) **CONTROLLER FOR ELECTRONIC DEVICE**
- (71) Applicant: **Sony Computer Entertainment Inc.,**
Tokyo (JP)
- (72) Inventors: **Tetsu Sumii, Tokyo (JP); Ennin Huang,**
Tokyo (JP)
- (73) Assignee: **Sony Computer Entertainment, Inc.,**
Tokyo (JP)
- (**) Term: **14 Years**

- D405,835 S 2/1999 Goto
- D416,588 S 11/1999 Goto
- D430,222 S 8/2000 Goto
- D430,223 S 8/2000 Goto
- D431,051 S 9/2000 Goto
- D439,580 S 3/2001 Goto
- D441,369 S 5/2001 Goto
- D442,180 S 5/2001 Goto
- D443,617 S 6/2001 Goto
- D443,618 S 6/2001 Goto
- D443,877 S 6/2001 Goto
- D444,469 S 7/2001 Goto
- D444,470 S 7/2001 Goto

(Continued)

- (21) Appl. No.: **29/460,698**
- (22) Filed: **Jul. 12, 2013**

(30) **Foreign Application Priority Data**

Feb. 19, 2013 (JP) D2013-003275

- (51) **LOC (10) Cl.** **21-01**
- (52) **U.S. Cl.**
USPC **D21/333; D14/410**

- (58) **Field of Classification Search**
CPC A63F 13/02; A63F 11/00; A63F 3/00;
A63F 9/00; A63F 13/08; A63F 2001/00;
G06F 17/00; G06F 19/00; G06F 17/32;
G06F 3/00
USPC D14/399-401, 412-416; D21/324, 333;
273/148 B; 463/1, 29-39, 46, 47;
345/156-161, 905

See application file for complete search history.

(56) **References Cited**

U.S. PATENT DOCUMENTS

- 5,551,693 A 9/1996 Goto et al.
- D382,603 S 8/1997 Goto
- D393,885 S 4/1998 Goto
- 5,759,100 A * 6/1998 Nakanishi 463/37
- D397,164 S 8/1998 Goto
- D398,032 S 9/1998 Goto
- D402,317 S 12/1998 Goto

<http://web.archive.org/web/20100327094036/http://clarkperf.thomasnet.com>, dated Mar. 27, 2010, retrieved on internet on Jul. 22, 2014.*

(Continued)


Primary Examiner — Prabhakar Deshmukh
(74) *Attorney, Agent, or Firm* — Rader, Fishman & Grauer PLLC

(57) **CLAIM**
The ornamental design for the controller for electronic device, as shown and described.

DESCRIPTION

FIG. 1 is a front, bottom, right perspective view of the controller for electronic device showing our new design; FIG. 2 is a front, top, left perspective view thereof; FIG. 3 is a front elevational view thereof; and, FIG. 4 is a bottom plan view thereof.
Depth of the twelve (12) small holes and the button large hole does not form part of the claimed design.
The broken lines showing of the controller for electronic device are for environmental purposes only and form no part of the claimed design.

1 Claim, 4 Drawing Sheets



(56)

References Cited

U.S. PATENT DOCUMENTS

D489,355 S * 5/2004 Yeh D14/188
D561,190 S 2/2008 Goto
D568,411 S * 5/2008 Navid et al. D21/333
D585,931 S * 2/2009 Palmer D18/7
D586,865 S * 2/2009 Ko et al. D21/333
D636,772 S * 4/2011 Cheng D14/400
D644,211 S * 8/2011 Hao et al. D14/219
8,517,835 B2 * 8/2013 Dwyer et al. 463/36

8,550,915 B2 * 10/2013 Ashida et al. 463/37
D699,212 S * 2/2014 Tanaka D14/188
2008/0015017 A1 * 1/2008 Ashida et al. 463/37
2010/0279771 A1 * 11/2010 Block et al. 463/37
2011/0195785 A1 * 8/2011 Ashida et al. 463/37

OTHER PUBLICATIONS

[http:// google.com/search?hl=en&site=img&tbm=isch&source=hp&biw](http://google.com/search?hl=en&site=img&tbm=isch&source=hp&biw), retrieved on Jul. 23, 2014.*

* cited by examiner




FIG. 1

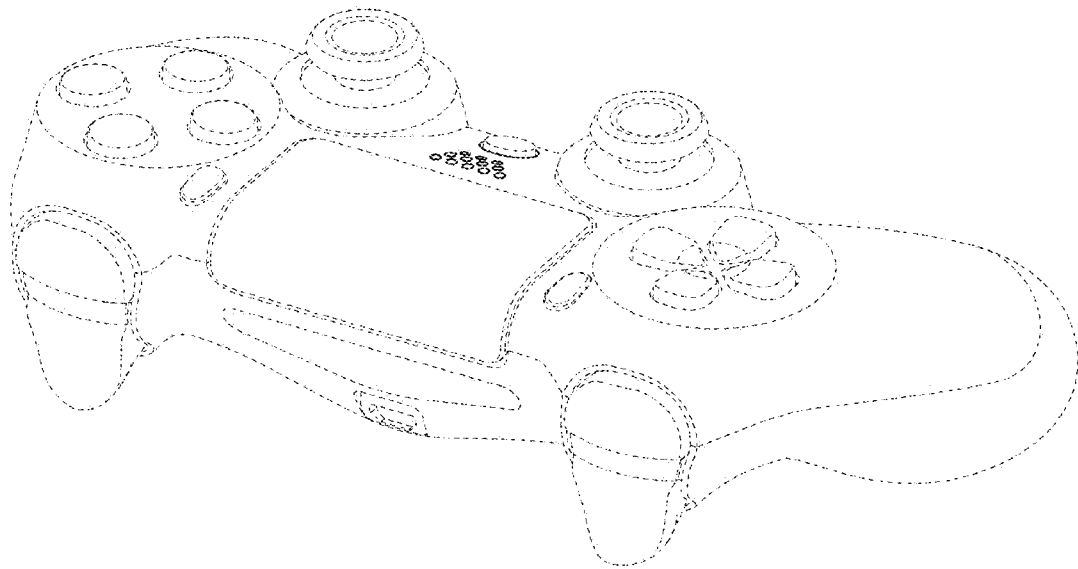


FIG. 2

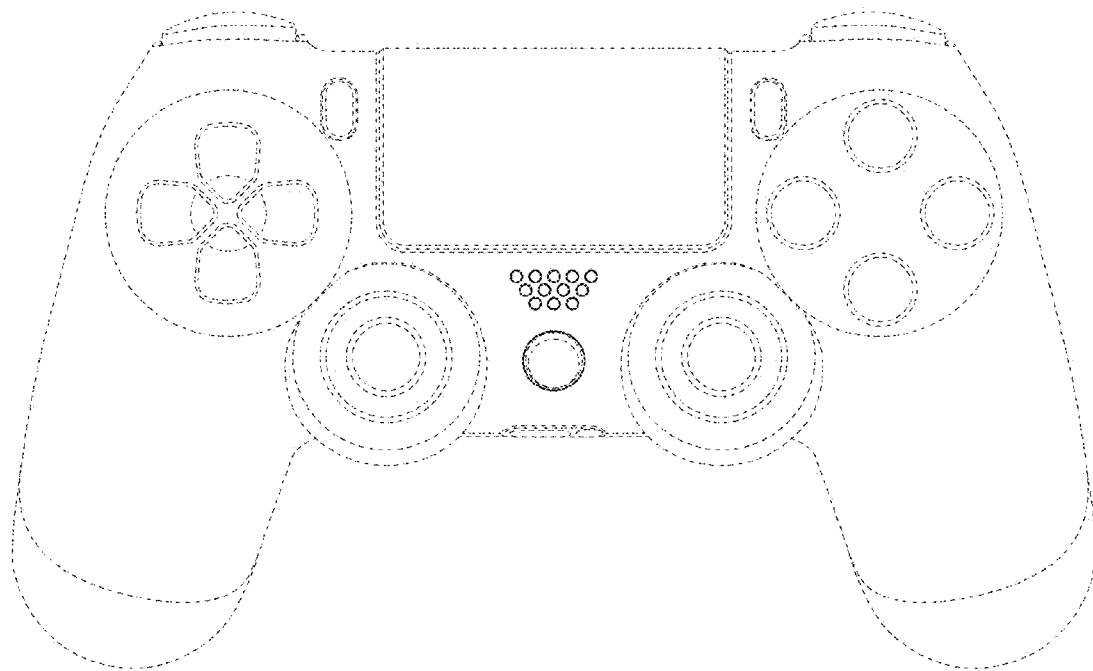


FIG. 3

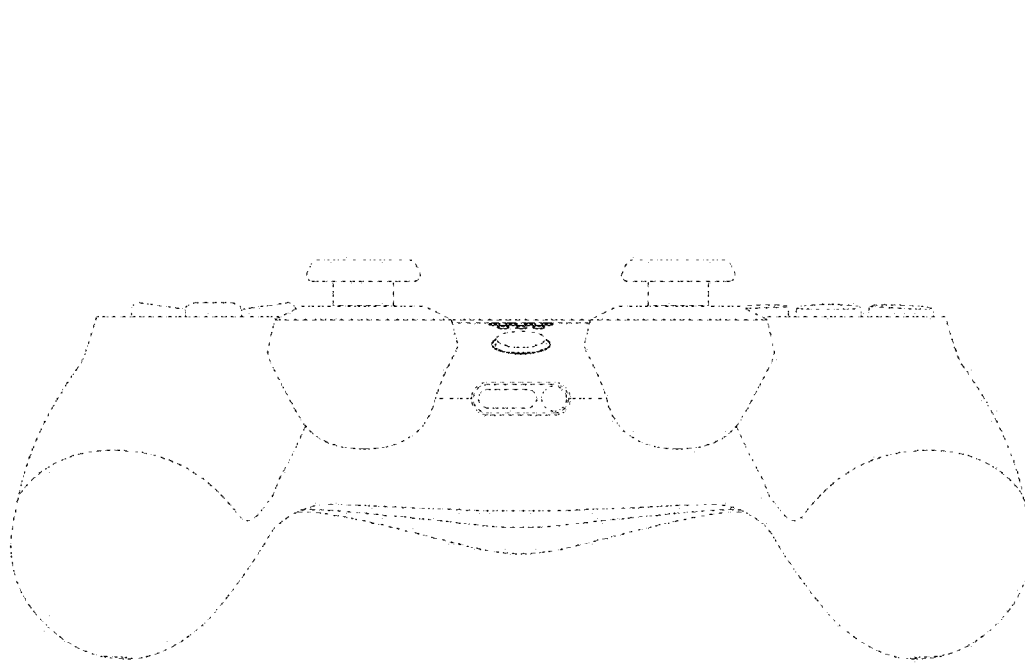


FIG. 4