

(19) World Intellectual Property Organization
International Bureau



(43) International Publication Date
4 October 2007 (04.10.2007)

PCT

(10) International Publication Number
WO 2007/112402 A1

(51) International Patent Classification:
C07D 487/04 (2006.01) *A61P 11/00* (2006.01)
A61K 31/55 (2006.01) *A61P 3/00* (2006.01)
A61P 25/00 (2006.01)

(21) International Application Number:
PCT/US2007/065051

(22) International Filing Date: 27 March 2007 (27.03.2007)

(25) Filing Language: English

(26) Publication Language: English

(30) Priority Data:
60/786,137 27 March 2006 (27.03.2006) US

(71) Applicant (for all designated States except US):
JANSSEN PHARMACEUTICA N.V. [BE/BE]; Turn-
hooutseweg 30, B-2340 Beerse (BE).

(72) Inventors; and

(75) Inventors/Applicants (for US only): XIA, Mingde
[CN/US]; 71 Willow Road, Belle Mead, NJ 08502 (US).
WACHTER, Michael [US/US]; 52 North Street, Blooms-
bury, NJ 08804 (US). PAN, Meng [US/US]; 155 Brandon
Court, Neshanic Station, NJ 08853 (US).

(74) Agents: JOHNSON, Philip, S. et al.; Johnson & Johnson,
One Johnson & Johnson Plaza, New Brunswick, New Jer-
sey 08933 (US).

(81) Designated States (unless otherwise indicated, for every
kind of national protection available): AE, AG, AL, AM,
AT, AU, AZ, BA, BB, BG, BH, BR, BW, BY, BZ, CA, CH,
CN, CO, CR, CU, CZ, DE, DK, DM, DZ, EC, EE, EG, ES,
FI, GB, GD, GE, GH, GM, GT, HN, HR, HU, ID, IL, IN,
IS, JP, KE, KG, KM, KN, KP, KR, KZ, LA, LC, LK, LR,
LS, LT, LU, LY, MA, MD, MG, MK, MN, MW, MX, MY,
MZ, NA, NG, NI, NO, NZ, OM, PG, PH, PL, PT, RO, RS,
RU, SC, SD, SE, SG, SK, SL, SM, SV, SY, TJ, TM, TN,
TR, TT, TZ, UA, UG, US, UZ, VC, VN, ZA, ZM, ZW.

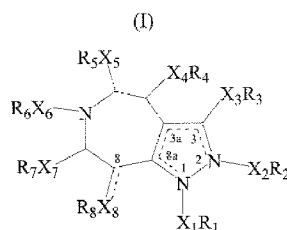
(84) Designated States (unless otherwise indicated, for every
kind of regional protection available): ARIPO (BW, GH,
GM, KE, LS, MW, MZ, NA, SD, SL, SZ, TZ, UG, ZM,
ZW), Eurasian (AM, AZ, BY, KG, KZ, MD, RU, TJ, TM),
European (AT, BE, BG, CH, CY, CZ, DE, DK, EE, ES, FI,
FR, GB, GR, HU, IE, IS, IT, LT, LU, LV, MC, MT, NL, PL,
PT, RO, SE, SI, SK, TR), OAPI (BF, BJ, CF, CG, CI, CM,
GA, GN, GQ, GW, ML, MR, NE, SN, TD, TG).

Published:

- with international search report
- before the expiration of the time limit for amending the
claims and to be republished in the event of receipt of
amendments

For two-letter codes and other abbreviations, refer to the "Guid-
ance Notes on Codes and Abbreviations" appearing at the begin-
ning of each regular issue of the PCT Gazette.

(54) Title: TETRAHYDRO-1H-1,2,6-TRIAZA-AZULENE CANNABINOID MODULATORS



(57) Abstract: Abstract of the Invention This invention is directed to a tetrahydro-1H-1,2,6-triaza-azulene cannabinoid modulator compound of formula (I): and a method for use in treating, ameliorating or preventing a cannabinoid receptor mediated syndrome, disorder or disease.



WO 2007/112402 A1

TETRAHYDRO-1H-1,2,6-TRIAZA-AZULENE CANNABINOID MODULATORS

CROSS-REFERENCE TO RELATED APPLICATIONS

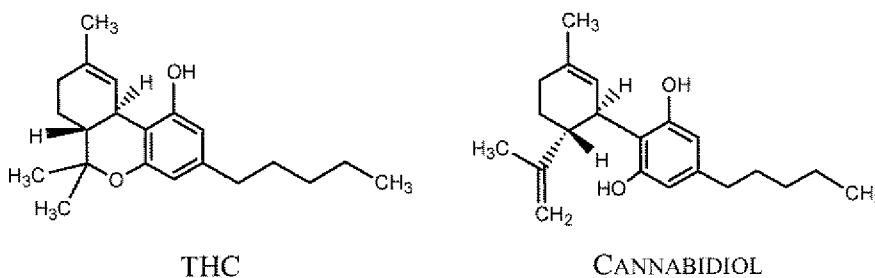
This present application claims benefit of U.S. Provisional Patent Application Serial No. 60/786137, filed March 27, 2006, which is incorporated herein by reference in its entirety and for all purposes.

FIELD OF THE INVENTION

This invention is directed to tetrahydro-1H-1,2,6-triaza-azulene cannabinoid (CB) modulator compounds and a method for use in treating, ameliorating or preventing a cannabinoid receptor mediated syndrome, disorder or disease.

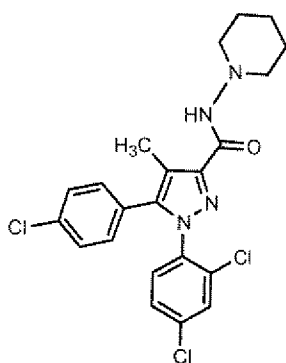
BACKGROUND OF THE INVENTION

Before the discovery of the cannabinoid CB1 and CB2 receptors, the term cannabinoid was used to describe the biologically active components of *cannabis sativa*, the most abundant of which are delta-9-tetrahydrocannabinol (THC) and cannabidiol.

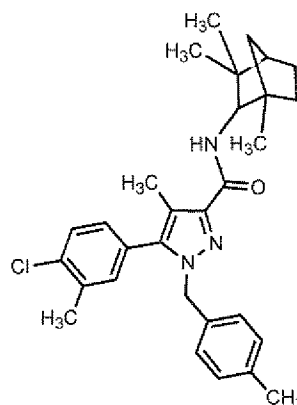


THC is a moderately potent partial agonist of the CB1 and CB2 receptors and is considered the “classical cannabinoid,” a term now used to refer to other analogues and derivatives that are structurally related to the tricyclic dibenzopyran THC core. The term “nonclassical cannabinoid” refers to cannabinoid agonists structurally related to cannabidiol.

Pharmacological investigations have concentrated on selective CB receptor modulators of the pyrazole structural class, which include SR 141716A (the monohydrochloride salt of SR 141716) and SR 144528.



SR 141716



SR 144528

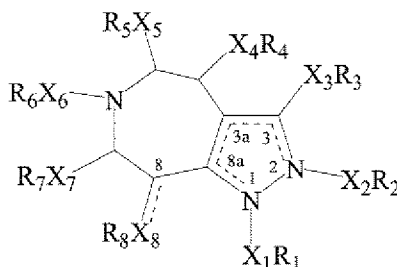
Pyrazole cannabinoid modulators are one among the many different structural classes which have aided the development of CB pharmacology, have helped to determine the biological effects mediated by the cannabinoid receptors, will lead to further refinement of current compounds and will be a source of new chemical classes in the future.

Certain compounds (including SR 141716, SR 144528 and the like) that were originally classified as selective antagonists are now considered to act as "inverse agonists" rather than pure antagonists. Inverse agonists have the ability to decrease the constitutive level of receptor activation in the absence of an agonist instead of only blocking the activation induced by agonist binding at the receptor. The constitutive activity of CB receptors has important implications since there is a level of continuous signaling by both CB1 and CB2 even in the absence of an agonist. For example, SR 141716A increases CB1 protein levels and sensitizes cells toward agonist action, thus indicating that inverse agonists may be another class of ligands used to modulate the endocannabinoid system and the downstream signaling pathways activated by CB receptors.

Advances in the synthesis of CB and cannabimimetic ligands have furthered the development of receptor pharmacology and provided evidence for the existence of additional cannabinoid receptor sub-types. However, there remains an ongoing need for the identification and development of CB1 or CB2 receptor cannabinoid modulators for the treatment of a variety of CB receptor modulated syndromes, disorders and diseases.

DETAILED DESCRIPTION OF THE INVENTION

This invention is directed to a compound of formula (I):



- or a salt, isomer, prodrug, metabolite or polymorph thereof wherein
- 5 the dashed lines between positions 2-3 and positions 3a-8a in formula (I) represent locations for each of two double bonds present when X_1R_1 is present; the dashed lines between positions 3-3a and positions 8a-1 in formula (I) represent locations for each of two double bonds present when X_2R_2 is present; the dashed line between position 8 and X_8R_8 in formula (I) represents the location for a
- 10 double bond;
- X_1 is absent or lower alkylene;
- X_2 is absent or lower alkylene;
- wherein only one of X_1R_1 and X_2R_2 are present;
- X_3 is absent, lower alkylene, lower alkyldiene or -NH-;
- 15 X_4 is absent or lower alkylene;
- X_5 is absent or lower alkylene;
- X_6 is absent or lower alkylene;
- X_7 is absent or lower alkylene;
- when the dashed line between position 8 and X_8R_8 is absent, X_8 is absent or is lower
- 20 alkylene;
- when the dashed line between position 8 and X_8R_8 is present, X_8 is absent;
- R_1 is selected from hydrogen, alkyl (optionally substituted at one or more positions by halogen, hydroxy or lower alkoxy), alkylsulfonyl, aryl, C_3 - C_{12} cycloalkyl or heterocyclyl, wherein aryl, C_3 - C_{12} cycloalkyl or heterocyclyl is each optionally
- 25 substituted at one or more positions by halogen, aminosulfonyl, alkylaminosulfonyl, alkyl (optionally substituted at one or more positions by halogen, hydroxy or lower alkoxy), hydroxy or lower alkoxy;

- R₂ is selected from hydrogen, alkyl (optionally substituted at one or more positions by halogen, hydroxy or lower alkoxy), alkylsulfonyl, aryl, C₃-C₁₂ cycloalkyl or heterocyclyl, wherein aryl, C₃-C₁₂ cycloalkyl or heterocyclyl is each optionally substituted at one or more positions by halogen, aminosulfonyl,
- 5 alkylaminosulfonyl, alkyl (optionally substituted at one or more positions by halogen, hydroxy or lower alkoxy), hydroxy or lower alkoxy;
- R₃ is -C(O)-Z₁(R₉), -SO₂-NR₁₀-Z₂(R₁₁) or -C(O)-NR₁₂-Z₃(R₁₃);
- R₄ is hydrogen, halogen, alkyl (optionally substituted at one or more positions by halogen, hydroxy or lower alkoxy), hydroxy or lower alkoxy;
- 10 R₅ is hydrogen, halogen, alkyl (optionally substituted at one or more positions by halogen, hydroxy or lower alkoxy), hydroxy or lower alkoxy;
- R₆ is hydrogen, aminoalkyl, alkylaminoalkyl, alkyl (optionally substituted at one or more positions by halogen, hydroxy or alkoxy), formyl, alkylcarbonyl, arylcarbonyl, heterocyclcarbonyl, arylalkylcarbonyl, carboxy,
- 15 alkoxycarbonyl, arylalkoxycarbonyl, aminocarbonyl, alkylaminocarbonyl, alkylsulfonyl, aminosulfonyl, alkylaminosulfonyl, aryl, arylsulfonyl (optionally substituted on aryl at one or more positions by alkyl, halogen, hydroxy or alkoxy) or heterocyclyl;
- R₇ is hydrogen, halogen, alkyl (optionally substituted at one or more positions by halogen, hydroxy or lower alkoxy), hydroxy or lower alkoxy;
- 20 when the dashed line between position 8 and X₈R₈ is absent, X₈ is absent or is lower alkylene and R₈ is hydrogen, hydroxy, lower alkyl, lower alkoxy, halogen, aryl, C₃-C₁₂ cycloalkyl or heterocyclyl, wherein aryl, C₃-C₁₂ cycloalkyl or heterocyclyl is each optionally substituted at one or more positions by hydroxy,
- 25 oxo, lower alkyl, lower alkoxy or halogen;
- when the dashed line between position 8 and X₈R₈ is present, X₈ is absent and R₈ is CH-aryl or CH-heterocyclyl, wherein aryl or heterocyclyl is each optionally substituted at one or more positions by hydroxy, oxo, lower alkyl, lower alkoxy or halogen;
- 30 R₉ is aryl, C₃-C₁₂ cycloalkyl or heterocyclyl each optionally substituted by one or more hydroxy, oxo, halogen, amino, alkylamino, aminoalkyl, alkylaminoalkyl, alkyl (optionally substituted at one or more positions by halogen, hydroxy or lower alkoxy), alkoxy (optionally substituted at one or more positions by halogen or

hydroxy), carboxy, alkoxy, carbonyl, aminocarbonyl, alkylaminocarbonyl, aryl, aryloxy, arylalkoxy or heterocyclyl;

R₁₀ is hydrogen or lower alkyl;

R₁₁ is hydrogen, aryl, C₃-C₁₂ cycloalkyl or heterocyclyl, wherein aryl, C₃-C₁₂ cycloalkyl

5 or heterocyclyl is each optionally substituted by one or more hydroxy, oxo, halogen, amino, alkylamino, aminoalkyl, alkylaminoalkyl, alkyl (optionally substituted at one or more positions by halogen, hydroxy or lower alkoxy), alkoxy (optionally substituted at one or more positions by halogen or hydroxy), carboxy, alkoxy, carbonyl, aminocarbonyl, alkylaminocarbonyl, aryl, aryloxy, arylalkoxy or heterocyclyl;

R₁₂ is hydrogen, lower alkyl or alkylcarbonyl;

R₁₃ is hydrogen or is aryl, C₃-C₁₂ cycloalkyl or heterocyclyl each optionally substituted

15 by one or more hydroxy, oxo, halogen, amino, alkylamino, aminoalkyl, alkylaminoalkyl, alkyl (optionally substituted at one or more positions by halogen, hydroxy or lower alkoxy), alkoxy (optionally substituted at one or more positions by halogen or hydroxy), carboxy, alkoxy, carbonyl, aminocarbonyl, alkylaminocarbonyl, aminosulfonyl, alkylaminosulfonyl, aryl, aryloxy, arylalkoxy or heterocyclyl;

Z₁ and Z₂ are each absent or alkyl; and,

20 Z₃ is absent, -NH-, -SO₂- or alkyl (wherein alkyl is optionally substituted at one or more positions by halogen, hydroxy, lower alkoxy, carboxy or alkoxy, carbonyl).

An example of the present invention is a compound of formula (I) or a salt, isomer, prodrug, metabolite or polymorph thereof wherein X₁ is absent or lower alkylene and R₁ is selected from alkyl (optionally substituted at one or more positions
25 by halogen, hydroxy or lower alkoxy), aryl, C₃-C₁₂ cycloalkyl or heterocyclyl, wherein aryl, C₃-C₁₂ cycloalkyl or heterocyclyl is each optionally substituted at one or more positions by halogen, alkyl (optionally substituted at one or more positions by halogen, hydroxy or lower alkoxy), hydroxy or lower alkoxy.

An example of the present invention is a compound of formula (I) or a salt,
30 isomer, prodrug, metabolite or polymorph thereof wherein X₁ is absent or lower alkylene and R₁ is selected from alkyl (optionally substituted at one or more positions by halogen, hydroxy or lower alkoxy), phenyl or cyclohexyl, wherein phenyl or

cyclohexyl is optionally substituted at one or more positions by halogen, alkyl (optionally substituted at one or more positions by halogen, hydroxy or lower alkoxy), hydroxy or lower alkoxy.

An example of the present invention is a compound of formula (I) or a salt, isomer, prodrug, metabolite or polymorph thereof wherein X_1 is absent and R_1 is phenyl substituted at one or more positions by halogen.

An example of the present invention is a compound of formula (I) or a salt, isomer, prodrug, metabolite or polymorph thereof wherein X_3 is absent; R_3 is $-C(O)-Z_1(R_9)$; Z_1 is absent or alkyl; and, R_9 is heterocyclyl optionally substituted by one or more hydroxy, halogen, amino, alkylamino, aminoalkyl, alkylaminoalkyl, alkyl (optionally substituted at one or more positions by halogen, hydroxy or lower alkoxy), alkoxy, carboxy, alkoxy-carbonyl, aminocarbonyl, alkylaminocarbonyl, aryl, aryloxy, arylalkoxy or heterocyclyl.

An example of the present invention is a compound of formula (I) or a salt, isomer, prodrug, metabolite or polymorph thereof wherein X_3 is absent; R_3 is $-C(O)-R_9$; and, R_9 is heterocyclyl.

An example of the present invention is a compound of formula (I) or a salt, isomer, prodrug, metabolite or polymorph thereof wherein X_3 is absent; R_3 is $-C(O)-R_9$; and, R_9 is piperidinyl.

An example of the present invention is a compound of formula (I) or a salt, isomer, prodrug, metabolite or polymorph thereof wherein X_3 is absent or lower alkylidene; R_3 is $-SO_2-NR_{10}-Z_2(R_{11})$; R_{10} is hydrogen or lower alkyl; Z_2 is absent or lower alkyl; and, R_{11} is aryl, C_3-C_{12} cycloalkyl or heterocyclyl.

An example of the present invention is a compound of formula (I) or a salt, isomer, prodrug, metabolite or polymorph thereof wherein X_3 is absent or lower alkylidene; R_3 is $-C(O)-NR_{12}-Z_3(R_{13})$; R_{12} is hydrogen, lower alkyl or alkylcarbonyl; Z_3 is absent, $-NH-$ or alkyl (wherein alkyl is optionally substituted at one or more positions by halogen, hydroxy or carbonylalkoxy); and, R_{13} is aryl, C_3-C_{12} cycloalkyl or heterocyclyl each optionally substituted by one or more hydroxy, halogen, amino, alkylamino, aminoalkyl, alkylaminoalkyl, alkyl (optionally substituted at one or more

positions by halogen, hydroxy or lower alkoxy), alkoxy, carboxy, alkoxy-carbonyl, aminocarbonyl, alkylaminocarbonyl, aminosulfonyl, alkylaminosulfonyl, aryl, aryloxy, arylalkoxy or heterocyclyl.

An example of the present invention is a compound of formula (I) or a salt, isomer, prodrug, metabolite or polymorph thereof wherein X_3 is absent; R_3 is
5 -C(O)-NR₁₂-Z₃(R₁₃); R₁₂ is hydrogen; Z₃ is absent, -NH- or alkyl; and, R₁₃ is phenyl, C₃-C₁₂ cycloalkyl, piperidinyl or pyridinyl each optionally substituted by one or more hydroxy, halogen, amino, alkylamino, aminoalkyl, alkylaminoalkyl, alkyl (optionally substituted at one or more positions by halogen, hydroxy or lower alkoxy), alkoxy,
10 carboxy, alkoxy-carbonyl, aminocarbonyl, alkylaminocarbonyl, aminosulfonyl, alkylaminosulfonyl, aryl, aryloxy, arylalkoxy or heterocyclyl.

An example of the present invention is a compound of formula (I) or a salt, isomer, prodrug, metabolite or polymorph thereof wherein X_3 is absent; R_3 is
-C(O)-NR₁₂-Z₃(R₁₃); R₁₂ is hydrogen; Z₃ is absent, -NH- or alkyl; and, R₁₃ is phenyl,
15 piperidinyl or pyridinyl, optionally substituted on phenyl by one or more halogen.

An example of the present invention is a compound of formula (I) or a salt, isomer, prodrug, metabolite or polymorph thereof wherein X_4 is absent; and, R₄ is hydrogen.

An example of the present invention is a compound of formula (I) or a salt, isomer, prodrug, metabolite or polymorph thereof wherein X_5 is absent; and, R₅ is
20 hydrogen.

An example of the present invention is a compound of formula (I) or a salt, isomer, prodrug, metabolite or polymorph thereof wherein X_6 is absent or lower alkylene; and R₆ is hydrogen, aminoalkyl, alkylaminoalkyl, alkyl (optionally substituted at one or more positions by halogen, hydroxy or alkoxy), formyl,
25 alkylcarbonyl, arylcarbonyl, heterocyclylcarbonyl, arylalkylcarbonyl, carboxy, alkoxy-carbonyl, arylalkoxy-carbonyl, aminocarbonyl, alkylaminocarbonyl, alkylsulfonyl, aminosulfonyl, alkylaminosulfonyl, aryl, arylsulfonyl (optionally substituted on aryl at one or more positions by alkyl, halogen, hydroxy or alkoxy) or
30 heterocyclyl.

An example of the present invention is a compound of formula (I) or a salt, isomer, prodrug, metabolite or polymorph thereof wherein X_6 is absent; and R_6 is hydrogen or alkoxy carbonyl.

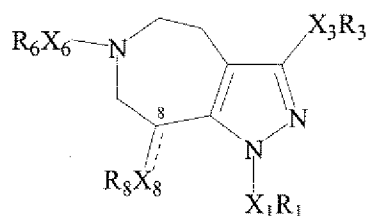
5 An example of the present invention is a compound of formula (I) or a salt, isomer, prodrug, metabolite or polymorph thereof wherein X_7 is absent; and, R_7 is hydrogen.

10 An example of the present invention is a compound of formula (I) or a salt, isomer, prodrug, metabolite or polymorph thereof wherein the dashed line between position 8 and X_8R_8 is present, X_8 is absent; and, R_8 is CH-aryl optionally substituted on aryl at one or more positions by lower alkoxy or halogen.

An example of the present invention is a compound of formula (I) or a salt, isomer, prodrug, metabolite or polymorph thereof wherein the dashed line between position 8 and X_8R_8 is present, X_8 is absent; and, R_8 is CH-phenyl optionally substituted on phenyl at one or more positions by lower alkoxy or halogen.

15 An example of the present invention is a compound of formula (I) or a salt, isomer, prodrug, metabolite or polymorph thereof wherein the dashed line between position 8 and X_8R_8 is present, X_8 is absent; and, R_8 is CH-phenyl substituted on phenyl at one or more positions by halogen.

An example of the present invention is a compound of formula (Ia):



20 or a salt, isomer, prodrug, metabolite or polymorph thereof wherein X_1 is absent and R_1 is aryl substituted at one or more positions by halogen; X_3 is absent; R_3 is $-C(O)-Z_1(R_9)$; Z_1 is absent; and, R_9 is heterocyclyl; X_6 is absent; and R_6 is hydrogen or alkoxy carbonyl; and the dashed line between position 8 and X_8R_8 is present, X_8 is absent; and, R_8 is CH-aryl
25 substituted on aryl at one or more positions by halogen.

An example of the present invention is a compound of formula (Ia) or a salt, isomer, prodrug, metabolite or polymorph thereof wherein

X₁ is absent and R₁ is phenyl substituted at one or more positions by halogen;
X₃ is absent; R₃ is -C(O)-Z₁(R₉); Z₁ is absent; and, R₉ is piperidinyl;

- 5 X₆ is absent; and R₆ is hydrogen or alkoxy carbonyl; and
the dashed line between position 8 and X₈R₈ is present, X₈ is absent; and, R₈ is
CH-phenyl substituted on phenyl at one or more positions by halogen.

An example of the present invention is a compound of formula (Ia) or a salt, isomer, prodrug, metabolite or polymorph thereof wherein

- 10 X₁ is absent and R₁ is aryl substituted at one or more positions by halogen;
X₃ is absent; R₃ is -C(O)-NR₁₂-Z₃(R₁₃); R₁₂ is hydrogen; Z₃ is absent, -NH- or alkyl;
and, R₁₃ is aryl or heterocyclyl;

- X₆ is absent; and R₆ is hydrogen or alkoxy carbonyl; and
the dashed line between position 8 and X₈R₈ is present, X₈ is absent; and, R₈ is CH-aryl
15 substituted on aryl at one or more positions by halogen.

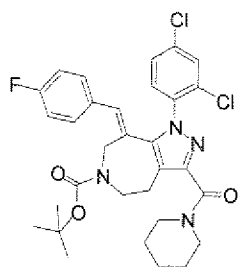
An example of the present invention is a compound of formula (Ia) or a salt, isomer, prodrug, metabolite or polymorph thereof wherein

X₁ is absent and R₁ is phenyl substituted at one or more positions by halogen;
X₃ is absent; R₃ is -C(O)-NR₁₂-Z₃(R₁₃); R₁₂ is hydrogen; Z₃ is absent, -NH- or alkyl;

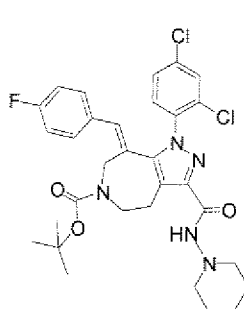
- 20 and, R₁₃ is phenyl, piperidinyl or pyridinyl, optionally substituted on phenyl by
one or more halogen;

X₆ is absent; and R₆ is hydrogen or alkoxy carbonyl; and
the dashed line between position 8 and X₈R₈ is present, X₈ is absent; and, R₈ is
CH-phenyl substituted on phenyl at one or more positions by halogen.

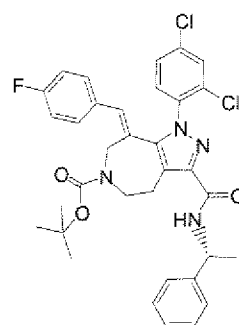
Compounds of Formula (I) or a salt, isomer, prodrug, metabolite or polymorph thereof include those selected from:



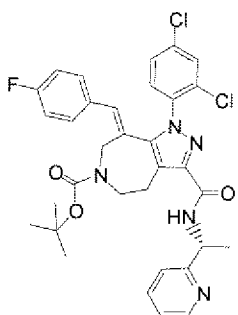
Cpd 1



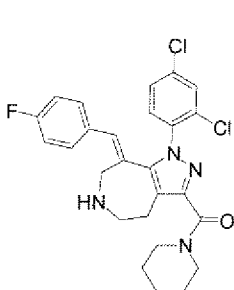
Cpd 2



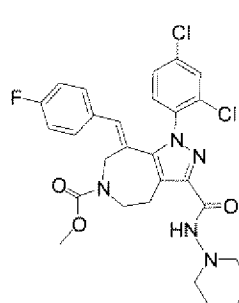
Cpd 3



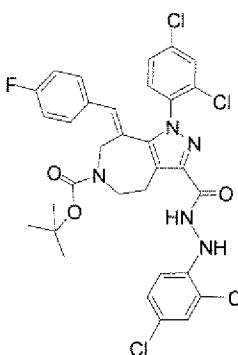
Cpd 4



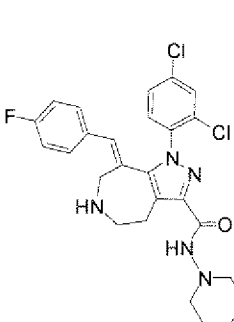
Cpd 5



Cpd 6



Cpd 7



Cpd 8

Definitions

As used herein, the following terms have the following meanings:

- 5 The term “alkyl” means a saturated branched or straight chain hydrocarbon radical of up to 10 carbon atoms. Alkyl typically includes, but is not limited to, methyl, ethyl, propyl, isopropyl, n-butyl, t-butyl, pentyl, hexyl, heptyl and the like.

The term “lower alkyl” means an alkyl radical of up to 4 carbon atoms. The point of attachment may be on any alkyl or lower alkyl carbon atom and, when further

substituted, substituent variables may be placed on any carbon atom.

The term "alkylene" means a saturated branched or straight chain hydrocarbon linking group of up to 10 carbon atoms, whereby the linking group is derived by the removal of one hydrogen atom each from two carbon atoms. Alkylene typically
5 includes, but is not limited to, methylene, ethylene, propylene, isopropylene, n-butylene, t-butylene, pentylene, hexylene, heptylene and the like. The term "lower alkylene" means an alkylene linking group of up to 4 carbon atoms. The point of attachment may be on any alkylene or lower alkylene carbon atom and, when further substituted, substituent variables may be placed on any carbon atom.

10 The term "alkylidene" means an alkylene linking group of from 1 to 10 carbon atoms having at least one double bond formed between two adjacent carbon atoms, wherein the double bond is derived by the removal of one hydrogen atom each from the two carbon atoms. Atoms may be oriented about the double bond in either the *cis* (E) or *trans* (Z) conformation. Alkylidene typically includes, but is not limited to,
15 methylenidene, vinylidene, propylenidene, iso-propylenidene, methallylene, allylenidene (2-propenylenidene), crotylene (2-butenylene), prenylene (3-methyl-2-butenylene) and the like. The term "lower alkylidene" means a radical or linking group of from 1 to 4 carbon atoms. The point of attachment may be on any alkylidene or lower alkylidene carbon atom and, when further substituted, substituent variables may be placed on any
20 carbon atom.

The term "alkoxy" means an alkyl, alkylene or alkylidene radical of up to 10 carbon atoms attached via an oxygen atom, whereby the point of attachment is formed by the removal of the hydrogen atom from a hydroxide substituent on a parent radical. The term "lower alkoxy" means an alkyl, alkylene or alkylidene radical of up to 4
25 carbon atoms. Lower alkoxy typically includes, but is not limited to, methoxy, ethoxy, propoxy, butoxy and the like. When further substituted, substituent variables may be placed on any alkoxy carbon atom.

The term "cycloalkyl" means a saturated or partially unsaturated monocyclic, polycyclic or bridged hydrocarbon ring system radical or linking group. A ring of 3 to
30 20 carbon atoms may be designated by C₃₋₂₀ cycloalkyl; a ring of 3 to 12 carbon atoms may be designated by C₃₋₁₂ cycloalkyl, a ring of 3 to 8 carbon atoms may be designated by C₃₋₈ cycloalkyl and the like.

Cycloalkyl typically includes, but is not limited to, cyclopropyl, cyclobutyl,

cyclopentyl, cyclohexyl, cyclohexenyl, cycloheptyl, cyclooctyl, indanyl, indenyl,
 1,2,3,4-tetrahydro-naphthalenyl, 5,6,7,8-tetrahydro-naphthalenyl,
 6,7,8,9-tetrahydro-5*H*-benzocycloheptenyl, 5,6,7,8,9,10-hexahydro-benzocyclooctenyl,
 fluorenyl, bicyclo[2.2.1]heptyl, bicyclo[2.2.1]heptenyl, bicyclo[2.2.2]octyl,
 5 bicyclo[3.1.1]heptyl, bicyclo[3.2.1]octyl, bicyclo[2.2.2]octenyl, bicyclo[3.2.1]octenyl,
 adamantanyl, octahydro-4,7-methano-1*H*-indenyl, octahydro-2,5-methano-pentalenyl
 (also referred to as hexahydro-2,5-methano-pentalenyl) and the like. When further
 substituted, substituent variables may be placed on any ring carbon atom.

The term "heterocyclyl" means a saturated, partially unsaturated or unsaturated
 10 monocyclic, polycyclic or bridged hydrocarbon ring system radical or linking group,
 wherein at least one ring carbon atom has been replaced with one or more heteroatoms
 independently selected from N, O, S, S(O) or SO₂. A heterocyclyl ring system further
 includes a ring system having up to 4 nitrogen atom ring members or a ring system
 having from 0 to 3 nitrogen atom ring members and 1 oxygen or sulfur atom ring
 15 member. When allowed by available valences, up to two adjacent ring members may
 be a heteroatom, wherein one heteroatom is nitrogen and the other is selected from N,
 O, S, S(O) or SO₂. A heterocyclyl radical is derived by the removal of one hydrogen
 atom from a single carbon or nitrogen ring atom. A heterocyclyl linking group is
 derived by the removal of two hydrogen atoms each from either carbon or nitrogen ring
 20 atoms.

Heterocyclyl typically includes, but is not limited to, furyl, thienyl, 2*H*-pyrrole,
 2-pyrrolinyl, 3-pyrrolinyl, pyrrolidinyl, pyrrolyl, 1,3-dioxolanyl, oxazolyl, thiazolyl,
 imidazolyl, 2-imidazolyl (also referred to as 4,5-dihydro-1*H*-imidazolyl),
 imidazolidinyl, 2-pyrazolyl, pyrazolidinyl, pyrazolyl, isoxazolyl, isothiazolyl,
 25 oxadiazolyl, triazolyl, thiadiazolyl, tetrazolyl, 2*H*-pyran, 4*H*-pyran, pyridinyl,
 piperidinyl, 1,4-dioxanyl, morpholinyl, 1,4-dithianyl, thiomorpholinyl, pyridazinyl,
 pyrimidinyl, pyrazinyl, piperazinyl, azepanyl, indoliziny, indolyl, isoindolyl,
 3*H*-indolyl, indolinyl, benzo[*b*]furyl, benzo[*b*]thienyl, 1*H*-indazolyl, benzimidazolyl,
 benzthiazolyl, purinyl, 4*H*-quinoliziny, quinolinyl, isoquinolinyl, cinnolinyl,
 30 phthalziny, quinazoliny, quinoxaliny, 1,8-naphthyridiny, pteridiny, quinuclidiny,
 hexahydro-1,4-diazepiny, 1,3-benzodioxolyl (also known as
 1,3-methylenedioxyphenyl), 2,3-dihydro-1,4-benzodioxiny (also known as
 1,4-ethylenedioxyphenyl), benzo-dihydro-furyl, benzo-tetrahydro-pyranyl,

benzo-dihydro-thienyl, 5,6,7,8-tetrahydro-4*H*-cyclohepta(*b*)thienyl, 5,6,7-trihydro-4*H*-cyclohexa(*b*)thienyl, 5,6-dihydro-4*H*-cyclopenta(*b*)thienyl, 2-aza-bicyclo[2.2.1]heptyl, 1-aza-bicyclo[2.2.2]octyl, 8-aza-bicyclo[3.2.1]octyl, 7-oxa-bicyclo[2.2.1]heptyl and the like. When further substituted, substituent variables may
 5 be placed on any ring atom where allowed by available valences.

The term "aryl" means an unsaturated, conjugated π electron monocyclic or polycyclic hydrocarbon ring system radical or linking group of 6, 9, 10 or 14 carbon atoms. An aryl radical is derived by the removal of one hydrogen atom from a single carbon ring atom. An arylene linking group is derived by the removal of two hydrogen
 10 atoms each of two carbon ring atoms. Aryl typically includes, but is not limited to, phenyl, naphthalenyl, azulenyl, anthracenyl and the like. When further substituted, substituent variables may be placed on any ring atom where allowed by available valences.

The term "alkoxycarbonyl" means a radical of the formula -C(O)O-alkyl.

15 The term "alkylamino" means a radical of the formula -NH-alkyl or -N(alkyl)₂.

The term "alkylaminoalkyl" means a radical of the formula -alkyl-NH-alkyl or -alkyl-N(alkyl)₂.

The term "alkylaminocarbonyl" means a radical of the formula -C(O)-NH-alkyl or -C(O)-N(alkyl)₂.

20 The term "alkylaminosulfonyl" means a radical of the formula -SO₂NH-alkyl or -SO₂N(alkyl)₂.

The term "alkylcarbonyl" means a radical of the formula -C(O)-alkyl.

The term "alkylsulfonyl" means a radical of the formula -SO₂-alkyl.

The term "amino" means a radical of the formula -NH₂.

25 The term "aminoalkyl" means a radical of the formula -alkyl-NH₂.

The term "aminocarbonyl" means a radical of the formula -C(O)-NH₂.

The term "aminosulfonyl" means a radical of the formula -SO₂NH₂.

The term "arylalkoxy" means a radical of the formula -O-alkyl-aryl.

The term "arylalkoxycarbonyl" means a radical of the formula
 30 -C(O)-O-alkyl-aryl.

The term "arylalkylcarbonyl" means a radical of the formula -C(O)-alkyl-aryl.

The term "arylcarbonyl" means a radical of the formula -C(O)-aryl.

The term "aryloxy" means a radical of the formula -O-aryl.

The term "arylsulfonyl" means a radical of the formula $-\text{SO}_2\text{-aryl}$.

The term "carboxy" means a radical of the formula $-\text{C}(\text{O})\text{OH}$ or $-\text{CO}_2\text{H}$.

The term "formyl" means a radical of the formula $-\text{C}(\text{O})\text{H}$.

The term "halo" or "halogen" means fluoro, chloro, bromo or iodo.

5 The term "heterocyclylcarbonyl" means a radical of the formula $-\text{C}(\text{O})\text{-heterocyclyl}$.

The term "substituted" means one or more hydrogen atoms on a core molecule have been replaced with one or more radicals or linking groups, wherein the linking group, by definition is also further substituted. The ability of a particular radical or
10 linking group to replace a hydrogen atom is optimally expected by one skilled to art to result in a chemically stable core molecule.

The term "dependently selected" means one or more substituent variables are present in a specified combination (e.g. groups of substituents commonly appearing in a tabular list).

15 The substituent nomenclature used in the disclosure of the present invention was derived using nomenclature rules well known to those skilled in the art (e.g., IUPAC).

Pharmaceutical Forms

The compounds of the present invention may be present in the form of
20 pharmaceutically acceptable salts. For use in medicines, the "pharmaceutically acceptable salts" of the compounds of this invention refer to non-toxic acidic/anionic or basic/cationic salt forms.

Suitable pharmaceutically acceptable salts of the compounds of this invention include acid addition salts which may, for example, be formed by mixing a solution of
25 the compound according to the invention with a solution of a pharmaceutically acceptable acid such as hydrochloric acid, sulfuric acid, fumaric acid, maleic acid, succinic acid, acetic acid, benzoic acid, citric acid, tartaric acid, carbonic acid or phosphoric acid.

Furthermore when the compounds of the present invention carry an acidic
30 moiety, suitable pharmaceutically acceptable salts thereof may include alkali metal salts, e.g. sodium or potassium salts; alkaline earth metal salts, e.g. calcium or magnesium salts; and salts formed with suitable organic ligands, e.g. quaternary

ammonium salts. Thus, representative pharmaceutically acceptable salts include the following: acetate, benzenesulfonate, benzoate, bicarbonate, bisulfate, bitartrate, borate, bromide, calcium, camsylate (or camphosulphonate), carbonate, chloride, clavulanate, citrate, dihydrochloride, edetate, fumarate, gluconate, glutamate, hydrabamine, 5 hydrobromine, hydrochloride, iodide, isothionate, lactate, malate, maleate, mandelate, mesylate, nitrate, oleate, pamoate, palmitate, phosphate/diphosphate, salicylate, stearate, sulfate, succinate, tartrate, tosylate.

The present invention includes within its scope prodrugs and metabolites of the compounds of this invention. In general, such prodrugs and metabolites will be 10 functional derivatives of the compounds that are readily convertible *in vivo* into an active compound.

Thus, in the methods of treatment of the present invention, the term “administering” shall encompass the means for treating, ameliorating or preventing a syndrome, disorder or disease described herein with a compound specifically disclosed 15 or a compound, or prodrug or metabolite thereof, which would obviously be included within the scope of the invention albeit not specifically disclosed for certain of the instant compounds.

The term “prodrug” means a pharmaceutically acceptable form of a functional derivative of a compound of the invention (or a salt thereof), wherein the prodrug may 20 be: 1) a relatively active precursor which converts *in vivo* to an active prodrug component; 2) a relatively inactive precursor which converts *in vivo* to an active prodrug component; or 3) a relatively less active component of the compound that contributes to therapeutic biological activity after becoming available *in vivo* (i.e., as a metabolite). Conventional procedures for the selection and preparation of suitable 25 prodrug derivatives are described in, for example, “Design of Prodrugs”, ed. H. Bundgaard, Elsevier, 1985.

The term “metabolite” means a pharmaceutically acceptable form of a metabolic derivative of a compound of the invention (or a salt thereof), wherein the derivative is a relatively less active component of the compound that contributes to 30 therapeutic biological activity after becoming available *in vivo*.

The present invention contemplates compounds of various isomers and mixtures thereof. The term “isomer” refers to compounds that have the same composition and molecular weight but differ in physical and/or chemical properties. Such substances

have the same number and kind of atoms but differ in structure. The structural difference may be in constitution (geometric isomers) or in an ability to rotate the plane of polarized light (stereoisomers).

The term "stereoisomer" refers to isomers of identical constitution that differ in
5 the arrangement of their atoms in space. Enantiomers and diastereomers are stereoisomers wherein an asymmetrically substituted carbon atom acts as a chiral center. The term "chiral" refers to a molecule that is not superposable on its mirror image, implying the absence of an axis and a plane or center of symmetry. The term "enantiomer" refers to one of a pair of molecular species that are mirror images of each
10 other and are not superposable. The term "diastereomer" refers to stereoisomers that are not related as mirror images. The symbols "R" and "S" represent the configuration of substituents around a chiral carbon atom(s). The symbols "R*" and "S*" denote the relative configurations of substituents around a chiral carbon atom(s).

The term "racemate" or "racemic mixture" refers to a compound of equimolar
15 quantities of two enantiomeric species, wherein the compound is devoid of optical activity. The term "optical activity" refers to the degree to which a chiral molecule or nonracemic mixture of chiral molecules rotates the plane of polarized light.

The term "geometric isomer" refers to isomers that differ in the orientation of
20 substituent atoms in relationship to a carbon-carbon double bond, to a cycloalkyl ring or to a bridged bicyclic system. Substituent atoms (other than H) on each side of a carbon-carbon double bond may be in an E or Z configuration. In the "E" (opposite sided) or "chair" configuration, the substituents are on opposite sides in relationship to the carbon-carbon double bond; in the "Z" (same sided) or "boat" configuration, the substituents are oriented on the same side in relationship to the carbon-carbon double
25 bond. Substituent atoms (other than H) attached to a carbocyclic ring may be in a cis or trans configuration. In the "cis" configuration, the substituents are on the same side in relationship to the plane of the ring; in the "trans" configuration, the substituents are on opposite sides in relationship to the plane of the ring. Compounds having a mixture of "cis" and "trans" species are designated "cis/trans". Substituent atoms (other than H)
30 attached to a bridged bicyclic system may be in an "endo" or "exo" configuration. In the "endo" configuration, the substituents attached to a bridge (not a bridgehead) point toward the larger of the two remaining bridges; in the "exo" configuration, the substituents attached to a bridge point toward the smaller of the two remaining bridges.

It is to be understood that the various substituent stereoisomers, geometric isomers and mixtures thereof used to prepare compounds of the present invention are either commercially available, can be prepared synthetically from commercially available starting materials or can be prepared as isomeric mixtures and then obtained as resolved isomers using techniques well-known to those of ordinary skill in the art.

The isomeric descriptors "R," "S," "S*," "R*," "E," "Z," "cis," "trans," "exo" and "endo" are used as described herein for indicating atom configuration(s) relative to a core molecule and are intended to be used as defined in the literature (IUPAC Recommendations for Fundamental Stereochemistry (Section E), *Pure Appl. Chem.*, 1976, 45:13-30).

The compounds of the present invention may be prepared as individual isomers by either isomer-specific synthesis or resolved from an isomeric mixture. Conventional resolution techniques include forming the free base of each isomer of an isomeric pair using an optically active salt (followed by fractional crystallization and regeneration of the free base), forming an ester or amide of each of the isomers of an isomeric pair (followed by chromatographic separation and removal of the chiral auxiliary) or resolving an isomeric mixture of either a starting material or a final product using preparative TLC (thin layer chromatography) or a chiral HPLC column.

Furthermore, compounds of the present invention may have one or more polymorph or amorphous crystalline forms and as such are intended to be included in the scope of the invention. In addition, some of the compounds may form solvates with water (i.e., hydrates) or common organic solvents, and such are also intended to be encompassed within the scope of this invention.

During any of the processes for preparation of the compounds of the present invention, it may be necessary and/or desirable to protect sensitive or reactive groups on any of the molecules concerned. This may be achieved by means of conventional protecting groups, such as those described in Protective Groups in Organic Chemistry, ed. J.F.W. McOmie, Plenum Press, 1973; and T.W. Greene & P.G.M. Wuts, Protective Groups in Organic Synthesis, John Wiley & Sons, 1991. The protecting groups may be removed at a convenient subsequent stage using methods known in the art.

Therapeutic Use

CB1 and CB2 cannabinoid receptors belong to the G-protein-coupled receptor (GPCR) family, a receptor super-family with a distinctive pattern of seven transmembrane domains, which inhibits N-type calcium channels and /or adenylate cyclase to inhibit Q-type calcium channels.

CB1 receptors are present in the CNS, predominately expressed in brain regions associated with memory and movement such as the hippocampus (memory storage), cerebellum (coordination of motor function, posture and balance), basal ganglia (movement control), hypothalamus (thermal regulation, neuroendocrine release, appetite), spinal cord (nociception), cerebral cortex (emesis) and periphery regions such as lymphoid organs (cell mediated and innate immunity), vascular smooth muscle cells (blood pressure), gastrointestinal tract (innate antiinflammatory in the tract and in the esophagus, duodenum, jejunum, ileum and colon, controlling esophageal and gastrointestinal motility), lung smooth muscle cells (bronchodilation), eye ciliary body (intraocular pressure).

CB2 receptors appear to be primarily expressed peripherally in lymphoid tissue (cell mediated and innate immunity), peripheral nerve terminals (peripheral nervous system), spleen immune cells (immune system modulation) and retina (intraocular pressure). CB2 mRNA is found in the CNS in cerebellar granule cells (coordinating motor function). Pharmacological and physiological evidence also suggests that there may be other cannabinoid receptor subtypes that have yet to be cloned and characterized.

Where activation or inhibition of a CB receptor appears to mediate various syndromes, disorders or diseases, potential areas of clinical application include, but are not limited to, controlling appetite, regulating metabolism, diabetes, reducing glaucoma-associated intraocular pressure, treating social and mood disorders, treating seizure-related disorders, treating substance abuse disorders, enhancing learning, cognition and memory, controlling organ contraction and muscle spasm, treating bowel disorders, treating respiratory disorders, treating locomotor activity or movement disorders, treating immune and inflammation disorders, regulating cell growth, use in pain management, use as a neuroprotective agent and the like.

Thus, cannabinoid receptor modulators, including the compounds of the formula (I) or (Ia) of the present invention, are useful for treating, ameliorating or

preventing a cannabinoid receptor mediated syndrome, disorder or disease including, but not limited to, controlling appetite, regulating metabolism, diabetes, glaucoma-associated intraocular pressure, pain, social and mood disorders, seizure-related disorders, substance abuse disorders, learning, cognition and/or memory disorders, 5 bowel disorders, respiratory disorders, locomotor activity disorders, movement disorders, immune disorders or inflammation disorders, controlling organ contraction and muscle spasm, enhancing learning, cognition and/or memory, regulating cell growth, providing neuroprotection and the like.

The present invention is directed to a method for treating, ameliorating or 10 preventing a cannabinoid receptor mediated syndrome, disorder or disease in a subject in need thereof comprising the step of administering to the subject an effective amount of a compound of formula (I).

The present invention is directed to a method for treating, ameliorating or 15 preventing a cannabinoid receptor mediated syndrome, disorder or disease in a subject in need thereof comprising the step of administering to the subject an effective amount of a compound of formulae (Ia) or prodrug, metabolite, or composition thereof.

The present invention is directed to a method for treating, ameliorating or 20 preventing a cannabinoid receptor mediated syndrome, disorder or disease in a subject in need thereof comprising the step of administering to the subject a combination product and/or therapy comprising an effective amount of a compound of formula (I) and a therapeutic agent.

The present invention is directed to a method for treating, ameliorating or 25 preventing a cannabinoid receptor mediated syndrome, disorder or disease in a subject in need thereof comprising the step of administering to the subject a combination product and/or therapy comprising an effective amount of a compound of formulae (Ia) and a therapeutic agent.

Therapeutic agents contemplated for use in a combination product and/or 30 therapies of the present invention include an anticonvulsant or a contraceptive agent. The anticonvulsant agents include, and are not limited to, topiramate, analogs of topiramate, carbamazepine, valproic acid, lamotrigine, gabapentin, phenytoin and the like and mixtures or pharmaceutically acceptable salts thereof. The contraceptive agents include, and are not limited to, such as progestin-only contraceptives and contraceptives that include both a progestin component and an estrogen component.

The invention further includes a pharmaceutical composition wherein the contraceptive is an oral contraceptive, and wherein the contraceptive optionally includes a folic acid component.

5 The invention also includes a method of contraception in a subject comprising the step of administering to the subject a composition, wherein the composition comprises a contraceptive and a CB1 receptor inverse-agonist or antagonist compound of formulae (I) or (Ia), wherein the composition reduces the urge to smoke in the subject and/or assists the subject in losing weight.

10 The present invention includes cannabinoid receptor modulators useful for treating, ameliorating or preventing a CB receptor mediated syndrome, disorder or disease. The usefulness of a compound of the present invention or composition thereof as a CB modulator can be determined according to the methods disclosed herein. The scope of such use includes treating, ameliorating or preventing a plurality of CB receptor mediated syndromes, disorders or diseases.

15 The present invention is also directed to a method for treating, ameliorating or preventing a CB receptor mediated syndrome, disorder or disease in a subject in need thereof wherein the syndrome, disorder or disease is related to appetite, metabolism, diabetes, glaucoma-associated intraocular pressure, social and mood disorders, seizures, substance abuse, learning, cognition or memory, organ contraction or muscle spasm,
20 bowel disorders, respiratory disorders, locomotor activity or movement disorders, immune and inflammation disorders, unregulated cell growth, pain management, neuroprotection and the like.

A compound of formulae (I) or (Ia) for use as a CB receptor modulator includes a compound having a mean inhibition constant (IC_{50}) for CB receptor binding activity
25 of between about 50 μ M to about 0.01 nM; between about 25 μ M to about 0.01 nM; between about 15 μ M to about 0.01 nM; between about 10 μ M to about 0.01 nM; between about 1 μ M to about 0.01 nM; between about 800 nM to about 0.01 nM; between about 200 nM to about 0.01 nM; between about 100 nM to about 0.01 nM; between about 80 nM to about 0.01 nM; between about 20 nM to about 0.01 nM;
30 between about 10 nM to about 0.1 nM; or about 0.1 nM.

A compound of formulae (I) or (Ia) for use as a CB receptor modulator of the invention includes a compound having a CB1 agonist IC_{50} for CB1 agonist binding activity of between about 50 μ M to about 0.01 nM; between about 25 μ M to about

0.01 nM; between about 15 μ M to about 0.01 nM; between about 10 μ M to about 0.01 nM; between about 1 μ M to about 0.01 nM; between about 800 nM to about 0.01 nM; between about 200 nM to about 0.01 nM; between about 100 nM to about 0.01 nM; between about 80 nM to about 0.01 nM; between about 20 nM to about 0.01 nM; 5 between about 10 nM to about 0.1 nM; or about 0.1 nM.

A compound of formulae (I) or (Ia) for use as a CB receptor modulator of the invention includes a compound having a CB1 antagonist IC_{50} for CB1 antagonist binding activity of between about 50 μ M to about 0.01 nM; between about 25 μ M to about 0.01 nM; between about 15 μ M to about 0.01 nM; between about 10 μ M to about 0.01 nM; between about 1 μ M to about 0.01 nM; between about 800 nM to about 0.01 nM; between about 200 nM to about 0.01 nM; between about 100 nM to about 0.01 nM; between about 80 nM to about 0.01 nM; between about 20 nM to about 0.01 nM; between about 10 nM to about 0.1 nM; or about 0.1 nM. 10

A compound of formulae (I) or (Ia) for use as a CB receptor modulator of the invention includes a compound having a CB1 inverse-agonist IC_{50} for CB1 inverse-agonist binding activity of between about 50 μ M to about 0.01 nM; between about 25 μ M to about 0.01 nM; between about 15 μ M to about 0.01 nM; between about 10 μ M to about 0.01 nM; between about 1 μ M to about 0.01 nM; between about 800 nM to about 0.01 nM; between about 200 nM to about 0.01 nM; between about 100 nM to about 0.01 nM; between about 80 nM to about 0.01 nM; between about 20 nM to about 0.01 nM; between about 10 nM to about 0.1 nM; or about 0.1 nM. 15 20

A compound of formulae (I) or (Ia) for use as a CB receptor modulator of the invention includes a compound having a CB2 agonist IC_{50} for CB2 agonist binding activity of between about 50 μ M to about 0.01 nM; between about 25 μ M to about 0.01 nM; between about 15 μ M to about 0.01 nM; between about 10 μ M to about 0.01 nM; between about 1 μ M to about 0.01 nM; between about 800 nM to about 0.01 nM; between about 200 nM to about 0.01 nM; between about 100 nM to about 0.01 nM; between about 80 nM to about 0.01 nM; between about 20 nM to about 0.01 nM; between about 10 nM to about 0.1 nM; or about 0.1 nM. 25 30

A compound of formulae (I) or (Ia) for use as a CB receptor modulator of the invention includes a compound having a CB2 antagonist IC_{50} for CB2 antagonist binding activity of between about 50 μ M to about 0.01 nM; between about 25 μ M to

about 0.01 nM; between about 15 μ M to about 0.01 nM; between about 10 μ M to about 0.01 nM; between about 1 μ M to about 0.01 nM; between about 800 nM to about 0.01 nM; between about 200 nM to about 0.01 nM; between about 100 nM to about 0.01 nM; between about 80 nM to about 0.01 nM; between about 20 nM to about 0.01 nM; between about 10 nM to about 0.1 nM; or about 0.1 nM.

A compound of formulae (I) or (Ia) for use as a CB receptor modulator of the invention includes a compound having a CB2 inverse-agonist IC_{50} for CB2 inverse-agonist binding activity of between about 50 μ M to about 0.01 nM; between about 25 μ M to about 0.01 nM; between about 15 μ M to about 0.01 nM; between about 10 μ M to about 0.01 nM; between about 1 μ M to about 0.01 nM; between about 800 nM to about 0.01 nM; between about 200 nM to about 0.01 nM; between about 100 nM to about 0.01 nM; between about 80 nM to about 0.01 nM; between about 20 nM to about 0.01 nM; between about 10 nM to about 0.1 nM; or about 0.1 nM.

The term "cannabinoid receptor" refers to any one of the known or heretofore unknown subtypes of the class of cannabinoid receptors that may be bound by a cannabinoid modulator compound of the present invention; in particular, a cannabinoid receptor selected from the group consisting of a CB1 receptor and a CB2 receptor. The term "modulator" further refers to the use of a compound of the invention as a CB receptor agonist, antagonist or inverse-agonist.

The present invention includes a method for treating, ameliorating or preventing a CB receptor mediated syndrome, disorder or disease in a subject in need thereof comprising the step of administering to the subject an effective amount of a compound of the present invention or composition thereof, wherein the cannabinoid receptor is a CB1 or CB2 receptor; and, the compound is an agonist, antagonist or inverse-agonist of the receptor.

The present invention includes a method for treating, ameliorating or preventing a CB receptor mediated syndrome, disorder or disease in a subject in need thereof comprising the step of administering to the subject an effective amount of a compound of the present invention in a combination product and/or therapy with a therapeutic agent such as an anticonvulsant or contraceptive agent or composition thereof, wherein the cannabinoid receptor is a CB1 or CB2 receptor; and, the compound is an agonist, antagonist or inverse-agonist of the receptor.

It should be understood that contraceptive agents suitable for use in a

combination product and/or therapy are not limited to oral contraceptives, but also include other commonly available contraceptives such as those that are administered transdermally, by injection or *via* implant.

5 Except as further specified, "combination product and/or therapy" means a pharmaceutical composition comprising a compound of formulae (I) or (Ia) in combination with one or more therapeutic agents. The dosages of the compound of formula (I) or (Ia) and the one or more therapeutic agents are adjusted when combined to achieve an effective amount.

10 The term "subject" as used herein, refers to a patient, which may be an animal, preferably a mammal, most preferably a human, which has been the object of treatment, observation or experiment and is at risk of (or susceptible to) developing a CB receptor mediated syndrome, disorder or disease.

15 The term "administering" is to be interpreted in accordance with the methods of the present invention. Such methods include therapeutically or prophylactically administering an effective amount of a composition or medicament of the present invention at different times during the course of a therapy or concurrently as a product in a combination form.

20 Prophylactic administration can occur prior to the manifestation of symptoms characteristic of a CB receptor mediated syndrome, disorder or disease such that the syndrome, disorder or disease is treated, ameliorated, prevented or otherwise delayed in its progression. The methods of the present invention are further to be understood as embracing all therapeutic or prophylactic treatment regimens used by those skilled in the art.

25 The term "effective amount" refers to that amount of active compound or pharmaceutical agent that elicits the biological or medicinal response in a tissue system, animal or human, that is being sought by a researcher, veterinarian, medical doctor, or other clinician, which includes alleviation of the symptoms of the syndrome, disorder or disease being treated. The effective amount of a compound of the invention is from about 0.001 mg/kg/day to about 300 mg/kg/day.

30 Wherein the present invention is directed to the administration of a combination of a compound of formula (I) and an anticonvulsant or contraceptive agent, the term "effective amount" means that amount of the combination of agents taken together so that the combined effect elicits the desired biological or medicinal response.

As those skilled in the art will appreciate, the effective amounts of the components comprising the combination product may be independently optimized and combined to achieve a synergistic result whereby the pathology is reduced more than it would be if the components of the combination product were used alone.

5 For example, the effective amount of a combination product and/or therapy comprising administration of a compound of formula (I) and topiramate would be the amount of the compound of formula (I) and the amount of topiramate that when taken together or sequentially have a combined effect that is effective. Further, it will be recognized by one skilled in the art that in the case of combination product and/or
10 therapy with an effective amount, as in the example above, the amount of the compound of formula (I) and/or the amount of the anticonvulsant (e.g., topiramate) individually may or may not be effective.

Wherein the present invention is directed to the administration of a combination product and/or therapy, the instant compound and the anticonvulsant or contraceptive
15 agent may be co-administered by any suitable means, simultaneously, sequentially or in a single pharmaceutical composition. Where the instant compound(s) and the anticonvulsant or contraceptive agent components are administered separately, the number of dosages of each compound(s) given per day, may not necessarily be the same, e.g. where one compound may have a greater duration of activity, and will
20 therefore, be administered less frequently.

The compound(s) of formula (I) and the anticonvulsant(s) or contraceptive agent(s) may be administered via the same or different routes of administration. The compound(s) of formula (I) and the anticonvulsant(s) or contraceptive agent(s) may be administered via the same or different routes of administration.

25 Suitable examples of methods of administration are orally, intravenous (iv), intramuscular (im), and subcutaneous (sc). Compounds may also be administered directly to the nervous system including, but not limited to the intracerebral, intraventricular, intracerebroventricular, intrathecal, intracisternal, intraspinal and/or peri-spinal routes of administration by delivery via intracranial or intravertebral needles
30 and/or catheters with or without pump devices.

The compound(s) of formula (I) and the anticonvulsant(s) or contraceptive agent(s) may be administered according to simultaneous or alternating regimens, at the same or different times during the course of the therapy, concurrently in divided or

single forms.

Optimal dosages to be administered may be readily determined by those skilled in the art, and will vary with the particular compound used, the mode of administration, the strength of the preparation and the advancement of the disease condition. In addition, factors associated with the particular patient being treated, including patient's sex, age, weight, diet, time of administration and concomitant diseases, will result in the need to adjust dosages.

The term "CB receptor mediated syndrome, disorder, or disease" refers to syndromes, disorders or diseases associated with a biological response mediated by a CB receptor such that there is discomfort or decreased life expectancy to the organism.

CB receptor mediated syndromes, disorders or diseases can occur in both animals and humans and include appetite, metabolism, diabetes, obesity, glaucoma-associated intraocular pressure, social, mood, seizure, substance abuse, learning, cognition, memory, organ contraction, muscle spasm, bowel, respiratory, locomotor activity, movement, immune, inflammation, cell growth, pain or neurodegenerative related syndromes, disorders or diseases.

Appetite related syndromes, disorders or diseases include obesity, overweight condition, anorexia, bulimia, cachexia, dysregulated appetite and the like.

Obesity related syndromes, disorders or diseases include obesity as a result of genetics, diet, food intake volume, metabolic syndrome, disorder or disease, hypothalamic disorder or disease, age, reduced activity, abnormal adipose mass distribution, abnormal adipose compartment distribution and the like.

Metabolism related syndromes, disorders or diseases include metabolic syndrome, dyslipidemia, elevated blood pressure, diabetes, insulin sensitivity or resistance, hyperinsulinemia, hypercholesterolemia, hyperlipidemias, hypertriglyceridemias, atherosclerosis, hepatomegaly, steatosis, abnormal alanine aminotransferase levels, inflammation, atherosclerosis and the like.

Diabetes related syndromes, disorders or diseases include glucose dysregulation, insulin resistance, glucose intolerance, hyperinsulinemia, dyslipidemia, hypertension, obesity and the like.

Type II diabetes mellitus (non-insulin-dependent diabetes mellitus) is a metabolic disorder (i.e., a metabolism related syndrome, disorder or disease) in which glucose dysregulation and insulin resistance results in chronic, long-term medical

complications for both adolescents and adults affecting the eyes, kidneys, nerves and blood vessels and can lead to blindness, end-stage renal disease, myocardial infarction or limb amputation and the like. Glucose dysregulation includes the inability to make sufficient insulin (abnormal insulin secretion) and the inability to effectively use insulin
5 (resistance to insulin action in target organs and tissues). Individuals suffering from Type II diabetes mellitus have a relative insulin deficiency. That is, in such individuals, plasma insulin levels are normal to high in absolute terms, although they are lower than predicted for the level of plasma glucose that is present.

Type II diabetes mellitus is characterized by the following clinical signs or
10 symptoms: persistently elevated plasma glucose concentration or hyperglycemia; polyuria; polydipsia and / or polyphagia; chronic microvascular complications such as retinopathy, nephropathy and neuropathy; and macrovascular complications such as hyperlipidemia and hypertension. These micro-and macro-vascular complications can lead to blindness, end-stage renal disease, limb amputation and myocardial infarction.

15 Insulin Resistance Syndrome (IRS) (also referred to as Syndrome X, Metabolic Syndrome or Metabolic Syndrome X) is a disorder that presents risk factors for the development of Type II diabetes and cardiovascular disease including glucose intolerance, hyperinsulinemia, insulin resistance, dyslipidemia (e.g. high triglycerides, low HDL-cholesterol and the like), hypertension and obesity.

20 Social or mood related syndromes, disorders or diseases include depression, anxiety, psychosis, social affective disorders or cognitive disorders and the like.

Substance abuse related syndromes, disorders or diseases include drug abuse, drug withdrawal, alcohol abuse, alcohol withdrawal, nicotine withdrawal, cocaine abuse, cocaine withdrawal, heroin abuse, heroin withdrawal and the like.

25 Learning, cognition or memory related syndromes, disorders or diseases include memory loss or impairment as a result of age, disease, side effects of medications (adverse events) and the like.

Muscle spasm syndromes, disorders or diseases include multiple sclerosis, cerebral palsy and the like.

30 Locomotor activity and movement syndromes, disorders or diseases include stroke, Parkinson's disease, multiple sclerosis, epilepsy and the like.

Bowel related syndromes, disorders or diseases include bowel dysmotility associated disorders (either accompanied by pain, diarrhea or constipation or without),

irritable bowel syndrome (and other forms of bowel dysmotility and the like), inflammatory bowel diseases (such as ulcerative colitis, Crohn's disease and the like) and celiac disease.

Respiratory related syndromes, disorders or diseases include chronic pulmonary
5 obstructive disorder, emphysema, asthma, bronchitis and the like.

Immune or inflammation related syndromes, disorders or diseases include allergy, rheumatoid arthritis, dermatitis, autoimmune disease, immunodeficiency, chronic neuropathic pain and the like.

Cell growth related syndromes, disorders or diseases include dysregulated
10 mammalian cell proliferation, breast cancer cell proliferation, prostate cancer cell proliferation and the like.

Pain related syndromes, disorders or diseases include central and peripheral pathway mediated pain, bone and joint pain, migraine headache associated pain, cancer pain, menstrual cramps, labor pain and the like.

15 Neurodegenerative related syndromes, disorders or diseases include Parkinson's Disease, multiple sclerosis, epilepsy, ischemia or secondary biochemical injury collateral to traumatic head or brain injury, brain inflammation, eye injury or stroke and the like.

The present invention includes a method for treating, ameliorating or preventing
20 a cannabinoid receptor agonist mediated syndrome, disorder or disease in a subject in need thereof comprising the step of administering to the subject an effective amount of a cannabinoid agonist compound of the present invention or composition thereof.

The present invention includes a method for treating, ameliorating or preventing
25 a cannabinoid receptor agonist mediated syndrome, disorder or disease in a subject in need thereof comprising the step of administering to the subject an effective amount of a cannabinoid agonist compound of the present invention in a combination product and/or therapy with an anticonvulsant or composition thereof.

The present invention includes a method for treating, ameliorating or preventing
30 a cannabinoid receptor inverse-agonist mediated syndrome, disorder or disease in a subject in need thereof comprising the step of administering to the subject an effective amount of a cannabinoid inverse-agonist compound of the present invention or composition thereof.

The present invention includes a method for treating, ameliorating or preventing

a cannabinoid receptor inverse-agonist mediated syndrome, disorder or disease in a subject in need thereof comprising the step of administering to the subject an effective amount of a cannabinoid inverse-agonist compound of the present invention in a combination product and/or therapy with an anticonvulsant or composition thereof.

5 The present invention includes a method for treating, ameliorating or preventing a cannabinoid receptor inverse-agonist mediated syndrome, disorder or disease in a subject in need thereof comprising the step of administering to the subject an effective amount of a cannabinoid inverse-agonist compound of the present invention in a combination product and/or therapy with one or more contraceptives or composition
10 thereof.

 The present invention includes a method for treating, ameliorating or preventing a cannabinoid receptor antagonist mediated syndrome, disorder or disease in a subject in need thereof comprising the step of administering to the subject an effective amount of a cannabinoid antagonist compound of the present invention or composition thereof.

15 The present invention includes a method for treating, ameliorating or preventing a cannabinoid receptor antagonist mediated syndrome, disorder or disease in a subject in need thereof comprising the step of administering to the subject an effective amount of a cannabinoid antagonist compound of the present invention in a combination product and/or therapy with an anticonvulsant or composition thereof.

20 The present invention includes a method for treating, ameliorating or preventing a cannabinoid receptor antagonist mediated syndrome, disorder or disease in a subject in need thereof comprising the step of administering to the subject a therapeutically or prophylactically effective amount of a cannabinoid antagonist compound of the present invention in a combination product and/or therapy with one or more contraceptives or
25 composition thereof.

 The present invention includes a method for treating, ameliorating or preventing a CB1 receptor agonist mediated syndrome, disorder or disease in a subject in need thereof comprising the step of administering to the subject an effective amount of a CB1 agonist compound of the present invention or composition thereof.

30 The present invention includes a method for treating, ameliorating or preventing a CB1 receptor agonist mediated syndrome, disorder or disease in a subject in need thereof comprising the step of administering to the subject an effective amount of a CB1 agonist compound of the present invention in a combination product and/or

therapy with an anticonvulsant or composition thereof.

The present invention includes a method for treating, ameliorating or preventing a CB1 receptor inverse-agonist mediated syndrome, disorder or disease in a subject in need thereof comprising the step of administering to the subject an effective amount of
5 a CB1 inverse-agonist compound of the present invention or composition thereof.

The present invention includes a method for treating, ameliorating or preventing a CB1 receptor inverse-agonist mediated syndrome, disorder or disease in a subject in need thereof comprising the step of administering to the subject an effective amount of a CB1 inverse-agonist compound of the present invention in a combination product
10 and/or therapy with an anticonvulsant or composition thereof.

The present invention includes a method for treating, ameliorating or preventing a CB1 receptor inverse-agonist mediated syndrome, disorder or disease in a subject in need thereof comprising the step of administering to the subject an effective amount of a CB1 inverse-agonist compound of the present invention in a combination product
15 and/or therapy with one or more contraceptives or composition thereof.

The present invention includes a method for treating, ameliorating or preventing a CB1 receptor inverse-agonist mediated appetite related obesity related or metabolism related syndrome, disorder or disease in a subject in need thereof comprising the step of administering to the subject an effective amount of a CB1 inverse-agonist compound of
20 the present invention or composition thereof.

The present invention includes a method for treating, ameliorating or preventing a CB1 receptor inverse-agonist mediated appetite related obesity related or metabolism related syndrome, disorder or disease in a subject in need thereof comprising the step of administering to the subject an effective amount of a CB1 inverse-agonist compound of
25 the present invention in a combination product and/or therapy with an anticonvulsant or composition thereof.

The present invention includes a method for treating, ameliorating or preventing a CB1 receptor inverse-agonist mediated appetite related obesity related or metabolism related syndrome, disorder or disease in a subject in need thereof comprising the step of administering to the subject an effective amount of a CB1 inverse-agonist compound of
30 the present invention in a combination product and/or therapy with one or more contraceptives or composition thereof.

Appetite related syndromes, disorders or diseases include obesity, overweight

condition, anorexia, bulimia, cachexia, dysregulated appetite and the like.

Obesity related syndromes, disorders or diseases include obesity as a result of genetics, diet, food intake volume, metabolic syndrome, disorder or disease, hypothalamic disorder or disease, age, reduced activity, abnormal adipose mass
5 distribution, abnormal adipose compartment distribution and the like.

Metabolism related syndromes, disorders or diseases include metabolic syndrome, dyslipidemia, elevated blood pressure, diabetes, insulin sensitivity or resistance, hyperinsulinemia, hypercholesterolemia, hyperlipidemias, hypertriglyceridemias, atherosclerosis, hepatomegaly, steatosis, abnormal alanine
10 aminotransferase levels, inflammation, atherosclerosis and the like.

The present invention includes a method for treating, ameliorating or preventing a CB1 receptor antagonist mediated syndrome, disorder or disease in a subject in need thereof comprising the step of administering to the subject an effective amount of a CB1 antagonist compound of the present invention or composition thereof.

15 The present invention includes a method for treating, ameliorating or preventing a CB1 receptor antagonist mediated syndrome, disorder or disease in a subject in need thereof comprising the step of administering to the subject an effective amount of a CB1 antagonist compound of the present invention in a combination product and/or therapy with an anticonvulsant or composition thereof.

20 The present invention includes a method for treating, ameliorating or preventing a CB1 receptor antagonist mediated syndrome, disorder or disease in a subject in need thereof comprising the step of administering to the subject an effective amount of a CB1 antagonist compound of the present invention in a combination product and/or therapy with one or more contraceptives or composition thereof.

25 The present invention includes a method for treating, ameliorating or preventing a CB2 receptor agonist mediated syndrome, disorder or disease in a subject in need thereof comprising the step of administering to the subject an effective amount of a CB2 agonist compound of the present invention or composition thereof.

The present invention includes a method for treating, ameliorating or preventing
30 a CB2 receptor agonist mediated syndrome, disorder or disease in a subject in need thereof comprising the step of administering to the subject an effective amount of a CB2 agonist compound of the present invention in a combination product and/or therapy with an anticonvulsant or composition thereof.

The present invention includes include a method for treating, ameliorating or preventing a CB2 receptor inverse-agonist mediated syndrome, disorder or disease in a subject in need thereof comprising the step of administering to the subject an effective amount of a CB2 inverse-agonist compound of the present invention or composition thereof.

The present invention includes a method for treating, ameliorating or preventing a CB2 receptor inverse-agonist mediated syndrome, disorder or disease in a subject in need thereof comprising the step of administering to the subject an effective amount of a CB2 inverse-agonist compound of the present invention in a combination product and/or therapy with an anticonvulsant or composition thereof.

The present invention includes a method for treating, ameliorating or preventing a CB2 receptor antagonist mediated syndrome, disorder or disease in a subject in need thereof comprising the step of administering to the subject an effective amount of a CB2 antagonist compound of the present invention or composition thereof.

The present invention includes a method for treating, ameliorating or preventing a CB2 receptor antagonist mediated syndrome, disorder or disease in a subject in need thereof comprising the step of administering to the subject an effective amount of a CB2 antagonist compound of the present invention in a combination product and/or therapy with an anticonvulsant or composition thereof.

The present invention includes a method for treating, ameliorating or preventing a metabolism related syndrome, disorder or disease, an appetite related syndrome, disorder or disease, a diabetes related syndrome, disorder or disease, an obesity related syndrome, disorder or disease or a learning, cognition or memory related syndrome, disorder or disease in a subject in need thereof comprising the step of administering to the subject an effective amount of a compound of the present invention or composition thereof.

The present invention includes a method for treating, ameliorating or preventing a metabolism related syndrome, disorder or disease, an appetite related syndrome, disorder or disease, a diabetes related syndrome, disorder or disease, an obesity related syndrome, disorder or disease or a learning, cognition or memory related syndrome, disorder or disease in a subject in need thereof comprising the step of administering to the subject an effective amount of a compound of the present invention in a combination product and/or therapy with an anticonvulsant or composition thereof.

The present invention includes a pharmaceutical composition or medicament comprising an admixture of a compound of the present invention and an optional pharmaceutically acceptable carrier.

5 The present invention includes a pharmaceutical composition or medicament comprising an admixture of two or more compounds of the present invention and an optional pharmaceutically acceptable carrier.

The present invention also includes a pharmaceutical composition or medicament comprising an admixture of a compound of formula (I), an anticonvulsant and an optional pharmaceutically acceptable carrier.

10 Such pharmaceutical compositions are particularly useful for treating a subject suffering from a metabolism related syndrome, disorder or disease, an appetite related syndrome, disorder or disease, a diabetes related syndrome, disorder or disease, an obesity related syndrome, disorder or disease, or a learning, cognition or memory related syndrome, disorder or disease.

15 Anticonvulsants useful in the methods and compositions of the present invention in combination with a compound of formula (I) or (Ia) include, but are not limited to, topiramate, analogs of topiramate, carbamazepine, valproic acid, lamotrigine, gabapentin, phenytoin and the like and mixtures or pharmaceutically acceptable salts thereof.

20 Topiramate, 2,3:4,5-bis-O-(1-methylethylidene)- β -D-fructopyranose sulfamate, is currently marketed for the treatment of seizures in patients with simple and complex partial epilepsy and seizures in patients with primary or secondary generalized seizures in the United States, Europe and most other markets throughout the world. Topiramate is currently available for oral administration in round tablets containing 25 mg, 100 mg
25 or 200 mg of active agent, and as 15 mg and 25 mg sprinkle capsules for oral administration as whole capsules or opened and sprinkled onto soft food. U.S. Patent No. 4,513,006, incorporated herein by reference, discloses topiramate and analogs of topiramate, their manufacture and use for treating epilepsy. Additionally, topiramate may also be made by the process disclosed in US Patent Nos. 5,242,942 and 5,384,327,
30 which are incorporated by reference herein. The term "analog of topiramate", as used herein, refers to the sulfamate compounds of formula (I), which are disclosed in U.S. Patent No. 4,513,006 (*see, e.g.*, column 1, lines 36-65 of U.S. 4,513,006).

For use in the methods of the present invention in combination with a

compound of the formula (I) or (Ia), topiramate (or an analog of topiramate) can be administered in the range of about 10 to about 1000 mg daily, preferably in the range of about 10 to about 650 mg daily, more preferably in the range of about 15 to about 325 mg once or twice daily.

5 Carbamazepine, 5*H*-dibenz[*b,f*]azepine-5-carboxamide, is an anticonvulsant and specific analgesic for trigeminal neuralgia, available for oral administration as chewable tablets of 100 mg, tablets of 200 mg, XR (extended release) tablets of 100, 200, and 400 mg, and as a suspension of 100 mg/5 mL (teaspoon); U.S. Patent No. 2,948,718, herein incorporated by reference in its entirety, discloses carbamazepine and
10 its methods of use.

For use in the methods of the present invention in combination with a compound of the formula (I) or (Ia), carbamazepine can be administered in the range of about 200 to about 1200 mg/day; preferably, about 400 mg/day.

15 Valproic acid, 2-propylpentanoic acid or dipropylacetic acid, is an antiepileptic agent commercially available as soft elastic capsules containing 250 mg valproic acid, and as syrup containing the equivalent of 250 mg valproic acid per 5 mL as the sodium salt. Valproic acid and various pharmaceutically acceptable salts are disclosed in U.S. Patent No. 4,699,927, which is incorporated by reference herein in its entirety.

For use in the methods of the present invention in combination with a
20 compound of the formula (I) or (Ia), valproic acid can be administered in the range of about 250 to about 2500 mg/day; preferably, about 1000 mg/day.

Lamotrigine, 3,5-diamino-6-(2,3-dichlorophenyl)-1,2,4-triazine, is an antiepileptic drug commercially available for oral administration as tablets containing 25 mg, 100 mg, 150 mg, and 200 mg of lamotrigine, and as chewable dispersible
25 tablets containing 2 mg, 5 mg, or 25 mg of lamotrigine. Lamotrigine and its uses are disclosed in U.S. Patent No. 4,486,354, incorporated by reference herein in its entirety.

For use in the methods of the present invention in combination with a compound of the formula (I) or (Ia), lamotrigine can be administered in the range of about 50 to about 600 mg/day in one to two doses; preferably, about 200 to about 400
30 mg/day; most preferably, about 200 mg/day.

Gabapentin, 1-(aminomethyl)cyclohexaneacetic acid, is commercially available for the adjunctive treatment of epilepsy and for postherpetic neuralgia in adults as capsules containing 100 mg, 300 mg, and 400 mg of gabapentin, film-coated tablets

containing 600 mg and 800 mg of gabapentin, and an oral solution containing 250 mg/5 mL of gabapentin. Gabapentin and its methods of use are described in U.S. Patent No. 4,024,175 and 4,087,544, herein incorporated by reference in their entirety.

For use in the methods of the present invention in combination with a
5 compound of the formula (I) or (Ia), gabapentin can be administered in the range of about 300 to about 3600 mg/day in two to three divided doses; preferably, about 300 to about 1800 mg/day; most preferably, about 900 mg/day.

Phenytoin sodium, 5,5-diphenylhydantoin sodium salt, is an anticonvulsant, which is commercially available for oral administration as capsules containing 100 mg,
10 200 mg or 300 mg of phenytoin sodium.

For use in the methods of the present invention in combination with a compound of the formula (I) or (Ia), phenytoin sodium can be administered in the range of about 100 to about 500 mg/day; preferably, about 300 to about 400 mg/day; most preferably, about 300 mg/day.

15 The present invention also includes a pharmaceutical composition or medicament comprising an admixture of a compound of formula (I) or (Ia), one or more contraceptives and an optional pharmaceutically acceptable carrier.

Contraceptives suitable for use in a combination product and/or therapy include, for example, ORTHO CYCLEN[®], ORTHO TRI-CYCLEN[®], ORTHO TRI-CYCLEN
20 LO[®], and ORTHO EVRA[®], all available from Ortho-McNeil Pharmaceutical, Inc., Raritan, NJ. It should also be understood that contraceptives suitable for use in the invention encompass those contraceptives that include a folic acid component.

Smoking and/or obesity have been identified as risk factors in women taking oral contraceptives. CB1 receptor antagonists and inverse agonists have been found to
25 be useful therapeutic agents for reducing the urge to smoke and for assisting patients with eating disorders to lose weight.

Accordingly, the invention further includes a method of reducing the risk factors associated with smoking and/or obesity for women taking contraceptives by co-administering with a contraceptive at least one of a CB1 receptor antagonist and/or
30 CB1 receptor inverse-agonist compound of formula (I) or (Ia).

The use of such compounds or a pharmaceutical composition or medicament thereof is to reduce the desire to smoke and/or to assist in weight loss for patients taking contraceptives.

Pharmaceutical Compositions

The term "composition" refers to a product comprising the specified ingredients in the specified amounts, as well as any product that results, directly or indirectly, from combinations of the specified ingredients in the specified amounts. The invention
5 further comprises mixing one or more of the compounds of the invention and a pharmaceutically acceptable carrier; and, includes those compositions resulting from such a process. Contemplated processes include both traditional and modern pharmaceutical techniques.

Pharmaceutical compositions of the invention may, alternatively or in addition
10 to a compound of formula (I) or (Ia), comprise a pharmaceutically acceptable salt of a compound of formula (I) or (Ia) or a prodrug or pharmaceutically active metabolite of such a compound or salt in admixture with a pharmaceutically acceptable carrier.

The term "medicament" refers to a product for use in treating, ameliorating or preventing a cannabinoid receptor mediated syndrome, disorder or disease.

15 "Pharmaceutically acceptable carrier" means molecular entities and compositions that are of sufficient purity and quality for use in the formulation of a composition of the invention and that, when appropriately administered to an animal or a human, do not produce an adverse, allergic, or other untoward reaction.

Since both clinical and veterinary uses are equally included within the scope of
20 the present invention, a pharmaceutically acceptable formulation would include a composition or medicament formulation for either clinical or veterinary use.

The present invention includes a process for making the composition or medicament comprising mixing any of the instant compounds and a pharmaceutically acceptable carrier and include those compositions or medicaments resulting from such
25 a process. Contemplated processes include both conventional and unconventional pharmaceutical techniques. Other examples include a composition or medicament comprising a mixture of at least two of the instant compounds in association with a pharmaceutically acceptable carrier.

The composition or medicament may be administered in a wide variety of
30 dosage unit forms depending on the method of administration; wherein such methods include (without limitation) oral, sublingual, nasal (inhaled or insufflated), transdermal, rectal, vaginal, topical (with or without occlusion), intravenous (bolus or infusion) or

for injection (intraperitoneally, subcutaneously, intramuscularly, intratumorally or parenterally) using a suitable dosage form well known to those of ordinary skill in the area of pharmaceutical administration. Accordingly, the term "dosage unit" or "dosage form" is alternatively used to refer to (without limitation) a tablet, pill, capsule, solution, syrup, elixir, emulsion, suspension, suppository, powder, granule or sterile solution, emulsion or suspension (for injection from an ampoule or using a device such as an auto-injector or for use as an aerosol, spray or drop). Furthermore, the composition may be provided in a form suitable for weekly or monthly administration (e.g. as an insoluble salt of the active compound (such as the decanoate salt) adapted to provide a depot preparation for intramuscular injection).

In preparing a dosage form, the principal active ingredient (such as a compound of the present invention or a pharmaceutically acceptable salt, racemate, enantiomer, or diastereomer thereof) is optionally mixed with one or more pharmaceutical carriers (such as a starch, sugar, diluent, granulating agent, lubricant, glidant, binder, disintegrating agent and the like), one or more inert pharmaceutical excipients (such as water, glycols, oils, alcohols, flavoring agents, preservatives, coloring agents, syrup and the like), one or more conventional tableting ingredient (such as corn starch, lactose, sucrose, sorbitol, talc, stearic acid, magnesium stearate, dicalcium phosphate, any of a variety of gums and the like) and a diluent (such as water and the like) to form a homogeneous composition (whereby the active ingredient is dispersed or suspended evenly throughout the mixture) which may be readily subdivided into dosage units containing equal amounts of a compound of the present invention.

Binders include, without limitation, starch, gelatin, natural sugars (such as glucose, beta-lactose and the like), corn sweeteners and natural and synthetic gums (such as acacia, tragacanth, sodium oleate, sodium stearate, magnesium stearate, sodium benzoate, sodium acetate, sodium chloride and the like). Disintegrating agents include, without limitation, starch, methyl cellulose, agar, bentonite, xanthan gum and the like.

Because of the ease of administration, tablets and capsules represent an advantageous oral dosage unit form, wherein solid pharmaceutical carriers are employed. If desired, tablets may be sugar or film coated or enteric-coated by standard techniques. Tablets may also be coated or otherwise compounded to provide a prolonged therapeutic effect. For example, the dosage form may comprise an inner dosage and an outer dosage component, whereby the outer component is in the form of

an envelope over the inner component. The two components may further be separated by a layer, which resists disintegration in the stomach (such as an enteric layer) and permits the inner component to pass intact into the duodenum or a layer which delays or sustains release. A variety of enteric and nonenteric layer or coating materials may be used (such as polymeric acids, shellacs, acetyl alcohol, cellulose acetate and the like) or combinations thereof.

The liquid forms in which a compound of the present invention may be incorporated for oral administration include (without limitation), aqueous solutions, suitably flavored syrups, aqueous or oil suspensions (using a suitable synthetic or natural gum dispersing or suspending agent such as tragacanth, acacia, alginate, dextran, sodium carboxymethylcellulose, methylcellulose, polyvinyl-pyrrolidone, gelatin and the like), flavored emulsions (using a suitable edible oil such as cottonseed oil, sesame oil, coconut oil, peanut oil and the like), elixirs and other similar liquid forms with a variety of pharmaceutically acceptable vehicles.

As is also known in the art, the compounds may alternatively be administered parenterally via injection. For parenteral administration, sterile solutions or injectable suspensions may be parenteral vehicles wherein appropriate liquid carriers, suspending agents and the like are employed. Sterile solutions are a preferred parenteral vehicle. Isotonic preparations that generally contain suitable preservatives are employed when intravenous administration is desired. A parenteral formulation may consist of the active ingredient dissolved in or mixed with an appropriate inert liquid carrier. Acceptable liquid carriers comprise aqueous solvents and the like and other optional ingredients for aiding solubility or preservation. Such aqueous solvents include sterile water, Ringer's solution or an isotonic aqueous saline solution. Alternatively, a sterile non-volatile oil may be employed as a solvent agent. Other optional ingredients include vegetable oils (such as peanut oil, cottonseed oil, sesame oil and the like), organic solvents (such as solketal, glycerol, formyl and the like), preservatives, isotonizers, solubilizers, stabilizers, pain-soothing agents and the like. A parenteral formulation is prepared by dissolving or suspending the active ingredient in the liquid carrier whereby the final dosage unit contains from 0.005 to 10% by weight of the active ingredient.

Compounds of the present invention may be administered intranasally using a suitable intranasal vehicle. Compounds of the present invention may be administered topically using a suitable topical transdermal vehicle or a transdermal patch.

Administration via a transdermal delivery system requires a continuous rather than intermittent dosage regimen.

Compounds of the present invention may also be administered via a rapid dissolving or a slow release composition, wherein the composition includes a biodegradable rapid dissolving or slow release carrier (such as a polymer carrier and the like) and a compound of the invention. Rapid dissolving or slow release carriers are well known in the art and are used to form complexes that capture therein an active compound(s) and either rapidly or slowly degrade/dissolve in a suitable environment (e.g., aqueous, acidic, basic, etc). Such particles are useful because they degrade/dissolve in body fluids and release the active compound(s) therein. The particle size of a compound of the present invention, carrier or any excipient used in such a composition may be optimally adjusted using techniques known to those of ordinary skill in the art.

The present invention includes a composition of an instant compound or prodrug thereof present in a prophylactically or therapeutically effective amount necessary for symptomatic relief to a subject in need thereof.

A prophylactically or therapeutically effective amount of an instant compound or prodrug thereof may range from about 0.001 mg to about 1 g and may be constituted into any form suitable for the administration method and regimen selected for the subject.

Depending on the subject and disease to be treated, the prophylactically or therapeutically effective amount for a person of average body weight of about 70 kg per day may range from about 0.001 mg/kg to about 300 mg/kg; from about 0.01 mg/kg to about 200 mg/kg; from about 0.05 mg/kg to about 100 mg/kg; or, from about 0.1 mg/kg to about 50 mg/kg.

An optimal prophylactically or therapeutically effective amount and administration method and regimen may be readily determined by those skilled in the art, and will vary depending on factors associated with the particular patient being treated (age, weight, diet and time of administration), the severity of the condition being treated, the compound and dosage unit being employed, the mode of administration and the strength of the preparation.

Dosage unit(s) may be administered to achieve the therapeutically or prophylactically effective amount in a regimen of from about once per day to about 5

times per day. The preferred dosage unit for oral administration is a tablet containing 0.01, 0.05, 0.1, 0.5, 1.0, 2.5, 5.0, 10.0, 15.0, 25.0, 50.0, 100, 150, 200, 250 or 500 mg of the active ingredient.

An example of the present invention includes representative compounds for use
 5 in the therapeutic methods and pharmaceutical compositions described herein selected from the group consisting of:

(8E)-1-(2,4-dichloro-phenyl)-8-(4-fluoro-benzylidene)-3-(piperidine-1-carbonyl)-4,5,7,8-tetrahydro-1H-1,2,6-triaza-azulene-6-carboxylic acid tert-butyl ester,

(8E)-1-(2,4-dichloro-phenyl)-8-(4-fluoro-benzylidene)-3-(piperidin-1-ylcarbonyl)-4,5,7,8-tetrahydro-1H-1,2,6-triaza-azulene-6-carboxylic acid tert-butyl ester,

(8E)-1-(2,4-dichloro-phenyl)-8-(4-fluoro-benzylidene)-3-(1-phenyl-ethylcarbonyl)-4,5,7,8-tetrahydro-1H-1,2,6-triaza-azulene-6-carboxylic acid tert-butyl ester,

(8E)-1-(2,4-dichloro-phenyl)-8-(4-fluoro-benzylidene)-3-(1-pyridin-2-yl-ethylcarbonyl)-4,5,7,8-tetrahydro-1H-1,2,6-triaza-azulene-6-carboxylic acid tert-butyl ester,

(8E)-[1-(2,4-dichloro-phenyl)-8-(4-fluoro-benzylidene)-1,4,5,6,7,8-hexahydro-1,2,6-triaza-azulen-3-yl]-piperidin-1-yl-methanone,

(8E)-1-(2,4-dichloro-phenyl)-8-(4-fluoro-benzylidene)-3-(piperidin-1-ylcarbonyl)-4,5,7,8-tetrahydro-1H-1,2,6-triaza-azulene-6-carboxylic acid methyl ester,

(8E)-1-(2,4-dichloro-phenyl)-3-[N'-(2,4-dichloro-phenyl)-hydrazinocarbonyl]-8-(4-fluoro-benzylidene)-4,5,7,8-tetrahydro-1H-1,2,6-triaza-azulene-6-carboxylic acid tert-butyl ester
 and

(8E)-1-(2,4-dichloro-phenyl)-8-(4-fluoro-benzylidene)-1,4,5,6,7,8-hexahydro-1,2,6-triaza-azulene-3-carboxylic acid piperidin-1-ylamide.

Synthetic Methods

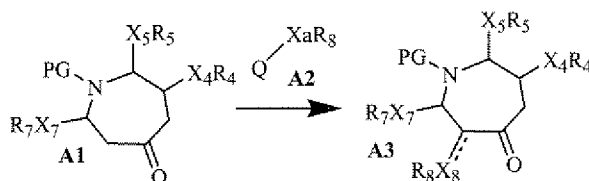
Representative compounds of the present invention can be synthesized in accordance with the general synthetic schemes described below and are illustrated more
 10 particularly in the specific synthetic examples that follow. The general schemes and specific examples are offered by way of illustration; the invention should not be construed as being limited by the chemical reactions and conditions expressed. The methods for preparing the various starting materials used in the schemes and examples are well within the skill of persons versed in the art. No attempt has been made to
 15 optimize the yields obtained in any of the example reactions. One skilled in the art would know how to increase such yields through routine variations in reaction times, temperatures, solvents and/or reagents.

The terms used in describing the invention are commonly used and known to those skilled in the art. When used herein, the following abbreviations have the

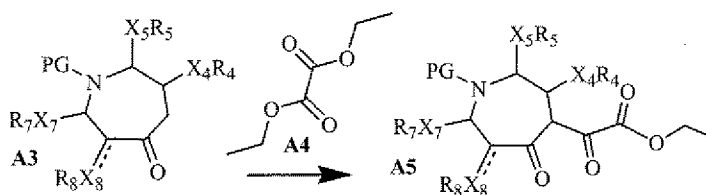
indicated meanings:

Cpd	compound
EDCI	1-(3-dimethylaminopropyl)-3-ethylcarbodiimide hydrochloride
DCM	dichloromethane
DMAP	dimethyl-pyridin-4-yl-amine
EtOAc	ethyl acetate
HOBT	1-hydroxybenzotriazole hydrate
KtOBu	potassium tert-butoxy or potassium tert-butoxide
LDA	lithium diisopropylamine
LiHMDS	lithium bis(trimethylsilyl)amide
min(s)/hr(s)	minute(s)/hour(s)
N ₂	nitrogen
RT/rt/r.t.	room temperature
TEA or Et ₃ N	triethylamine
THF	tetrahydrofuran

Scheme A

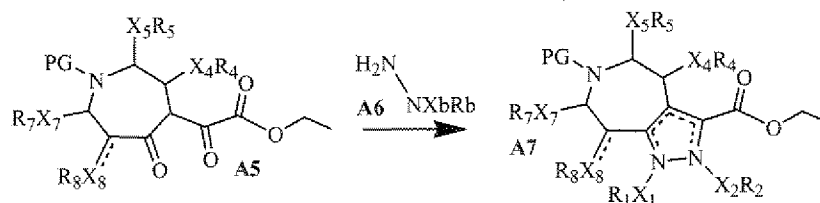


- Morpholine and a catalyst (such as a catalytic amount of p-toluenesulfonic acid monohydrate and the like) are reacted with a solution of a protected (wherein PG refers to a protecting group such as Boc, CBz, Fmoc, benzhydryl and the like) oxo-azepane Compound A1 (in a solvent such as benzene and the like). Compound A2 (wherein Q-Xa is a suitable reaction group and wherein certain portions of Q-Xa are incorporated into X₃R₈ as a product of the reaction) is added dropwise and the mixture is reacted to provide a Compound A3.



- A solution of Compound A3 (in a solvent such as THF and the like) is added dropwise to and reacted with a reagent solution (such as LiHMDS in a solvent such as THF and the like) at -78 °C under an inert atmosphere (using a gas such as nitrogen and the like). The mixture is reacted with a solution of Compound A4 (in a solvent such as

THF and the like) to provide a Compound **A5**, which is used in the next step without further purification.

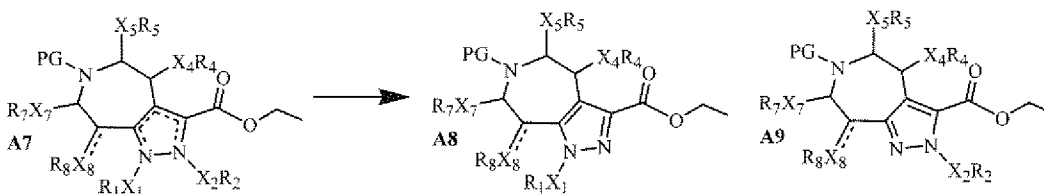


An anhydrous hydrazine hydrochloride or dihydrochloride Compound **A6** is
 5 reacted with a solution of the Compound **A5** (in a solvent such as one or more of MeOH, EtOH, CH₂Cl₂ and the like) to provide a Compound **A7**.

The XbRb substituent moiety on Compound **A6** represents the possibility that, after isomer separation, the substituted amine group may be found either on the N¹ position as X₁R₁ or on the N² position as X₂R₂. Compound **A7** represents a mixture of
 10 isomers, wherein a mixture of X₁R₁ and X₂R₂ isomers are present.

The hydrazine hydrochloride or dihydrochloride Compound **A6** may be converted to the free base by methods known to those skilled in the art. In the examples of the present invention, the free base is prepared either in situ (as shown for illustrative purposes in this Scheme) or separately (then added to the reaction mixture)
 15 by reaction with K₂CO₃.

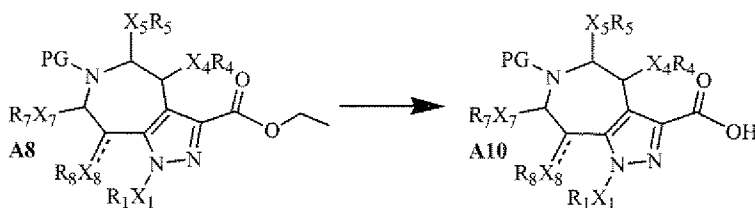
As illustrated in this Scheme, Compound **A6** may also be further substituted with a variety of XbRb substituents. In many instances, the substituted hydrazine Compound **A6** is commercially available. When not commercially available, a particularly substituted Compound **A6** may be prepared by methods known to those
 20 skilled in the art. More specifically, a halogenated XbRb substituent moiety is reacted with a hydrazine hydrate solution at reflux and used without further purification as Compound **A6**.



The Compound **A7** isomeric mixture is separated (via flash or silica gel
 25 chromatography, eluted with a suitable solvent mixture such as a mixture of about 10% to about 30% EtOAc and the like with hexane and the like) to provide a purified major

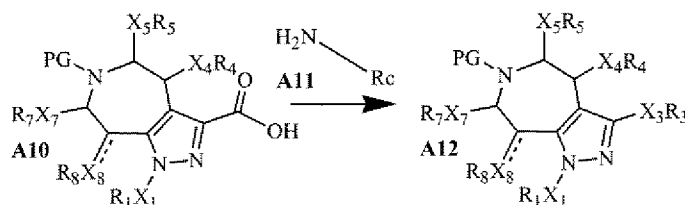
isomer Compound **A8** and a minor isomer Compound **A9**. The major isomer Compound **A8** is substituted on the N¹ position with X₁R₁ (X₂R₂ is necessarily absent). The minor isomer Compound **A9** is substituted on the N² position with X₂R₂ (wherein X₁R₁ is absent).

5



An aqueous solution of a hydrolyzing agent (such as an aqueous solution of LiOH and the like in a solvent such as one or more of THF, MeOH, EtOH and the like) is reacted with a solution of Compound **A8** (in a solvent such as THF and the like) to provide a Compound **A10**.

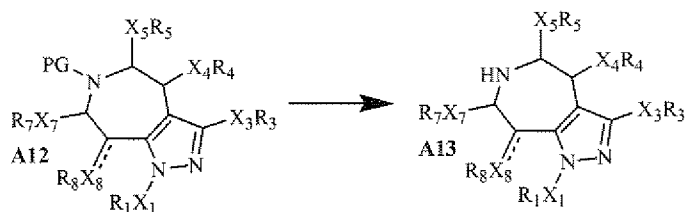
10



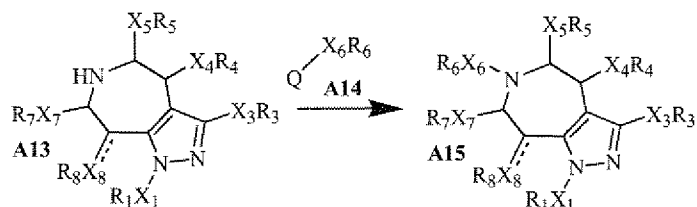
A reagent solution (such as one or more of EDCI, HOBt, DMAP and the like) is reacted with a solution of Compound **A10** (in a solvent such as DMF, CH₂Cl₂ and the like) and the mixture is stirred for about 30 mins. A mixture of a Compound **A11**, a reagent (such as Et₃N and the like) and a catalyst (such as a catalytic amount of DMAP and the like) are reacted with the Compound **A10** mixture to provide a Compound **A12**, representative of a compound of formula (I).

For purposes of illustration in this Scheme, the Compound **A12** X₃R₃ substituent moiety (wherein X₃ is absent and R₃ is as previously defined) incorporates the -C(O)- portion of the C³ substituent from Compound **A10** and -NH- from the NH₂ portion of Compound **A11**.

In general, Compound **A11** is a commercially available substituted amine. When not commercially available, a particularly substituted amine Compound **A11** may be prepared by methods known to those skilled in the art.



A deprotecting agent (such as TFA and the like, when PG is Boc) is reacted with a solution of Compound **A12** (in a solvent such as CH₂Cl₂ and the like) to provide a Compound **A13**, representative of a compound of formula (I).



5

A solution of Compound **A13** (in a solvent such as DCM and the like) is reacted with a reagent (such as TEA and the like) and a Compound **A14** (wherein Q is a leaving group such as halogen) to provide Compound **A15**, representative of a compound of formula (I).

10

The synthetic examples that follow herein describe more completely the preparation of particular compounds included within the scope of the present invention.

Example 1

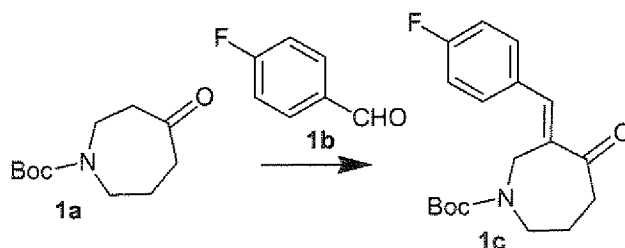
15

(8*E*)-1-(2,4-dichloro-phenyl)-8-(4-fluoro-benzylidene)-3-(piperidin-1-ylcarbamoyl)-4,5,7,8-tetrahydro-1*H*-1,2,6-triaza-azulene-6-carboxylic acid tert-butyl ester (Cpd 2)

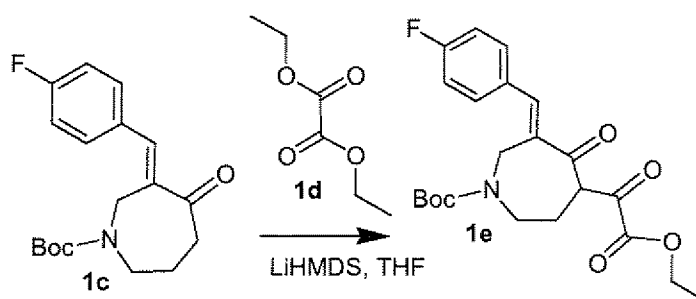
(8*E*)-1-(2,4-dichloro-phenyl)-8-(4-fluoro-benzylidene)-1,4,5,6,7,8-hexahydro-1,2,6-triaza-azulene-3-carboxylic acid piperidin-1-ylamide (Cpd 8)

20

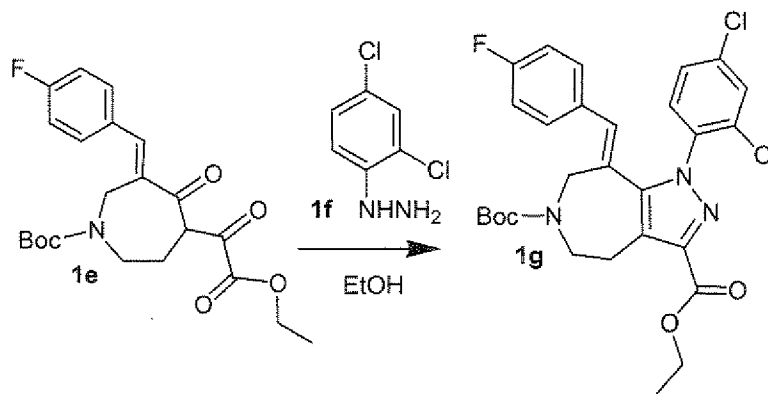
(8*E*)-1-(2,4-dichloro-phenyl)-8-(4-fluoro-benzylidene)-3-(piperidin-1-ylcarbamoyl)-4,5,7,8-tetrahydro-1*H*-1,2,6-triaza-azulene-6-carboxylic acid methyl ester (Cpd 6)



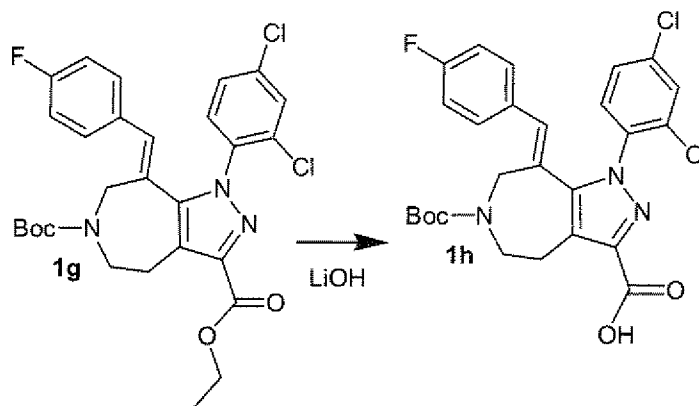
Morpholine (1.926 mL, 22 mmol) and a catalytic amount of p-toluenesulfonic acid monohydrate (30 mg) were added to a solution of 4-oxo-azepane-1-carboxylic acid tert-butyl ester Compound **1a** (4.26 g, 20 mmol) in benzene (8 mL). The mixture was refluxed for 2 hr, then 4-fluoro-benzaldehyde Compound **1b** (2.1 mL, 20 mmol) was added dropwise and the reaction mixture was refluxed overnight before being cooled to room temperature. The reaction mixture was diluted with EtOAc, then washed with 1N HCl (2x) and brine. The organic layer was dried over sodium sulfate, then filtered and evaporated to give a crude product which was purified on a silica gel column with 15% EtOAc/hexane, providing (8*E*)-3-(4-fluoro-benzylidene)-4-oxo-azepane-1-carboxylic acid tert-butyl ester Compound **1c** (1.7 g, 26.7%).



A solution of Compound **1c** (1.0 g, 3.13 mmol) in THF (5 mL) was added dropwise to a solution of LiHMDS (3.8 mL of 1.0M solution in THF) in THF (10 mL) at -78 °C. The mixture was stirred at -78 °C for 1 hr. Oxalic acid diethyl ester Compound **1d** (0.42 mL, 3.13 mmol) in THF (2 mL) was added slowly at -78 °C and then stirred at the same temperature for 1 hr. The mixture was allowed to gradually warm up to room temperature and was then stirred at room temperature overnight. The mixture was taken up in EtOAc (200 mL), then washed with 1N HCl (2 × 100 mL) and brine. The organic layer was dried over sodium sulfate, then filtered and concentrated to give (8*E*)-5-ethoxyoxalyl-3-(4-fluoro-benzylidene)-4-oxo-azepane-1-carboxylic acid tert-butyl ester Compound **1e** (1.3 g) as an orange oil, which was used in the next step without further purification.

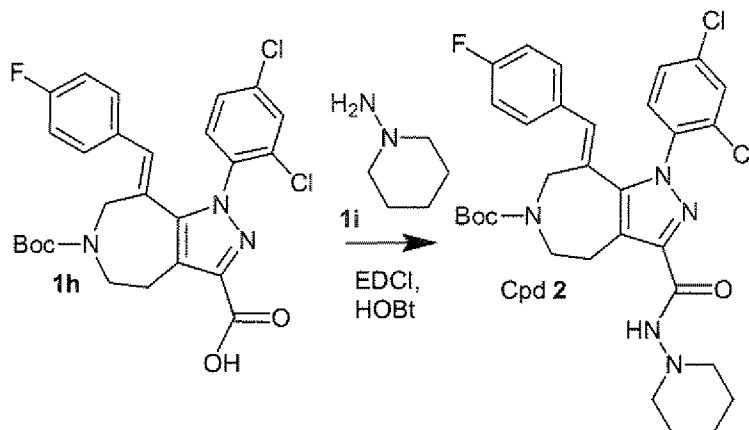


Anhydrous (2,4-dichloro-phenyl)-hydrazine Compound **1f** (0.55 g, 3.1 mmol) was added to a solution of Compound **1e** (1.2 g, 2.85 mmol) in ethanol (30 mL). The reaction mixture was stirred at room temperature overnight, then concentrated. The resulting residue was diluted with EtOAc (200 mL), then washed with 1N HCl and brine. The organic layer was dried over sodium sulfate, then filtered and concentrated to give a crude product which was purified on a silica gel column with 20% EtOAc/Hexane to provide (8*E*)-1-(2,4-dichloro-phenyl)-8-(4-fluoro-benzylidene)-4,5,7,8-tetrahydro-1H-1,2,6-triaza-azulene-3,6-dicarboxylic acid 6-tert-butyl ester 3-ethyl ester Compound **1g** (0.45 g, 25.9%).

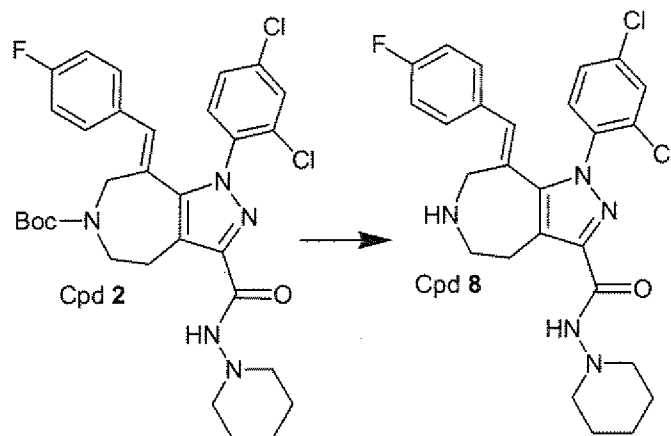


Compound **1g** (0.45 g, 0.80 mmol) was dissolved in THF (18 mL), then aqueous LiOH (96 mg in 6 mL water) and ethanol (2 mL) were added. The reaction mixture was stirred at room temperature overnight. The mixture was concentrated, diluted with water (10 mL) and acidified to pH 4 with 1N HCl. The aqueous suspension was extracted with EtOAc (100 mL). The organic layer was washed with brine and dried over sodium sulfate, then filtered and concentrated to give (8*E*)-1-(2,4-dichloro-phenyl)-8-(4-fluoro-benzylidene)-4,5,7,8-tetrahydro-1H-1,2,6-triaza-azulene-

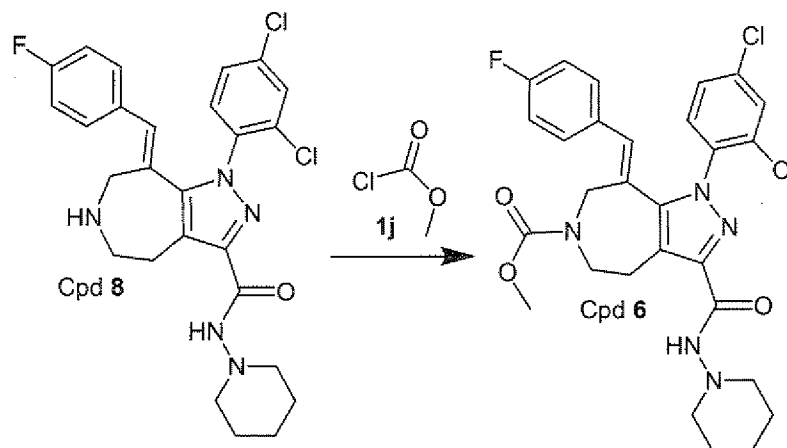
3,6-dicarboxylic acid 6-tert-butyl ester Compound **1h** (0.4 g, 94%).



Compound **1h** (0.1 g, 0.19 mmol) was taken up in DMF (5 mL) in a 50 mL round bottom flask, then EDCI (54 mg, 0.28 mmol) and HOBt (31 mg, 0.23 mmol) were added in one portion and the mixture was stirred for 0.5 hr. Piperidin-1-ylamine Compound **1i** (50 mg, 0.5 mmol), Et₃N (0.1 mL, 0.7 mmol) and a catalytic amount of DMAP (5 mg) were added. The mixture was stirred overnight at room temperature and diluted with EtOAc, then washed with 1N HCl (5 × 10 mL) and brine. The organic layer was dried over sodium sulfate, then filtered, concentrated and purified on silica gel column with 40% EtOAc/Hexane to give Compound **2** (0.1 g, 86.6%). MS 614 (MH⁺)



Compound **2** (15 mg, 0.024 mmol) was dissolved in CH₂Cl₂ (1 mL), then TFA (0.4 mL) was added slowly. The mixture was stirred at room temperature for 1 hr, then concentrated. The resulting yellow oil was dissolved in EtOAc (20 mL) and washed with 1N NaOH and brine. The organic layer was dried over sodium sulfate and evaporated to give to give Compound **8**. (0.012 g, 96%). MS 514 (MH⁺)



A solution of Compound **8** (0.007 g, 0.014 mmol) was dissolved in DCM (2 mL) and cooled in an ice bath. TEA (0.01 g, 0.07 mmol) and methyl chloroformate Compound **1j** (9.9 mg, 0.1 mmol) were added and the mixture was allowed to warm to
 5 rt, then stirred for 1 hr. The reaction mixture was concentrated and purified on preparative silica gel plate using 60% EtOAc/Hexane to give Compound **6** (5 mg, 64.2%). MS 572 (MH⁺).

Using the procedure of Example 1 and substituting the appropriate starting materials, reagents and solvents, the following compounds were prepared:

Cpd	Name	MS
1	(8 <i>E</i>)-1-(2,4-dichloro-phenyl)-8-(4-fluoro-benzylidene)-3-(piperidine-1-carbonyl)-4,5,7,8-tetrahydro-1H-1,2,6-triaza-azulene-6-carboxylic acid tert-butyl ester	599
3	(8 <i>E</i>)-1-(2,4-dichloro-phenyl)-8-(4-fluoro-benzylidene)-3-(1-phenyl-ethylcarbamoyl)-4,5,7,8-tetrahydro-1H-1,2,6-triaza-azulene-6-carboxylic acid tert-butyl ester	635
4	(8 <i>E</i>)-1-(2,4-dichloro-phenyl)-8-(4-fluoro-benzylidene)-3-(1-pyridin-2-yl-ethylcarbamoyl)-4,5,7,8-tetrahydro-1H-1,2,6-triaza-azulene-6-carboxylic acid tert-butyl ester	636
5	(8 <i>E</i>)-[1-(2,4-dichloro-phenyl)-8-(4-fluoro-benzylidene)-1,4,5,6,7,8-hexahydro-1,2,6-triaza-azulen-3-yl]-piperidin-1-yl-methanone	499
7	(8 <i>E</i>)-1-(2,4-dichloro-phenyl)-3-[N'-(2,4-dichloro-phenyl)-hydrazinocarbonyl]-8-(4-fluoro-benzylidene)-4,5,7,8-tetrahydro-1H-1,2,6-triaza-azulene-6-carboxylic acid tert-butyl ester	690

10 Additional compounds may be made according to the synthetic methods of the present invention by one skilled in the art, differing only in possible starting materials, reagents and conditions used in the instant methods.

Biological Examples

The following examples illustrate that the compounds of the present invention are CB receptor modulators useful for treating, ameliorating or preventing a cannabinoid receptor mediated syndrome, disorder or disease in a subject in need thereof.

Example 1

Binding Assay for CB1 or CB2 Agonists or Inverse Agonists

The human CB1 and CB2 receptors were stably expressed in SK-N-MC cells transfected with pcDNA3 CB-1 (human) or pcDNA3 CB-2 (human). The cells were grown in T-180 cell culture flasks under standard cell culture conditions at 37 °C in a 5% CO₂ atmosphere. The cells were harvested by trypsinization and homogenized in a homogenization buffer (10 mM Tris, 0.2 mM MgCl₂, 5 mM KCl, with protease inhibitors aprotinin, leupeptin, pepstatin A and bacitracin) and centrifuged (2000 g). The supernatant was then centrifuged in 2M sucrose (31,300 g) to produce a semi-purified membrane pellet. The pellet was resuspended in homogenization and stored at -80 °C.

On the day of the assay, the pellet was thawed on ice and diluted in assay buffer (50 mM Tris-HCl, 5 mM MgCl₂, 2.5 mM EDTA, 0.5 mg/mL fatty acid free bovine serum albumin, pH 7.5). The diluted membrane pellet was added with buffer, either a test compound or vehicle standard and a the radioligand [H]³⁺-CP-55,940 (0.2 nM) to the wells of a 96-well polypropylene plate. Non-specific binding was measured in wells containing WIN 55,212 (10 uM). The plate was covered and incubated for 90 minutes at 30 °C. The contents were then aspirated onto a Packard Unifilter GF/C filter bottom plate prewet with 0.5% polyethyleneimine. The wells of the polypropylene plate were rinsed and aspirated seven times with a 0.9% saline-0.5% Tween 20 solution. The Unifilter plate was dried, a scintillation cocktail was added to each well and the counts representing binding were quantitated in a TopCount scintillation counter.

CB1 and CB2 Receptor Binding Results

For compounds tested, an IC₅₀ binding value was obtained from percent inhibition studies in which various test concentrations were used. The binding value (in

μM) was calculated by linear regression.

Compounds 3 and 4 each had a cannabinoid CB1 receptor IC₅₀ binding value of 0.061 and 0.05 μM, respectively. For those compounds without an IC₅₀ binding value, the percent inhibition (%) was obtained at a test concentration of 0.2 μM.

5

Table 1
Cannabinoid CB1 Receptor Binding Inhibition (%)

Cpd	IC ₅₀	Cpd	IC ₅₀
1	27%	2	54%
5	16%	6	39%

Table 2
Cannabinoid CB2 Receptor Binding Inhibition (%)

Cpd	IC ₅₀	Cpd	IC ₅₀	Cpd	IC ₅₀
1	6%	2	15%	3	15%
4	14%	5	10%	6	17%

Example 2

10 *Functional Cell-Based Assay for CB1 or CB2 Agonist and Inverse Agonist Effects on Intra-Cellular Adenylate Cyclase Activity*

The CB1 and CB2 receptors are G-protein coupled receptors (GPCR) which influence cell function via the Gi-protein. These receptors modulate the activity of intracellular adenylate cyclase which in turn produces the intracellular signal messenger cyclic-AMP (cAMP).
15

At baseline, or during non-ligand bound conditions, these receptors are constitutively active and tonically suppress adenylate cyclase activity. The binding of an agonist causes further receptor activation and produces additional suppression of adenylate cyclase activity. The binding of an inverse agonist inhibits the constitutive activity of the receptors and results in an increase in adenylate cyclase activity.
20

By monitoring intracellular adenylate cyclase activity, the ability of compounds to act as agonists or inverse agonists can be determined.

Assay

Test compounds are evaluated in SK-N-MC cells which, using standard
25 transfection procedures, are stably transfected with human cDNA for pcDNA3-CRE β-gal and pcDNA3 CB1 receptor (human) or pcDNA3 CB2 receptor (human). By

expressing CRE β -gal, the cells produce β -galactosidase in response to CRE promoter activation by cAMP. Cells expressing CRE β -gal and either the human CB1 or CB2 receptor will produce less β -galactosidase when treated with a CB1/CB2 agonist and will produce more β -galactosidase when treated with a CB1/CB2 inverse agonist.

5 *Cell Growth*

The cells are grown in 96-well plates under standard cell culture conditions at 37 °C in a 5% CO₂ atmosphere. After 3 days, the media is removed and a test compound in media (wherein the media is supplemented with 2 mM L-glutamine, 1M sodium pyruvate, 0.1% low fatty acid FBS (fetal bovine serum) and antibiotics) is
10 added to the cell. The plates are incubated for 30 minutes at 37 °C and the plate cells are then treated with forskolin over a 4-6 hour period, then washed and lysed. The β -galactosidase activity is quantitated using commercially available kit reagents (Promega Corp. Madison, WI) and a Vmax Plate Reader (Molecular Devices, Inc).

CB1 Receptor Mediated Change in CRE β -gal Expression

15 For cells expressing CRE β -gal and the CB1 receptor, CB1 agonists reduce β -galactosidase activity in a dose-dependent manner and CB1 inverse agonists increase β -galactosidase activity in a dose-dependent manner.

The change in β -galactosidase activity is determined by setting a vehicle treated cell's activity value at 100% and expressing the β -galactosidase activity measured in a
20 corresponding compound treated cell as a percent of the vehicle treated cell activity.

CB1 Receptor Results

The EC₅₀ value for functional activity for compounds tested is calculated by linear regression and is obtained from studies in which varying compound concentrations are used.

25 *CB2 Receptor Mediated Change in CRE β -gal Expression*

For cells expressing CRE β -gal and the CB2 receptor, CB2 agonists reduce β -galactosidase activity in a dose-dependent manner and CB2 inverse agonists increase β -galactosidase activity in a dose-dependent manner.

The change in β -galactosidase activity is determined by setting a vehicle treated
30 cell's activity value at 100% and expressing the β -galactosidase activity measured in a

corresponding compound treated cell as a percent of the vehicle treated cell activity.

CB2 Receptor Binding Results

The EC₅₀ value (in μM) for functional activity for compounds tested is calculated by linear regression and is obtained from studies in which varying compound concentrations are used.

Example 3

Acute Treatment (Ob/Ob Mice)

The effect of acute, single-dose administration of a compound of the invention is tested in hyperphagic obese ob/ob mice. Animals are orally administered (gavage) either test compound or vehicle. Body weight, plasma triglycerides and plasma glucose are monitored.

Animals administered a test compound are expected to have a relatively dose-dependent decrease in body weight, plasma triglycerides and plasma glucose compared to animals administered vehicle.

15

Example 4

Oil of Mustard Induced Colitis Model

In the distal colon, the oil of mustard colitis model is characterized by a discontinuous pattern of mucosal epithelial damage, submucosal edema, infiltration of inflammatory cells (including macrophages, neutrophils and lymphocytes) into the mucosa and submucosa, increased wet weight of the colon, shrinkage of the colon length, diarrhea and apparent inflammation (see, Kimball E.S., Palmer J.M., D'Andrea M.R., Hornby P.J. and Wade P.R., Acute colitis induction by oil of mustard results in later development of an IBS-like accelerated upper GI transit in mice, *Am. J. Physiol. Gastrointest. Liver Physiol.*, **2005**, 288: G1266-1273).

25

Colitis Induction

Male CD-1 mice and fresh oil of mustard (OM) (allyl isothiocyanate) are used.

The mice are briefly anesthetized with ketamine/xylazine and a solution of 0.5% OM in 30% ethanol (50 μL) is administered intracolonicly (to a depth of 4 cm) via syringe (equipped with a ball-tipped 22 G needle).

30

A test compound is orally administered one day prior to colitis induction for

assessing a prophylactic regimen or one day post-induction for assessing a therapeutic regimen. A test compound is orally administered daily thereafter. Two days after OM administration, the last test compound dose is administered.

Three days after OM administration, the animals are sacrificed. The colons are resected, examined for signs of inflammation, weighed after removing fecal contents and the length from the aboral end of the cecum to the anus is measured. The fecal contents are examined for signs of diarrhea. The distal colon between the 1st and the 4th centimeter is removed and placed in 10% neutral buffered formalin for histological analysis.

10 *Macroscopic Observations and Criteria*

The macroscopic observations of colon inflammation (a measure of colon damage), colon weight and length and stool consistency and appearance are assigned a score and used to evaluate colitis severity.

The four observation scores for each colon are combined, whereby a combined score of 0 represents a normal colon and a combined score of 15 represents a maximally affected colon. Statistical analyses are performed in Graphpad Prism 4.0 using ANOVA.

	Weight Score				
	0	1	2	3	4
Weight Gain	<5%	5-14%	15-24%	25-35%	>35%
	Length Score				
	0	1	2	3	4
Shortening	<5%	5-14%	15-24%	25-35%	>35%
	Stool Score				
	0	1	2	3	
Fecal Pellet Formation	normal (well-formed)	loosely-shaped, moist	amorphous, moist, sticky	diarrhea	
	Damage Score				
	0	1	2	3	4
Inflammation	none observed	mild, localized erythema	moderate, more widely distributed erythema	severe, extensively distributed erythema	penetrating ulcers, bloody lesions

Microscopic (Histological) Examination

A histological analysis of tissues consists of staining paraffin-embedded tissue sections with hematoxylin-eosin dye. The tissues are examined using light microscopy by an investigator who is blinded to the sample groups.

Histological Observations and Criteria

The microscopic observations of epithelial damage, cellular infiltration and damage or alteration of smooth muscle architecture (a measure of muscle damage) are assigned a score and used to evaluate colitis severity.

- 5 The scores for each colon are combined, whereby a combined score of 0 represents a normal colon and a combined score of 9 represents a maximally affected colon. Statistical analyses are performed in Graphpad Prism 4.0 using ANOVA.

Criteria and Observations

	Epithelial Damage Score			
	0	1	2	3
Epithelium Loss	intact	≤1/3 loss	>1/3 to 2/3 loss	>2/3 loss
	Cellular Infiltration Score			
	0	1	2	3
Focal Areas of Infiltration	none	1-2 focal areas	>2 focal areas	N/A
Infiltrated Cell Presence	none	≤1/3 of entire colon length	>1/3 to 2/3 of entire colon length	≥2/3 of entire colon length
	Architecture Score			
	0	1	2	3
Muscle Damage (any evidence of edema, hyperplasia or loss of architecture)	no damage observed	≤1/3 of entire colon length	≤2/3 of entire colon length	≥2/3 of entire colon length

Prophylactic and Therapeutic Colitis Treatment Regimen Results

- 10 The Macroscopic Score and Microscopic Score results for each treatment group in the prophylactic and therapeutic regimens are each combined into a mean score and expressed as % inhibition of colitis (% Inh).

Example 5

Dextran Sulfate Sodium (DSS) Induced Colitis Model

- 15 In the distal colon, the DSS colitis model is characterized by a discontinuous pattern of mucosal epithelial damage, infiltration of inflammatory cells (including macrophages, neutrophils and lymphocytes) into the mucosa and submucosa, decreased wet weight of the colon, shrinkage of the colon length and diarrhea (see, Blumberg R.S., Saubermann L.J. and Strober W., Animal models of mucosal inflammation and
20 their relation to human inflammatory bowel disease, *Current Opinion in Immunology*,

1999, Vol. 11: 648-656; Egger B., Bajaj-Elliott M., MacDonald T.T., Inglin R., Eysselein, V.E. and Buchler M.W., Characterization of acute murine dextran sodium sulphate colitis: Cytokine profile and dose dependency, *Digestion*, 2000, Vol. 62: 240-248; Stevceva L., Pavli P., Husband A.J. and Doe, W.F., The inflammatory infiltrate in the acute stage of the dextran sulphate sodium induced colitis: B cell response differs depending on the percentage of DSS used to induce it, *BMC Clinical Pathology*, 2001, Vol 1: 3-13; and Diaz-Granados, Howe K., Lu J. and McKay D.M., Dextran sulfate sodium-induced colonic histopathology, but not altered epithelial ion transport, is reduced by inhibition of phosphodiesterase activity, *Amer. J. Pathology*, 2000, Vol. 156: 2169-2177).

Colitis Induction

Female Balb/c mice are provided with a solution of 5% DSS (45 kD molecular weight) in tap water ad libitum over a 7-day period. The DSS solution is replenished daily and the amount consumed is measured.

15 The mice are orally administered a test compound on the day of colitis induction and then daily thereafter. Six days after the initial DSS administration, the last test compound dose is administered.

Seven days after the initial DSS administration, the animals are sacrificed. The colons are resected, examined for signs of inflammation, weighed after removing fecal contents and the length from the aboral end of the cecum to the anus is measured. The fecal contents are examined for signs of diarrhea. The distal colon between the 1st and the 4th centimeter is removed and placed in 10% neutral buffered formalin for histological analysis.

Macroscopic Observations and Criteria

25 The macroscopic observations of colon inflammation (a measure of colon damage), colon length and stool consistency and appearance are assigned a score and used to evaluate colitis severity.

The three observation scores for each colon are combined, whereby a combined score of 0 represents a normal colon and a combined score of 11 represents a maximally affected colon. Statistical analyses are performed in Graphpad Prism 4.0 using ANOVA.

	Weight Score				
	0	1	2	3	4
Weight Gain	<5%	5-14%	15-24%	25-35%	>35%
	Length Score				
	0	1	2	3	4
Shortening	<5%	5-14%	15-24%	25-35%	>35%
	Stool Score				
	0	1	2	3	
Fecal Pellet Formation	normal (well-formed)	loosely-shaped, moist	amorphous, moist, sticky	severe diarrhea	
	Damage Score				
	0	1	2	3	4
Inflammation	none observed	mild, reddening observed	moderate, more widely distributed reddening	severe, extensively distributed reddening	penetrating ulcers, bloody lesions

Microscopic (Histological) Examination

A histological analysis of tissues consists of staining paraffin-embedded tissue sections with hematoxylin-eosin dye. The tissues are examined using light microscopy by an investigator who is blinded to the sample groups.

5 *Histological Observations and Criteria*

The microscopic observations of epithelial damage, cellular infiltration and damage or alteration of smooth muscle architecture (a measure of muscle damage) are assigned a score and used to evaluate colitis severity.

The scores for each colon are combined, whereby a combined score of 0 represents a normal colon and a combined score of 9 represents a maximally affected colon. Statistical analyses are performed in Graphpad Prism 4.0 using ANOVA.

Criteria and Observations

	Epithelial Damage Score			
	0	1	2	3
Epithelium Loss	intact	≤1/3 loss	>1/3 to 2/3 loss	>2/3 loss
	Cellular Infiltration Score			
	0	1	2	3
Focal Areas of Infiltration	none	1-2 focal areas	>2 focal areas	N/A
Infiltrated Cell Presence	none	≤1/3 of entire colon length	>1/3 to 2/3 of entire colon length	≥2/3 of entire colon length

	Architecture Score			
	0	1	2	3
Muscle Damage (any evidence of edema, hyperplasia or loss of architecture)	no damage observed	$\leq 1/3$ of entire colon length	$\leq 2/3$ of entire colon length	$\geq 2/3$ of entire colon length

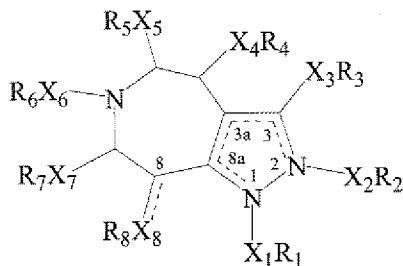
Colitis Treatment Regimen Results

The Macroscopic Score and Microscopic Score results for each treatment group are each combined into a mean score and expressed as % inhibition of colitis (% Inh).

It is to be understood that the preceding description of the invention and various examples thereof have emphasized certain aspects. Numerous other equivalents not specifically elaborated on or discussed may nevertheless fall within the spirit and scope of the present invention or the following claims and are intended to be included.

What is claimed is:

1. A compound having a structure according to formula (I):



or a salt, isomer, prodrug, metabolite or polymorph thereof wherein

- 5 the dashed lines between positions 2-3 and positions 3a-8a in formula (I) represent locations for each of two double bonds present when X_1R_1 is present;

the dashed lines between positions 3-3a and positions 8a-1 in formula (I) represent locations for each of two double bonds present when X_2R_2 is present;

10

the dashed line between position 8 and X_8R_8 in formula (I) represents the location for a double bond;

X_1 is absent or lower alkylene;

X_2 is absent or lower alkylene;

15

wherein only one of X_1R_1 and X_2R_2 are present;

X_3 is absent, lower alkylene, lower alkylidene or -NH-;

X_4 is absent or lower alkylene;

X_5 is absent or lower alkylene;

X_6 is absent or lower alkylene;

20

X_7 is absent or lower alkylene;

when the dashed line between position 8 and X_8R_8 is absent, X_8 is absent or is lower alkylene;

when the dashed line between position 8 and X_8R_8 is present, X_8 is absent;

R_1 is selected from hydrogen, alkyl (optionally substituted at one or more

25

positions by halogen, hydroxy or lower alkoxy), alkylsulfonyl, aryl, C_3 - C_{12} cycloalkyl or heterocyclyl, wherein aryl, C_3 - C_{12} cycloalkyl or heterocyclyl is each optionally substituted at one or more positions by halogen, aminosulfonyl, alkylaminosulfonyl, alkyl (optionally

- substituted at one or more positions by halogen, hydroxy or lower alkoxy), hydroxy or lower alkoxy;
- R₂ is selected from hydrogen, alkyl (optionally substituted at one or more positions by halogen, hydroxy or lower alkoxy), alkylsulfonyl, aryl, C₃-C₁₂ cycloalkyl or heterocyclyl, wherein aryl, C₃-C₁₂ cycloalkyl or heterocyclyl is each optionally substituted at one or more positions by halogen, aminosulfonyl, alkylaminosulfonyl, alkyl (optionally substituted at one or more positions by halogen, hydroxy or lower alkoxy), hydroxy or lower alkoxy;
- R₃ is -C(O)-Z₁(R₉), -SO₂-NR₁₀-Z₂(R₁₁) or -C(O)-NR₁₂-Z₃(R₁₃);
- R₄ is hydrogen, halogen, alkyl (optionally substituted at one or more positions by halogen, hydroxy or lower alkoxy), hydroxy or lower alkoxy;
- R₅ is hydrogen, halogen, alkyl (optionally substituted at one or more positions by halogen, hydroxy or lower alkoxy), hydroxy or lower alkoxy;
- R₆ is hydrogen, aminoalkyl, alkylaminoalkyl, alkyl (optionally substituted at one or more positions by halogen, hydroxy or alkoxy), formyl, alkylcarbonyl, arylcarbonyl, heterocyclylcarbonyl, arylalkylcarbonyl, carboxy, alkoxy carbonyl, arylalkoxy carbonyl, aminocarbonyl, alkylaminocarbonyl, alkylsulfonyl, aminosulfonyl, alkylaminosulfonyl, aryl, arylsulfonyl (optionally substituted on aryl at one or more positions by alkyl, halogen, hydroxy or alkoxy) or heterocyclyl;
- R₇ is hydrogen, halogen, alkyl (optionally substituted at one or more positions by halogen, hydroxy or lower alkoxy), hydroxy or lower alkoxy;
- when the dashed line between position 8 and X₈R₈ is absent, X₈ is absent or is lower alkylene and R₈ is hydrogen, hydroxy, lower alkyl, lower alkoxy, halogen, aryl, C₃-C₁₂ cycloalkyl or heterocyclyl, wherein aryl, C₃-C₁₂ cycloalkyl or heterocyclyl is each optionally substituted at one or more positions by hydroxy, oxo, lower alkyl, lower alkoxy or halogen;
- when the dashed line between position 8 and X₈R₈ is present, X₈ is absent and R₈ is CH-aryl or CH-heterocyclyl, wherein aryl or heterocyclyl is each optionally substituted at one or more positions by hydroxy, oxo, lower alkyl, lower alkoxy or halogen;

- R₉ is aryl, C₃-C₁₂ cycloalkyl or heterocyclyl each optionally substituted by one or more hydroxy, oxo, halogen, amino, alkylamino, aminoalkyl, alkylaminoalkyl, alkyl (optionally substituted at one or more positions by halogen, hydroxy or lower alkoxy), alkoxy (optionally substituted at one or more positions by halogen or hydroxy), carboxy, alkoxy carbonyl, aminocarbonyl, alkylaminocarbonyl, aryl, aryloxy, arylalkoxy or heterocyclyl;
- R₁₀ is hydrogen or lower alkyl;
- R₁₁ is hydrogen, aryl, C₃-C₁₂ cycloalkyl or heterocyclyl, wherein aryl, C₃-C₁₂ cycloalkyl or heterocyclyl is each optionally substituted by one or more hydroxy, oxo, halogen, amino, alkylamino, aminoalkyl, alkylaminoalkyl, alkyl (optionally substituted at one or more positions by halogen, hydroxy or lower alkoxy), alkoxy (optionally substituted at one or more positions by halogen or hydroxy), carboxy, alkoxy carbonyl, aminocarbonyl, alkylaminocarbonyl, aryl, aryloxy, arylalkoxy or heterocyclyl;
- R₁₂ is hydrogen, lower alkyl or alkylcarbonyl;
- R₁₃ is hydrogen or is aryl, C₃-C₁₂ cycloalkyl or heterocyclyl each optionally substituted by one or more hydroxy, oxo, halogen, amino, alkylamino, aminoalkyl, alkylaminoalkyl, alkyl (optionally substituted at one or more positions by halogen, hydroxy or lower alkoxy), alkoxy (optionally substituted at one or more positions by halogen or hydroxy), carboxy, alkoxy carbonyl, aminocarbonyl, alkylaminocarbonyl, aminosulfonyl, alkylaminosulfonyl, aryl, aryloxy, arylalkoxy or heterocyclyl;
- Z₁ and Z₂ are each absent or alkyl; and,
- Z₃ is absent, -NH-, -SO₂- or alkyl (wherein alkyl is optionally substituted at one or more positions by halogen, hydroxy, lower alkoxy, carboxy or alkoxy carbonyl).
2. The compound of claim 1 or a salt, isomer, prodrug, metabolite or polymorph thereof wherein X₁ is absent or lower alkylene and R₁ is selected from alkyl (optionally substituted at one or more positions by halogen, hydroxy or lower alkoxy), aryl, C₃-C₁₂ cycloalkyl or heterocyclyl, wherein aryl, C₃-C₁₂ cycloalkyl or heterocyclyl is each optionally substituted at one or more positions by

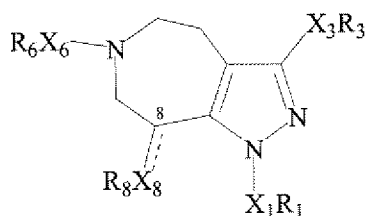
halogen, alkyl (optionally substituted at one or more positions by halogen, hydroxy or lower alkoxy), hydroxy or lower alkoxy.

3. The compound of claim 1 or a salt, isomer, prodrug, metabolite or polymorph thereof wherein X_1 is absent or lower alkylene and R_1 is selected from alkyl (optionally substituted at one or more positions by halogen, hydroxy or lower alkoxy), phenyl or cyclohexyl, wherein phenyl or cyclohexyl is optionally substituted at one or more positions by halogen, alkyl (optionally substituted at one or more positions by halogen, hydroxy or lower alkoxy), hydroxy or lower alkoxy.
4. The compound of claim 1 or a salt, isomer, prodrug, metabolite or polymorph thereof wherein X_1 is absent and R_1 is phenyl substituted at one or more positions by halogen.
5. The compound of claim 1 or a salt, isomer, prodrug, metabolite or polymorph thereof wherein X_3 is absent; R_3 is $-C(O)-Z_1(R_9)$; Z_1 is absent or alkyl; and, R_9 is heterocyclyl optionally substituted by one or more hydroxy, halogen, amino, alkylamino, aminoalkyl, alkylaminoalkyl, alkyl (optionally substituted at one or more positions by halogen, hydroxy or lower alkoxy), alkoxy, carboxy, alkoxy carbonyl, aminocarbonyl, alkylaminocarbonyl, aryl, aryloxy, arylalkoxy or heterocyclyl.
6. The compound of claim 1 or a salt, isomer, prodrug, metabolite or polymorph thereof wherein X_3 is absent; R_3 is $-C(O)-R_9$; and, R_9 is heterocyclyl.
7. The compound of claim 1 or a salt, isomer, prodrug, metabolite or polymorph thereof wherein X_3 is absent; R_3 is $-C(O)-R_9$; and, R_9 is piperidinyl.
8. The compound of claim 1 or a salt, isomer, prodrug, metabolite or polymorph thereof wherein X_3 is absent or lower alkylidene; R_3 is $-SO_2-NR_{10}-Z_2(R_{11})$; R_{10} is hydrogen or lower alkyl; Z_2 is absent or lower alkyl; and, R_{11} is aryl, C_3-C_{12} cycloalkyl or heterocyclyl.
9. The compound of claim 1 or a salt, isomer, prodrug, metabolite or polymorph thereof wherein X_3 is absent or lower alkylidene; R_3 is $-C(O)-NR_{12}-Z_3(R_{13})$; R_{12} is hydrogen, lower alkyl or alkylcarbonyl; Z_3 is absent, $-NH-$ or alkyl (wherein

- alkyl is optionally substituted at one or more positions by halogen, hydroxy or carbonylalkoxy); and, R_{13} is aryl, C_3 - C_{12} cycloalkyl or heterocyclyl each optionally substituted by one or more hydroxy, halogen, amino, alkylamino, aminoalkyl, alkylaminoalkyl, alkyl (optionally substituted at one or more positions by halogen, hydroxy or lower alkoxy), alkoxy, carboxy, alkoxy-carbonyl, aminocarbonyl, alkylaminocarbonyl, aminosulfonyl, alkylaminosulfonyl, aryl, aryloxy, arylalkoxy or heterocyclyl.
- 5
10. The compound of claim 1 or a salt, isomer, prodrug, metabolite or polymorph thereof wherein X_3 is absent; R_3 is $-C(O)-NR_{12}-Z_3(R_{13})$; R_{12} is hydrogen; Z_3 is absent, $-NH-$ or alkyl; and, R_{13} is phenyl, C_3 - C_{12} cycloalkyl, piperidinyl or pyridinyl each optionally substituted by one or more hydroxy, halogen, amino, alkylamino, aminoalkyl, alkylaminoalkyl, alkyl (optionally substituted at one or more positions by halogen, hydroxy or lower alkoxy), alkoxy, carboxy, alkoxy-carbonyl, aminocarbonyl, alkylaminocarbonyl, aminosulfonyl, alkylaminosulfonyl, aryl, aryloxy, arylalkoxy or heterocyclyl.
- 10
- 15
11. The compound of claim 1 or a salt, isomer, prodrug, metabolite or polymorph thereof wherein X_3 is absent; R_3 is $-C(O)-NR_{12}-Z_3(R_{13})$; R_{12} is hydrogen; Z_3 is absent, $-NH-$ or alkyl; and, R_{13} is phenyl, piperidinyl or pyridinyl, optionally substituted on phenyl by one or more halogen.
- 20
12. The compound of claim 1 or a salt, isomer, prodrug, metabolite or polymorph thereof wherein X_4 is absent; and, R_4 is hydrogen.
13. The compound of claim 1 or a salt, isomer, prodrug, metabolite or polymorph thereof wherein X_5 is absent; and, R_5 is hydrogen.
14. The compound of claim 1 or a salt, isomer, prodrug, metabolite or polymorph thereof wherein X_6 is absent or lower alkylene; and R_6 is hydrogen, aminoalkyl, alkylaminoalkyl, alkyl (optionally substituted at one or more positions by halogen, hydroxy or alkoxy), formyl, alkylcarbonyl, arylcarbonyl, heterocyclylcarbonyl, arylalkylcarbonyl, carboxy, alkoxy-carbonyl, arylalkoxy-carbonyl, aminocarbonyl, alkylaminocarbonyl, alkylsulfonyl, aminosulfonyl, alkylaminosulfonyl, aryl, arylsulfonyl (optionally substituted on
- 25
- 30

aryl at one or more positions by alkyl, halogen, hydroxy or alkoxy) or heterocyclyl.

15. The compound of claim 1 or a salt, isomer, prodrug, metabolite or polymorph thereof wherein X_6 is absent; and R_6 is hydrogen or alkoxy-carbonyl.
- 5 16. The compound of claim 1 or a salt, isomer, prodrug, metabolite or polymorph thereof wherein X_7 is absent; and, R_7 is hydrogen.
17. The compound of claim 1 or a salt, isomer, prodrug, metabolite or polymorph thereof wherein the dashed line between position 8 and X_8R_8 is present, X_8 is absent; and, R_8 is CH-aryl optionally substituted on aryl at one or more
10 positions by lower alkoxy or halogen.
18. The compound of claim 1 or a salt, isomer, prodrug, metabolite or polymorph thereof wherein the dashed line between position 8 and X_8R_8 is present, X_8 is absent; and, R_8 is CH-phenyl optionally substituted on phenyl at one or more positions by lower alkoxy or halogen.
- 15 19. The compound of claim 1 or a salt, isomer, prodrug, metabolite or polymorph thereof wherein the dashed line between position 8 and X_8R_8 is present, X_8 is absent; and, R_8 is CH-phenyl substituted on phenyl at one or more positions by halogen.
20. A compound of formula (Ia):



- 20 or a salt, isomer, prodrug, metabolite or polymorph thereof wherein
 X_1 is absent and R_1 is aryl substituted at one or more positions by halogen;
 X_3 is absent; R_3 is $-C(O)-Z_1(R_9)$; Z_1 is absent; and, R_9 is heterocyclyl;
 X_6 is absent; and R_6 is hydrogen or alkoxy-carbonyl; and
the dashed line between position 8 and X_8R_8 is present, X_8 is absent; and, R_8 is
25 CH-aryl substituted on aryl at one or more positions by halogen.

21. The compound of claim 20 or a salt, isomer, prodrug, metabolite or polymorph thereof wherein
 X_1 is absent and R_1 is phenyl substituted at one or more positions by halogen;
 X_3 is absent; R_3 is $-C(O)-Z_1(R_9)$; Z_1 is absent; and, R_9 is piperidinyl;
5 X_6 is absent; and R_6 is hydrogen or alkoxycarbonyl; and
the dashed line between position 8 and X_8R_8 is present, X_8 is absent; and, R_8 is
CH-phenyl substituted on phenyl at one or more positions by halogen.
22. The compound of claim 20 or a salt, isomer, prodrug, metabolite or polymorph thereof wherein
10 X_1 is absent and R_1 is aryl substituted at one or more positions by halogen;
 X_3 is absent; R_3 is $-C(O)-NR_{12}-Z_3(R_{13})$; R_{12} is hydrogen; Z_3 is absent, $-NH-$ or
alkyl; and, R_{13} is aryl or heterocyclyl;
 X_6 is absent; and R_6 is hydrogen or alkoxycarbonyl; and
the dashed line between position 8 and X_8R_8 is present, X_8 is absent; and, R_8 is
15 CH-aryl substituted on aryl at one or more positions by halogen.
23. The compound of claim 22 or a salt, isomer, prodrug, metabolite or polymorph thereof wherein
 X_1 is absent and R_1 is phenyl substituted at one or more positions by halogen;
 X_3 is absent; R_3 is $-C(O)-NR_{12}-Z_3(R_{13})$; R_{12} is hydrogen; Z_3 is absent, $-NH-$ or
20 alkyl; and, R_{13} is phenyl, piperidinyl or pyridinyl, optionally substituted
on phenyl by one or more halogen;
 X_6 is absent; and R_6 is hydrogen or alkoxycarbonyl; and
the dashed line between position 8 and X_8R_8 is present, X_8 is absent; and, R_8 is
CH-phenyl substituted on phenyl at one or more positions by halogen.
- 25 24. The compound of claim 1 or a salt, isomer, prodrug, metabolite or polymorph thereof selected from the group consisting of:
(8*E*)-1-(2,4-dichloro-phenyl)-8-(4-fluoro-benzylidene)-3-(piperidine-1-carbonyl)-4,5,7,8-tetrahydro-1*H*-1,2,6-triaza-azulene-6-carboxylic acid tert-butyl ester,
(8*E*)-1-(2,4-dichloro-phenyl)-8-(4-fluoro-benzylidene)-3-(piperidin-1-ylcarbamoyl)-4,5,7,8-tetrahydro-1*H*-1,2,6-triaza-azulene-6-carboxylic acid tert-butyl ester,

(8*E*)-1-(2,4-dichloro-phenyl)-8-(4-fluoro-benzylidene)-3-(1-phenyl-ethylcarbamoyl)-4,5,7,8-tetrahydro-1*H*-1,2,6-triaza-azulene-6-carboxylic acid tert-butyl ester,

(8*E*)-1-(2,4-dichloro-phenyl)-8-(4-fluoro-benzylidene)-3-(1-pyridin-2-yl-ethylcarbamoyl)-4,5,7,8-tetrahydro-1*H*-1,2,6-triaza-azulene-6-carboxylic acid tert-butyl ester,

(8*E*)-[1-(2,4-dichloro-phenyl)-8-(4-fluoro-benzylidene)-1,4,5,6,7,8-hexahydro-1,2,6-triaza-azulen-3-yl]-piperidin-1-yl-methanone,

(8*E*)-1-(2,4-dichloro-phenyl)-8-(4-fluoro-benzylidene)-3-(piperidin-1-ylcarbamoyl)-4,5,7,8-tetrahydro-1*H*-1,2,6-triaza-azulene-6-carboxylic acid methyl ester,

(8*E*)-1-(2,4-dichloro-phenyl)-3-[*N'*-(2,4-dichloro-phenyl)-hydrazinocarbonyl]-8-(4-fluoro-benzylidene)-4,5,7,8-tetrahydro-1*H*-1,2,6-triaza-azulene-6-carboxylic acid tert-butyl ester and

(8*E*)-1-(2,4-dichloro-phenyl)-8-(4-fluoro-benzylidene)-1,4,5,6,7,8-hexahydro-1,2,6-triaza-azulene-3-carboxylic acid piperidin-1-ylamide.

25. The compound of claim 1, wherein the compound is a cannabinoid receptor modulator, wherein the cannabinoid receptor is a CB1 or CB2 receptor, and wherein the modulator compound is an agonist, antagonist or inverse-agonist of the receptor.
- 5 26. The compound of claim 1, wherein the compound is an isolated form thereof.
27. The compound of claim 1, wherein the compound is a metabolite form thereof.
28. The compound of claim 26, wherein the compound is labeled with a ligand for use as a marker, and wherein the ligand is a radioligand selected from deuterium or tritium.
- 10 29. A pharmaceutical composition comprising an effective amount of the compound of claim 26.
30. The pharmaceutical composition of claim 29, wherein the effective amount of the compound is in a range of from about 0.001 mg/kg to about 300 mg/kg of body weight per day.
- 15 31. A process for preparing a pharmaceutical composition comprising the step of admixing the compound of claim 26 and a pharmaceutically acceptable carrier.
32. A medicament comprising an effective amount of a compound of claim 26.

33. The medicament of claim 32, wherein the effective amount of the compound is in a range of from about 0.001 mg/kg to about 300 mg/kg of body weight per day.
34. A use of the compound of claim 26 for modulating cannabinoid receptor activity comprising contacting the receptor with the compound.
35. The use of claim 34, wherein the use further comprises use of the compound as a pharmaceutical composition, medicine or medicament for treating a cannabinoid receptor mediated syndrome, disorder or disease.
36. Use of the compound of claim 26 in the manufacture of a medicament for treating a cannabinoid receptor mediated syndrome, disorder or disease.
37. A method for treating, ameliorating or preventing a cannabinoid receptor mediated syndrome, disorder or disease in a subject in need thereof comprising the step of administering to the subject an effective amount of a compound of claim 1.
38. The method of claim 37 wherein the cannabinoid receptor is a CB1 or CB2 receptor; and, the compound of claim 1 is an agonist, antagonist or inverse-agonist of the receptor.
39. The method of claim 37 wherein the syndrome, disorder or disease is related to appetite, metabolism, diabetes, glaucoma-associated intraocular pressure, social and mood disorders, seizures, substance abuse, learning, cognition or memory, organ contraction or muscle spasm, bowel disorders, respiratory disorders, locomotor activity or movement disorders, immune and inflammation disorders, unregulated cell growth, pain management or neuroprotection.
40. The method of claim 37 wherein the effective amount of the compound is from about 0.001 mg/kg/day to about 300 mg/kg/day.
41. The method of claim 37 further comprising treating, ameliorating or preventing a CB1 receptor inverse-agonist mediated appetite related, obesity related or metabolism related syndrome, disorder or disease in a subject in need thereof

comprising the step of administering to the subject an effective amount of a CB1 inverse-agonist compound of claim 1.

42. The method of claim 41 wherein the effective amount of the compound of claim 1 is from about 0.001 mg/kg/day to about 300 mg/kg/day.
- 5 43. The method of claim 37 further comprising the step of administering to the subject a combination product and/or therapy comprising an effective amount of a compound of claim 1 and a therapeutic agent.
44. The method of claim 43 wherein the therapeutic agent is an anticonvulsant or a contraceptive agent.
- 10 45. The method of claim 44 wherein the anticonvulsant is topiramate, analogs of topiramate, carbamazepine, valproic acid, lamotrigine, gabapentin, phenytoin and the like and mixtures or pharmaceutically acceptable salts thereof.
46. The method of claim 44 wherein the contraceptive agent is a progestin-only contraceptive, a contraceptive having a progestin component and an estrogen component, or an oral contraceptive optionally having a folic acid component.
- 15 47. A method of contraception in a subject comprising the step of administering to the subject a composition, wherein the composition comprises a contraceptive and a CB1 receptor inverse-agonist or antagonist compound of claim 1, wherein the composition reduces the urge to smoke in the subject and/or assists the subject in losing weight.
- 20

INTERNATIONAL SEARCH REPORT

International application No
PCT/US2007/065051

A. CLASSIFICATION OF SUBJECT MATTER

INV. C07D487/04 A61K31/55 A61P25/00 A61P11/00 A61P3/00

According to International Patent Classification (IPC) or to both national classification and IPC

B. FIELDS SEARCHED

Minimum documentation searched (classification system followed by classification symbols)
C07D

Documentation searched other than minimum documentation to the extent that such documents are included in the fields searched

Electronic data base consulted during the international search (name of data base and, where practical, search terms used)

EPO-Internal, WPI Data

C. DOCUMENTS CONSIDERED TO BE RELEVANT

Category*	Citation of document, with indication, where appropriate, of the relevant passages	Relevant to claim No.
A	WO 2005/040169 A (JANSSEN PHARMACEUTICA NV [BE]; CARRUTHERS NICHOLAS I [US]; CHAI WENYIN) 6 May 2005 (2005-05-06) claim 1	1-47
A	WO 2005/095353 A (JANSSEN PHARMACEUTICA NV [BE]; LAGU BHARAT [US]; LIOTTA FINA [US]; PAN) 13 October 2005 (2005-10-13) claim 1	1-47

Further documents are listed in the continuation of Box C.

See patent family annex.

* Special categories of cited documents :

- *A* document defining the general state of the art which is not considered to be of particular relevance
- *E* earlier document but published on or after the international filing date
- *L* document which may throw doubts on priority claim(s) or which is cited to establish the publication date of another citation or other special reason (as specified)
- *O* document referring to an oral disclosure, use, exhibition or other means
- *P* document published prior to the international filing date but later than the priority date claimed

- *T* later document published after the international filing date or priority date and not in conflict with the application but cited to understand the principle or theory underlying the invention
- *X* document of particular relevance; the claimed invention cannot be considered novel or cannot be considered to involve an inventive step when the document is taken alone
- *Y* document of particular relevance; the claimed invention cannot be considered to involve an inventive step when the document is combined with one or more other such documents, such combination being obvious to a person skilled in the art.
- *&* document member of the same patent family

Date of the actual completion of the international search

19 July 2007

Date of mailing of the international search report

27/07/2007

Name and mailing address of the ISA/

European Patent Office, P.B. 5818 Patentlaan 2
NL - 2280 HV Rijswijk
Tel. (+31-70) 340-2040, Tx. 31 651 epo nl,
Fax: (+31-70) 340-3016

Authorized officer

SAHAGUN KRAUSE, H

INTERNATIONAL SEARCH REPORT

International application No.
PCT/US2007/065051

Box II Observations where certain claims were found unsearchable (Continuation of item 2 of first sheet)

This International Search Report has not been established in respect of certain claims under Article 17(2)(a) for the following reasons:

1. Claims Nos.:
because they relate to subject matter not required to be searched by this Authority, namely:
Although claims 34-35 and 37-47 are directed to a method of treatment of the human/animal body, the search has been carried out and based on the alleged effects of the compound/composition.
2. Claims Nos.:
because they relate to parts of the International Application that do not comply with the prescribed requirements to such an extent that no meaningful International Search can be carried out, specifically:
3. Claims Nos.:
because they are dependent claims and are not drafted in accordance with the second and third sentences of Rule 6.4(a).

Box III Observations where unity of invention is lacking (Continuation of item 3 of first sheet)

This International Searching Authority found multiple inventions in this international application, as follows:

1. As all required additional search fees were timely paid by the applicant, this International Search Report covers all searchable claims.
2. As all searchable claims could be searched without effort justifying an additional fee, this Authority did not invite payment of any additional fee.
3. As only some of the required additional search fees were timely paid by the applicant, this International Search Report covers only those claims for which fees were paid, specifically claims Nos.:
4. No required additional search fees were timely paid by the applicant. Consequently, this International Search Report is restricted to the invention first mentioned in the claims; it is covered by claims Nos.:

Remark on Protest

- The additional search fees were accompanied by the applicant's protest.
- No protest accompanied the payment of additional search fees.

INTERNATIONAL SEARCH REPORT

Information on patent family members

International application No

PCT/US2007/065051

Patent document cited in search report	Publication date	Patent family member(s)	Publication date	
WO 2005040169	A	06-05-2005	AR 047218 A1	11-01-2006
			AU 2004283196 A1	06-05-2005
			BR PI0414541 A	07-11-2006
			CA 2539426 A1	06-05-2005
			EP 1668014 A2	14-06-2006
			IS 8348 A	09-03-2006
			JP 2007505908 T	15-03-2007
			MX PA06003150 A	31-08-2006
			<hr/>	
WO 2005095353	A	13-10-2005	AR 048341 A1	19-04-2006
			AU 2005228868 A1	13-10-2005
			CA 2561305 A1	13-10-2005
			CN 1956964 A	02-05-2007
			EP 1735286 A1	27-12-2006
<hr/>				