

[54] **MUSCLE STIMULATOR**

[75] Inventor: **Floyd L. Carlisle**, Clinton, Conn.

[73] Assignee: **Theratronics, Inc.**, Essex, Conn.

[\*\*] Term: **14 Years**

[21] Appl. No.: **392,072**

[22] Filed: **Jun. 25, 1982**

[52] U.S. Cl. .... **D24/36**

[58] Field of Search ..... **D24/34, 36, 40, 41, D24/42; 128/421, 422, 423, 800, 801**

[56] **References Cited**

**U.S. PATENT DOCUMENTS**

- D. 254,934 5/1980 Walus ..... D24/36
- D. 256,394 8/1980 Walus et al. .... D24/36 X
- D. 273,329 4/1984 Walus ..... D24/41

3,978,851	9/1976	Sobel .....	128/49
4,014,347	3/1977	Halleck et al. ....	128/422
4,033,356	7/1977	Hara .....	128/422 X
4,084,595	4/1978	Miller .....	128/422
4,105,017	8/1978	Ryaby et al. ....	128/421 X

*Primary Examiner*—Catherine E. Kemper

[57] **CLAIM**

The ornamental design for a muscle stimulator, substantially as shown and described.

**DESCRIPTION**

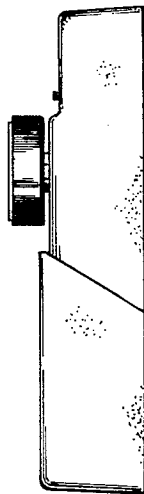
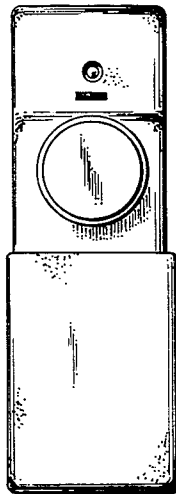
FIG. 1 is a side elevational view of a muscle stimulator, showing my new design, the opposite side being a mirror image thereof;

FIG. 2 is a front view thereof;

FIG. 3 is a rear view thereof;

FIG. 4 is a top view thereof;

FIG. 5 is a bottom view thereof.



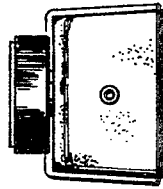


FIG. 4

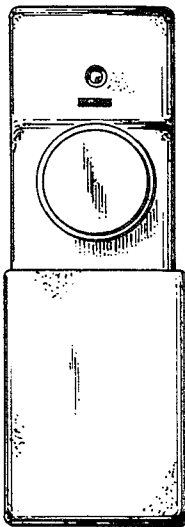


FIG. 2

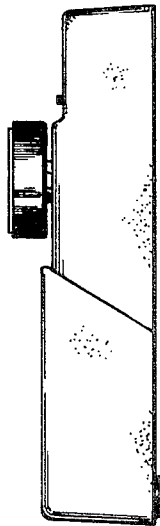


FIG. 1

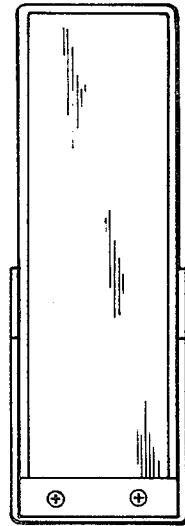


FIG. 3



FIG. 5