

(12) **Patent Application Publication**
Johnson

(43) **Pub. Date:** **Jul. 20, 2017**

(52) U.S. Cl.

CPC *A45D 33/025* (2013.01); *A45D 33/006*
(2013.01); *B65D 43/02* (2013.01); *B65D*
25/04 (2013.01)

(57) **ABSTRACT**

(21) Appl. No.: 15/407,863

(22) Filed: **Jan. 17, 2017**

Related U.S. Application Data

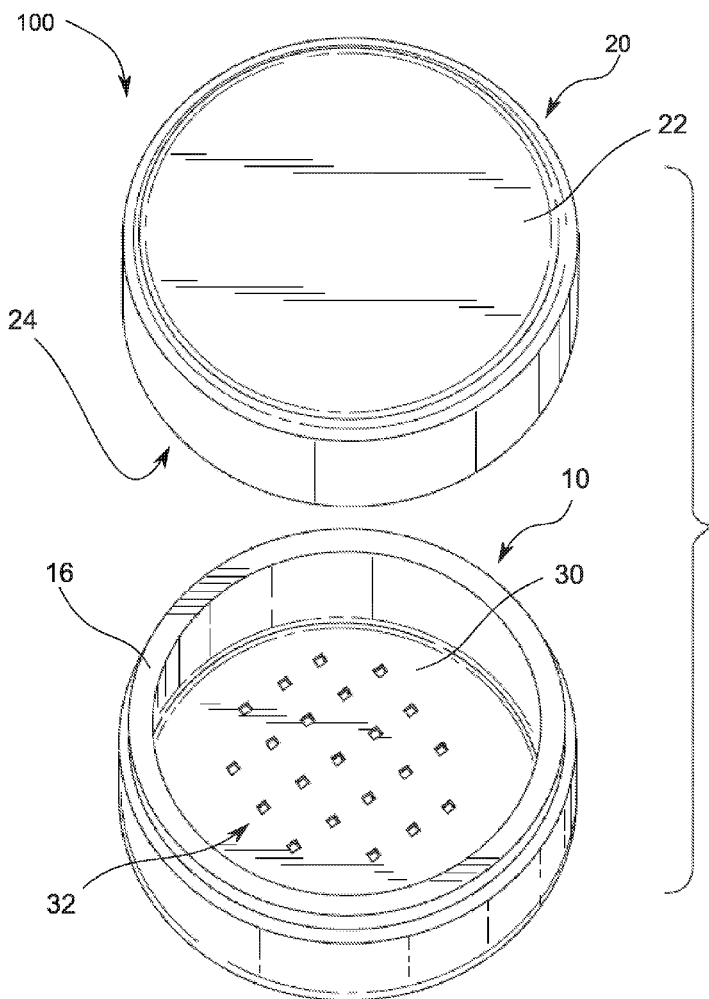
(60) Provisional application No. 62/278,830, filed on Jan. 14, 2016.

Publication Classification

(51) **Int. Cl.**

<i>A45D 33/02</i>	(2006.01)
<i>B65D 43/02</i>	(2006.01)
<i>B65D 25/04</i>	(2006.01)
<i>A45D 33/00</i>	(2006.01)

A cosmetic or makeup container may be utilized for storing and dispensing a cosmetic material, such as makeup or powder. The container may include a base and a lid securable to the base. The material may be held in the base and dispensed onto a convex surface provided on the lid. The convex surface may be provided on an underside of the lid, thus permitting dispensing of the material onto the convex surface while the lid is secured to the base. An intermediate portion having one or more holes may be provided in the base to regulate dispensing of the material. A makeup applicator may have an applicator surface and be conformingly shaped with the convex surface. The container and applicator may together be considered a cosmetic kit, and they may be utilized as part of a method for applying cosmetic material.



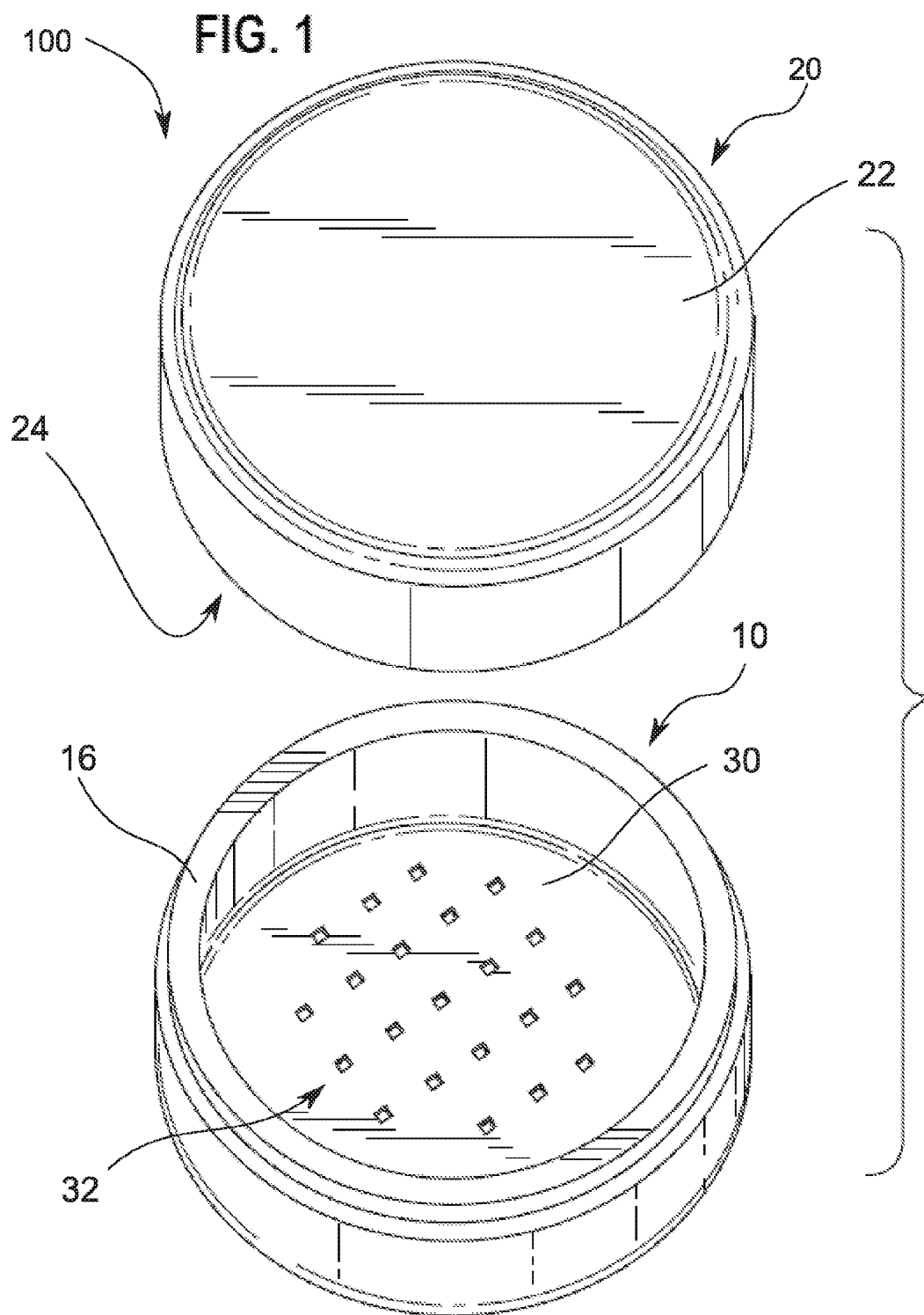


FIG. 2

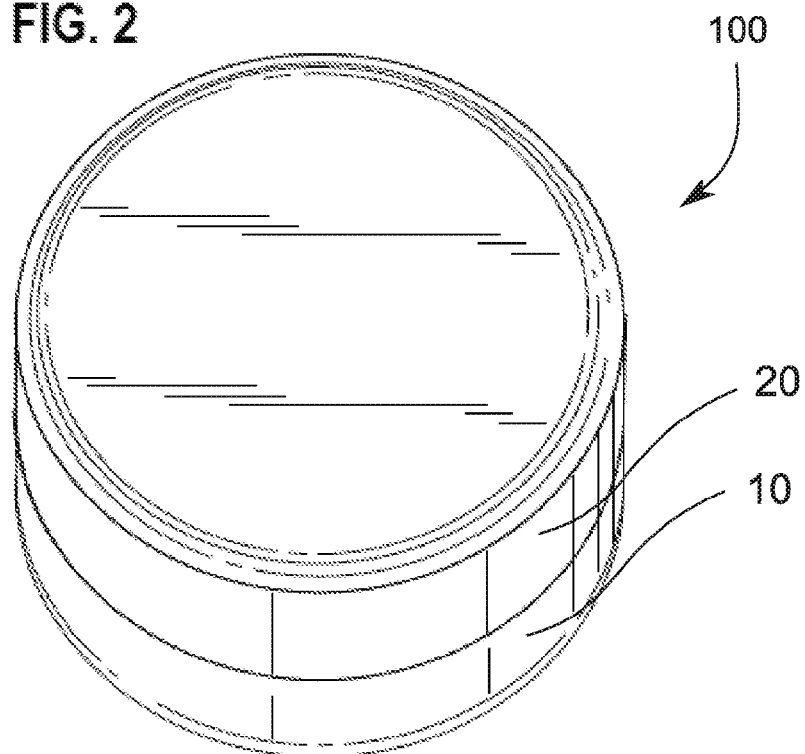


FIG. 3

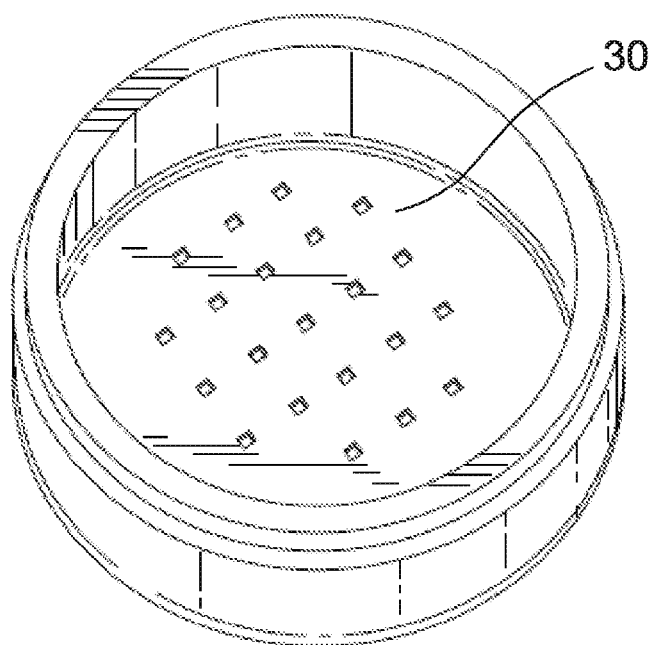


FIG. 4

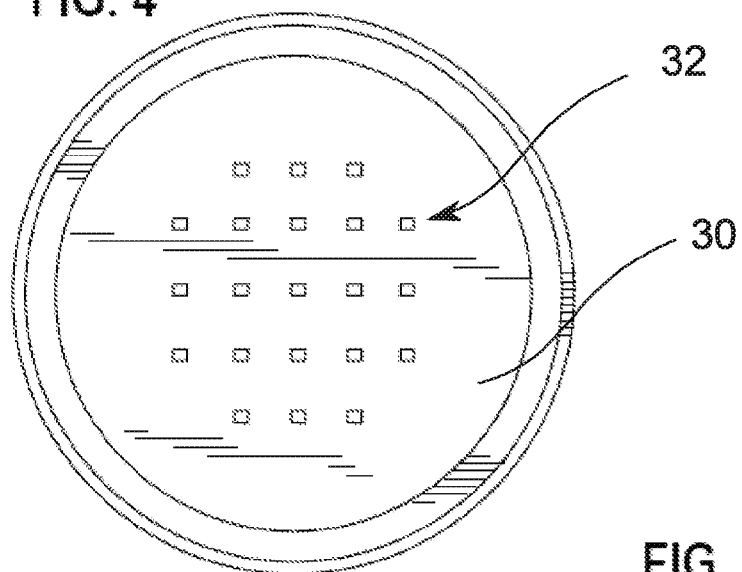


FIG. 5

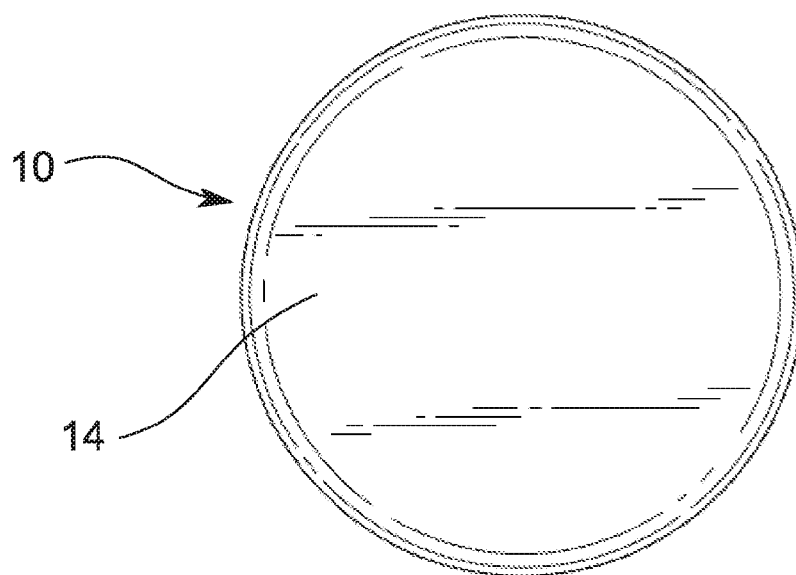


FIG. 6

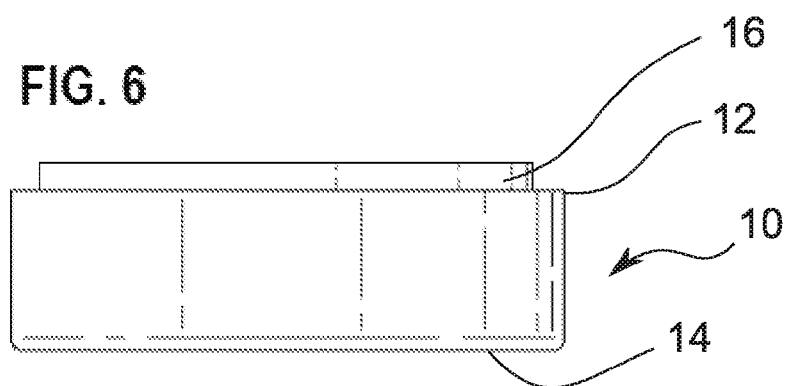


FIG. 7

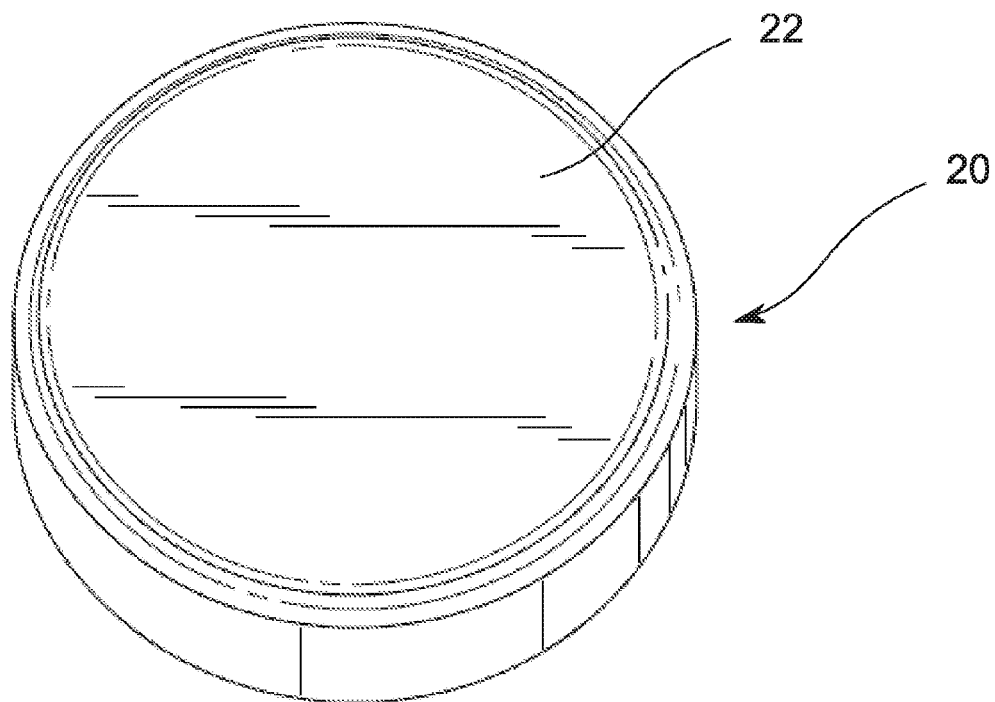


FIG. 8

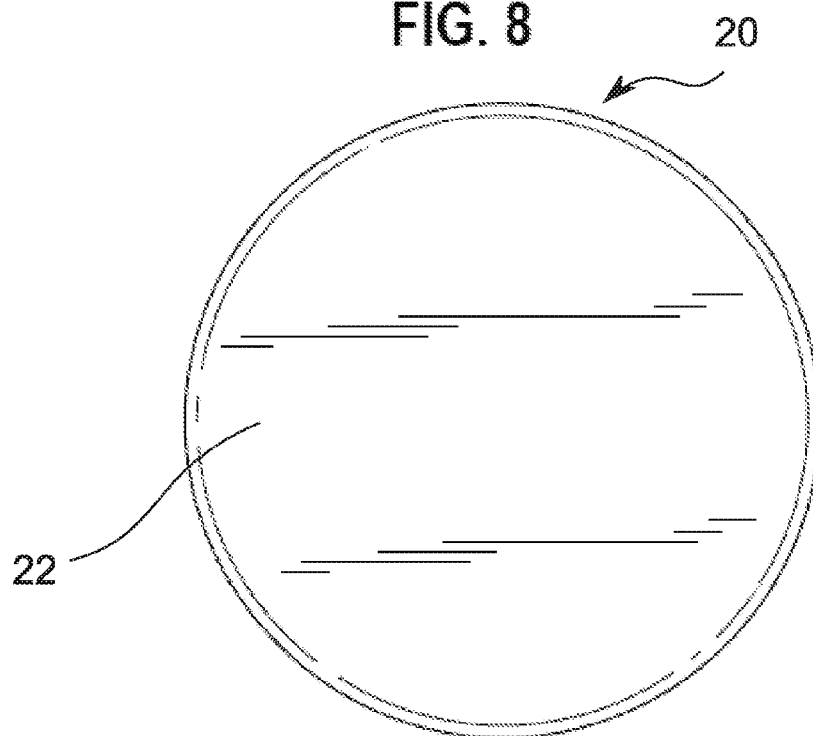


FIG. 9

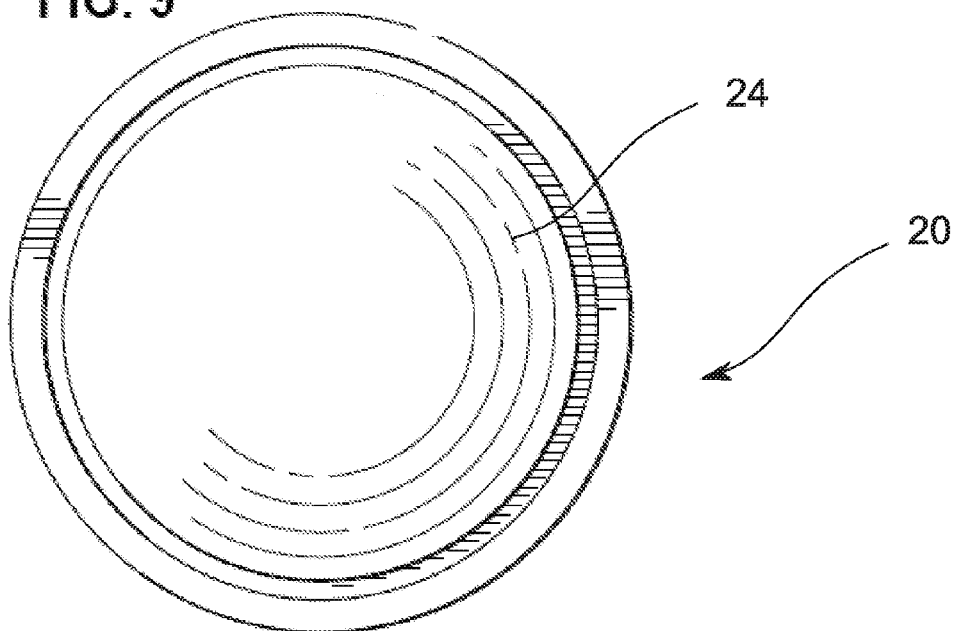


FIG. 10

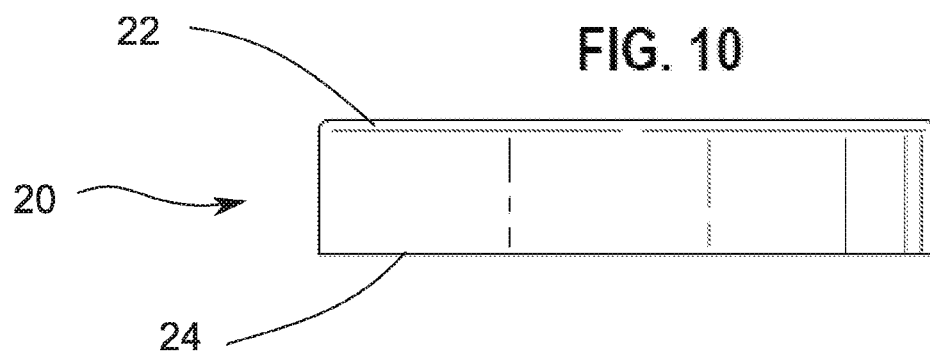
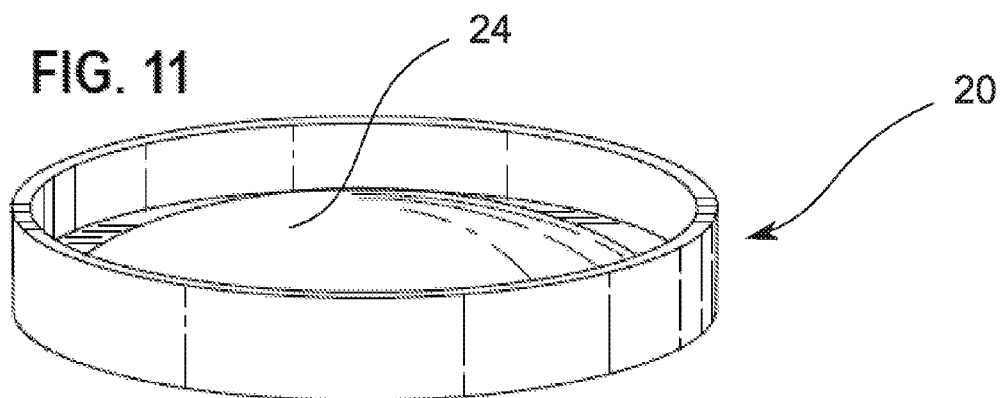


FIG. 11



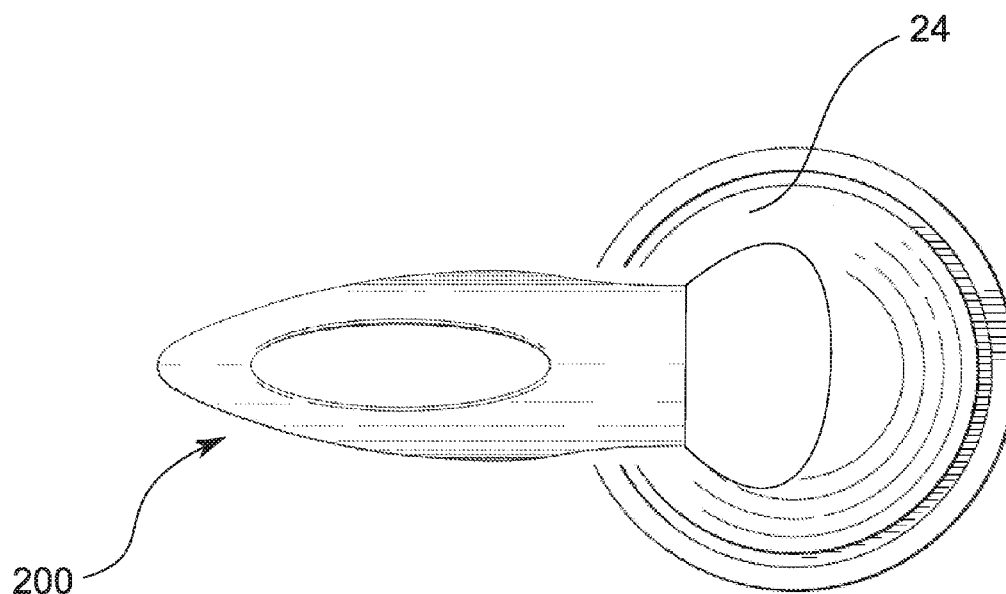


FIG. 12

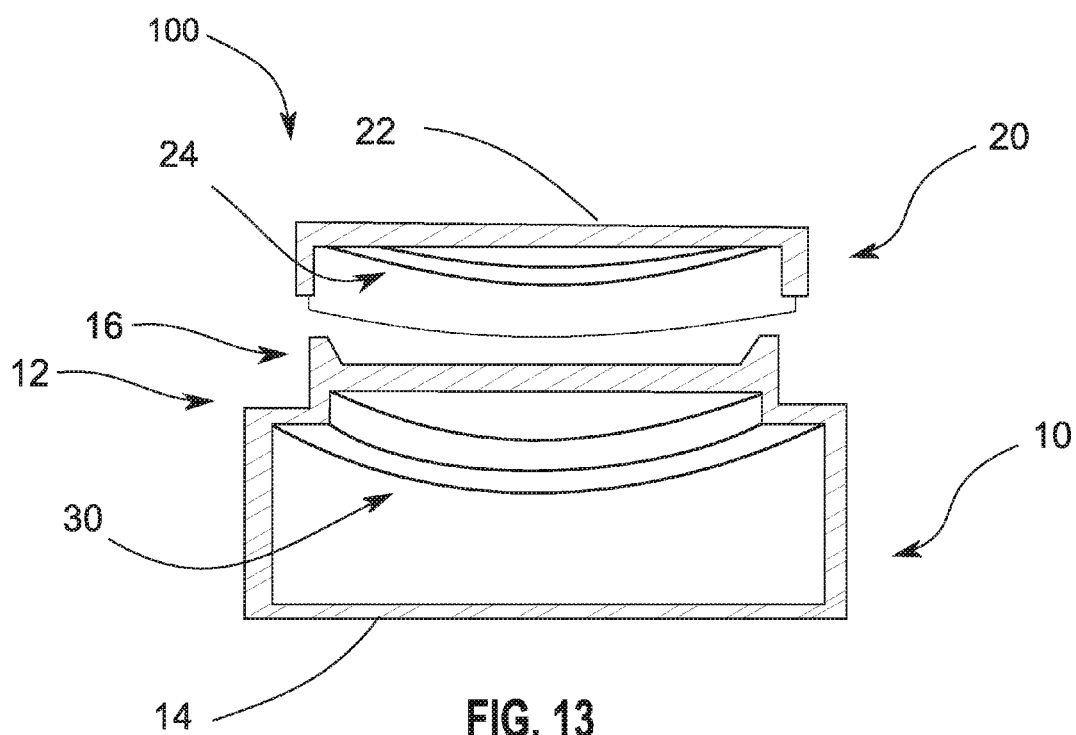


FIG. 13

COSMETIC CONTAINER

CROSS REFERENCE TO RELATED APPLICATIONS

[0001] This application claims the benefit of U.S. Provisional Patent Application No. 62/278,830 filed on Jan. 14, 2016, the entire contents of which are herein incorporated by reference.

FIELD OF THE DISCLOSURE

[0002] This disclosure relates generally to cosmetic or makeup containers as well as uses with complementary cosmetic or makeup applicators.

BACKGROUND

[0003] A variety of facial makeup materials are commonly used for creating a desired ornamental effect, including blushes, highlighters, powders, glosses, and so forth. Certain makeup materials are quite messy when being applied. Powder, for instance, is prone to escaping its container when brushes, etc. are inserted into the container and powder is subsequently removed for application. Furthermore, it can be difficult to capture the desired amount of makeup material by inserting brushes, pads, etc. directly into a container of material.

BRIEF SUMMARY OF THE DISCLOSURE

[0004] The following presents a simplified summary of the disclosure in order to provide a basic understanding of some aspects of the invention. This summary is not an extensive overview of every embodiment disclosed herein. It is intended to neither identify key or critical elements of the various embodiments nor delineate the scope of the disclosure. Its sole purpose is to present some concepts of the disclosure, in accordance with the various embodiments disclosed herein, in a simplified form as a prelude to the more detailed description that is presented later.

[0005] In one embodiment of the disclosure, a cosmetic container may include a base having a bottom portion and a top portion, the bottom portion dimensioned to hold a cosmetic material to be dispensed from the base, and a lid securable to the top portion of the base, the lid including a convex surface for holding cosmetic material dispensed from the bottom portion of the base. In another embodiment of the disclosure, a cosmetic kit may include a cosmetic container and a cosmetic material applicator. The cosmetic container of the cosmetic kit may include a base having a bottom portion and a top portion, the bottom portion dimensioned to hold a cosmetic material to be dispensed from the base, and a lid securable to the top portion of the base, the lid including a convex surface for holding the cosmetic material dispensed from the bottom portion of the base. The cosmetic material applicator of the cosmetic kit may include a cosmetic material applicator surface conformingly dimensioned with the convex surface. In a further embodiment of the disclosure, a method of applying a cosmetic material may include providing cosmetic material in a cosmetic container, the cosmetic container including a base having a bottom portion and a top portion, the bottom portion dimensioned to hold the cosmetic material and a lid securable to the top portion of the base, the lid including a convex surface for holding the cosmetic material dispensed from the bottom portion of the base. The method may further include dis-

pensing the cosmetic material from the base onto the convex surface, pressing an applicator surface from a cosmetic material applicator onto the convex surface with the applicator surface conformingly dimensioned with the convex surface, applying the cosmetic material from the applicator surface to a user's skin surface.

[0006] The following description and the annexed drawings set forth certain illustrative aspects of the embodiments of the disclosure. These aspects are indicative, however, of but a few of the various ways in which the principles of the disclosure may be employed and the various embodiments are intended to include all such aspects and their equivalents. Other advantages and novel features will become apparent from the following description when considered in conjunction with the drawings.

BRIEF DESCRIPTION OF THE FIGURES

[0007] FIG. 1 illustrates a perspective, exploded view of an embodiment of a cosmetic container in accordance with the disclosure.

[0008] FIG. 2 illustrates a perspective view of the cosmetic container of FIG. 1 with the container engaging the lid.

[0009] FIG. 3 illustrates a perspective view of the cosmetic container of FIG. 1 without the lid.

[0010] FIG. 4 illustrates a top view of the cosmetic container of FIG. 1.

[0011] FIG. 5 illustrates a bottom view of the cosmetic container of FIG. 1.

[0012] FIG. 6 illustrates a side view of the cosmetic container of FIG. 1 without the lid,

[0013] FIG. 7 illustrates a top perspective view of the lid of the cosmetic container of FIG. 1.

[0014] FIG. 8 illustrates a top view of the lid of the cosmetic container of FIG. 1.

[0015] FIG. 9 illustrates a bottom view of the lid of the cosmetic container of FIG. 1.

[0016] FIG. 10 illustrates a side view of the lid of the cosmetic container of FIG. 1.

[0017] FIG. 11 illustrates a bottom perspective of the lid of the cosmetic container of FIG. 1.

[0018] FIG. 12 illustrates a bottom view of the lid of the cosmetic container of FIG. 1 with a conforming applicator positioned against the underside of the lid.

[0019] FIG. 13 illustrates a side, cross-sectional, exploded view of an embodiment of a cosmetic container.

DETAILED DESCRIPTION

[0020] The following detailed description and the appended drawings describe and illustrate some embodiments of the disclosure for the purpose of enabling one of ordinary skill in the relevant art to make and use these embodiments. As such, the detailed description and illustration of these embodiments are purely illustrative in nature and are in no way intended to limit the scope of the disclosure in any manner. It should also be understood that the drawings are not necessarily to scale and in certain instances details may have been omitted, which are not necessary for an understanding of the embodiments, such as details of fabrication and assembly. In the accompanying drawings, like numerals represent like components.

[0021] In one embodiment of the disclosure, a cosmetic container may include a base having a bottom portion and a

top portion, the bottom portion dimensioned to hold a cosmetic material to be dispensed from the base, and a lid securable to the top portion of the base, the lid including a convex surface for holding cosmetic material dispensed from the bottom portion of the base. The lid may include a top surface and an opposed bottom surface, the bottom surface proximate to the top portion of the base when the lid is secured to the base. The bottom surface may be the convex surface. The cosmetic container may further include an intermediate portion provided within the base between the top and bottom portion, the intermediate portion including at least one hole to permit the passage of cosmetic material from the bottom portion through the intermediate portion.

[0022] In another embodiment of the disclosure, a cosmetic kit may include a cosmetic container and a cosmetic material applicator. The cosmetic container of the cosmetic kit may include a base having a bottom portion and a top portion, the bottom portion dimensioned to hold a cosmetic material to be dispensed from the base, and a lid securable to the top portion of the base, the lid including a convex surface for holding the cosmetic material dispensed from the bottom portion of the base. The cosmetic material applicator of the cosmetic kit may include a cosmetic material applicator surface conformingly dimensioned with the convex surface. The lid may include a top surface and an opposed bottom surface, the bottom surface proximate to the top portion of the base when the lid is secured to the base. The bottom surface may be the convex surface. The cosmetic container may further include an intermediate portion provided within the base between the top and bottom portion, the intermediate portion including at least one hole to permit the passage of cosmetic material from the bottom portion through the intermediate portion.

[0023] In a further embodiment of the disclosure, a method of applying a cosmetic material may include providing cosmetic material in a cosmetic container, the cosmetic container including a base having a bottom portion and a top portion, the bottom portion dimensioned to hold the cosmetic material and a lid securable to the top portion of the base, the lid including a convex surface for holding the cosmetic material dispensed from the bottom portion of the base. The method may further include dispensing the cosmetic material from the base onto the convex surface, pressing an applicator surface from a cosmetic material applicator onto the convex surface with the applicator surface conformingly dimensioned with the convex surface, applying the cosmetic material from the applicator surface to a user's skin surface. The lid may include a top surface and an opposed bottom surface, the bottom surface proximate to the top portion of the base when the lid is secured to the base. The bottom surface may be the convex surface. The dispensing step may occur while the lid is secured to the top portion of the base. The cosmetic container may include an intermediate portion provided within the base between the top and bottom portion, the intermediate portion including at least one hole to permit the dispensing step of cosmetic material from the bottom portion through the intermediate portion

[0024] With reference to the Figures, a cosmetic or makeup container 100 may be composed of a base or basin 10, a lid 20, and an intermediate portion 30 which may be provided within base 10.

[0025] The base 10 may have a top portion 12 and a bottom portion 14. The base 10 may also have a lip 16

extending from the top portion or edge 12 for engaging the lid 20. The lid 20 may be structured to removably engage the lip 16 extending from the top portion 12 of the container 10. The lid 20 has a top surface 22 and a bottom surface 24 and may engage the lip 16 of the top portion 12 by various mechanisms as would be understood in the art, such as for example by a screwing mechanism, magnetic engagement of the lid and lip of the container, or by frictional engagement of the surfaces of the lid and lip of the container. In some embodiments, the bottom surface 24 of the lid is convex in shape (i.e., dome shaped) (see FIGS. 9 and 11).

[0026] An intermediate portion 30 may be disposed between the bottom portion 14 and the top portion 12 of the base 10. The intermediate portion 30 may have one or more holes 32 for allowing makeup or cosmetic material, for instance powder, to move therethrough when the base is tilted. In some embodiments, the intermediate portion 30 may be removable such that material can be inserted into the bottom portion 14 of the container 10 to allow, for example, for refilling of the dispenser with powder or for providing an empty dispenser for a consumer to later fill with a powder product.

[0027] In another aspect, a method of dispensing a makeup material is provided. The method includes tilting or inverting a cosmetic material dispenser, such as container 100 described herein, such that makeup material passes through one or more holes in an intermediate portion of the container (the intermediate portion positioned between the top portion of the container and a supply of powder sitting atop the bottom portion of the container, such a space shown for instance in the cross sectional view of FIG. 13). The lid may be disengaged from the base of the container either before or after the base is tilted to allow powder to fall onto the lid. A makeup or cosmetic material applicator 200 may be utilized to pick up the material from the bottom surface of the lid. For example, the devices described and shown in U.S. patent application Ser. No. 13/752,522 and U.S. patent application Ser. No. 29/497,865, each of which is incorporated herein by reference in their entirety, may be utilized as a cosmetic or makeup applicator as described herein. The shape of bottom surface 24 of the lid 20 may be conformingly shaped with an applicator surface of the cosmetic or makeup applicator 200, as shown for instance in FIG. 12. Although bottom surface is shown as convex or dome shaped, it should be understood that other surfaces of lid 20 may be conformingly shaped to an applicator 200. For instance, the top surface 22 of lid 20 may be convex or dome shaped, and makeup material may be applied to top surface 22 from base 10.

[0028] Other materials suitable to be held within base 10 and dispensed from container 100, other than makeup and cosmetic material, are contemplated within the disclosure. For instance, medicinal material, such as ointments, or food stuffs, such as seasonings, are contemplated and may be utilized with conforming applicators suitable for their respective industries.

[0029] The descriptions set forth above are meant to be illustrative and not limiting. Various modifications of the embodiments, in addition to those described herein, will be apparent to those skilled in the art from the foregoing description. Such modifications are also intended to fall within the scope of the concepts described herein. Each

patent, patent application and publication cited or described in this document are hereby incorporated herein by reference, in their entireties.

[0030] The foregoing description of possible implementations consistent with the present disclosure does not represent a comprehensive list of all such implementations or all variations of the implementations described. The description of some implementation should not be construed as an intent to exclude other implementations. For example, artisans will understand how to implement the embodiments in many other ways, using equivalents and alternatives that do not depart from the scope of the disclosure. Moreover, unless indicated to the contrary in the preceding description, none of the components described in the implementations are essential to the embodiments disclosed. It is thus intended that the embodiments be considered as illustrative, with a true scope and spirit of the disclosure being indicated by the following claims.

What is claimed:

1. A cosmetic container comprising:
 - a base having a bottom portion and a top portion, the bottom portion dimensioned to hold a cosmetic material to be dispensed from the base; and
 - a lid securable to the top portion of the base, the lid including a convex surface for holding cosmetic material dispensed from the bottom portion of the base.
2. The cosmetic container of claim 1, wherein the lid includes a top surface and an opposed bottom surface, the bottom surface proximate to the top portion of the base when the lid is secured to the base, and
 - wherein the bottom surface is the convex surface.
3. The cosmetic container of claim 1, further comprising an intermediate portion provided within the base between the top and bottom portion, the intermediate portion including at least one hole to permit the passage of cosmetic material from the bottom portion through the intermediate portion.
4. A cosmetic kit comprising:
 - a cosmetic container including
 - a base having a bottom portion and a top portion, the bottom portion dimensioned to hold a cosmetic material to be dispensed from the base, and
 - a lid securable to the top portion of the base, the lid including a convex surface for holding the cosmetic material dispensed from the bottom portion of the base; and

a cosmetic material applicator including a cosmetic material applicator surface conformingly dimensioned with the convex surface.

5. The cosmetic kit of claim 4, wherein the lid includes a top surface and an opposed bottom surface, the bottom surface proximate to the top portion of the base when the lid is secured to the base, and

wherein the bottom surface is the convex surface.

6. The cosmetic kit of claim 4, further comprising an intermediate portion provided within the base between the top and bottom portion, the intermediate portion including at least one hole to permit the passage of cosmetic material from the bottom portion through the intermediate portion.

7. A method of applying a cosmetic material comprising: providing cosmetic material in a cosmetic container, the cosmetic container including

- a base having a bottom portion and a top portion, the bottom portion dimensioned to hold the cosmetic material, and

- a lid securable to the top portion of the base, the lid including a convex surface for holding the cosmetic material dispensed from the bottom portion of the base;

dispensing the cosmetic material from the base onto the convex surface;

pressing an applicator surface from a cosmetic material applicator onto the convex surface, the applicator surface conformingly dimensioned with the convex surface; and

applying the cosmetic material from the applicator surface to a user's skin surface.

8. The method of claim 7, wherein the lid includes a top surface and an opposed bottom surface, the bottom surface proximate to the top portion of the base when the lid is secured to the base, and

wherein the bottom surface is the convex surface.

9. The method of claim 8, wherein the dispensing step occurs while the lid is secured to the top portion of the base.

10. The method of claim 7, wherein the cosmetic container further includes an intermediate portion provided within the base between the top and bottom portion, the intermediate portion including at least one hole to permit the dispensing step of cosmetic material from the bottom portion through the intermediate portion.

* * * * *