



US00D770591S

(12) **United States Design Patent**
Szoke, Jr.

(10) **Patent No.:** **US D770,591 S**

(45) **Date of Patent:** **** Nov. 1, 2016**

(54) **FISHING LURE**

(71) Applicant: **John A. Szoke, Jr.**, Abbeville, SC (US)

(72) Inventor: **John A. Szoke, Jr.**, Abbeville, SC (US)

(**) Term: **15 Years**

(21) Appl. No.: **29/546,237**

(22) Filed: **Nov. 20, 2015**

(51) **LOC (10) Cl.** **22-05**

(52) **U.S. Cl.**

USPC **D22/126**

(58) **Field of Classification Search**

USPC D22/126, 127, 128, 129, 130, 131, 132,
D22/133, 135, 144

CPC A01K 85/00; A01K 85/01; A01K 85/02;
A01K 85/10; A01K 85/16; A01K 85/18

See application file for complete search history.

(56) **References Cited**

U.S. PATENT DOCUMENTS

D364,444 S *	11/1995	DeCosta	D22/129
D493,508 S *	7/2004	Kierst	D22/129
D550,322 S *	9/2007	Stacey	D22/128
D630,293 S *	1/2011	Roberts	D22/130

D668,734 S *	10/2012	Dove	D22/126
D684,236 S *	6/2013	Rago	D22/129
D738,988 S *	9/2015	Ingram	D22/129
D745,633 S *	12/2015	Rago	D22/129
D759,783 S *	6/2016	Tussey, III	D22/144

* cited by examiner

Primary Examiner — Manpreet Matharu

Assistant Examiner — Suzanne Tisdell

(57) **CLAIM**

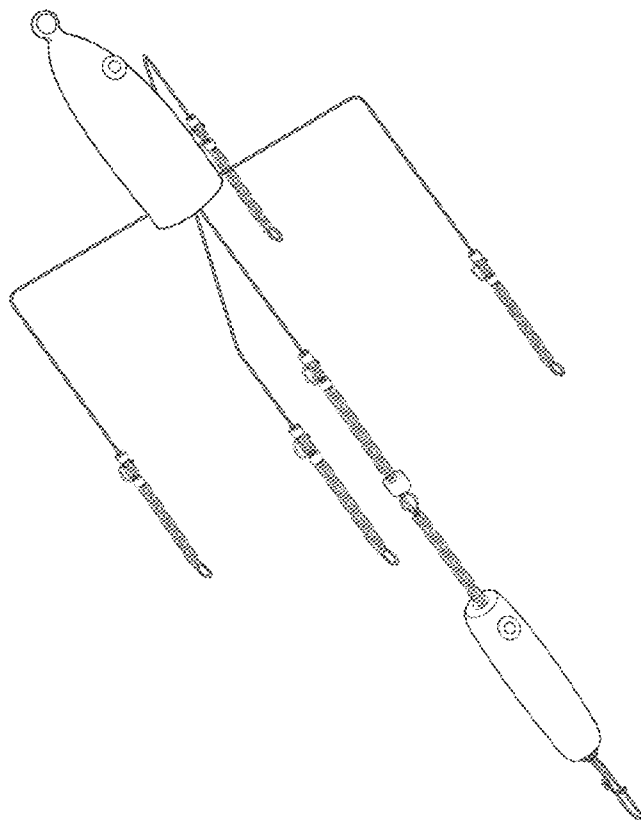
The ornamental design for a fishing lure, as shown and described.

DESCRIPTION

FIG. 1 is an angled side perspective view of a first embodiment of the fishing lure;
FIG. 2 is a front end view of the first embodiment of the fishing lure; and,
FIG. 3 is a back end view of the first embodiment the fishing lure.

Any broken line disclosures shown in the Figures of the fishing lure are for illustrative purposes only and form no part of the claimed design.

1 Claim, 2 Drawing Sheets



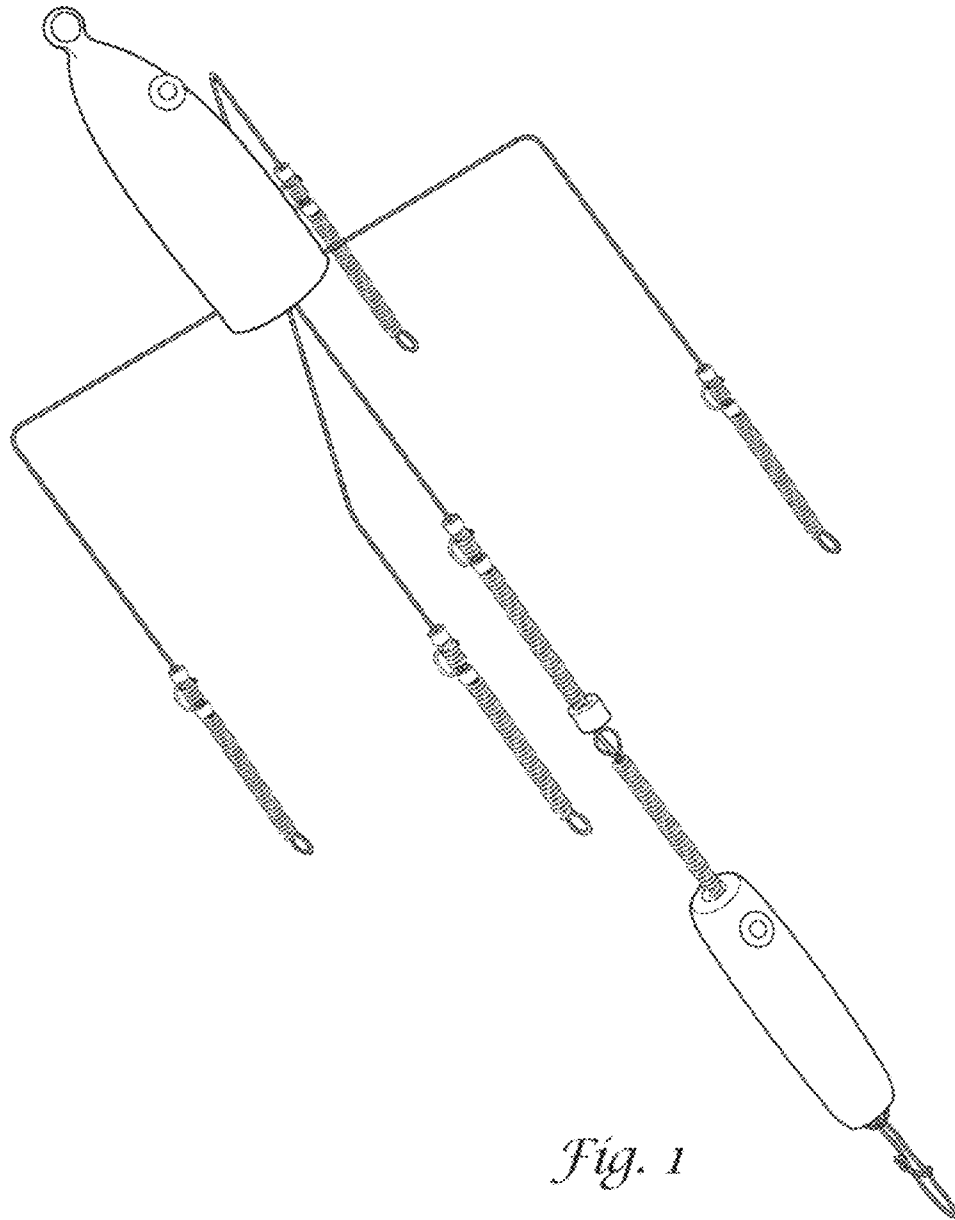


Fig. 1

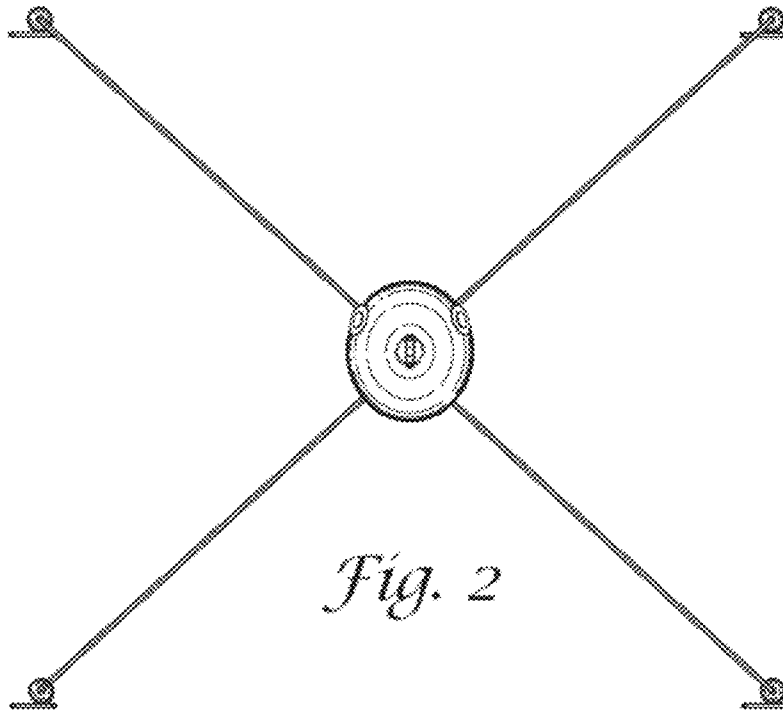


Fig. 2

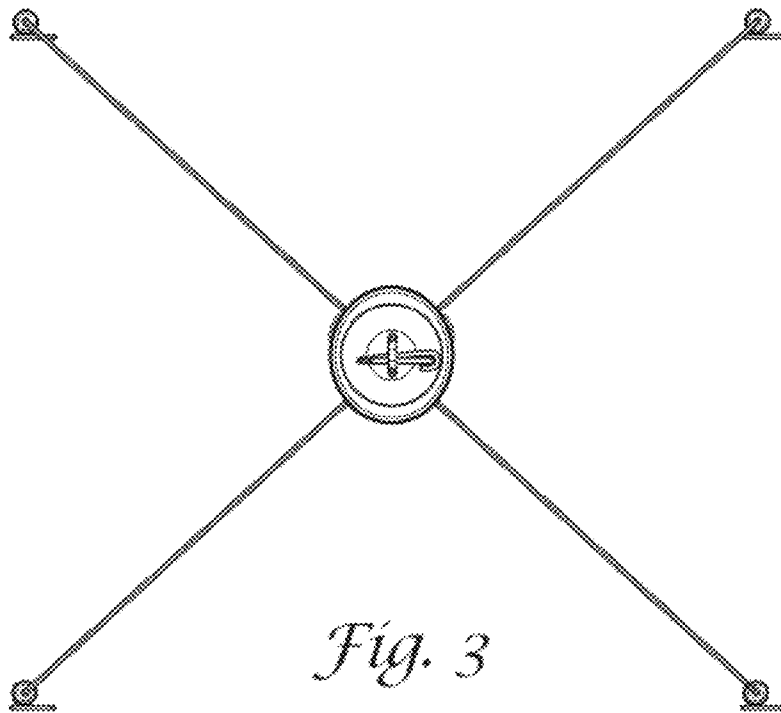


Fig. 3