



INTERNATIONAL APPLICATION PUBLISHED UNDER THE PATENT COOPERATION TREATY (PCT)

<p>(51) International Patent Classification ⁶ : A61K 31/41, 31/42, C07D 271/10, 209/08</p>	A1	<p>(11) International Publication Number: WO 95/26723</p> <p>(43) International Publication Date: 12 October 1995 (12.10.95)</p>
<p>(21) International Application Number: PCT/US95/01394</p> <p>(22) International Filing Date: 1 February 1995 (01.02.95)</p> <p>(30) Priority Data: 223,352 5 April 1994 (05.04.94) US</p> <p>(71) Applicant: INTERNEURON PHARMACEUTICALS, INC. [US/US]; One Ledgemont Center, Suite 340, 99 Hayden Avenue, Lexington, MA 02173 (US).</p> <p>(72) Inventors: D'ORLANDO, Kay, J.; 10 Sylvan Way, Wayland, MA 01788 (US). LOCKE, Kenneth, W.; 30 Ernies Drive, Littleton, MA 01460 (US). BELLOTT, Emile, M.; 4 York Terrace, Beverly, MA 01915 (US). GABRIEL, Richard, L.; 60 Andrew Road, Swampscott, MA 01907 (US). NOHR-DEM, Michael, D.; 31 Gates Lane, Stow, MA 01775 (US). SACHDEVA, Yesh, P.; 138 Lawsbrook Road, Concord, MA 01742 (US). Zahr, Salah, A.; 37 Nylander Way, Acton, MA 01720 (US). AL-FARHAN, Emile; 97 Spring Street #D7, West Roxbury, MA 02132 (US). KRISHNANANTHAN, Subramaniam; 1000 Lexington Street #7, Waltham, MA 02154 (US).</p> <p>(74) Agents: POISSANT, Brian, M. et al.; Pennie & Edmonds, 1155 Avenue of The Americas, New York, NY 10036 (US).</p>		<p>(81) Designated States: AU, CA, CN, FI, JP, KP, KR, NO, NZ, European patent (AT, BE, CH, DE, DK, ES, FR, GB, GR, IE, IT, LU, MC, NL, PT, SE).</p> <p>Published <i>With international search report.</i> <i>With amended claims.</i></p>
<p>(54) Title: NOVEL SUBSTITUTED TRYPTAMINES, PHENALKYLAMINES AND RELATED COMPOUNDS</p>		
<p>(57) Abstract</p>		
<p>This invention relates to novel substituted tryptamine and phenalkylamine and related compounds, pharmaceutical compositions thereof and methods of using said compounds and compositions for a number of pharmaceutical indications including (but not limited to): 1. central nervous system and psychiatric disorders (e.g., sleep disorders, epilepsy and other convulsive disorders, anxiety, psychiatric diseases, neurodegenerative diseases, fever); 2. chronobiological-based disorders (e.g., jet lag, delayed sleep syndrome, shift-work, seasonal affective disorder); 3. endocrine indications (e.g., contraception and infertility, precocious puberty, premenstrual syndrome, hyperprolactinemia, growth hormone deficiency); 4. cancer and other proliferative diseases; 5. immune system disorders and conditions associated with senescence; 6. ophthalmological diseases; 7. animal breeding (e.g., regulation of fertility, puberty, pelage color).</p>		

FOR THE PURPOSES OF INFORMATION ONLY

Codes used to identify States party to the PCT on the front pages of pamphlets publishing international applications under the PCT.

AT	Austria	GB	United Kingdom	MR	Mauritania
AU	Australia	GE	Georgia	MW	Malawi
BB	Barbados	GN	Guinea	NE	Niger
BE	Belgium	GR	Greece	NL	Netherlands
BF	Burkina Faso	HU	Hungary	NO	Norway
BG	Bulgaria	IE	Ireland	NZ	New Zealand
BJ	Benin	IT	Italy	PL	Poland
BR	Brazil	JP	Japan	PT	Portugal
BY	Belarus	KE	Kenya	RO	Romania
CA	Canada	KG	Kyrgystan	RU	Russian Federation
CF	Central African Republic	KP	Democratic People's Republic of Korea	SD	Sudan
CG	Congo	KR	Republic of Korea	SE	Sweden
CH	Switzerland	KZ	Kazakhstan	SI	Slovenia
CI	Côte d'Ivoire	LI	Liechtenstein	SK	Slovakia
CM	Cameroon	LV	Latvia	SN	Senegal
CN	China	LU	Luxembourg	TD	Chad
CS	Czechoslovakia	MC	Monaco	TG	Togo
CZ	Czech Republic	MD	Republic of Moldova	TJ	Tajikistan
DE	Germany	MG	Madagascar	TT	Trinidad and Tobago
DK	Denmark	ML	Mali	UA	Ukraine
ES	Spain	MN	Mongolia	US	United States of America
FI	Finland			UZ	Uzbekistan
FR	France			VN	Viet Nam
GA	Gabon				

**NOVEL SUBSTITUTED TRYPTAMINES,
PHENALKYLAMINES AND RELATED COMPOUNDS**

5

Field of the Invention

This invention relates to novel substituted tryptamine and phenalkylamine and related compounds, pharmaceutical compositions thereof, and methods of using said compounds and compositions for a number of pharmaceutical indications, including (but not limited to): 1. central nervous system and psychiatric disorders (e.g., sleep disorders, epilepsy and other convulsive disorders, anxiety, psychiatric diseases, neurodegenerative diseases, fever); 2. chronobiological-based disorders (e.g., jet lag, delayed sleep syndrome, shift-work, seasonal affective disorder); 3. endocrine indications (e.g., contraception and infertility, precocious puberty, premenstrual syndrome, hyperprolactinemia, growth hormone deficiency); 4. cancer and other proliferative diseases; 5. immune system disorders and conditions associated with senescence; 6. ophthalmological diseases; and 7. animal breeding (e.g., regulation of fertility, puberty, pelage color).

25

Background of the Invention

The novel compounds described herein are structurally related to the known naturally occurring substance, melatonin. Melatonin, 5-methoxy-N-acetyltryptamine, is a hormone produced primarily by the pineal gland. The synthesis and secretion of melatonin exhibit a circadian rhythm that changes with the seasons and with age, e.g., pubescence and senescence. The rhythm is the result of both endogenous mechanisms and environmental cues, most notably, the exposure of organisms to light, which

35

inhibits melatonin synthesis and secretion. Thus, melatonin levels are high at night and low during the day. There is very strong evidence that melatonin is
5 important for the regulation of a variety of neural and endocrine functions, especially those that exhibit circadian and circannual rhythmicity.

Novel compounds related to melatonin, but with pharmacological or pharmacokinetic profiles different
10 from melatonin, are likely to be important new pharmaceuticals. For examples, see U.S. Patent Nos. 5,151,446 of Horn et al., 5,194,614 of Adrieux et al. and 5,276,051 of Lesieur et al. There is evidence suggesting both melatonin agonists and antagonists
15 would be of potential therapeutic use.

Melatonin has been implicated in many human disorders. Some disorders are known to be linked to chronobiologic abnormalities. Melatonin has been administered to re-synchronize circadian rhythms that
20 are out of phase with the local environmental cues; i.e. chronobiological therapy. For example, sleep/wake disorders associated with rapid crossing of time zones (jet lag), changes in work shifts, or those experienced by blind people can be treated with
25 melatonin or melatonin analogs (see U.S. Patent Nos. 4,600,723 and 4,665,086 of Short et al., and 5,242,941 of Lewy et al.).

However, it appears that melatonin also has direct sedative/hypnotic properties in normal human
30 subjects. Several groups of investigators have demonstrated sleepiness following intravenous, oral and intranasal administration of melatonin to humans (e.g. Waldhauser et al., Psychopharmacology, 100: 222-226, 1990; Vollrath et al., Bioscience 29:327-329,
35 1981; Dollins et al., Proc. Natl. Acad. Sci., 99:1824-1828, 1994). It appears that melatonin does not have

the side-effect liability associated with current hypnotics, e.g. amnesia, "hangover", dependence and tolerance.

5 Sedative/hypnotic agents often exhibit other useful properties, such as anxiolytic and antiseizure actions. Melatonin has been demonstrated in a number of rodent experimental paradigms to have both anxiolytic (Golus and King, Pharmacol. Biochem. Behav.
10 15:883-885, 1981; Guardiola et al., Pharmacol. Biochem Behav. 41:405-408, 1992, Naranjo-Rodriguez et al., Soc. Neurosci. Abst. 18:1167, 1992; Golombek et al., Eur. J. Pharmacol. 237:231-236, 1993) and antiseizure activity (Brailowsky, Electroencephalo. Clin.
15 Neurophysiol. 41:314-319, 1976; Fariello et al., Neurology 27:567-570, 1977, Rudeen et al., Epilepsia 21:149-154, 1980; Sugden, J. Pharmacol. Exp. Ther. 227:587-591, 1983; Golombek et al., Eur. J. Pharmacol. 210:253-258, 1992). In humans with panic disorder, a
20 severe anxiety problem, melatonin secretion is abnormal (McIntyre et al., Am. J. Psychiat. 147:462-464, 1990).

Melatonin may play a role in other psychiatric conditions, particularly depression, but also mania
25 and schizophrenia (see Dubocovich "Antidepressant Agents", U.S. Patent No. 5,093,352; Miles and Philbrick, Biol. Psychiatry 23:405-425, 1988; Sandyk and Kay, Schizophr. Bull. 16:653-662, 1990). In some instances, psychiatric disorders may have underlying
30 chronobiologic etiologies (e.g. seasonal affective disorder) and are definite candidates for melatonin therapy.

Melatonin is involved in the regulation of circadian and circannual changes in body temperature.
35 Administration of exogenous melatonin to humans lowers core body temperature (Strassman et al., J. Appl.

Physiol. 71:2178-2182, 1991; Cagnacci et al., J. Clin. Endocrinol. Metab. 75:447-452, 1992). Melatonin may also possess analgesic properties (Sugden, J. Pharmacol. Exp. Ther. 227:587-591, 1983). Therefore, melatonin-like compounds may be useful as an alternative to non-steroidal anti-inflammatory, anti-pyretic drugs, such as aspirin, acetaminophen and ibuprofen.

10 It is known that melatonin levels decrease with advancing age (Sack et al., J. Pineal Res. 4:379-388, 1986; Waldhauser et al., J. Clin. Endocrinol. Metab. 66:648-652, 1988; Van Coevorden et al., Am. J. Physiol. 260:E651-661, 1991) which may contribute to
15 some disorders. Neurodegenerative diseases often associated with aging, such as Alzheimer's and Parkinson's diseases, may be treated with melatonergic compounds (Maurizi, Med. Hypotheses 31:233-242, 1990; Sandyk, Int. J. Neurosci. 50:37-53, 1990; Skene et
20 al., Brain Res. 528:170-174, 1990). Sleep disorders in the elderly recently have been shown to respond to melatonin treatment (Haimov and Lavie, unpublished findings). Even osteoporosis may have a melatonergic component (Sandyk et al., Int. J. Neurosci. 62:215-225, 1992). In fact, melatonin has
25 been suggested to be an anti-aging, anti-stress hormone (Armstrong and Redman, Med. Hypotheses 34:300-309, 1991; Reiter, Bioessays 14:169-175, 1992). This may be due to its action as a free radical scavenger
30 (Poeggeler et al., J. Pineal Res. 14:151-168, 1993) or its interaction with the immune system (Maestroni and Conti, J. Neuroimmun. 28:167-176, 1990; Fraschini et al., Acta. Oncol. 29:775-776 1990; Guerrero and Reiter, Endocr. Res. 18:91-113, 1992).

35 Related to the above, are the findings that melatonin has oncostatic properties in a variety of

cancers, the most studied being its effects on estrogen receptor positive breast cancers (Blask and Hill, J. Neural Transm. Suppl. 21:433-449, 1986; Gonzalez et al. Melanoma Res. 1:237-243, 1991; Lisoni et al., Eur. J. Cancer 29A:185-189, 1993; Shellard et al., Br. J. Cancer 60:288-290, 1989; Philo and Berkowitz, J. Urol. 139:1099-1102, 1988; see U.S. Patent Nos. 5,196,435 of Clemens et al. and 5,272,141 of Fraschini et al.). It is also possible that melatonin has antiproliferative effects on non-cancerous cells as well, and may be of use to treat benign tumors and proliferative diseases such as psoriasis.

A major portion of research on melatonin has been devoted to studying its effects on reproduction, particularly in seasonally-breeding species (such as hamsters and sheep), in which melatonin is known to regulate fertility and puberty, hibernation, and coat color. These effects have obvious significance for animal husbandry use. Reproductive endocrine uses in humans for melatonin include: contraceptive and fertility agents, treatment for precocious puberty, treatment for premenstrual syndrome and hyperprolactinemia (Fevre et al., J. Clin. Endocrinol. Metab. 47:1383-1386, 1978; Parry et al., Am. J. Psychiatry 144:762-766, 1987; Waldhauser et al., J. Clin. Endocrinol. Metab. 73:793-796, 1991; Bispink et al., J. Pineal Res. 8:97-106, 1990; Cagnacci et al., J. Clin. Endocrinol. Metab. 73:210-220, 1991; Voordouw et al., J. Clin. Endocrinol. Metab. 74:107-108, 1992; see U.S. Patent Nos. 4,855,305 and 4,945,103 of Cohen et al., and 5,272,141 of Fraschini et al.) It is likely that melatonin compounds may also be useful in other endocrine conditions, particularly those involving growth hormone (Cramer et al.,

Arzneim.-Forsch. 26:1076-1078, 1976; Wright et al.,
Clin. Endocrinol. 24:375-382, 1986; Paccotti et al.,
Chronobiologica 15:279-288, 1988; Valcavi et al.,
5 Clin. Endocrinol. 39:193-199, 1993).

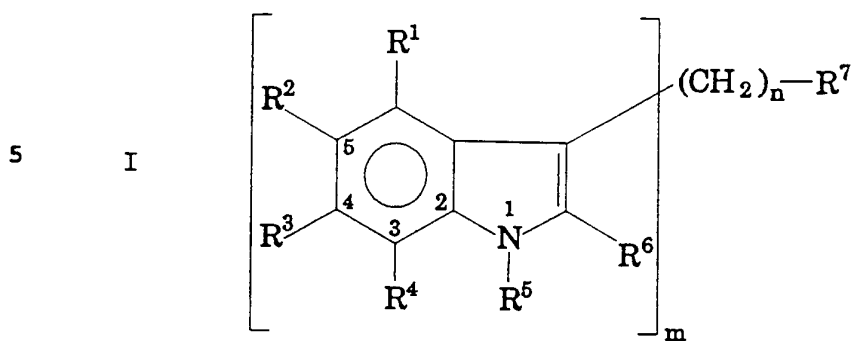
In addition to the pineal gland, the eye also synthesizes melatonin. Recently melatonin has been implicated in the control of intraocular pressure and may be of use in glaucoma (Samples et al., Curr. Eye
10 Res. 7:649-653, 1988; Rhode et al., Ophthalmic Res. 25:10-15, 1993). Research on the function of melatonin in the eye may uncover additional novel therapeutic uses.

It is clear that there exists a broad range of
15 therapeutic uses for melatonin. Accordingly, it is of continuing interest to identify novel compounds that interact with melatonergic systems as potential therapeutic agents. These compounds may offer improved pharmacokinetic (i.e. longer duration,
20 greater potency) and/or pharmacodynamic (i.e. greater efficacy) actions to those of melatonin. This invention addresses the need for more therapeutically effective compounds than melatonin.

Citation or identification of any reference in
25 this section of this application shall not be construed as an admission that such reference is available as prior art to the present invention.

Summary of the Invention

30 One embodiment of the present invention is directed to compounds having the following structure:



wherein:

R^1 , R^2 , R^3 and R^4 are independently hydrogen, halogen, hydroxy, alkoxy or alkyaryl;

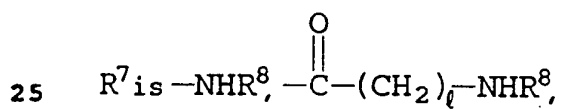
15 R^5 is hydrogen, alkyl, alkylaryl or acetyl;

R^6 is hydrogen, alkyl, alkylaryl or halogen;

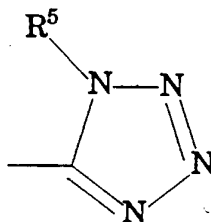
n is 0 to 2;

m is 1 to 2;

20

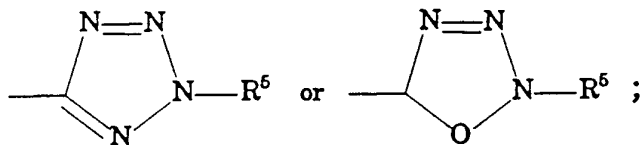


30



35

5



ℓ is 0 to 2;

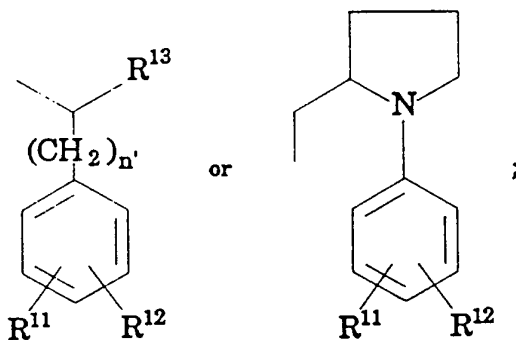
10

R^8 is hydrogen, $-\overset{\text{O}}{\parallel}{\text{C}}-\text{O}-R^9$, $-\overset{\text{O}}{\parallel}{\text{C}}-R^{10}$, $-\overset{\text{O}}{\parallel}{\text{S}}-R^9$, or R^9 ;

15

R^9 is alkylene, aryl, alkylaryl, alkylcycloalkyl,

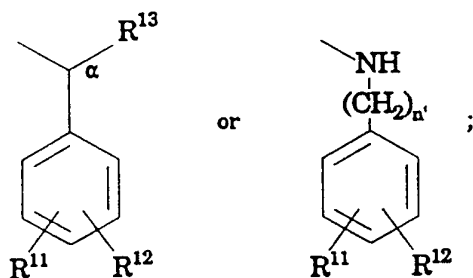
20



25

R^{10} is cycloalkyl, CF_3 , CH_3 ,

30

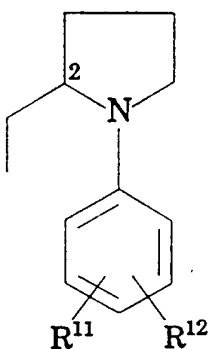


35

the carbon site at position α is a chiral center, and may be S or R;

- 5 R^{11} and R^{12} are hydrogen;
 R^6 and R^7 are optionally connected together to form a cyclic group; and
 R^{13} is alkoxy, hydroxy, hydrogen, thioalkyl, alkylcycloalkyl or

10



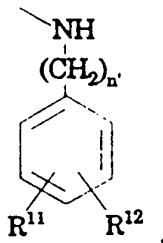
15

- 20 n' is 0 to 2; the carbon site at position 2 of the pyrrole ring is a chiral center, and may be S or R.

with the proviso that if R^6 is hydrogen, R^7 is $-NHR^8$ and

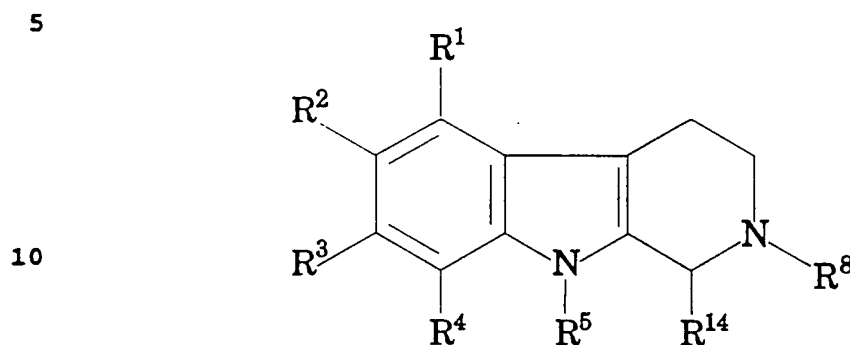
- 25 R^8 is $-C(=O)-R^{10}$, then R^{13} is not hydrogen; if n is 2, then

- 30 R^{10} is not cycloalkyl, CF_3 or $-NH(CH_2)_{n'}-$ where n' is 1 to



- 35 2; if m is 1, R^9 is not alkylene; optionally,

R⁶ and R⁷ are connected together to form a cyclic group, so as to form, for example, the following structure:

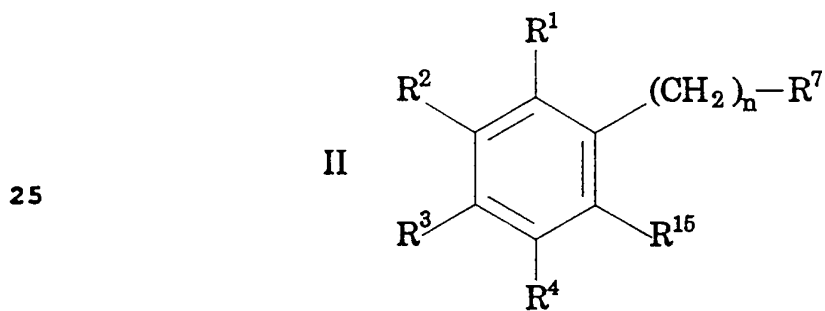


where

15

R⁸ is hydrogen or $\overset{\text{O}}{\parallel}\text{-C-R}^{10}$; and
 R¹⁴ is hydrogen, alkyl, halogen, alkoxy, aryl or alkylaryl.

Another embodiment of the present invention is
 20 directed to compounds having the following structure:

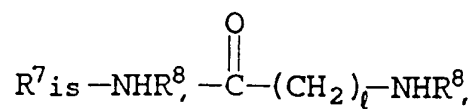


30 wherein:

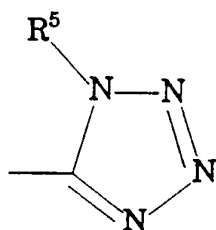
R¹, R², R³ and R⁴ are independently hydrogen, halogen, hydroxy, alkoxy or alkylaryl;
 n is 0 to 2;

35

5

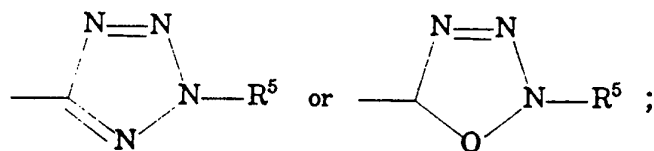


10



15

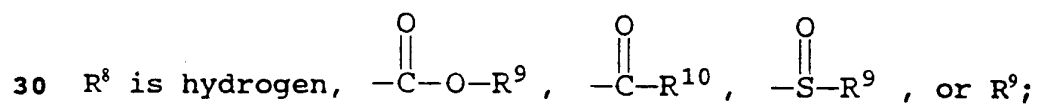
20



25

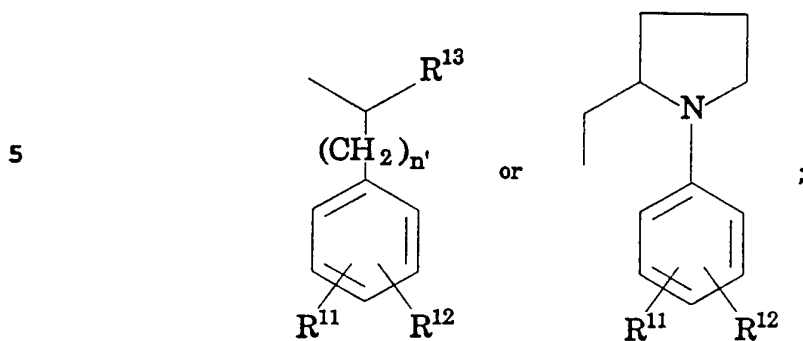
ℓ is 0 to 2;

30

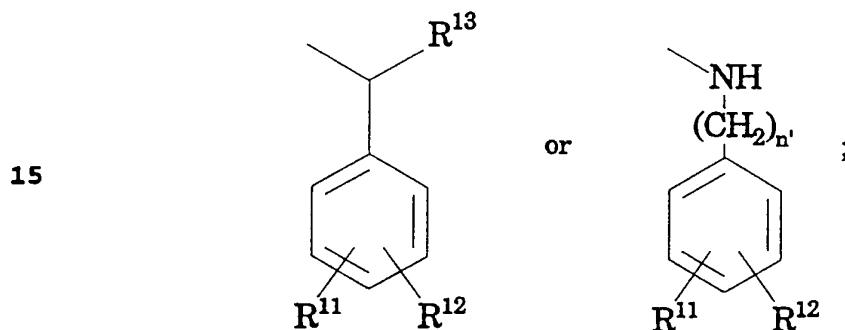


R^9 is alkylene, aryl, alkylaryl, alkylcycloalkyl,

35



10 R^{10} is cycloalkyl, CF_3 , CH_3 ,

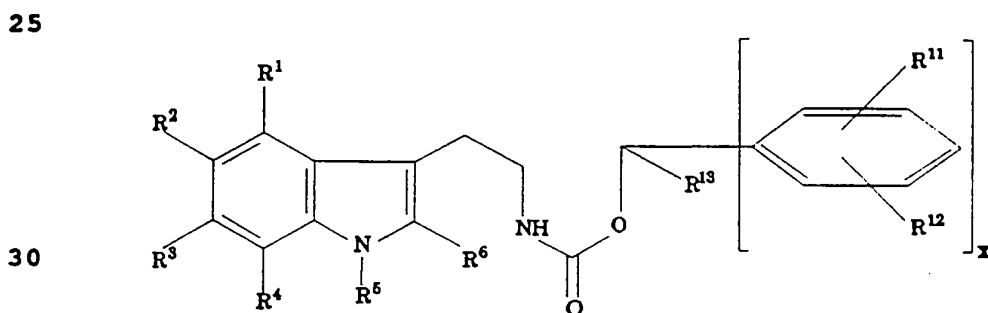


20 n' is 0 to 2;

R^{11} and R^{12} are hydrogen; and

R^{15} is hydrogen, halogen, hydroxy, alkoxy or alkylaryl.

Preferred compounds of the present invention are those of the formula:



35

wherein:

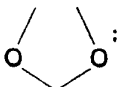
R¹, R², R³ and R⁴ are independently hydrogen, halogen
5 hydroxy or alkoxy;

R⁵ is hydrogen;

R⁶ is hydrogen or halogen;

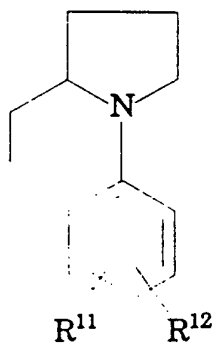
x is 0 or 1;

R¹¹ and R¹² are independently hydrogen, -NO₂, alkoxy,
10 CF₃, alkyl, halogen or R¹¹ taken together with R¹²

is  and

R¹³ is hydrogen, thioalkyl, alkylcycloalkyl or

15



20

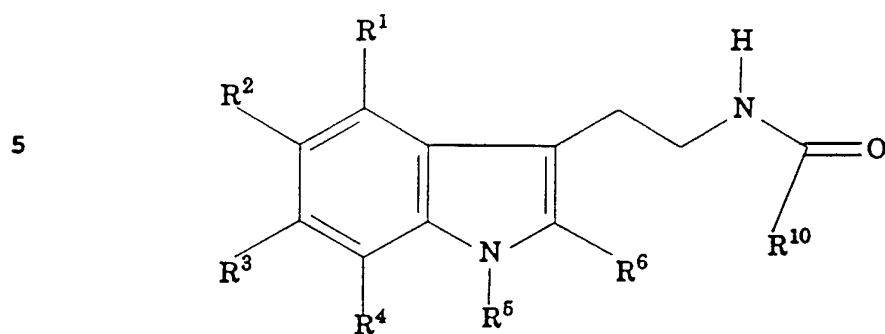
with the proviso that if R⁶ is hydrogen, R¹³ is not
25 hydrogen.

25

Further preferred compounds of the present
invention are those of the formula

30

35

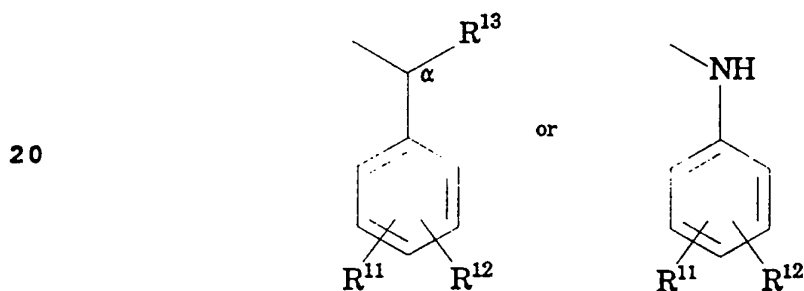


wherein R^1 , R^2 , R^3 and R^4 are independently hydrogen or alkoxy;

R^5 is hydrogen;

R^6 is hydrogen;

15 R^{10} is



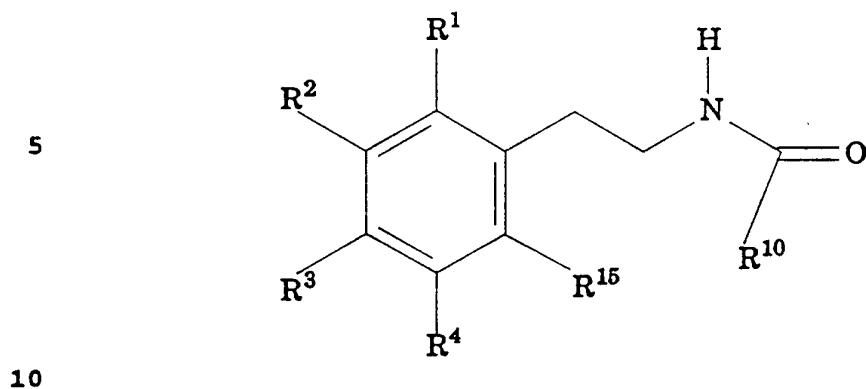
R^{11} and R^{12} are hydrogen; and

R^{13} is alkoxy or hydroxy; the carbon site at position α is a chiral center, and may be S or R.

Still further preferred compounds of the present invention are those of the formula

30

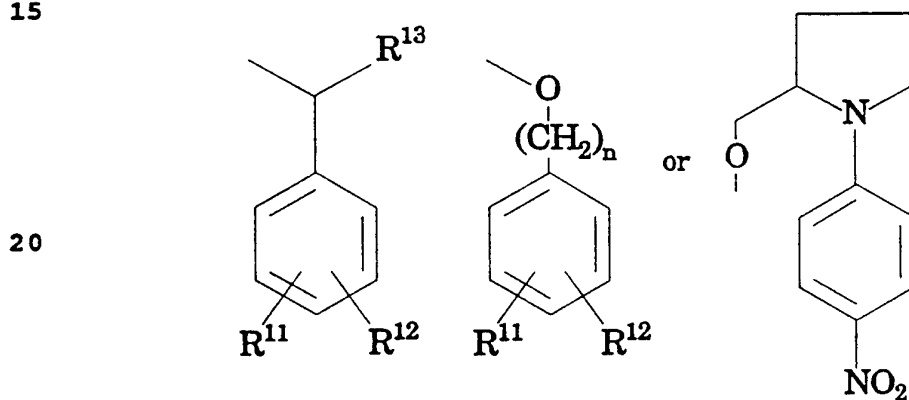
35



wherein R^1 , R^2 , R^3 and R^4 are independently hydrogen or halogen,

and R^{10} is alkoxycycloalkyl,

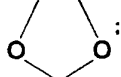
15



25

n is 0 or 1

R^{11} and R^{12} are independently hydrogen, halogen, alkyl,

CF_3 , NO_2 or R^{11} taken together with R^{12} is  and,

30

R^{13} is hydrogen; and

R^{15} is hydrogen.

Specifically preferred are the following compounds:

35 N-(p-Methoxybenzyloxycarbonyl)tryptamine;

N-(Benzyloxycarbonyl)-5-methoxytryptamine;

- N-(p-methoxybenzyloxycarbonyl)-5-methoxytryptamine;
6-methoxy-1-methyl-1,2,3,4-tetrahydro- β -carboline;
1-phenyl-1,2,3,4-tetrahydro- β -carboline;
5 2-acetyl-1,2,3,4-tetrahydro- β -carboline;
N-(Benzyloxycarbonyl)-2-phenylethylamine;
N-(Benzyloxycarbonyl)-5-hydroxytryptamine;
N-(Benzyloxycarbonyl)-5-fluorotryptamine;
N-(2-phenylethyl)-phenylacetamide;
10 3-(5-tetrazolyl) indole;
1-benzyl-3-(1-benzyl-5-tetrazolyl) indole;
1-benzyl-3-(2-benzyl-5-tetrazolyl) indole;
1-benzyl-3-(5-tetrazolyl) indole;
1-benzyl-3-[5-2-methyl-1,3,4-oxadiazolyl) indole;
15 N-(Benzyloxycarbonyl)-6-fluorotryptamine;
N-(p-methoxybenzyloxycarbonyl)-5-fluorotryptamine;
N-(4-Fluorobenzyloxycarbonyl)-5-fluorotryptamine;
1-acetyl-3-[5-2-methyl-1,3,4 oxadiazolyl) indole;
6-Benzyloxy-1-phenyl-1,2,3,4-carboline;
20 N-(Benzyloxycarbonyl)-5-chlorotryptamine;
N-(2-p-Fluorophenylethyl) phenylacetamide;
N-(2-m-Fluorophenylethyl) phenylacetamide;
N-(Benzyloxycarbonyl)-2-(m-fluorophenyl) ethylamine;
N-Benzyloxycarbonyl-2-(p-fluorophenyl) ethylamine;
25 N-(p-Fluorobenzyloxycarbonyl)-2-(m-fluorophenyl)-
ethylamine;
N-(p-Fluorobenzyloxycarbonyl)-2-(p-fluorophenyl)-
ethylamine;
N-(p-Trifluoromethylbenzyloxycarbonyl)-2-(p-
30 fluorophenyl) ethylamine;
N-(p-Trifluoromethylbenzyloxycarbonyl)-2-m-
fluorophenyl) ethylamine;
N-(p-Chlorobenzyloxycarbonyl) tryptamine;
N-(p-Methylbenzyloxycarbonyl) tryptamine;
35 N-(p-Chlorobenzyloxycarbonyl)-2-(p-fluorophenyl)-
ethylamine;

- N-(p-Methylbenzyloxycarbonyl)-2-(p-fluorophenyl)-
ethylamine;
- 5 N-(3,4-Dimethylbenzyloxycarbonyl)-2-(p-fluorophenyl)-
ethylamine;
- N-(p-Isopropylbenzyloxycarbonyl)tryptamine;
- N-(3,4-Dimethylbenzyloxycarbonyl)tryptamine;
- N-(p-Trifluoromethylbenzyloxycarbonyl)tryptamine;
- N-(p-Nitrobenzyloxycarbonyl)-5-fluorotryptamine;
- 10 N-(3,4-methylenedioxybenzyloxycarbonyl)tryptamine;
- N-(3,4-Methylenedioxybenzyloxycarbonyl)-2-(p-
fluorophenyl)ethylamine;
- N-[(S)- α -Methylbenzyloxycarbonyl]tryptamine;
- N-(p-Isopropylbenzyloxycarbonyl)-2-(p-fluorophenyl)-
15 ethylamine;
- N-Cyclopropanemethyloxycarbonyl)-5-methoxytryptamine;
- N[(R)- α -methylbenzyloxycarbonyl]-tryptamine;
- 2-Bromo-N-(Benzyloxycarbonyl)tryptamine;
- N-[(S)-(-)-1,4(nitrophenyl)-2-pyrrolidine-
20 methyloxycarbonyl]tryptamine;
- p-Fluorophenyl-N-[(S)-(-)-1,4(nitrophenyl)-2-
pyrrolidinemethyloxycarbonyl]ethylamine;
- N-(Cyclohexylmethyloxycarbonyl)-4-fluorophenyl-
ethylamine;
- 25 N-Cyclopentylmethyloxycarbonyl-5-fluorotryptamine;
- N-Cyclobutylmethyloxycarbonyl-5-fluorotryptamine;
- 2-formamido-5-methoxy- β -acetamidopropiophenone;
- N-(Benzenesulfonyl)tryptamine;
- N-(1-(R)-Methoxy-1-phenylacetyl)tryptamine;
- 30 N-(1-(S)-Methoxy-1-phenylacetyl)tryptamine;
- N-Cyclopropylmethyloxycarbonyltryptamine;
- 2-Bromo-N-cyclopropylmethyloxycarbonyltryptamine;
- 2-Bromo-5-fluoro-N-benzyloxycarbonyltryptamine;
- N-[2-(m-fluoro)phenylethyl]-p-trifluoro-methylphenyl
35 acetamide;
- 2-benzyltryptamine;

- N-[(S)-mandeloyl]tryptamine;
N-[(R)-mandeloyl]tryptamine;
N-(m-Fluorophenylethyl)-4-fluorophenylacetamide;
5 N-(p-fluorophenylethyl)-4-fluorophenylacetamide;
2-benzyl-5-methoxytryptamine;
1-[5-Fluoro-3-(2'-ethyl)indolyl]-3-benzylurea;
Di-[N-(methylenecarbonyl)-tryptamine]-1,4-cis-
cyclohexane; and
10 di-[N-(methylenecarbonyl)-tryptamine]-N-octane.

Another embodiment of the invention is directed to compositions comprising a compound of formulas I or II for indications including (but not limited to): 1. chronobiological-based disorders (e.g., jet lag,
15 delayed sleep syndrome, shift-work, seasonal affective disorder); 2. central nervous system and psychiatric disorders (e.g., sleep disorders, epilepsy and other convulsive disorders, anxiety, psychiatric diseases, neurodegenerative diseases, fever); 3. endocrine
20 indications (e.g., contraception and infertility, precocious puberty, premenstrual syndrome, hyperprolactinemia, growth hormone deficiency); 4. cancer and other proliferative diseases; 5. immune system disorders and conditions associated with
25 senescence; 6. ophthalmological diseases; and 7. animal breeding (e.g., regulation of fertility, puberty, pelage color).

Another embodiment of the present invention is
30 directed to a method of treating the above described indications by administering a therapeutically effective amount of one or more of the novel compounds of formulas I or II to a subject suffering from such indication and also for enhancing the actions of other
35 hypnotics, sedatives or anxiolytics.

Preferred is the method of inducing sedation with a therapeutically effective amount of one or more of the compounds of the present invention to a subject
5 requiring sedation, or who may benefit from sedation (e.g., prior to surgery or invasive medical procedures, or one who is suffering from stress).

Another preferred embodiment of the present invention comprises a method of treating various sleep
10 disorders by administering a therapeutically effective amount of one or more of the compounds of the present invention to a subject suffering from one or more of such disorders, including insomnia.

Another preferred embodiment of the present
15 invention comprises a method of treating disorders of chronobiology, such as sleep cycle disturbances and anxiety resulting therefrom, including jet lag, work-shift changes and time zone changes.

Another preferred embodiment of the present
20 invention comprises a method of treating various psychological or psychiatric conditions relating to anxiety or depression.

Brief Description of the Drawings

25 Fig. 1 is a bar graph showing the effect of various intraperitoneal dosages of melatonin on the duration of hexobarbital-induced sleep in mice.

Fig. 2 is a bar graph showing the effect of various intraperitoneal dosages of N-(benzyl-
30 oxycarbonyl)-5-fluoro tryptamine, the composition of IP-100-9, on the duration of hexobarbital-induced sleep in mice.

Fig. 3 is a bar graph showing the effect of various orally administered dosages of melatonin on
35 the duration of hexobarbital-induced sleep in mice.

Fig. 4 is a bar graph showing the effect of various orally administered dosages of N-(benzyloxycarbonyl)-5-fluoro tryptamine, the composition of IP-100-9, on the duration of hexobarbital-induced sleep in mice.

Fig. 5 is a bar graph showing the effect of various melatonin dosages upon the ability of a mouse to remain upon a rotating rod.

Fig. 6 is a bar graph showing the effect of various dosages of N-(benzyloxycarbonyl)-5-fluoro tryptamine, the composition of IP-100-9, upon the ability of a mouse to remain upon a rotating rod.

Description of the Invention

As used herein and in the claims, the term "alkyl" means straight or branched hydrocarbon chain having 1 to 20 carbon atoms and includes, for example, methyl, ethyl, propyl, isopropyl, butyl, isobutyl, secondary butyl, tertiary butyl, pentyl, isopentyl, neopentyl, hexyl, heptyl, octyl, 2-ethylhexyl, 1,1,3,3-tetramethylbutyl, nonyl, decyl, dodecyl, tetradecyl, hexadecyl, octadecyl and eicosyl.

As used herein and in the claims, the term "alkoxy" means straight or branched chain alkyl attached by an oxygen molecule, having 1 to 10 carbon atoms, and includes, for example, methoxy, ethoxy, propoxy, isopropoxy, butoxy, isobutoxy, secondary butoxy, tertiary butoxy, pentyloxy, isopentyloxy, hexyloxy, heptyloxy, octyloxy, nonyloxy and decyloxy.

As used herein and in the claims, the term "alkylcycloalkyl" means a C₃ to C₁₀ saturated hydrocarbon ring with an alkylene substituent of C₁ to C₆ linear or branched carbon atoms and includes methylenecyclopropyl, methylenecyclobutyl, methylenecyclopentyl, etc. The term "alkylene,

refers to linear or branched chain alkylene groups having 1 to 10 carbon atoms and includes for example, the groups methylene, dimethylmethylene, ethylene 2,2-
5 dimethylpropylene, 2-dimethylbutylene and the like and includes benzyl, 2-phenylethylene, 3-phenyl-2,2--
dimethylpropylene, etc.

As used herein and in the claims, the term "halogen" means fluorine, chlorine, bromine and
10 iodine.

As used herein and in the claims, the phrase "therapeutically effective amount" means that amount of novel compounds or compositions of the present invention necessary to administer to a host to achieve
15 the desired results for the indications including (but not limited to): 1. chronobiological-based disorders (e.g., jet lag, delayed sleep syndrome, shift-work, seasonal affective disorder); 2. central nervous system and psychiatric disorders (e.g., sleep
20 disorders, epilepsy and other convulsive disorders, anxiety, psychiatric diseases, neurodegenerative diseases, fever); 3. endocrine indications (e.g., contraception and infertility, precocious puberty, premenstrual syndrome, hyperprolactinemia, growth
25 hormone deficiency); 4. cancer and other proliferative diseases; 5. immune system disorders and conditions associated with senescence; 6. ophthalmological diseases; 7. animal breeding (e.g., regulation of fertility, puberty, pelage color), or to achieve the
30 desired enhanced actions of other known pharmaceutical compositions, such as hypnotics, sedatives or antidepressants.

SYNTHESIS

35 The compounds of formulas I and II provided by the present invention can be prepared by methods

generally known to those skilled in the art or by novel methods described herein.

Pharmaceutically suitable salts of the compounds
5 of the invention can be prepared by reacting the free acid or base forms of these compounds with a stoichiometric amount of the appropriate base or acid in water or in an organic solvent, or in a mixture of the two; generally, nonaqueous media like ether, ethyl
10 acetate, ethanol, isopropanol, or acetonitrile are preferred. Lists of suitable salts are found in Remington's Pharmaceutical Sciences, 17th ed., Mack Publishing Company, Easton, PA, 1985, p. 1418, the disclosure of which is hereby incorporated by
15 reference in its entirety.

Preparation of the novel compounds of the invention will be illustrated by the following non-limitative specific examples.

20 **N-(p-Methoxybenzyloxycarbonyl)tryptamine**

To a suspension of 0.70 g (4.7 mmol) of tryptamine in 2.5 mL of deionized water and 0.65 mL (4.7 mmol) of triethylamine in a round bottom flask, equipped with an argon inlet, was added 1.45 g (4.7 mmol) of 2-(4-
25 methoxybenzyloxycarbonyloxyimino)-2-phenylacetonitrile (Moz-ON, Aldrich) in 5 mL of dioxane. During the first 5-10 minutes of stirring, the mixture became clear. This mixture was stirred for an additional 6 hours and diluted with 150 mL of saturated sodium
30 chloride solution and extracted with 2X50 mL of ethyl acetate. The organic extracts were dried over anhydrous sodium sulfate and concentrated in vacuo. The residue was purified by flash chromatography using hexane:ethyl acetate (1:1) as an eluent to yield (81%)
35 N-(p-Methoxybenzyloxycarbonyl)tryptamine as white solid, mp. 108-109°C.

- 23 -

¹H NMR (CDCl₃) δ7.7-6.8 (m, 9H), 5.1(s, 2H), 3.8(s, 3H), 3.5(q, 2H), 2.9(t, 2H).

IR (KBr) 3400-3260, 1620, 1510, 1420, 1230 Cm⁻¹.

5 Analysis calculated for C₁₉H₂₀N₂O₃: C, 70.35; H, 6.21; N, 8.63

Found: C, 70.45; H, 6.36; N, 8.61

10 **N-(p-Methoxybenzyloxycarbonyl)tryptamine hydrochloride**

To a solution of 2 g of N-(p-methoxybenzyloxycarbonyl)tryptamine in 100 mL of ethyl acetate, 20 mL of saturated ethereal solution of HCl
15 gas was added. The solvent was evaporated and the residue was dried in a vacuum desiccator which resulted in 2.08 g of N-(p-methoxybenzyloxycarbonyl)tryptamine hydrochloride as a tan solid.

20 ¹H NMR (Acetone-d₆) δ7.8-6.9 (m, 9H), 5.1 (s, 2H), 3.8 (s, 3H), 3.5 (q, 2H), 3.0 (t, 2H).

IR (KBr) 3400, 3310, 2900, 1690, 1600, 1540, 1510, 1450, 1250 Cm⁻¹

25

N-(Benzyloxycarbonyl)-5-fluorotryptamine

To a stirred solution of 0.83 g (4-6 mmol) of 5-fluorotryptamine and 0.48 g (0.55 mL, 5 mmol) of n-
30 methylmorpholine in 10 mL of DMF at 0°C was added dropwise 0.72 mL (5 mmol) of benzylchloroformate. The reaction mixture was allowed to stir at 0°C under argon. After 1.5 hours of stirring, the reaction mixture was diluted with water and extracted with
35 ethyl acetate. The organic extracts were washed with saturated sodium chloride, dried over anhydrous Na₂SO₄,

- 24 -

and concentrated under vacuum. The resulting residue was purified by flash chromatography using hexane:ethyl acetate (2:1) as an eluent to yield 1g
5 (68%) of N-(Benzyloxycarbonyl)-5-fluorotryptamine as a white solid. mp 104-105°C.

^1H NMR (CDCl_3) δ 7.4 (s, 5H), 7.39-6.85 (m, 4H), 5.15 (s, 2H), 3.5 (q, 2H), 2.9 (t, 2H).

10 IR (KBr) 3500-3100, 1690, 1510, 1480, 1450, 1250 Cm^{-1} .
Analysis calculated for $\text{C}_{18}\text{H}_{17}\text{FN}_2\text{O}_2$: C, 69.22; H, 5.49; N, 8.99; F, 6.08

Found: C, 69.19; H, 5.57; N, 8.95; F, 6.21.

15 N-(Benzyloxycarbonyl)-6-fluorotryptamine

To a stirred solution of 2.0 g (11.2 mmol) of 6-fluorotryptamine and 1.2 mL (11.2 mmol) of n-methylmorpholine in 20 mL of DMF at 0°C was added
20 dropwise 1.6 mL (11.2 mmol) of benzylchloroformate. The reaction mixture was stirred, at 0°C under argon, for 1.5 hours. Thereafter, the reaction mixture was diluted with water and extracted with ethyl acetate. The ethyl acetate extracts were washed with saturated
25 sodium chloride, dried over anhydrous Na_2SO_4 , and concentrated under vacuum. The resulting residue was purified by flash chromatography using hexane:ethyl acetate (2:1) as an eluent to result in 2.5 g (71%) of
N-(Benzyloxycarbonyl)-6-fluorotryptamine as a white
30 solid. mp 72-74°C.

^1H NMR (CDCl_3) δ 7.4 (s, 5H), 7.6-6.8 (m, 4H), 5.2 (s, 2H), 3.5 (q, 2H), 2.9 (t, 2H).

IR (KBr) 3500-3200, 1700, 1510, 1480, 1450, 1250 Cm^{-1} .
35 Analysis calculated for $\text{C}_{18}\text{H}_{17}\text{FN}_2\text{O}_2$: C, 69.22; H, 5.49; N, 8.99; F, 6.08

- 25 -

Found: C, 69.29; H, 5.25; N, 8.74; F, 5.86.

N-(p-Methoxybenzyloxycarbonyl)-5-fluorotryptamine

5 To a stirred suspension 1.4 g (7.8 mmol) of 5-fluorotryptamine in 5 mL of water and 1.1 mL (7.8 mmol) of triethylamine was added 2.5 g (7.8 mmol) of 2-(4-methoxybenzyloxycarbonyloxyimino)-2-phenylacetonitrile (MOZ-ON) and 10 mL of dioxane. The
10 reaction mixture was stirred at room temperature for 1 hour under argon, diluted with water, and extracted with ethyl acetate. The organic extracts were washed with saturated sodium chloride, dried over anhydrous Na₂SO₄, and concentrated under vacuum. The residue was
15 purified by flash chromatography, over silica gel, using hexane:ethyl acetate (2:1 and later 1:1) as eluents to provide 1.7 g (63%) of N-(p--methoxybenzyloxycarbonyl)-5-fluorotryptamine as an off-white solid. mp 118-119°C.

20

¹H NMR (CDCl₃) δ7.5-6.8 (m, 8H), 5.15 (s, 2H), 3.8 (s, 3H), 3.5 (q, 2H), 2.9 (t, 2H).

IR (KBr) 3380, 3300) 1680, 1530, 1440, 1270 Cm⁻¹.

Analysis calculated for C₁₉H₁₉FN₂O₃: C, 66.65; H, 5.59;

25 N, 8.18

Found: C, 66.92; H, 5.69; N, 8.11.

N-Benzoyloxycarbonyl-2-(para-fluorophenyl)ethylamine

Benzylchloroformate (12.2 g, 72 mmol) was added
30 dropwise to a stirred solution, at 0°C, of 4-fluorophenylethyl amine (9.42 g, 72 mmol) in 50 mL of DMF. The mixture was stirred for an additional 3 hours at the same temperature. The reaction was quenched with water and extracted with 3X100 mL of
35 ethyl acetate. The combined ethyl acetate extracts were washed with 2X100 mL of 5% HCl, water and dried

- 26 -

over Na_2SO_4 . Evaporation of the solvent resulted in a yellowish solid which was purified by recrystallization from ethyl acetate-hexane to furnish
5 8.6 g (46% yield) of N-Benzylloxycarbonyl-2-(para-fluorophenyl)ethylamine. mp 51-52°C.

^1H NMR (CDCl_3): δ 7.4 (s, 5H), 7.2 (m, 4H), 5.2 (s, 2H), 4.9 (br s, 1H), 3.4 (q, 2H), 2.8 (t, 2H).

10 Analysis calculated for $\text{C}_{16}\text{H}_{16}\text{FNO}_2$: C, 70.33; H, 5.90; N, 5.13

Found: C, 70.23; H, 5.93; N, 5.14.

N-(para-Trifluoromethylbenzyloxycarbonyl)tryptamine

15 A solution of 1,1'-carbonyldiimidazole (2.03 g, 12.5 mmol), p-trifluoromethylbenzyl alcohol (2.2 g, 12.5 mmol) and THF (100 mL) was stirred for 2 hours. The reaction was monitored by TLC (silica gel, hexane:ethylacetate; 2:1) to examine the complete
20 disappearance of p-trifluoromethylbenzyl alcohol. To this solution, 2.0 g (12.5 mmol) of tryptamine was added and the mixture was stirred overnight. The reaction contents were diluted with methylene chloride (100 mL). The organic layer was washed with 5% 3X100
25 mL of HCl, water (3X100 mL) and dried over anhydrous MgSO_4 . Upon evaporation of the solvent, under vacuum, crude N-(para-Trifluoromethylbenzyloxycarbonyl)tryptamine was
30 obtained as a solid which was crystallized from ether-hexane mixture (2.6 g, 57% yield). mp 92-94°C.

^1H NMR (CDCl_3): δ 8.3 (br s, 1H), 7.5 (m, 9H), 5.2 (s, 2H), 3.5 (q, 2H), 2.9 (t, 2H).

35 Analysis calculated for $\text{C}_{19}\text{H}_{17}\text{F}_3\text{N}_2\text{O}_2$: C, 62.98; H, 4.73; N, 7.73

Found: C, 62.93; H, 4.74; N, 7.68

N-(para-Nitrobenzyloxycarbonyl)-5-fluorotryptamine

To a stirred solution of 3.0 g (18.5 mmol) of 5-fluorotryptamine and 2.06 g (20.4 mmol) of n-methylmorpholine in 100 mL of methylene chloride at 0°C was added dropwise a solution of 4.31 g (20.4 mmol) of p-nitrobenzylchloroformate in 20 mL of methylene chloride. The reaction mixture was stirred at 0°C under argon, for 1.5 hours and then overnight at room temperature. The reaction mixture was filtered to remove the morpholine hydrochloride salt. The methylene chloride solution was washed with 5X100 mL 5% HCl and 3X100 mL water, dried over anhydrous Na₂SO₄. After the removal of the solvent under vacuum, a yellow solid was obtained which was crystallized from hot toluene (3.5 g, 53% yield). mp 93-94°C.

¹H NMR (CDCl₃) δ 8.3 (d, 2H), 7.8-6.9 (m, 7H), 5.2 (s, 2H), 3.3 (q, 2H), 2.9 (t, 2H).

IR (KBr) 3380, 3300, 2890, 2820, 1700, 1520, 1480, 1450, 1330, 1250 cm⁻¹.

Analysis calculated for C₁₈H₁₅FN₃O₄: C, 60.67; H, 4.24; N, 11.79

Found: C) 60.58; H, 4.60; N, 11.69.

25

N-(Cyclohexylmethyloxycarbonyl)-4-fluorophenylethyl amine

A solution of 4.87 g (30 mmol) of carbonyldiimidazole and 3.43 g (30 mmol) of cyclohexylmethanol was stirred, under nitrogen and at room temperature, for 2-4 hours or the time until the TLC (silica gel; hexane-ethylacetate, 4:1) analysis indicated a complete disappearance of cyclohexylmethanol in the mixture. To this reaction mixture, a solution of 4-fluorophenylethyl amine (4.18 g, 30 mmol) in methylene chloride (5 mL) was added and stirred overnight. The

TLC analysis indicated a complete disappearance of 4-fluorophenylethyl amine. The reaction mixture was extracted with 4X50 mL of methylene chloride. The combined extracts were washed with 5% HCl (2X50 mL), water, dried over MgSO₄, and concentrated under vacuum. The solid was crystallized from hexane to furnish 5.0 g of N-(Cyclohexylmethyloxycarbonyl)-4-fluorophenylethyl amine (59% yield). mp 44-45°C.

10

¹H NMR (CDCl₃) δ 7.18 (m, 4H), 5.0 (t, 1H), 3.95 (d, 2H), 3.45 (q, 2H), 2.87 (t, 2H), 1.68 (d, 5H), 1.21 (m, 6H).

IR (KBr) 3320, 2910, 2850, 1685, 1540, 1510, 1255, 1220, 1160, 860 Cm⁻¹.

15

Analysis calculated for C₁₆H₂₂FNO₂: C, 68.79; H, 7.94; N, 5.01

Found: C, 68.85; H, 7.93; N, 5.02.

20 **2-Bromo-N-cyclopropylmethyloxycarbonyltryptamine**
2-Bromo-N-cyclopropylmethyloxycarbonyltryptamine was prepared in two steps:

Step 1: Preparation of N-
25 **cyclopropylmethyloxycarbonyltryptamine:**

A solution of 11.7 g (69.3 mmol) of carbonyldiimidazole and 5.0 g (69.3 mmol) of cyclopropylmethanol in 150 mL of THF was stirred, under nitrogen and later at room temperature for 4-5 hours or the time until the TLC (silica gel; hexane-ethylacetate, 4:1) analysis indicated a complete disappearance of cyclopropylmethanol in the mixture. To this reaction mixture, a solution of tryptamine (11.12 g, 69.3 mmol) in THF (5 mL) was added and stirred overnight. The TLC analysis indicated a

35

complete disappearance of tryptamine. The solvent was removed and the residue was redissolved in methylene chloride (450 mL), washed with 5% HCl (4X100 mL),
5 water, dried over MgSO₄, filtered. The filtrate was swirled with 50 g of silica gel, filtered and concentrated under vacuum. The solid was crystallized from hexane-methylene chloride to furnish
10 13.6 g of N-cyclopropylmethyloxycarbonyltryptamine (75% yield). mp 88-90°C.

¹H NMR (CDCl₃) δ 8.4 (br s, 1H), 7.8-7.0 (m, 5H), 4.9 (br s, 1H), 3.9 (d, 2H), 3.6 (q, 2H), 3.0 (t, 2H), 1.1 (m, 1H), 0.5 (m, 2H), 0.3 (m, 2H).
15 IR (KBr) 3300, 1660, 1540, 1460, 1250, 1145, 1025, 740 Cm⁻¹. Analysis calculated for C₁₅H₁₈N₂O₂: C, 69.7; H, 6.97; N, 10.84

Found: C, 69.83; H, 7.02; N, 10.83.

20

Step 2: 2- Bromo-N-cyclopropylmethyloxy-carbonyltryptamine

To a cold (-10°C) solution of 5.5 g (21 mmol) of N-cyclopropylmethyloxy-carbonyltryptamine in 10 mL of
25 glacial acetic acid, under nitrogen, 3.8 g (21 mmol) of N-bromosuccinimide was added in one lot. The mixture was stirred at -10°C for 1.5 hours. The reaction was quenched with 200 mL of water and
30 extracted with 3X100 mL of methylene chloride. The methylene chloride extracts were washed with 2X100 mL water, saturated NaCl solution, and dried over anhydrous magnesium sulfate. The solvent was removed under vacuum to furnish 6.3 g of a crude mixture which
35 showed several spots on the TLC plate (silica gel plate eluted in hexane-ethyl acetate, 1:1 mixture).

Repeated column chromatography over silica gel and elution with hexane-ethyl acetate (1:1) resulted 0.3 g of the pure product. mp 124-126°C.

5

¹H NMR (CDCl₃ - 90 MHz) δ 8.5 (br s, 1H), 7.8 (s, 1H), 7.3 (s, 2H), 7.1 (s, 1H), 4.8 (br s, 1H), 3.9 (d, 2H), 3.5 (m, 2H), 2.9 (t, 2H), 1.1 (m, 1H), 0.5 (m, 2H), 0.3 (m, 2H)

10

IR (Neat): 3300, 1660, 1540, 1460, 1450, 1280, 1260, 1140, 970, 880 Cm⁻¹

Analysis calculated for C₁₅H₁₇BrN₂O₂: C, 53.43; H, 5.08; N, 8.31; Br, 23.70

15

Found: C, 53.64; H, 5.10; N, 8.28; Br, 23.54

The Synthesis of N-[(R & S)-mandeloyl] tryptamine:

The general procedure for making amide from mandelic acid and tryptamine was not successful. A novel method for the synthesis of such amides was developed. This method consists of the following two steps. In the first step, an activated ester of mandelic acid and 3-hydroxy-1,2,3-benzotriazin-4(3H)-one (HO-Dhbt, available from Aldrich Chemical Co.) was made. In the second step, the activated ester was reacted with the tryptamine to result in the required N-[(R & S)-mandeloyl]tryptamine.

30 Activated Ester of (R & S)-mandelic acid and HO-Dhbt:

Mandelic acid (2.0 g, 13.14 mmol) was dissolved in 50 mL of THF in a round bottom flask and the solution was cooled down to -15°C. Dicyclohexylcarbodiimide (DCC, 35 2.71g, 13.14 mmol) was added to the flask and the reaction was stirred for 5 minutes at -15°C. Solid

HO-Dhbt (2.14 g, 13.14 mmol) was added to the reaction flask and the contents were stirred at -10°C for 30 minutes and at 0°C for 4 hours. After standing
5 overnight at 0°C, the solid precipitates of dicyclo-
urea were removed by filtration. After the removal of the solvent, the oil was crystallized from hexane-
ether. The analyses for the activated esters were as follows:

10

Activated ester of HO-Dhbt	mp, °C	Rf, TLC
R-Mandelic acid	125-127	0.88 (EtOAc-MeOH; 7:3)
S-Mandelic acid	127-129	0.5 (EtOAc-MeOH; 1:1)

15

N-[(R & S)-mandeloyl]tryptamine:

During stirring, tryptamine (1.07 g, 6.7 mmol) was added to the above HO-Dhbt-ester of the mandelic acid
20 which was dissolved in THF (25 mL). The reaction
contents were stirred, under nitrogen, at room
temperature for 3 hours. The solvent was evaporated
under vacuum and the resulting light brown solid was
dissolved in dichloromethane. The dichloromethane
25 solution was successively washed with 1X100 mL of 5%
HCl, 1X100 mL of 5% sodium bicarbonate solution, 2X100
mL of deionized water, 1X100 mL of saturated sodium
chloride solution, and dried over anhydrous magnesium
sulfate. The solid, obtained after the evaporation of
30 solvent, was crystallized from ethyl acetate-hexane
mixture. The analyses for the N-[(R & S)-
mandeloyl]tryptamine were as follows:

35

N-[mandeloyl]- tryptamine	mp, °C	Rf, TLC	Elemental Analysis					
			Calcd		Found			
			C	H	N	N		
N-[(R)-mandeloyl]- tryptamine	142-143	0.5 (EtOAc- MeOH;1:1)	73.45	6.16	9.52	73.31	6.31	9.51
N-[(S)-mandeloyl]- tryptamine	141-143	0.55 (EtOAc- MeOH;1:1)	73.45	6.16	9.52	73.54	6.18	9.44

The ¹H NMR for both N-[(R & S)-mandeloyl]tryptamine were consistent with the structures.

By adjusting the synthetic parameters described above, a variety of novel substituted compounds of the present invention, having therapeutic properties, may be obtained.

Examples of compounds to which the present invention is directed are represented below in Tables I-V. As demonstrated by the data provided in these Tables, for example, the compounds of the present invention possess unexpectedly high degrees of activity.

All compounds included in the following table were tested in the hexobarbital-induced loss of righting reflex assay, a screen for sedative activity. Male Swiss Webster mice, 20-30 g, were injected intraperitoneally (10 ml/kg) with either vehicle (5% dimethylformamide, 10% polyoxyethylene-sorbital monooleate [Tween 80], water) or 3, 10, 30 or 100 mg/kg test compound in vehicle. Ten mice were used for each group. Ten minutes later the mice received 120 mg/kg hexobarbital (in 10% Tween/water, 10 ml/kg i.p.). Once the righting reflex was lost, animals were placed on their backs on "Thermal Barrier" pads (24-25°C, Vetco). Upon recovery of the righting reflex, the duration of time since hexobarbital administration was recorded. Dose groups were compared using a one-way analysis of variance (SigmaStat™ statistical software). If significance was reached ($p \leq 0.05$), the Student-Newman-Keuls test was applied to determine which groups were significantly different from the vehicle control group. In the tables, the lowest dose that was significantly different from the control is indicated as the activity of the compound. Compounds that did not increase hexobarbital-sleep time at doses up to

100 mg/kg are noted with "-" in the activity column. Some of the compounds exhibited toxicity, and this is noted by an asterisk in the activity column. Toxicity
5 was defined as more than one death per dose group, and additional deaths in higher dose groups.

10

15

20

25

30

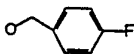
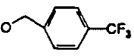
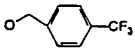
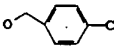
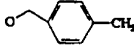
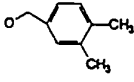
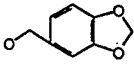
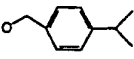
35

Table 1

IP Number	R ²	R ¹⁴	R ⁸	Activity
100-4	OCH ₃	CH ₃	H	" - "
100-5	H		H	10*
100-6	H		COCH ₃	100
100-20			H	100*

Phenylethylamine Derivative Table 2

IP #	R ²	R ³	R ¹⁰	Activity, mg/kg
IP-100--7	H	H		30
IP-100-10	H	H		100
IP-100-22	H	F		10*
IP-100-23	F	H		3*
IP-100-24	F	H		30
IP-100-25	H	F		10
IP-100-26	F	H		30

IP-100-27	H	F		10*
IP-100-28	H	F		3
IP-100-29	F	H		10
IP-100-32	H	F		10*
IP-100-33	H	F		30
IP-100-34	H	F		30*
IP-100-40	H	F		3*
IP-100-44	H	F		30

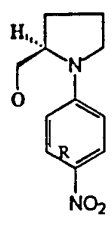
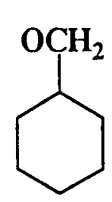
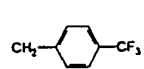
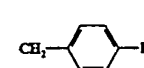
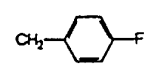
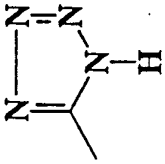
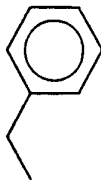
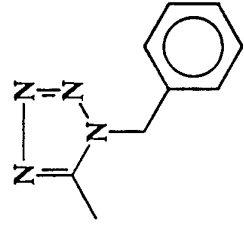
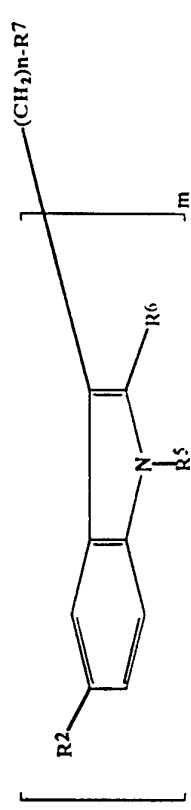
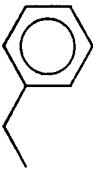
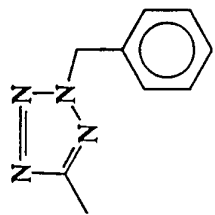
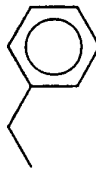
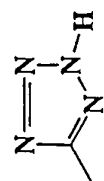
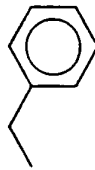
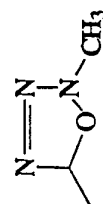
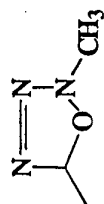



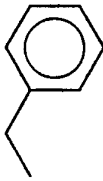
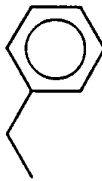


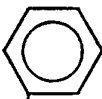
IP-100-49	H	F		100
IP-100-50	H	F		3
IP-100-62	H	F		30*
IP-100-66	F	H		100
IP-100-67	H	F		100

TABLE 3

IP Number	"m"	R ²	R ⁵	R ⁶	(CH ₂) _n -R ⁷	Activity mg/kg
IP-100-11	1	H	H	H		"- "
IP-100-12	1	H		H		"- "



IP-100-13	1	H		H		" - "
IP-100-14	1	H		H		30
IP-100-15	1	H		H		" - "
IP-100-19	1	H	-COCH ₃	H		" - "**
IP-100-53	1	H	H	H		" - "**
IP-100-54	1	H	H	H		100

IP-100-56	1	H	H	H	H	-CH ₂ -CO-NH-SO ₂ - 	100*
IP-100-63	1	H	H	H		-CH ₂ -CH ₂ -NH ₂	30*
IP-100-68	1	OCH ₃	H	H		-CH ₂ -CH ₂ -NH ₂	3*
IP-100-69	1	F	H	H	H	-CH ₂ -CH ₂ -NH-CO-NH-CH ₂ - 	" - "
IP-100-70	2	H	H	H	H	-NH-CO-O-CH ₂ -  -CH ₂ -O-CO-NH	" - "
IP-100-71	1	H	H	H	H	-CH ₂ -CO-NH- 	30

IP-100-72	2	H	H	H	-NH-CO-O-(CH ₂) _n -O-CO-NH	".."
-----------	---	---	---	---	---	------

YESH/TABLE/TTRAZOL.TBL

TABLE 4

IP #	R ²	R ³	R ⁶	R ⁶	R ¹⁰	Activity, mg/kg
IP-100-41	CH ₃ O	H	H	H		10*
IP-100-42	OCH ₃	H	H	H	Cyc-Pr	10*
IP-100-57	H	H	H	H		30

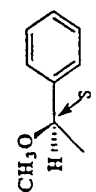


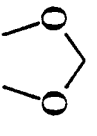
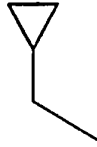
IP-100-58	H	H	H	H		30
IP-100-64	H	H	H	H		100
IP-100-65	H	H	H	H		" - "

Table 5: Tryptamine-CARBAMATE (INDLCARB.TBL)

IP #	R ²	R ³	R ⁵	R ⁶	R ¹³	o	m	p	X	Activity mg/kg
IP-100-1	H	H	H	H	H	H	H	OCH ₃	1	10
IP-100-2	CH ₃ O	H	H	H	H	H	H	H	1	100
IP-100-3	CH ₃ O	H	H	H	H	H	H	OCH ₃	1	100
IP-100-8	HO	H	H	H	H	H	H	H	1	.."
IP-100-9	F	H	H	H	H	H	H	H	1	10
IP-100-16	H	F	H	H	H	H	H	H	1	10
IP-100-17	F	H	H	H	H	H	H	OCH ₃	1	10
IP-100-18	F	H	H	H	H	H	H	F	1	3*
IP-100-21	Cl	H	H	H	H	H	H	H	1	10*
IP-100-30	H	H	H	H	H	H	H	Cl	1	3*

IP-100-31	H	H	H	H	H	H	H	H	H	CH ₃	1	10*
IP-100-35	H	H	H	H	H	H	H	H	H	CH(CH ₃) ₂	1	100
IP-100-36	H	H	H	H	H	H	H	H	CH ₃	CH ₃	1	30
IP-100-37	H	H	H	H	H	H	H	H	H	CF ₃	1	3
IP-100-38	F	H	H	H	H	H	H	H	H	NO ₂	1	3
IP-100-39	H	H	H	H	H	H	H	H	H		1	30
IP-100-43	H	H	H	H	H	H	H	H	H	H	1	10
IP-100-45	OCH ₃	H	H	H	H	H	H	H	H		0	30
IP-100-46	H	H	H	H	H	H	H	H	H	R-CH ₃	1	10*
IP-100-47	H	H	H	H	H	H	H	H	H	H	1	30*

UTILITY

The compounds of the present invention are
5 generally useful in the treatment of indications
including (but not limited to): 1. chronobiological-
based disorders (e.g., jet lag, delayed sleep
syndrome, shift-work, seasonal affective disorder); 2.
central nervous system and psychiatric disorders
10 (e.g., sleep disorders, epilepsy and other convulsive
disorders, anxiety, psychiatric diseases,
neurodegenerative diseases, fever); 3. endocrine
indications (e.g, contraception and infertility,
precocious puberty, premenstrual syndrome,
15 hyperprolactinemia, growth hormone deficiency); 4.
cancer and other proliferative diseases; 5. immune
system disorders and conditions associated with
senescence; 6. ophthalmological diseases; and 7.
animal breeding (e.g., regulation of fertility,
20 puberty, pelage color).

Compounds of the present invention are useful as
sedatives or hypnotics. These activities were
measured using generally accepted techniques known to
those skilled in the art. For instance, the activity
25 of compounds useful as sedatives or hypnotics can be
measured using a barbituate-induced loss of righting
reflex assay (e.g. Hermansen, Acta Pharmacol. Toxicol.
27:453-460, 1969), which is hereby incorporated by
reference in its entirety, and as described below.
30 Another assay which is useful for predicting sedative
activity is the generally accepted Rotarod Assay,
which is described in Watzman et al., Arch. Int.
Pharmacodyn. Ther. 169:362-374, 1967, which is hereby
incorporated by reference in its entirety, and as
35 described below.

Hexobarbital Sleep Assay

A known effect of sedatives and hypnotics is to potentiate the hypnotic effects of a barbiturate, like
5 hexobarbital, in mice. Mice will stay on their backs (loss of righting reflex) when given hexobarbital. Increases in sleep duration (loss of righting reflex) indicate sedative/hypnotic activity. Increases in the
10 length of time the mice remain on their backs predict sleep-inducing compounds.

Various doses of (1) melatonin and (2) IP-100-9 were administered intraperitoneally (Figs. 1 and 3) and orally (Figs. 2 and 4), followed after 10 minutes by intraperitoneal injection of 120 mg/kg
15 hexobarbital. The latency to recovery of righting (i.e. "sleep time") was then measured. When introduced intraperitoneally, the minimum effective dose of melatonin was 30 mg/kg, whereas for IP-100-9 it was 10 mg/kg. Melatonin was much less potent when
20 administered orally. Thus the required oral dosage of melatonin to obtain a significant effect was 100 mg/kg, whereas, in contrast, for IP-100-9, it was again 10 mg/kg.

25 Forced Motor Activity:

Rotarod Assay

Mice were injected intraperitoneally with varying dosages of (1) melatonin or (2) IP-100-9 and were thereafter placed upon a slowly rotating rod (6
30 r.p.m.). The length of time the mice are able to remain upon the rod up to a maximum of 60 seconds is an indication of the sedative effect of these compounds. As shown in Fig. 5, no significant effect was seen with melatonin until a dosage of 225 mg/kg
35 was administered. In contrast, as demonstrated in

Fig. 6, administration of only 30 mg/kg of IP-100-9 was required in order to obtain a significant effect.

The results indicate that compounds of the present invention possess sedative/hypnotic activity.

DOSAGE AND FORMULATION

Compounds of formulae I and II can be administered by any means that produces contact of the active agent with the agent's site of action in the body of a subject. They can be administered by any conventional means available for use in conjunction with pharmaceuticals, either as individual therapeutic agents or in combination with other therapeutic agents. They can be administered alone, but are generally administered with a pharmaceutical carrier selected on the basis of the chosen route of administration and standard pharmaceutical practice. The pharmaceutical compositions of the invention may be adapted for oral, parenteral, rectal, transdermal and nasal administration, and may be in unit dosage form, as well known to those skilled in the pharmaceutical art.

In general, a pharmacologically effective daily dose can be from about 0.01 mg/kg to about 25 mg/kg per day, bearing in mind, or course, that in selecting the appropriate dosage in any specific case, consideration must be given to the subject's weight, general health, metabolism, age and other factors which influence response to the drug.

Preferred embodiment of this invention is the provision of pharmaceutical compositions in dosage unit form which comprise from about 0.5 mg to about 500 mg of a compound of the above formulae.

The active ingredient can be administered orally in solid dosage forms, for example, as tablets, capsules or powders, or in liquid dosage forms, such as aqueous or oily suspensions, disperse powders or granules, emulsions, hard or soft capsules, or syrups or elixirs.

Compositions intended for oral use may be prepared according to any method known to the art for the manufacture of pharmaceutical compositions and such compositions may contain one or more agents selected from the group consisting of sweetening agents, flavoring agents, coloring agents, and preserving agents in order to provide a pharmaceutically elegant and palatable preparation. Tablets contain the active ingredient in admixture with non-toxic pharmaceutically acceptable excipients which are suitable for manufacture of tablets.

These excipients may be, for example, inert diluents, such as calcium carbonate, sodium carbonate, lactose, calcium phosphate, or sodium phosphate; granulating disintegrating agents, e.g., maize starch, or alginic acid; binding agents, such as starch, gelatin, or acacia; and lubricating agents, for example, magnesium stearate, stearic acids or talc. The tablets may be uncoated or they may be coated by known techniques to delay disintegration and adsorption in the gastrointestinal tract. Thereby a sustained action over a longer period can be provided.

Formulations for oral use can also be presented as hard gelatin capsules wherein the active ingredient is mixed with an inert solid diluent, e.g., calcium carbonate, calcium phosphate, or kaolin, or as soft gelatin capsules wherein the active ingredient is mixed with an oil medium, such as arachis oil, liquid paraffin or olive oil.

Aqueous suspensions contain the active compound in admixture with excipients suitable for the manufacture of aqueous suspensions. Such excipients
5 are suspending agents, e.g., sodium carboxymethylcellulose, methylcellulose, hydroxypropylmethylcellulose, sodium alginate, polyvinylpyrrolidone, gum tragacanth, and gum acacia; dispersing or wetting agents, such as a naturally-
10 occurring phosphatide, e.g., lecithin, or condensation products of an alkylene oxide with fatty acids, for example of polyoxyethylene stearate, or a condensation products of ethylene oxide with long chain aliphatic alcohols, e.g., heptadecaethyleneoxycetanol, or
15 condensation products of ethylene oxide with partial esters derived from fatty acids and a hexitol, e.g., polyoxyethylene sorbitol monooleate, or a condensation product of ethylene oxide with partial esters derived from fatty acids and hexitol anhydrides, e.g.,
20 polyoxyethylene sorbitan monooleate. The aqueous suspensions can also contain one or more preservatives, for example ethyl, n-propyl, or p-hydroxy benzoate, one or more coloring agents, one or more flavoring agents, and one or more sweetening
25 agents, such as sucrose, saccharin, or sodium or calcium cyclamate.

Disperse powders and granules suitable for preparation of an aqueous suspension by the addition of water provide the active ingredient in admixture
30 with a dispersing or wetting agent, suspending agent and one or more preservatives. Suitable dispersing or wetting agents and suspending agents are exemplified by those already mentioned above. Additional excipients, for example, sweetening, flavoring, and
35 coloring agents, can also be present.

Syrups and elixirs can be formulated with sweetening agents, such as glycerol, sorbitol or sucrose. Such formulations may also contain a demulcent, a preservative and flavoring and coloring agents. The pharmaceutical compositions can be in the form of a sterile injectable preparation, for example, as a sterile injectable aqueous suspension. This suspension can be formulated according to the known art using those suitable dispersing or wetting agents and suspending agents which have been mentioned above. The sterile injectable preparation can also be a sterile injectable solution or suspension in a non-toxic parenterally-acceptable diluent or solvent, for example, as a solution in 1,3-butane diol.

The pharmaceutical compositions of the present invention also include compositions for delivery across cutaneous or mucosal epithelia including transdermal, intranasal, sublingual, buccal, and rectal administration. Such compositions may be part of a transdermal device, patch, topical formulation, gel, etc. with appropriate excipients. Thus, the compounds of the present invention can be compounded with a penetration-enhancing agent such as 1-n-dodecylazacyclopentan-2-one or the other penetration-enhancing agents disclosed in U.S. patent Nos. 3,991,203 and 4,122,170 which are hereby incorporated by reference in their entirety to describe penetration-enhancing agents which can be included in the transdermal or intranasal compositions of this invention.

The pharmaceutical compositions can be tableted or otherwise formulated so that for every 100 parts by weight of the composition there are present between 5 and 95 parts by weight of the active ingredient. The dosage unit form will generally contain between 0.5 mg

and about 500 mg of the active ingredient of the formula stated above.

From the foregoing formulation discussion, it is
5 apparent that the compositions of this invention can be administered orally, transdermally, transmucosally, or parenterally. The term parenteral as used herein includes subcutaneous injection, intravenous, intramuscular, or intracisternal injection or infusion
10 techniques.

All references cited in the present application are incorporated by reference in their entirety.

The foregoing disclosure includes all the information deemed essential to enable those skilled
15 in the art to practice the claimed invention. Various modifications of the invention in addition to those shown and described herein will be apparent to those skilled in the art from the foregoing description. Such modifications are also intended to fall within
20 the scope of the appended claims.

25

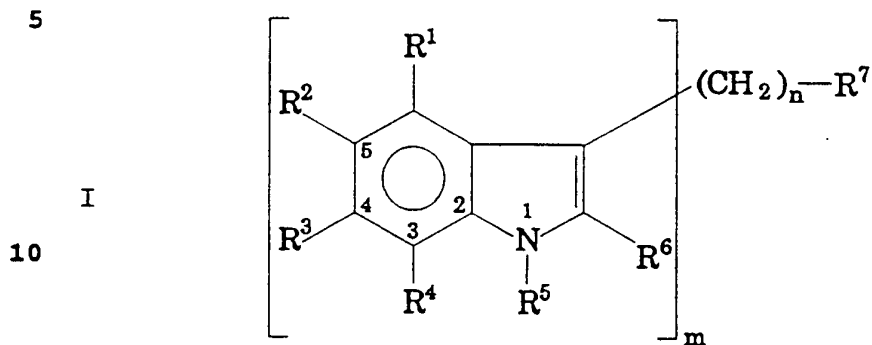
30

35

CLAIMS

We claim:

1. A compound of the following formula



wherein:


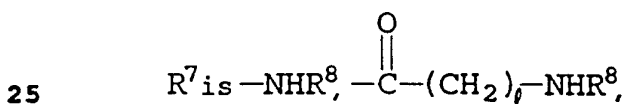
15 R¹, R², R³ and R⁴ are independently hydrogen, halogen, hydroxy, alkoxy or alkyaryl;

R⁵ is hydrogen, alkyl, alkylaryl or acetyl;

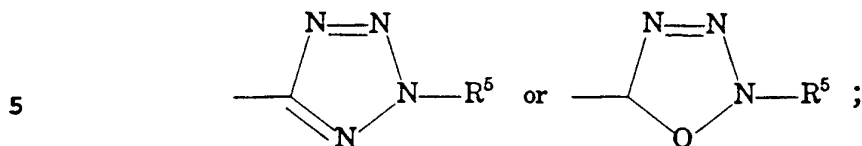
R⁶ is hydrogen, alkyl, alkylaryl or halogen;

n is 0 to 2;

20 m is 1 to 2;



35



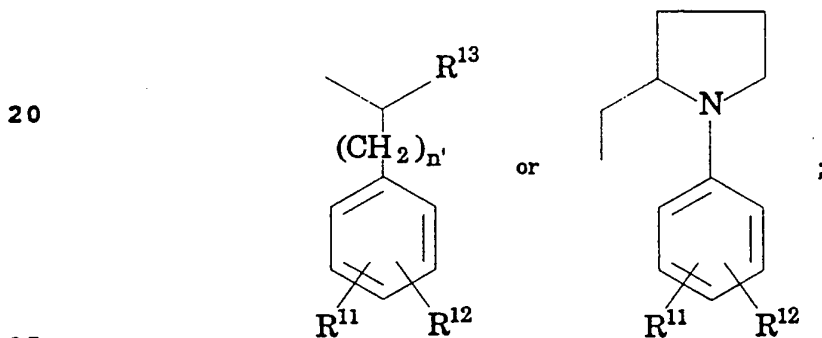
ℓ is 0 to 2;

10

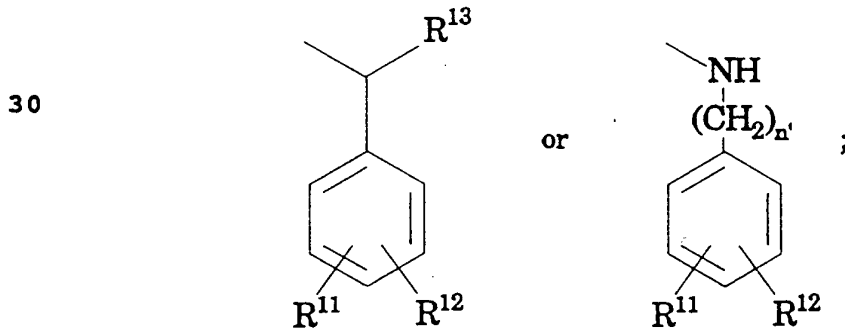
R⁸ is hydrogen, $-\overset{\text{O}}{\parallel}{\text{C}}-\text{O}-\text{R}^9$, $-\overset{\text{O}}{\parallel}{\text{C}}-\text{R}^{10}$, $-\overset{\text{O}}{\parallel}{\text{S}}-\text{R}^9$, or R⁹;

15

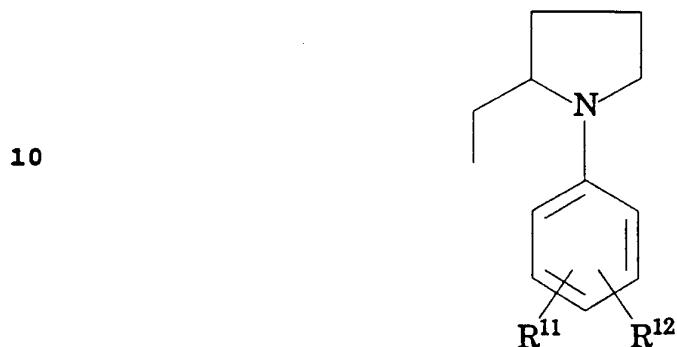
R⁹ is alkylene, aryl, alkylaryl, alkylcycloalkyl,



R¹⁰ is cycloalkyl, CF₃, CH₃,

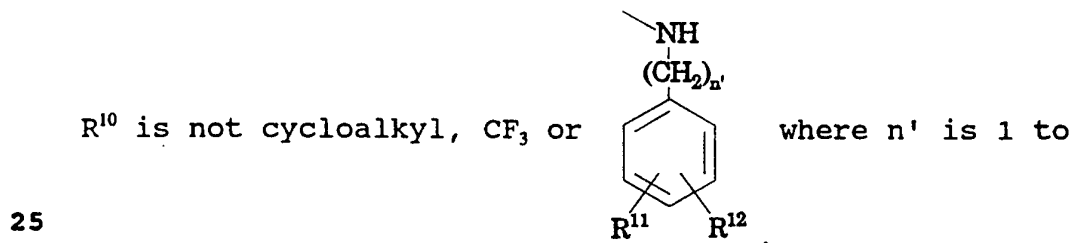


- R¹¹ and R¹² are hydrogen;
 R⁶ and R⁷ are optionally connected together to form a
 cyclic group; and
 5 R¹³ is alkoxy, hydroxy, hydrogen, thioalkyl,
 alkylcycloalkyl or

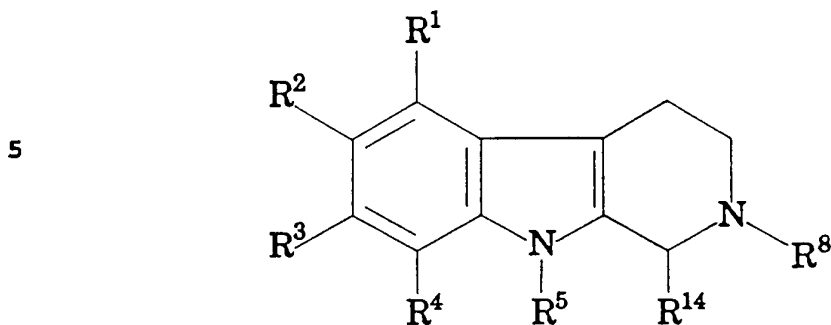


- 15 n' is 0 to 2;
 with the proviso that if R⁶ is hydrogen, R⁷ is -NHR⁸ and

20 R⁸ is $\begin{matrix} \text{O} \\ \parallel \\ \text{-C-R}^{10} \end{matrix}$, then R¹³ is not hydrogen; if n is 2, then



- 2; if m is 1, R⁹ is not alkylene.
 30 2. A compound of claim 1 having the following
 formula



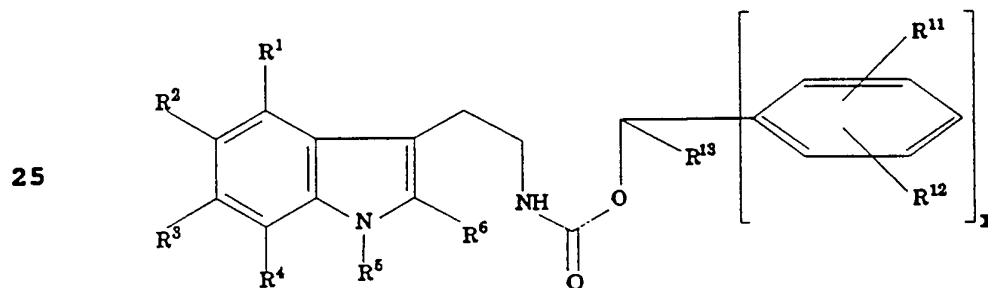
10

where

R^8 is hydrogen or $-\overset{\text{O}}{\parallel}{\text{C}}-\text{R}^{10}$; and
 R^{14} is hydrogen, alkyl, halogen, alkoxy, aryl or
 15 aklylaryl.

3. A compound of claim 2 where R^5 is hydrogen.

4. A compound of claim 1 having the following
 20 formula:



30

wherein:

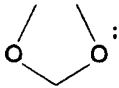
R^1 , R^2 , R^3 and R^4 are independently hydrogen, halogen
 hydroxy or alkoxy;

R^5 is hydrogen;

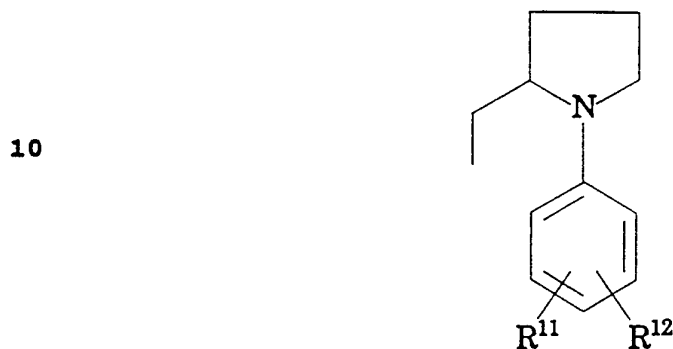
35 R^6 is hydrogen or halogen;

x is 0 or 1;

R¹¹ and R¹² are independently hydrogen, -NO₂, alkoxy, CF₃, alkyl, halogen or R¹¹ taken together with R¹²

5 is  and

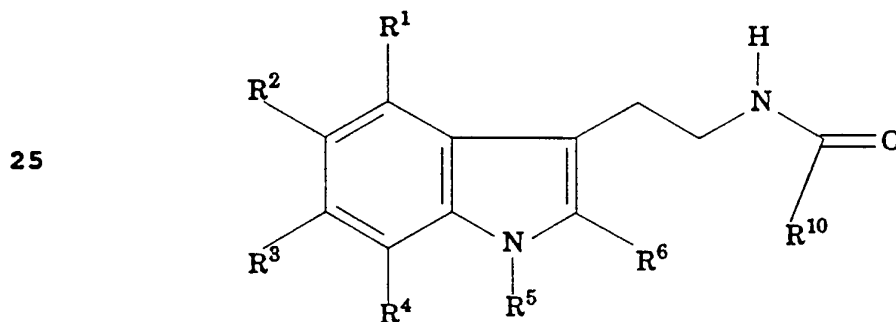
R¹³ is hydrogen, thioalkyl, alkylcycloalkyl or



15

with the proviso that if R⁶ is hydrogen, R¹³ is not hydrogen.

20 5. A compound of claim 1 having the following formula:



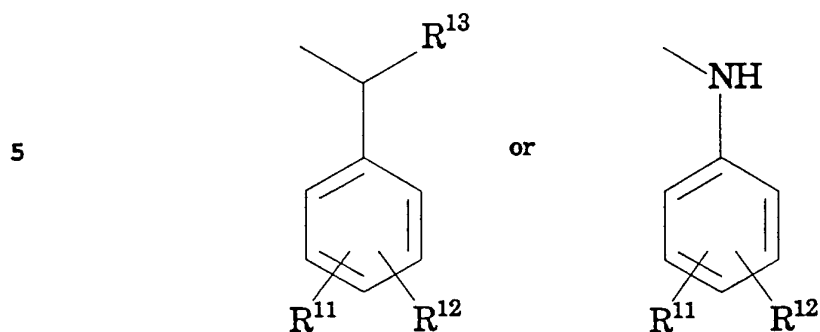
30

wherein R¹, R², R³ and R⁴ are independently hydrogen or alkoxy;

R⁵ is hydrogen;

R⁶ is hydrogen;

35 R¹⁰ is

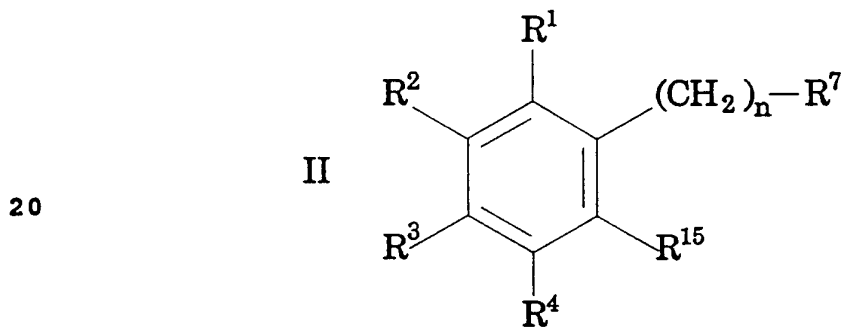


10

R¹¹ and R¹² are hydrogen; and
R¹³ is alkoxy or hydroxy.

15

6. A compound of the following formula:



20

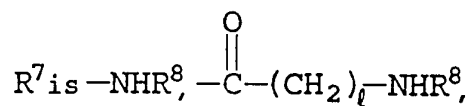
wherein:

25 R¹, R², R³ and R⁴ are independently hydrogen, halogen,
hydroxy, alkoxy or alkaryl;
n is 0 to 2;

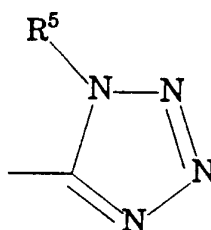
30

35

5

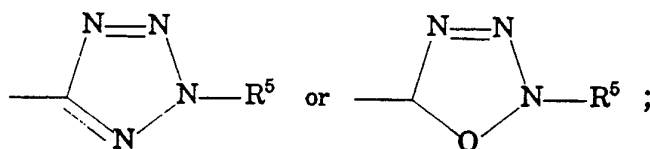


10



15

20



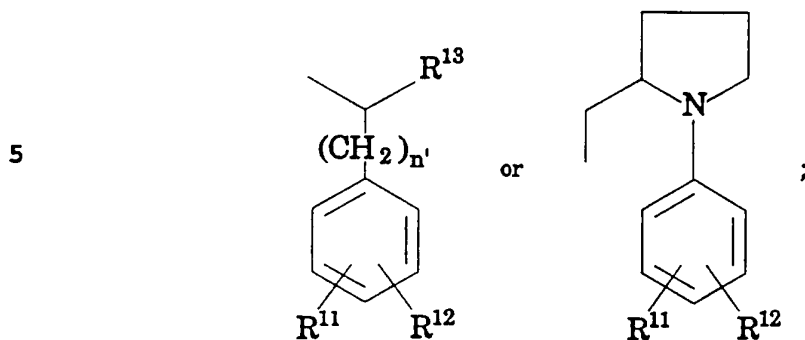
25

ℓ is 0 to 2;

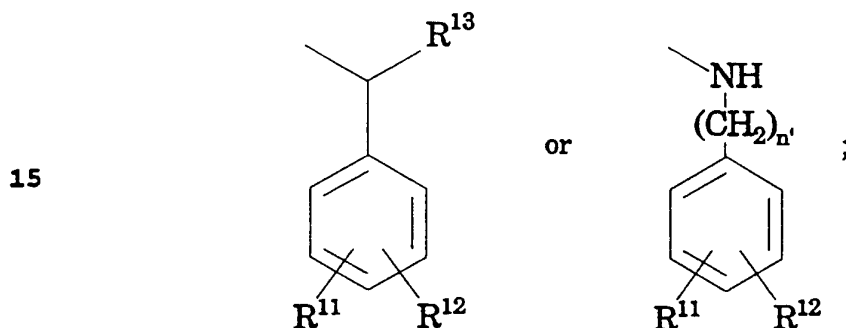
30 R^8 is hydrogen, $-\overset{\text{O}}{\parallel}{C}-O-R^9$, $-\overset{\text{O}}{\parallel}{C}-R^{10}$, $-\overset{\text{O}}{\parallel}{S}-R^9$, or R^9 ;

R^9 is alkylene, aryl, alkylaryl, alkylcycloalkyl,

35

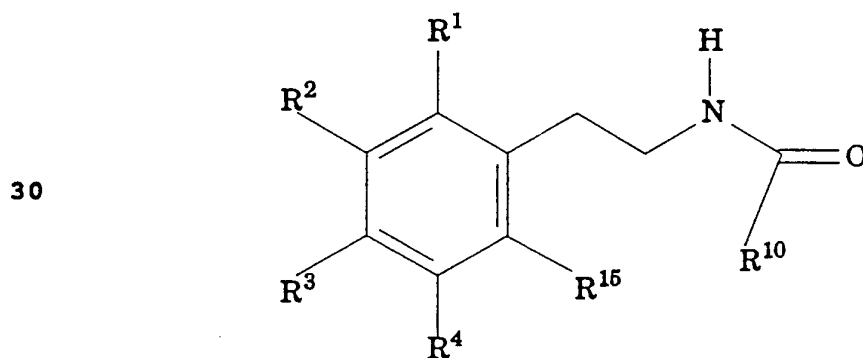


10 R^{10} is cycloalkyl, CF_3 , CH_3 ,



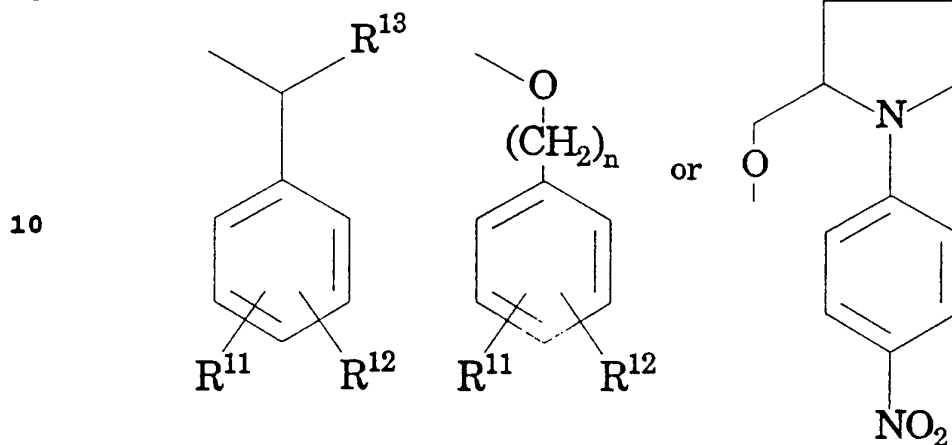
20 n' is 0 to 2;
 R^{11} and R^{12} are hydrogen; and
 R^{15} is hydrogen, halogen, hydroxy, alkoxy or alkyaryl.

7. A compound according to claim 6 of the
 25 following formula:



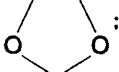
wherein R^1 , R^2 , R^3 and R^4 are independently hydrogen or halogen,
and R^{10} is alkoxyalkyl,

5



n is 0 or 1

R^{11} and R^{12} are independently hydrogen, halogen, alkyl,

20 CF_3 , NO_2 or R^{11} taken together with R^{12} is  and,

R^{13} is hydrogen; and

R^{15} is hydrogen.

25

8. A compound which is:

N-(p-Methoxybenzyloxycarbonyl)tryptamine;

N-(Benzyloxycarbonyl)-5-methoxytryptamine;

N-(p-methoxybenzyloxycarbonyl)-5-methoxytryptamine;

6-methoxy-1-methyl-1,2,3,4-tetrahydro- β -carboline;

30

1-phenyl-1,2,3,4-tetrahydro- β -carboline;

2-acetyl-1,2,3,4-tetrahydro- β -carboline;

N-(Benzyloxycarbonyl)-2-phenylethylamine;

N-(Benzyloxycarbonyl)-5-hydroxytryptamine;

N-(Benzyloxycarbonyl)-5-fluorotryptamine;

35

N-(2-phenylethyl)-phenylacetamide;

3-(5-tetrazolyl)indole;

- 1-benzyl-3-(1-benzyl-5-tetrazolyl) indole;
1-benzyl-3-(2-benzyl-5-tetrazolyl) indole;
1-benzyl-3-(5-tetrazolyl) indole;
5 1-benzyl-3-[5-2-methyl-1,3,4-oxadiazolyl] indole;
N-(Benzyloxycarbonyl)-6-fluorotryptamine;
N-(p-methoxybenzyloxycarbonyl)-5-fluorotryptamine;
N-(4-Fluorobenzyloxycarbonyl)-5-fluorotryptamine;
1-acetyl-3-[5-2-methyl-1,3,4 oxadiazolyl] indole;
10 6-Benzyloxy-1-phenyl-1,2,3,4-carboline;
N-(Benzyloxycarbonyl)-5-chlorotryptamine;
N-(2-p-Fluorophenylethyl) phenylacetamide;
N-(2-m-Fluorophenylethyl) phenylacetamide;
N-(Benzyloxycarbonyl)-2-(m-fluorophenyl) ethylamine;
15 N-Benzyloxycarbonyl-2-(p-fluorophenyl) ethylamine;
N-(p-Fluorobenzyloxycarbonyl)-2-(m-fluorophenyl)-
ethylamine;
N-(p-Fluorobenzyloxycarbonyl)-2-(p-fluorophenyl)-
ethylamine;
20 N-(p-Trifluoromethylbenzyloxycarbonyl)-2-(p-
fluorophenyl) ethylamine;
N-(p-Trifluoromethylbenzyloxycarbonyl)-2-m-
fluorophenyl) ethylamine;
N-(p-Chlorobenzyloxycarbonyl) tryptamine;
25 N-(p-Methylbenzyloxycarbonyl) tryptamine;
N-(p-Chlorobenzyloxycarbonyl)-2-(p-fluorophenyl)-
ethylamine;
N-(p-Methylbenzyloxycarbonyl)-2-(p-fluorophenyl)-
ethylamine;
30 N-(3,4-Dimethylbenzyloxycarbonyl)-2-(p-fluorophenyl)-
ethylamine;
N-(p-Isopropylbenzyloxycarbonyl) tryptamine;
N-(3,4-Dimethylbenzyloxycarbonyl) tryptamine;
N-(p-Trifluoromethylbenzyloxycarbonyl) tryptamine;
35 N-(p-Nitrobenzyloxycarbonyl)-5-fluorotryptamine;
N-(3,4-methylenedioxybenzyloxycarbonyl) tryptamine;

- N-(3,4-Methylenedioxybenzyloxycarbonyl)-2-(p-fluorophenyl)ethylamine;
- N-[(S)- α -Methylbenzyloxycarbonyl]tryptamine;
- 5 N-(p-Isopropylbenzyloxycarbonyl)-2-(p-fluorophenyl)-ethylamine;
- N-Cyclopropanemethyloxycarbonyl)-5-methoxytryptamine;
- N[(R)- α -methylbenzyloxycarbonyl]tryptamine;
- 2-Bromo-N-(Benzyloxycarbonyl)tryptamine;
- 10 N-[(S)-(-)-1,4(nitrophenyl)-2-pyrrolidine-methyloxycarbonyl]tryptamine;
- p-Fluorophenyl-N-[(S)-(-)-1,4(nitrophenyl)-2-pyrrolidinemethyloxycarbonyl]ethylamine;
- N-(Cyclohexylmethyloxycarbonyl)-4-fluorophenyl-
- 15 ethylamine;
- N-Cyclopentylmethyloxycarbonyl-5-fluorotryptamine;
- N-Cyclobutylmethyloxycarbonyl-5-fluorotryptamine;
- 2-formamido-5-methoxy- β -acetamidopropiophenone;
- N-(Benzenesulfonyl)tryptamine;
- 20 N-(1-(R)-Methoxy-1-phenylacetyl)tryptamine;
- N-(1-(S)-Methoxy-1-phenylacetyl)tryptamine;
- N-Cyclopropylmethyloxycarbonyltryptamine;
- 2-Bromo-N-cyclopropylmethyloxycarbonyltryptamine;
- 2-Bromo-5-fluoro-N-benzyloxycarbonyltryptamine;
- 25 N-[2-(m-fluoro)phenylethyl]-p-trifluoro-methylphenyl acetamide;
- 2-benzyltryptamine;
- N-[(S)-mandeloyl]tryptamine;
- N-[(R)-mandeloyl]tryptamine;
- 30 N-(m-Fluorophenylethyl)-4-fluorophenylacetamide;
- N-(p-fluorophenylethyl)-4-fluorophenylacetamide;
- 2-benzyl-5-methoxytryptamine;
- 1-[5-Fluoro-3-(2'-ethyl)indolyl]-3-benzylurea;
- Di-[N-(methylenoxycarbonyl)-tryptamine]-1,4-cis-
- 35 cyclohexane; or
- di-[N-(methylenoxycarbonyl)-tryptamine]-N-octane.

9. A method of treating mammals for
chronobiological-based disorders, central nervous
system and psychiatric disorders, endocrine
5 indications, proliferative diseases, immune system
disorders, ophthalmological diseases or regulating
breeding, which method comprises administering a
therapeutically effective amount of a compound of
claim 1.
- 10
10. A method of treating mammals for
chronobiological-based disorders, central nervous
system and psychiatric disorders, endocrine
indications, proliferative diseases, immune system
15 disorders, ophthalmological diseases or regulating
breeding, which method comprises administering a
therapeutically effective amount of a compound of
claim 2.
- 20
11. A method of treating mammals for
chronobiological-based disorders, central nervous
system and psychiatric disorders, endocrine
indications, proliferative diseases, immune system
disorders, ophthalmological diseases or regulating
25 breeding, which method comprises administering a
therapeutically effective amount of a compound of
claim 3.
- 30
12. A method of treating mammals for
chronobiological-based disorders, central nervous
system and psychiatric disorders, endocrine
indications, proliferative diseases, immune system
disorders, ophthalmological diseases or regulating
breeding, which method comprises administering a
35 therapeutically effective amount of a compound of
claim 4.

13. A method of treating mammals for
chronobiological-based disorders, central nervous
system and psychiatric disorders, endocrine
5 indications, proliferative diseases, immune system
disorders, ophthalmological diseases or regulating
breeding, which method comprises administering a
therapeutically effective amount of a compound of
claim 5.

10

14. A method of treating mammals for
chronobiological-based disorders, central nervous
system and psychiatric disorders, endocrine
indications, proliferative diseases, immune system
15 disorders, ophthalmological diseases or regulating
breeding, which method comprises administering a
therapeutically effective amount of a compound of
claim 6.

20

15. A method of treating mammals for
chronobiological-based disorders, central nervous
system and psychiatric disorders, endocrine
indications, proliferative diseases, immune system
disorders, ophthalmological diseases or regulating
25 breeding, which method comprises administering a
therapeutically effective amount of a compound of
claim 7.

30

16. A method of treating mammals for
chronobiological-based disorders, central nervous
system and psychiatric disorders, endocrine
indications, proliferative diseases, immune system
disorders, ophthalmological diseases or regulating
breeding, which method comprises administering a
35 therapeutically effective amount of a compound of
claim 8.

17. A pharmaceutical composition useful for treating chronobiological-based disorders, central nervous system and psychiatric disorders, endocrine
5 indications, proliferative diseases, immune system disorders, ophthalmological diseases or regulating breeding, which composition comprises a therapeutically effective amount of a compound of claim 1.

10

18. A pharmaceutical composition useful for treating chronobiological-based disorders, central nervous system and psychiatric disorders, endocrine
15 indications, proliferative diseases, immune system disorders, ophthalmological diseases or regulating breeding, which composition comprises a therapeutically effective amount of a compound of claim 2.

20

19. A pharmaceutical composition useful for treating chronobiological-based disorders, central nervous system and psychiatric disorders, endocrine
25 indications, proliferative diseases, immune system disorders, ophthalmological diseases or regulating breeding, which composition comprises a therapeutically effective amount of a compound of claim 3.

30

20. A pharmaceutical composition useful for treating chronobiological-based disorders, central nervous system and psychiatric disorders, endocrine
35 indications, proliferative diseases, immune system disorders, ophthalmological diseases or regulating breeding, which composition comprises a therapeutically effective amount of a compound of claim 4.

21. A pharmaceutical composition useful for
treating chronobiological-based disorders, central
nervous system and psychiatric disorders, endocrine
5 indications, proliferative diseases, immune system
disorders, ophthalmological diseases or regulating
breeding, which composition comprises a
therapeutically effective amount of a compound of
claim 5.

10

22. A pharmaceutical composition useful for
treating chronobiological-based disorders, central
nervous system and psychiatric disorders, endocrine
indications, proliferative diseases, immune system
15 disorders, ophthalmological diseases or regulating
breeding, which composition comprises a
therapeutically effective amount of a compound of
claim 6.

20

23. A pharmaceutical composition useful for
treating chronobiological-based disorders, central
nervous system and psychiatric disorders, endocrine
indications, proliferative diseases, immune system
disorders, ophthalmological diseases or regulating
25 breeding, which composition comprises a
therapeutically effective amount of a compound of
claim 7.

30

24. A pharmaceutical composition useful for
treating chronobiological-based disorders, central
nervous system and psychiatric disorders, endocrine
indications, proliferative diseases, immune system
disorders, ophthalmological diseases or regulating
breeding, which composition comprises a
35 therapeutically effective amount of a compound of
claim 8.

25. A method of enhancing the actions of pharmaceutical compositions useful for the treatment of chronobiological-based disorders, central nervous system and psychiatric disorders, endocrine indications, proliferative diseases, immune system disorders, ophthalmological diseases or regulating breeding, comprising administering a therapeutically effective amount of a compound of claim 1.

10

26. A method of enhancing the actions of pharmaceutical compositions useful for the treatment of chronobiological-based disorders, central nervous system and psychiatric disorders, endocrine indications, proliferative diseases, immune system disorders, ophthalmological diseases or regulating breeding, comprising administering a therapeutically effective amount of a compound of claim 2.

20

27. A method of enhancing the actions of pharmaceutical compositions useful for the treatment of chronobiological-based disorders, central nervous system and psychiatric disorders, endocrine indications, proliferative diseases, immune system disorders, ophthalmological diseases or regulating breeding, comprising administering a therapeutically effective amount of a compound of claim 3.

30

28. A method of enhancing the actions of pharmaceutical compositions useful for the treatment of chronobiological-based disorders, central nervous system and psychiatric disorders, endocrine indications, proliferative diseases, immune system disorders, ophthalmological diseases or regulating breeding, comprising administering a therapeutically effective amount of a compound of claim 4.

35

29. A method of enhancing the actions of pharmaceutical compositions useful for the treatment of chronobiological-based disorders, central nervous system and psychiatric disorders, endocrine indications, proliferative diseases, immune system disorders, ophthalmological diseases or regulating breeding, comprising administering a therapeutically effective amount of a compound of claim 5.

10

30. A method of enhancing the actions of pharmaceutical compositions useful for the treatment of chronobiological-based disorders, central nervous system and psychiatric disorders, endocrine indications, proliferative diseases, immune system disorders, ophthalmological diseases or regulating breeding, comprising administering a therapeutically effective amount of a compound of claim 6.

20

31. A method of enhancing the actions of pharmaceutical compositions useful for the treatment of chronobiological-based disorders, central nervous system and psychiatric disorders, endocrine indications, proliferative diseases, immune system disorders, ophthalmological diseases or regulating breeding, comprising administering a therapeutically effective amount of a compound of claim 7.

30

32. A method of enhancing the actions of pharmaceutical compositions useful for the treatment of chronobiological-based disorders, central nervous system and psychiatric disorders, endocrine indications, proliferative diseases, immune system disorders, ophthalmological diseases or regulating breeding, comprising administering a therapeutically effective amount of a compound of claim 8.

35

33. A compound of claim 1 which is N-(Benzyloxycarbonyl)-5-fluorotryptamine.

5 34. A method of treating mammals for chronobiological-based disorders, central nervous system and psychiatric disorders, endocrine indications, proliferative diseases, immune system disorders, ophthalmological diseases or regulating
10 breeding, which method comprises administering a therapeutically effective amount of a compound of claim 33.

15 35. A pharmaceutical composition useful for treating chronobiological-based disorders, central nervous system and psychiatric disorders, endocrine indications, proliferative diseases, immune system disorders, ophthalmological diseases or regulating breeding, which composition comprises a
20 therapeutically effective amount of a compound of claim 33.

25 36. A method of enhancing the actions of pharmaceutical compositions useful for the treatment of chronobiological-based disorders, central nervous system and psychiatric disorders, endocrine indications, proliferative diseases, immune system disorders, ophthalmological diseases or regulating breeding, comprising administering a therapeutically
30 effective amount of a compound of claim 33.

35 37. A method of treating mammals for chronobiological-based disorders, central nervous system and psychiatric disorders, endocrine indications, proliferative diseases, immune system disorders, ophthalmological diseases or regulating

breeding, which method comprises administering a therapeutically effective amount of a compound of selected from the group consisting of N-(Indole-3-actoyl)D-phenylalanine, N-(Indole-3-acetoyl)benzylamine and N-(Indole-3-acetoyl)aniline.

38. A pharmaceutical composition useful for treating chronobiological-based disorders, central nervous system and psychiatric disorders, endocrine indications, proliferative diseases, immune system disorders, ophthalmological diseases or regulating breeding, which composition comprises a therapeutically effective amount of a compound of selected from the group consisting of N-(Indole-3-acetoyl)D-phenylalanine, N-(Indole-3-acetoyl)benzylamine and N-(Indole-3-acetoyl)aniline.

39. A method of enhancing the actions of pharmaceutical compositions useful for the treatment of chronobiological-based disorders, central nervous system and psychiatric disorders, endocrine indications, proliferative diseases, immune system disorders, ophthalmological diseases or regulating breeding, comprising administering a therapeutically effective amount of a compound of selected from the group consisting of N-(Indole-3-acetoyl)D-phenylalanine, N-(Indole-3-acetoyl)benzylamine and N-(Indole-3-acetoyl)aniline.

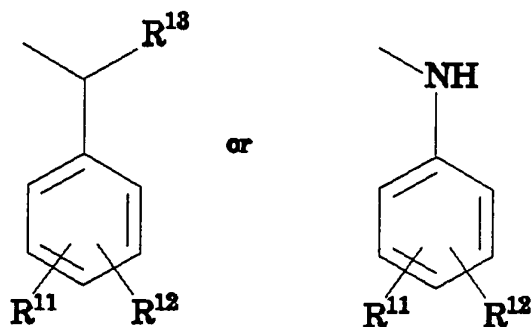
30

35

AMENDED CLAIMS

[received by the International Bureau on 28 June 1995 (28.06.95);
original claims 6,7 and 14 amended; remaining claims unchanged (7 pages)]

5

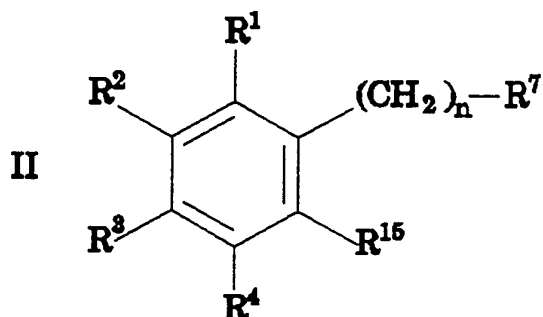


10

R^{11} and R^{12} are hydrogen; and
15 R^{13} is alkoxy or hydroxy.

6. A compound of the following formula:

20



25

wherein:

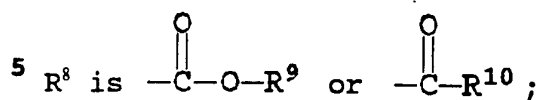
R^1 , R^2 , R^3 and R^4 are independently hydrogen, halogen, hydroxy,
alkoxy or alkylaryl;

n is 2;

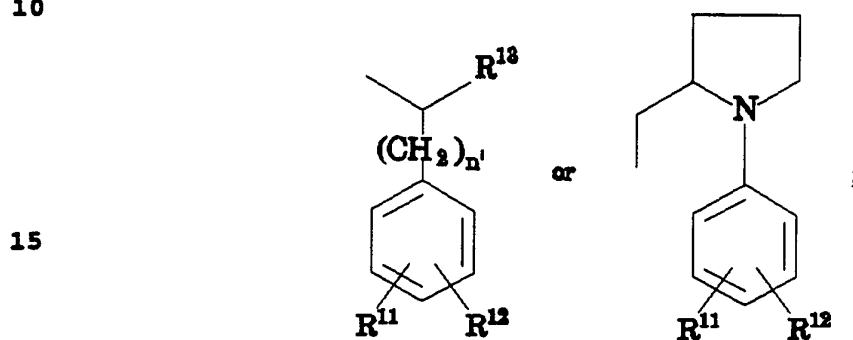
30

R^7 is $-NHR^8$;

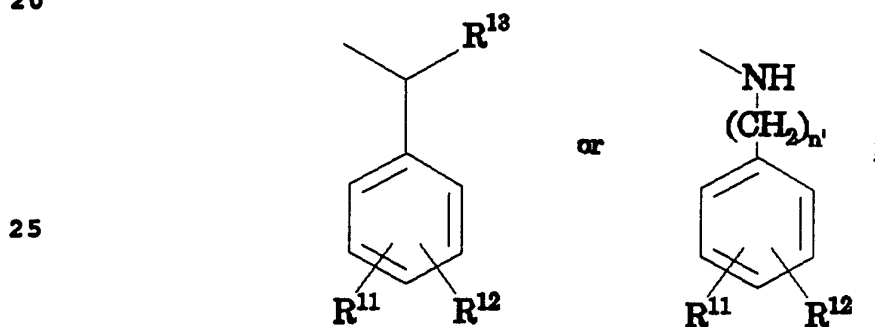
35



10 R^9 is alkyl, aryl, alkylaryl, alkylcycloalkyl,



20 R^{10} is cycloalkyl, CF_3 ,



30

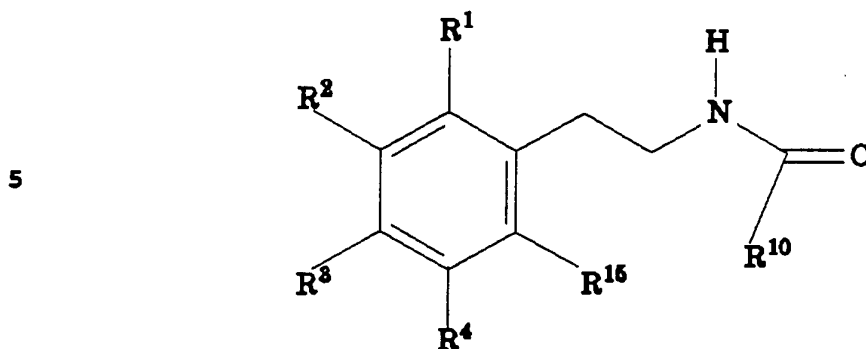
n' is 0 to 2;

R^{11} , R^{12} and R^{13} are hydrogen; and

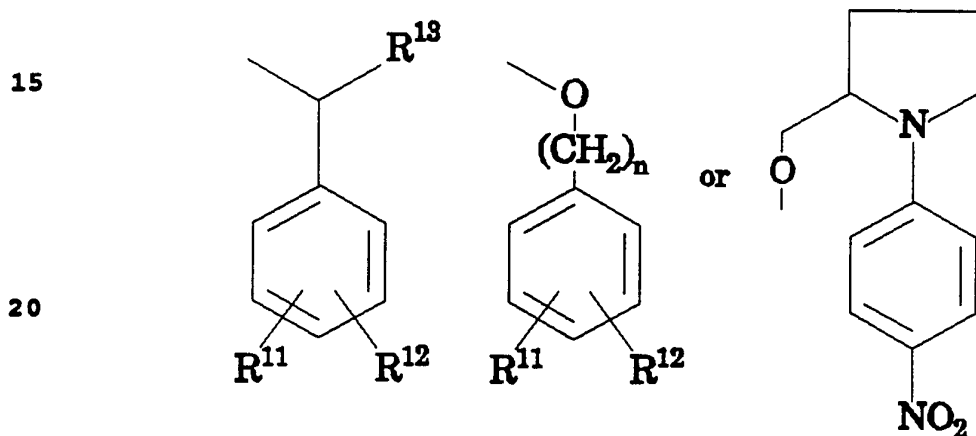
R^{15} is hydrogen, halogen, hydroxy, alkoxy or alkylaryl.

35 7. A compound of the following formula:

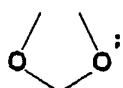
76



10 wherein R¹,
 R², R³ and R⁴ are independently hydrogen or halogen,
 and R¹⁰ is alkoxycycloalkyl,



25
 n is 0 or 1
 R¹¹ and R¹² are independently hydrogen, halogen, alkyl, CF₃, NO₂

or R¹¹ taken together with R¹² is  and,

30

R¹³ is hydrogen; and
 R¹⁵ is hydrogen.

35 8. A compound which is:
 N-(p-Methoxybenzyloxycarbonyl)tryptamine;

- N-(Benzyloxycarbonyl)-5-methoxytryptamine;
N-(p-methoxybenzyloxycarbonyl)-5-methoxytryptamine;
6-methoxy-1-methyl-1,2,3,4-tetrahydro- β -carboline;
1-phenyl-1,2,3,4-tetrahydro- β -carboline;
5 2-acetyl-1,2,3,4-tetrahydro- β -carboline;
N-(Benzyloxycarbonyl)-2-phenylethylamine;
N-(Benzyloxycarbonyl)-5-hydroxytryptamine;
N-(Benzyloxycarbonyl)-5-fluorotryptamine;
N-(2-phenylethyl)-phenylacetamide;
10 3-(5-tetrazolyl) indole;

15

20

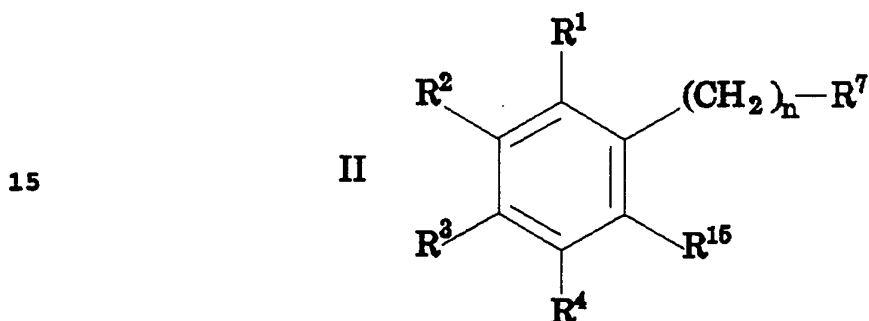
25

30

35

13. A method of treating mammals for chronobiological-based disorders, central nervous system and psychiatric disorders, endocrine indications, proliferative diseases, immune system disorders, ophthalmological diseases or
5 regulating breeding, which method comprises administering a therapeutically effective amount of a compound of claim 5.

14. A method of treating mammals for sleep disorders which method comprises administering a therapeutically
10 effective amount of a compound of the following formula:



20 wherein:

R¹, R², R³ and R⁴ are independently hydrogen, halogen, hydroxy, alkoxy or alkylaryl;

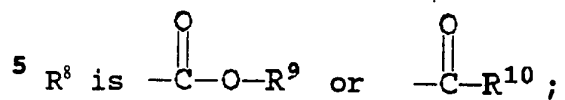
n is 2;

R⁷ is -NHR⁸;

25

30

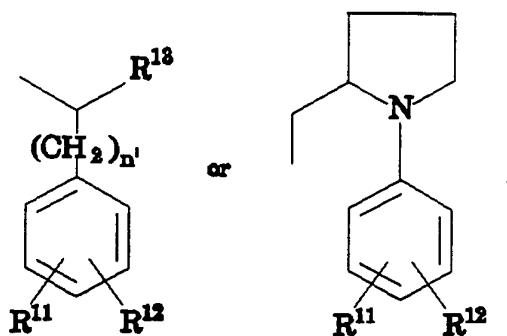
35



10

R^9 is alkyl, aryl, alkylaryl, alkylcycloalkyl,

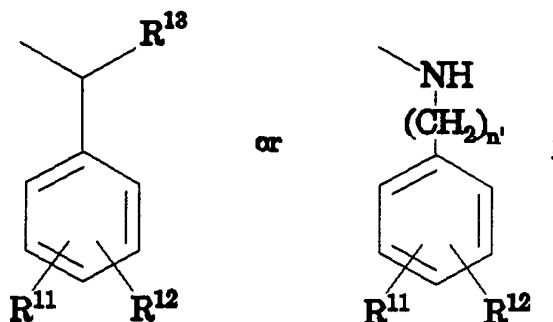
15



20

25 R^{10} is cycloalkyl, CF_3 , CH_3 ,

30



35 n' is 0 to 2 ;

R^{11} , R^{12} and R^{13} are hydrogen; and

R¹⁵ is hydrogen, halogen, hydroxy, alkoxy or alkylaryl.

15. A method of treating mammals for chronobiological-based disorders, central nervous system and psychiatric disorders, endocrine indications, proliferative diseases, immune system disorders, ophthalmological diseases or regulating breeding, which method comprises administering a therapeutically effective amount of a compound of claim 7.

10 16. A method of treating mammals for chronobiological-based disorders, central nervous system and psychiatric disorders, endocrine indications, proliferative diseases, immune system disorders, ophthalmological diseases or regulating breeding, which method comprises administering a
15 therapeutically effective amount of a compound of claim 8.

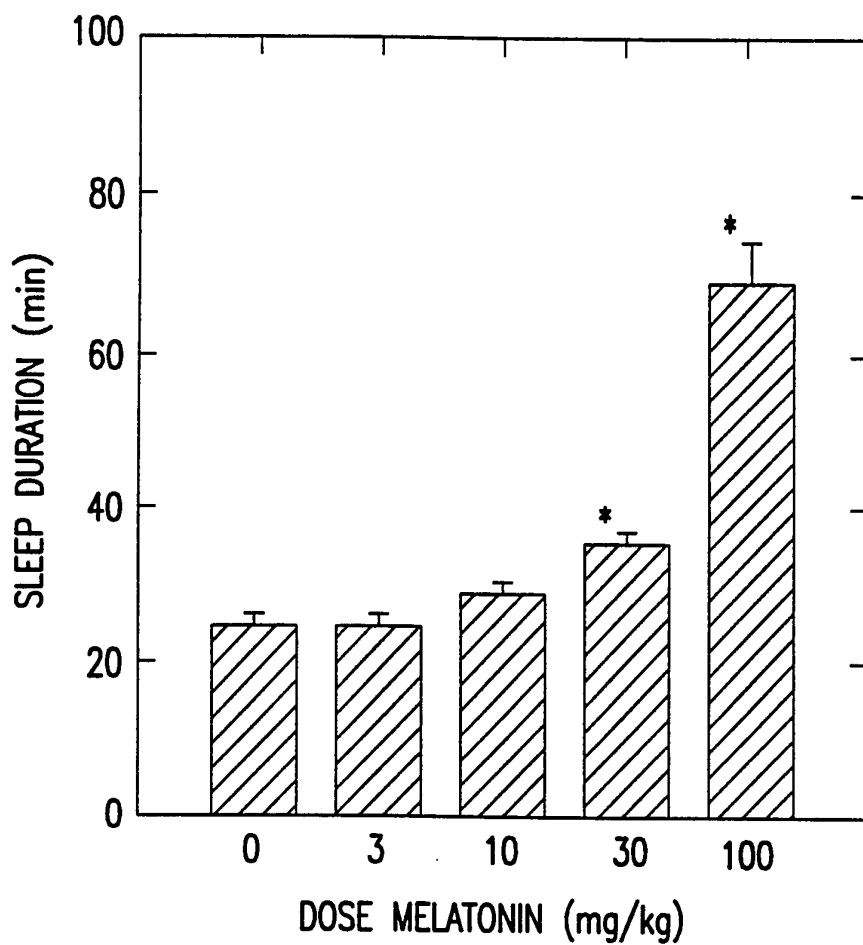
20

25

30

35

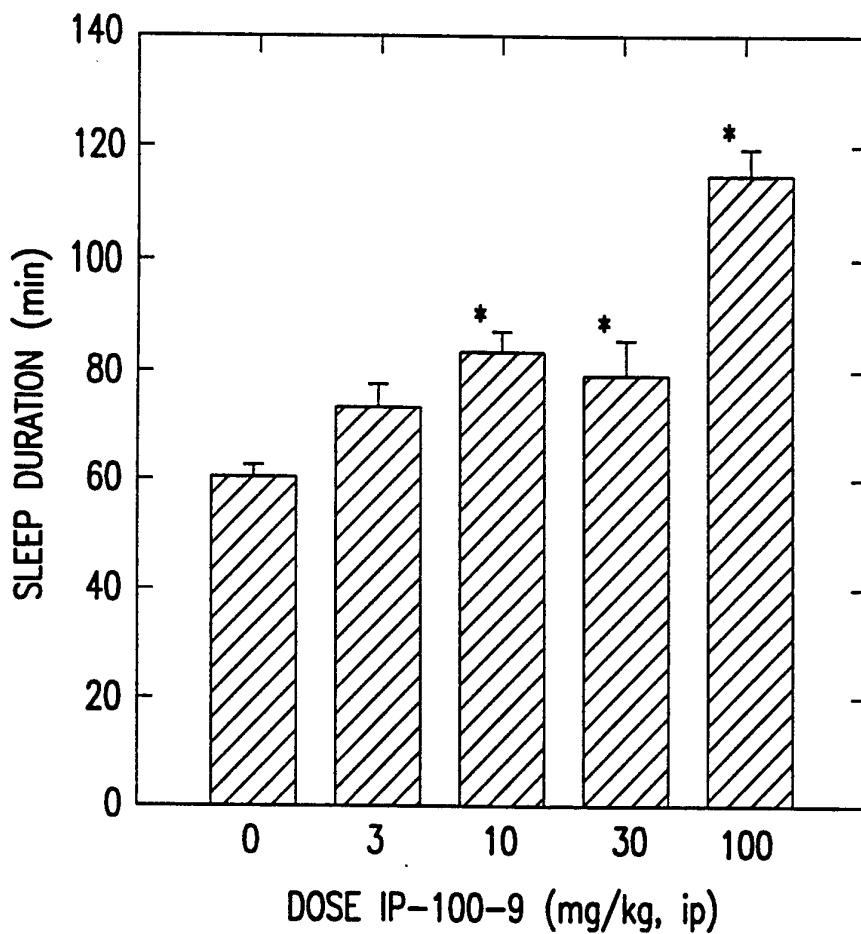
1/6



* = SIGNIFICANTLY DIFFERENT FROM 0 DOSE , $p < 0.05$
HEXOBARBITAL = 120mg/kg. ip

FIG.1

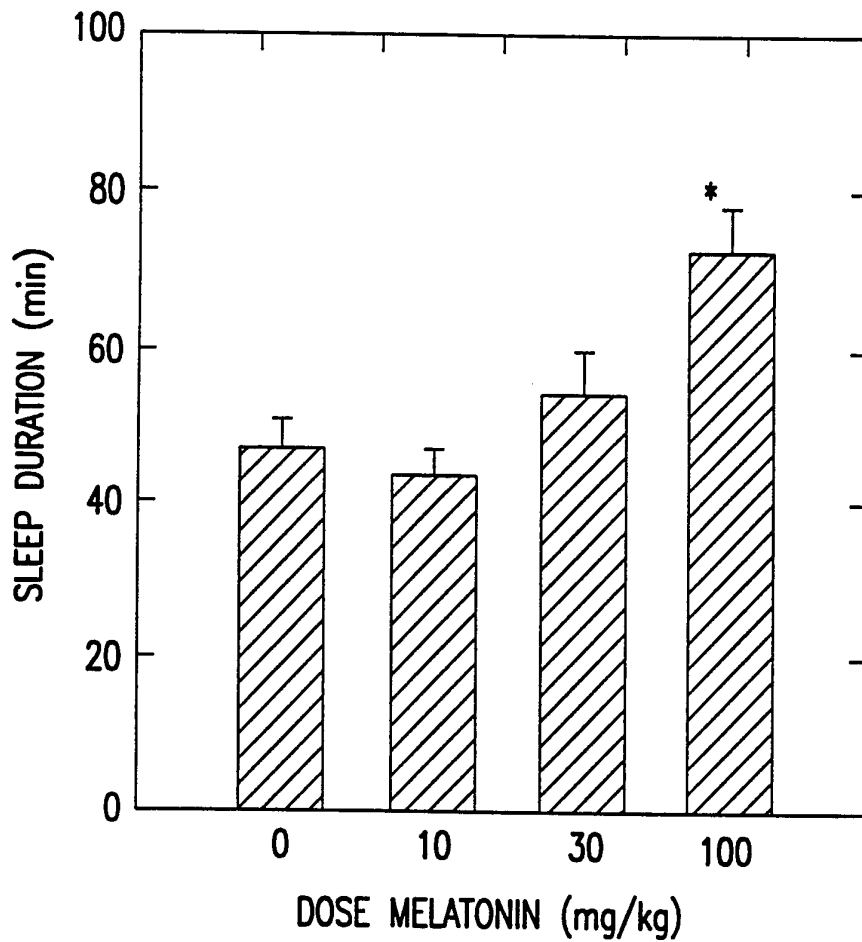
2/6



* = SIGNIFICANTLY DIFFERENT FROM 0 DOSE , p <0.05
HEXOBARBITAL = 120mg/kg. ip

FIG.2

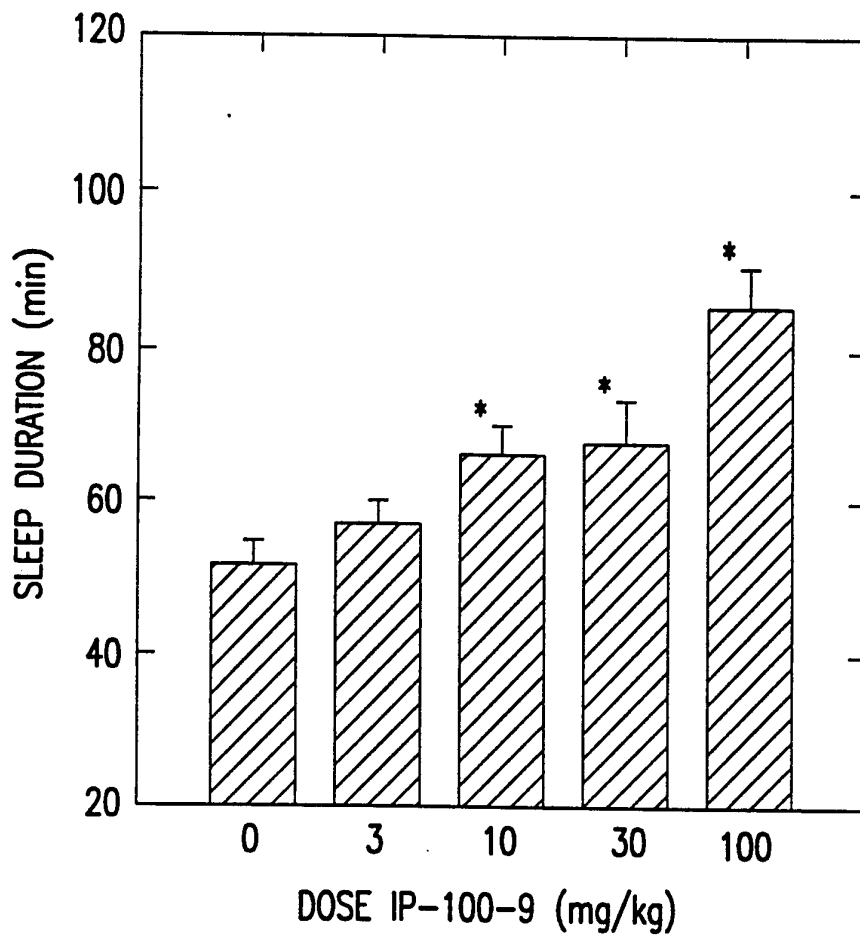
3/6



* = SIGNIFICANTLY DIFFERENT FROM 0 DOSE , $p < 0.05$
HEXOBARBITAL = 120mg/kg. ip

FIG.3

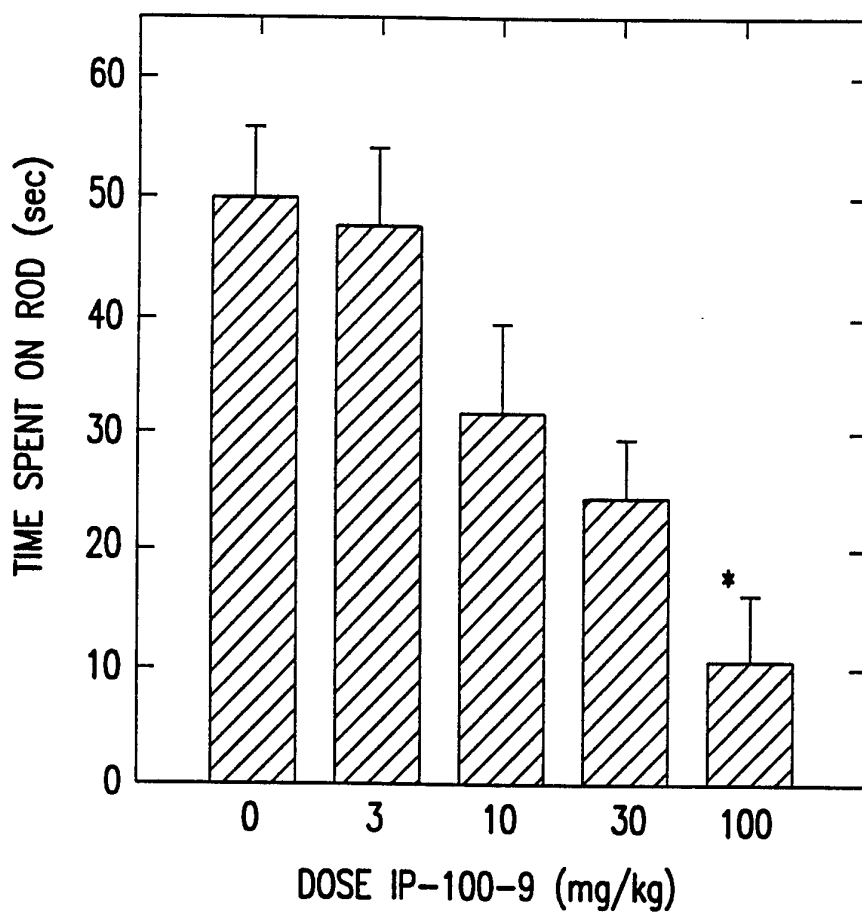
4/6



* = SIGNIFICANTLY DIFFERENT FROM 0 DOSE , p <0.05
HEXOBARBITAL = 120mg/kg. ip

FIG.4

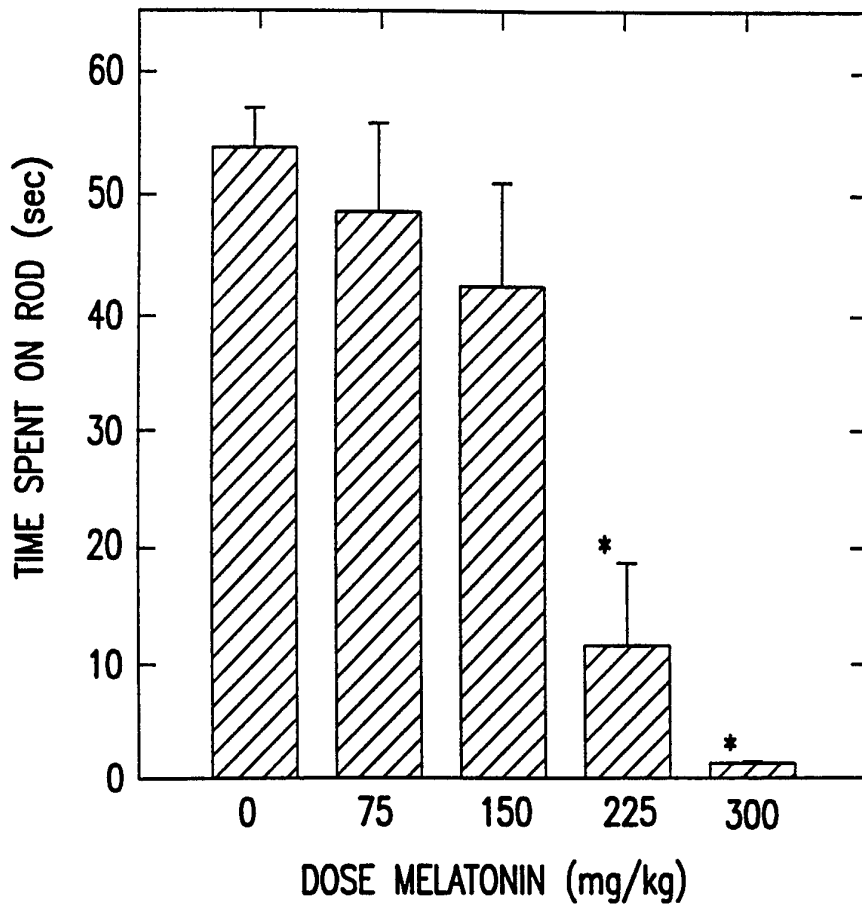
5/6



* = SIGNIFICANTLY DIFFERENT FROM 0 DOSE, $p < 0.05$

FIG.5

6/6



* = SIGNIFICANTLY DIFFERENT FROM 0 DOSE, $p < 0.05$

FIG.6

INTERNATIONAL SEARCH REPORT

International application No.
PCT/US95/01394

A. CLASSIFICATION OF SUBJECT MATTER

IPC(6) : A61K 31/41, 31/42; C07D 271/10, 209/08
US CL : Please See Extra Sheet.

According to International Patent Classification (IPC) or to both national classification and IPC

B. FIELDS SEARCHED

Minimum documentation searched (classification system followed by classification symbols)
U.S. : Please See Extra Sheet.

Documentation searched other than minimum documentation to the extent that such documents are included in the fields searched

Electronic data base consulted during the international search (name of data base and, where practicable, search terms used)


C. DOCUMENTS CONSIDERED TO BE RELEVANT

Category*	Citation of document, with indication, where appropriate, of the relevant passages	Relevant to claim No.
X	Chemical Abstracts, Volume 119, Issued 1993, DAOUD et al., "Antifungal activity of Myxococcus Species 1. Production, physiochemical, and biological properties of antibiotics from Myxococcus fulvus silo (myxobacterales)", see page 519, column 1, ABSTRACT No. 45063q.	6, 14, 15, 22, 23, 30, 31.

Further documents are listed in the continuation of Box C. See patent family annex.

<p>Special categories of cited documents:</p> <p>*A* document defining the general state of the art which is not considered to be of particular relevance</p> <p>*E* earlier document published on or after the international filing date</p> <p>*L* document which may throw doubts on priority claim(s) or which is cited to establish the publication date of another citation or other special reason (as specified)</p> <p>*O* document referring to an oral disclosure, use, exhibition or other means</p> <p>*P* document published prior to the international filing date but later than the priority date claimed</p>	<p>*T* later document published after the international filing date or priority date and not in conflict with the application but cited to understand the principle or theory underlying the invention</p> <p>*X* document of particular relevance; the claimed invention cannot be considered novel or cannot be considered to involve an inventive step when the document is taken alone</p> <p>*Y* document of particular relevance; the claimed invention cannot be considered to involve an inventive step when the document is combined with one or more other such documents, such combination being obvious to a person skilled in the art</p> <p>*Z* document member of the same patent family</p>
---	---

Date of the actual completion of the international search 27 APRIL 1995	Date of mailing of the international search report 03 MAY 1995
---	--

Name and mailing address of the ISA/US Commissioner of Patents and Trademarks Box PCT Washington, D.C. 20231 Facsimile No. (703) 305-3230	Authorized officer  JOSEPH K. MCKANE jd Telephone No. (703) 308-1235
---	---

INTERNATIONAL SEARCH REPORT

International application No.
PCT/US95/01394

Box I Observations where certain claims were found unsearchable (Continuation of item 1 of first sheet)

This international report has not been established in respect of certain claims under Article 17(2)(a) for the following reasons:

1. Claims Nos.:
because they relate to subject matter not required to be searched by this Authority, namely:

2. Claims Nos.:
because they relate to parts of the international application that do not comply with the prescribed requirements to such an extent that no meaningful international search can be carried out, specifically:

3. Claims Nos.:
because they are dependent claims and are not drafted in accordance with the second and third sentences of Rule 6.4(a).

Box II Observations where unity of invention is lacking (Continuation of item 2 of first sheet)

This International Searching Authority found multiple inventions in this international application, as follows:

Please See Extra Sheet.

1. As all required additional search fees were timely paid by the applicant, this international search report covers all searchable claims.
2. As all searchable claims could be searched without effort justifying an additional fee, this Authority did not invite payment of any additional fee.
3. As only some of the required additional search fees were timely paid by the applicant, this international search report covers only those claims for which fees were paid, specifically claims Nos.:

4. No required additional search fees were timely paid by the applicant. Consequently, this international search report is restricted to the invention first mentioned in the claims; it is covered by claims Nos.:

Remark on Protest The additional search fees were accompanied by the applicant's protest.
 No protest accompanied the payment of additional search fees.

INTERNATIONAL SEARCH REPORT

International application No.

PCT/US95/01394

A. CLASSIFICATION OF SUBJECT MATTER:

US CL :

514/361, 364, 381, 414, 415, 419, 428, 465, 613, 617, 625; 548/125, 143, 144, 250, 252, 253, 254, 455, 457, 458, 465, 483, 492, 493, 494, 504, 506, 507; 567, 568, 564/161, 163, 164, 192, 209, 215, 549/434, 438, 441.

B. FIELDS SEARCHED

Minimum documentation searched

Classification System: U.S.

A61K 31/41, 31/42; C07D 271/10; 209/08

514/361, 364, 381, 414, 415, 419, 428, 465, 613, 617, 625; 548/125, 143, 144, 250, 252, 253, 254, 455, 457, 458, 465, 483, 492, 493, 494, 504, 506, 507; 567, 568, 564/161, 163, 164, 192, 209, 215, 549/434, 438, 441.

BOX II. OBSERVATIONS WHERE UNITY OF INVENTION WAS LACKING

This ISA found multiple inventions as follows:

Group I - Claims 1-5, 8 (in part), 9-13, 16 (in part), 17-21, 24 (in part), 25-29, 32 (in part), and 33-39, drawn to a first compound, pharmaceutical compositions, and methods of use.

Group II - Claims 6, 7, 8 (in part), 22, 23, and 24 (in part), drawn to a second compound, and pharmaceutical compositions.

Group III - Claims 14, 15, 16, (in part), 30, 31, and 32 (in part), drawn to a method of use of the second compound or composition.

Pursuant to PCT Rule 13.1 and 13.2, the additional compounds of Group II is properly grouped separate from the compounds of Group I since each group is structurally different and Group II is directed to intermediate compounds of preparing compounds of Group I. The method of Group III is properly grouped separately from the second compound and first pursuant to 37 CFR 1.475(d).