US00D339335S

United States Patent [19]

Taylor

[11] Patent Number: Des. 339,335

[45] Date of Patent: ** Sep. 14, 1993

[54] **PORTABLE TELEPHONE**

[75] Inventor: **Terrance N. Taylor**, Barrington, Ill.

[73] Assignee: **Motorola, Inc.**, Schaumburg, Ill.

[**] Term: **14 Years**

[21] Appl. No.: **895,381**

[22] Filed: **Jun. 5, 1992**

[52] **U.S. Cl.** **D14/138**

[58] **Field of Search** D14/137, 138, 140, 147, D14/148, 149, 116; 379/58, 59, 60, 61, 419, 420, 428, 433, 440

[56] **References Cited**

U.S. PATENT DOCUMENTS

D. 282,364	1/1986	Takahashi et al.	D14/138
D. 300,431	3/1989	Sube et al.	D14/138
D. 301,034	5/1989	Fujita et al.	D14/138
D. 309,301	7/1990	Soren et al. .	
D. 314,573	2/1991	Kobayashi et al.	D14/138
D. 315,346	3/1991	Nagele .	
D. 321,184	10/1991	Colida	D14/138
D. 322,435	12/1991	Nakamachi et al. .	
D. 323,325	1/1992	Seki	D14/138
D. 327,062	1/1992	Taylor et al.	D14/138
D. 334,187	3/1993	Matsuda	D14/138
D. 334,746	4/1993	Novak	D14/138
D. 334,926	4/1993	Hunt et al.	D14/138

Primary Examiner—Alan P. Douglas
Assistant Examiner—Jeffrey Asch
Attorney, Agent, or Firm—Kirk W. Dailey; John A. Fisher; Rolland R. Hackbart

[57] **CLAIM**

The ornamental design for a portable telephone, as shown and described.

DESCRIPTION

FIG. **1** is a front, top, and left side perspective view showing my new design for a portable telephone;
FIG. **2** is a bottom plan view thereof;
FIG. **3** is a rear elevational view thereof; and,
FIG. **4** is a right elevational view thereof.

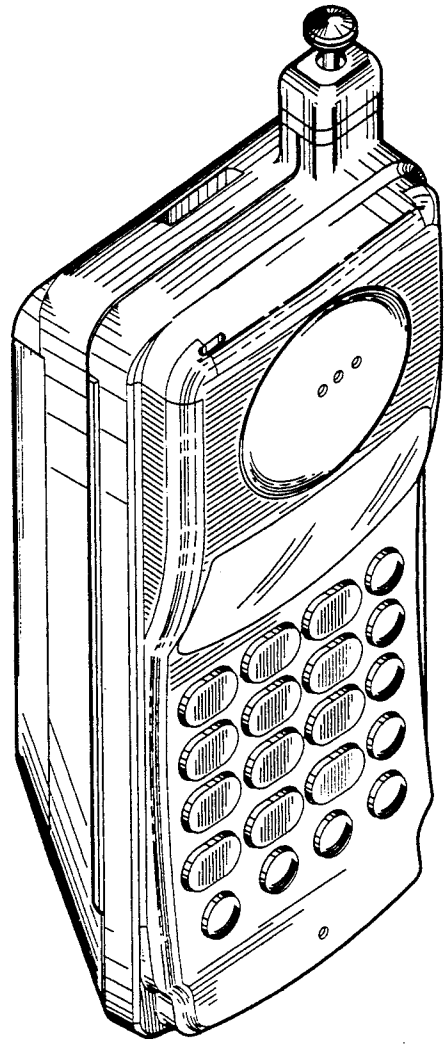

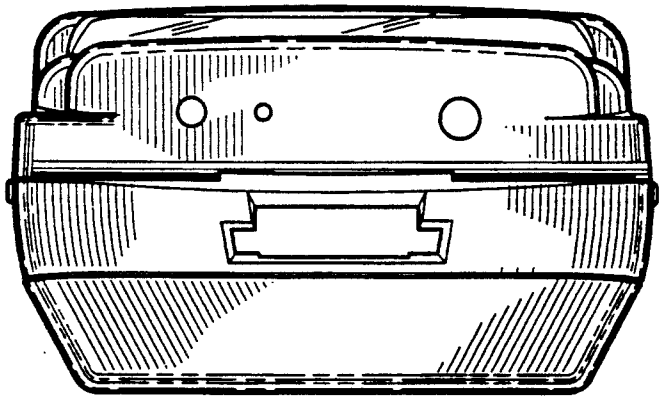

FIG.2

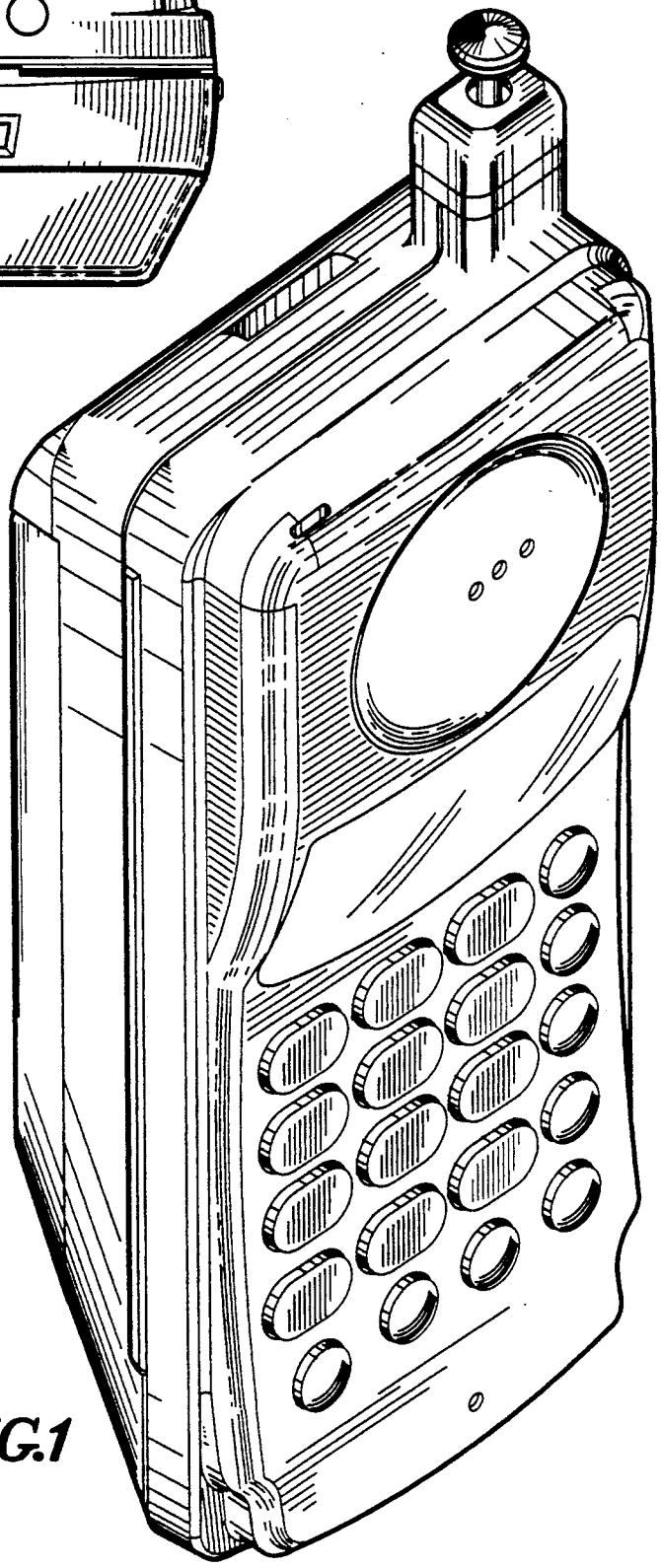

FIG.1



FIG.3

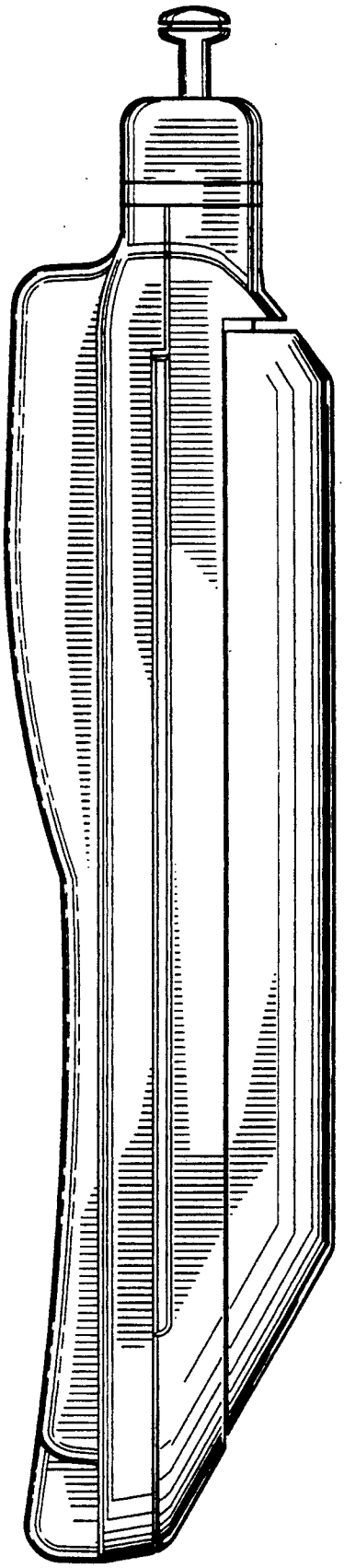

FIG.4