



US00D660554S

(12) **United States Design Patent**  
**Blackshear**

(10) **Patent No.:** **US D660,554 S**

(45) **Date of Patent:** **\*\* May 29, 2012**

(54) **HAT WITH FIN**

(76) Inventor: **Benjamin Blackshear**, Benicia, CA  
(US)

(\*\*) Term: **14 Years**

(21) Appl. No.: **29/406,440**

(22) Filed: **Nov. 14, 2011**

(51) **LOC (9) Cl.** ..... **02-03**

(52) **U.S. Cl.** ..... **D2/872**

(58) **Field of Classification Search** ..... D2/865,  
D2/866, 869, 870, 871, 872, 873, 874, 875,  
D2/878, 876, 879, 882, 883, 884, 886, 888,  
D2/891, 892, 893, 894, 895; D21/597, 599;  
2/10, 171, 171.1, 195.1, 183, 209.12, 209.13,  
2/410, 425; 40/329

See application file for complete search history.

(56) **References Cited**

**U.S. PATENT DOCUMENTS**

D167,790	S	*	9/1952	Adams	.....	D29/106
D191,977	S	*	12/1961	Flynn	.....	D2/871
D195,778	S	*	7/1963	White	.....	D21/599
3,395,702	A	*	8/1968	White	.....	128/866
D251,157	S	*	2/1979	Walter	.....	D2/869
D261,448	S	*	10/1981	Liebscher	.....	D3/211
D284,328	S	*	6/1986	Bieber	.....	D2/872
D308,084	S	*	5/1990	Smith et al.	.....	D21/599
D325,656	S	*	4/1992	Davis	.....	D32/21
5,239,704	A	*	8/1993	Cornelio et al.	.....	2/195.2
D344,845	S	*	3/1994	Beitscher et al.	.....	D2/869
D370,530	S	*	6/1996	King et al.	.....	D24/110.5
D428,956	S	*	8/2000	Harwell, IV	.....	D21/806

D461,871	S	*	8/2002	Flowers	.....	D23/208
D497,965	S	*	11/2004	Barbis	.....	D21/805
D576,243	S	*	9/2008	Moseley	.....	D21/803
D579,179	S	*	10/2008	Childress	.....	D2/882
D583,515	S	*	12/2008	Rodgers	.....	D29/122
D610,783	S	*	3/2010	Miller	.....	D2/882
D626,484	S	*	11/2010	Striker	.....	D12/199
D636,543	S	*	4/2011	Oblack et al.	.....	D30/160
D654,251	S	*	2/2012	Alkas-Shamoun	.....	D2/882
2003/0226192	A1	*	12/2003	Wang	.....	2/183

**FOREIGN PATENT DOCUMENTS**

HK 1100011.6 \* 1/2011

\* cited by examiner

*Primary Examiner* — Karen E Eldridge Powers

(74) *Attorney, Agent, or Firm* — Bay Area Technology Law Group PC

(57) **CLAIM**

The ornamental design for a hat with fin, as shown and described.

**DESCRIPTION**

FIG. 1 is a perspective view of a hat with fin showing my new design;

FIG. 2 is a front elevation view of the design shown in FIG. 1;

FIG. 3 is a rear elevation view of the design shown in FIG. 1;

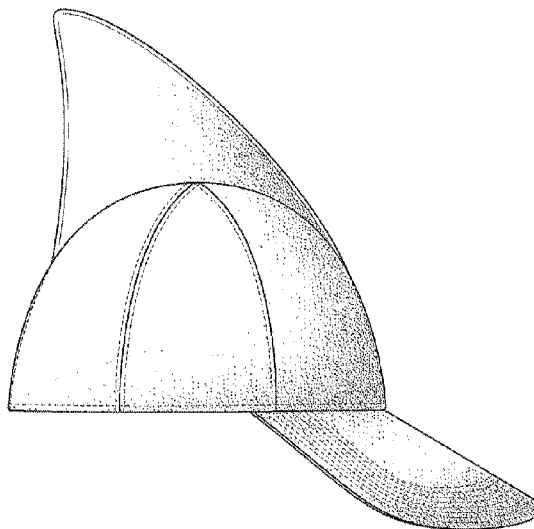
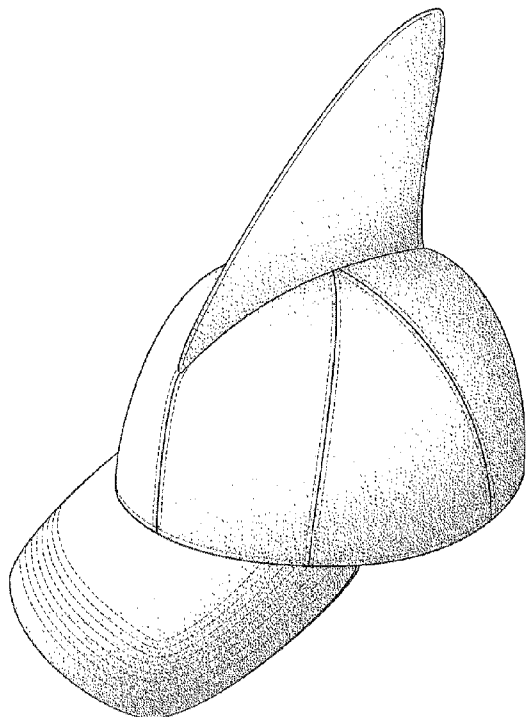
FIG. 4 is a right side elevation view of the design shown in FIG. 1;

FIG. 5 is a left side elevation view of the design shown in FIG. 1;

FIG. 6 is a top plan view of the design shown in FIG. 1; and,

FIG. 7 is a bottom plan view of the design shown in FIG. 1.

**1 Claim, 3 Drawing Sheets**



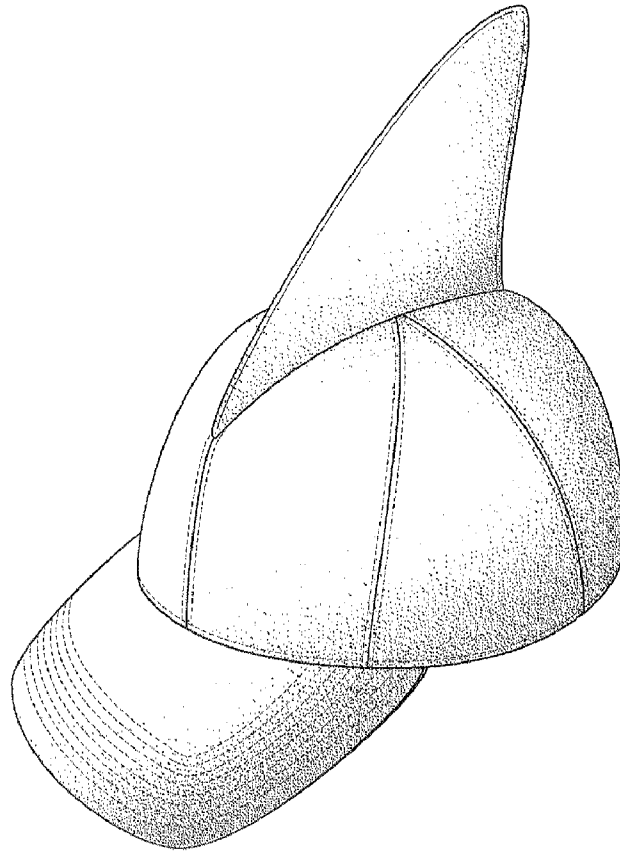


FIG. 1

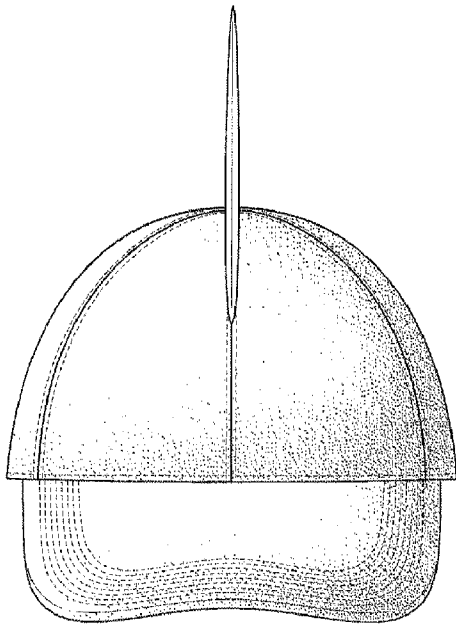


FIG. 2

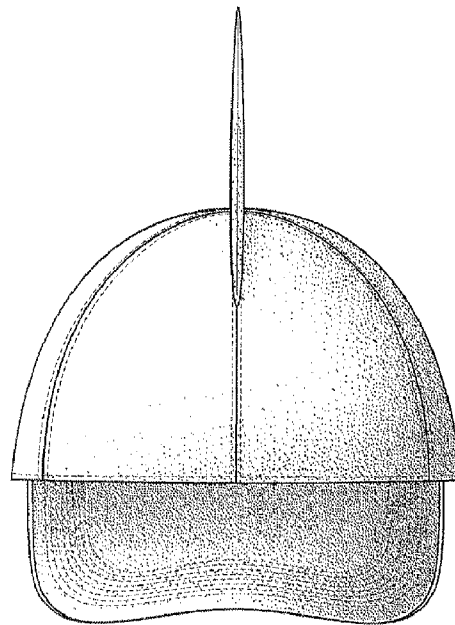


FIG. 3

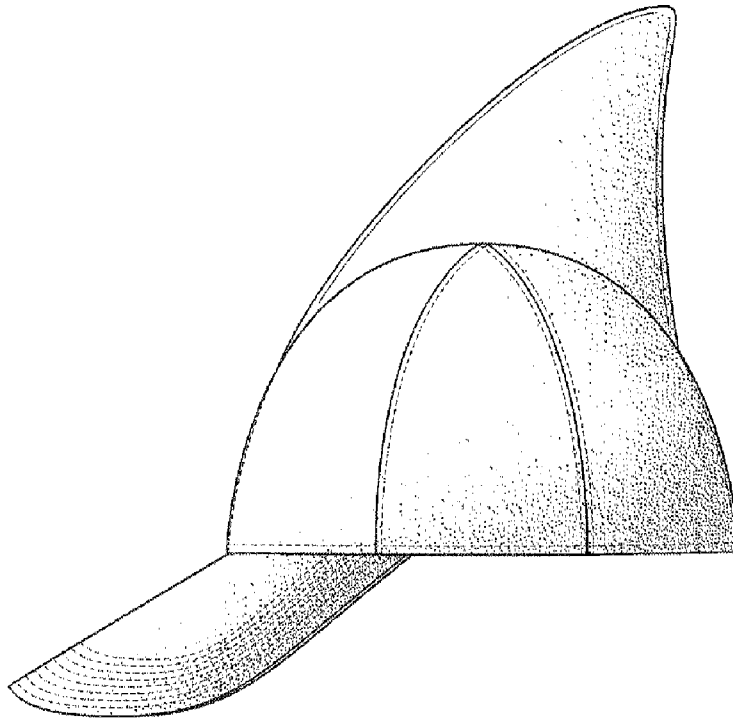


FIG. 4

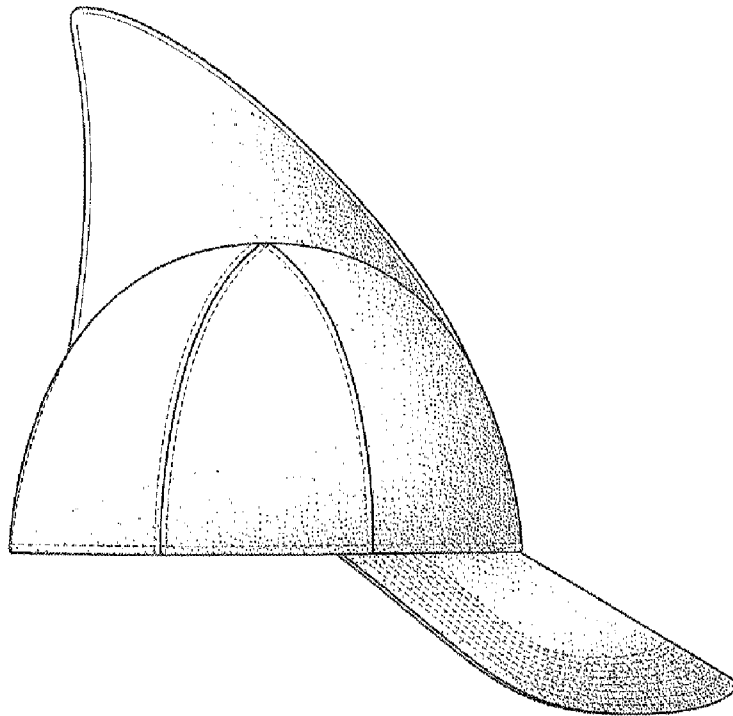
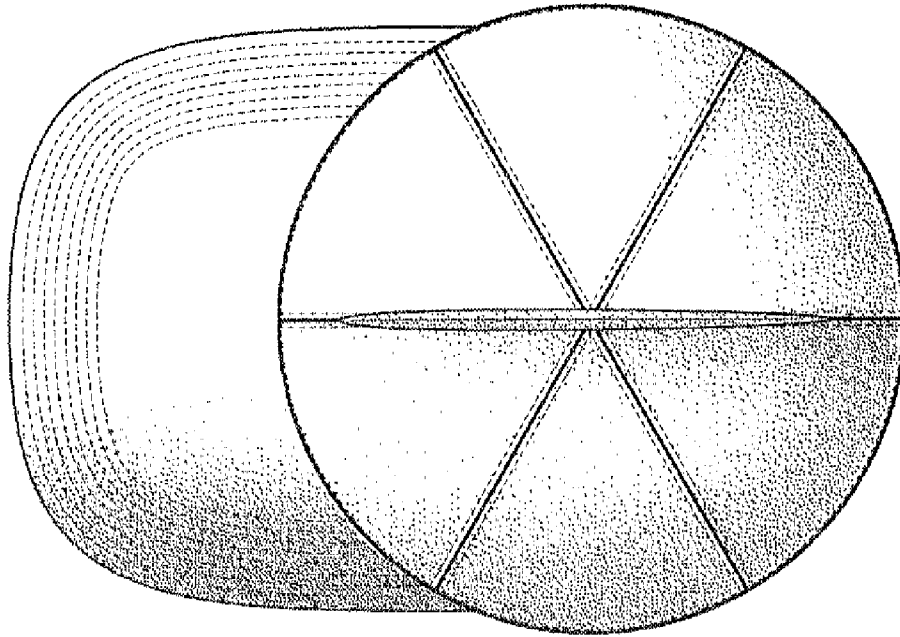
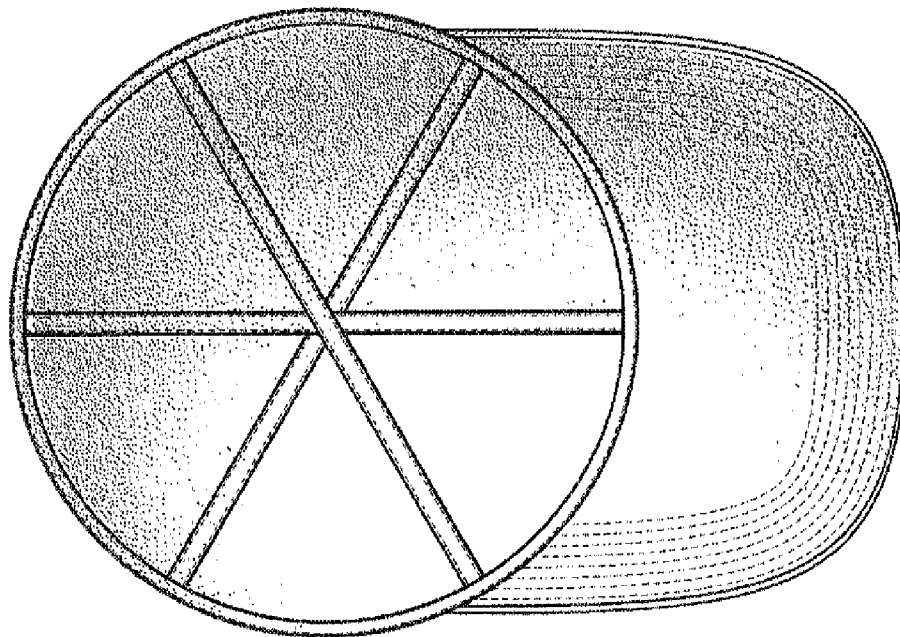


FIG. 5



**FIG. 6**



**FIG. 7**