



US00D513603S

(12) **United States Design Patent**
Shondel

(10) **Patent No.:** **US D513,603 S**

(45) **Date of Patent:** **** Jan. 17, 2006**

(54) **TIRE TREAD**

(75) Inventor: **Jonathan James Shondel**, Massillon,
OH (US)

(73) Assignee: **The Goodyear Tire & Rubber
Company**, Akron, OH (US)

(**) Term: **14 Years**

(21) Appl. No.: **29/225,826**

(22) Filed: **Mar. 21, 2005**

(51) **LOC (8) Cl.** **12-15**

(52) **U.S. Cl.** **D12/524**

(58) **Field of Classification Search** D12/515,
D12/517, 518, 519, 520, 521, 522, 523, 524,
D12/531, 532, 586, 590, 591; 152/209.1,
152/209.8, 209.9, 209.13, 455

See application file for complete search history.

(56) **References Cited**

U.S. PATENT DOCUMENTS

D483,003 S * 12/2003 Shirouzo D12/517
D502,441 S * 3/2005 Lo D12/521

OTHER PUBLICATIONS

Yokohama AVS Winter Tire, 2004 Tread Design Guide, Jan.
2004, p. 64. 3/5.*

* cited by examiner

Primary Examiner—Robert M. Spear

(74) *Attorney, Agent, or Firm*—Richard B. O’Planick

(57) **CLAIM**

The ornamental Design for a tire tread, as shown and
described.

DESCRIPTION

FIG. 1 is a perspective view of a tire tread showing my new
design, it being understood that the pattern repeats uni-
formly throughout the circumference of the tread;

FIG. 2 is a front elevational view thereof;

FIG. 3 is a right side elevational view thereof;

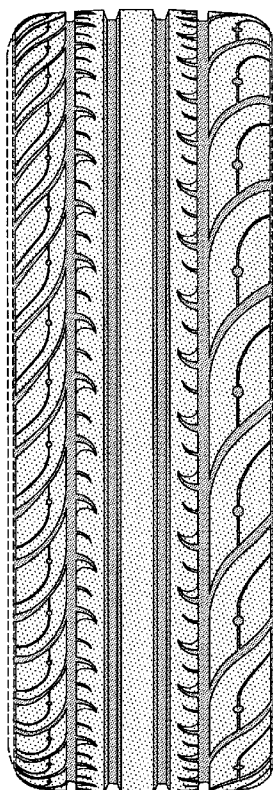
FIG. 4 is a left side elevational view thereof; and,

FIG. 5 is an enlarged fragmentary front elevational view
thereof.

In the drawings, the broken lines defining the sidewall, inner
bead and the peripheral boundary between the tire tread and
the sidewall are for illustrative purposes only and form no
part of the claimed design.

The dark stippled surface shading represents the recessed
portion of the tread grooves, having the depth shown at the
top and bottom of FIG. 2.

1 Claim, 5 Drawing Sheets



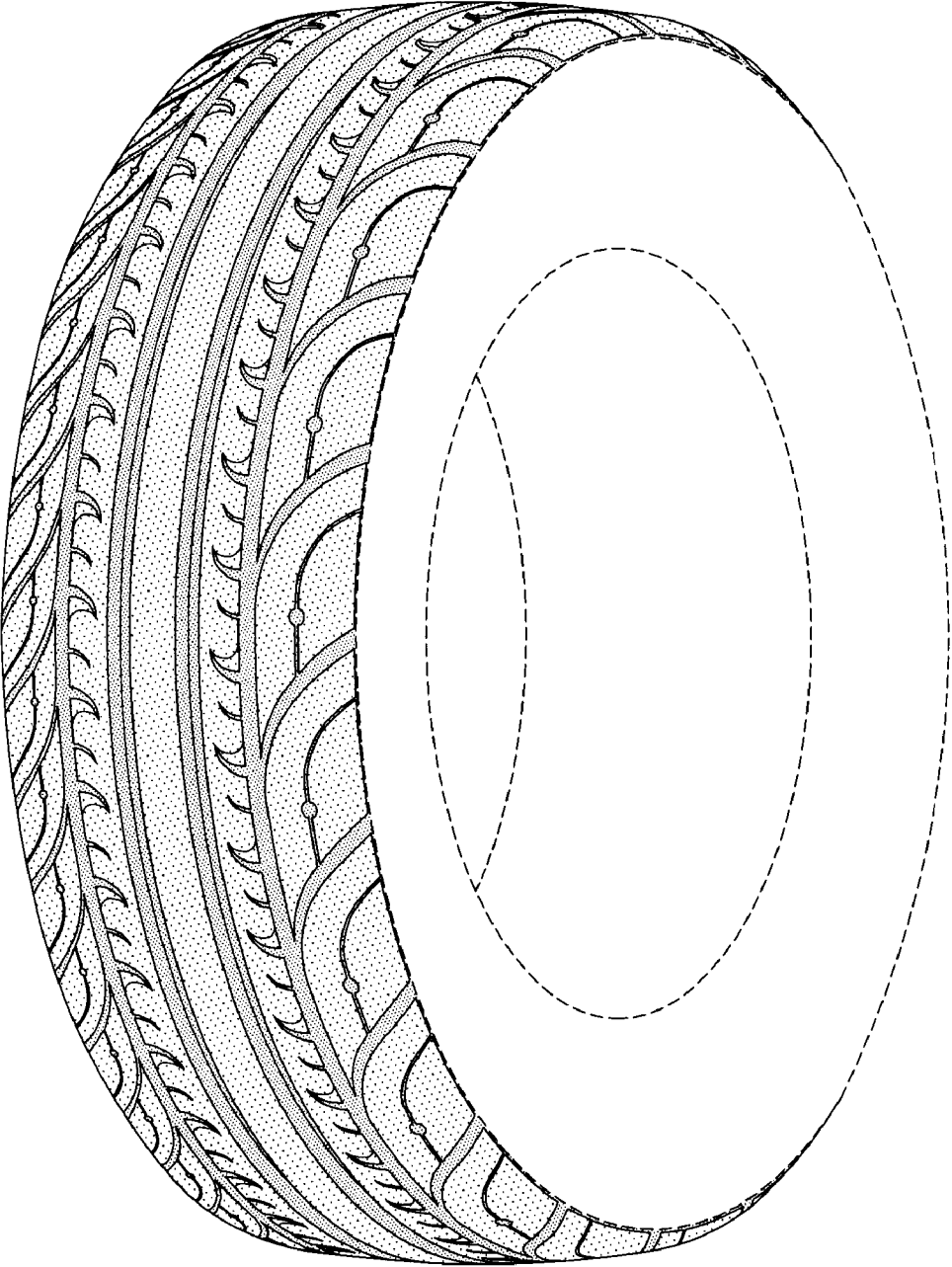


FIG-1

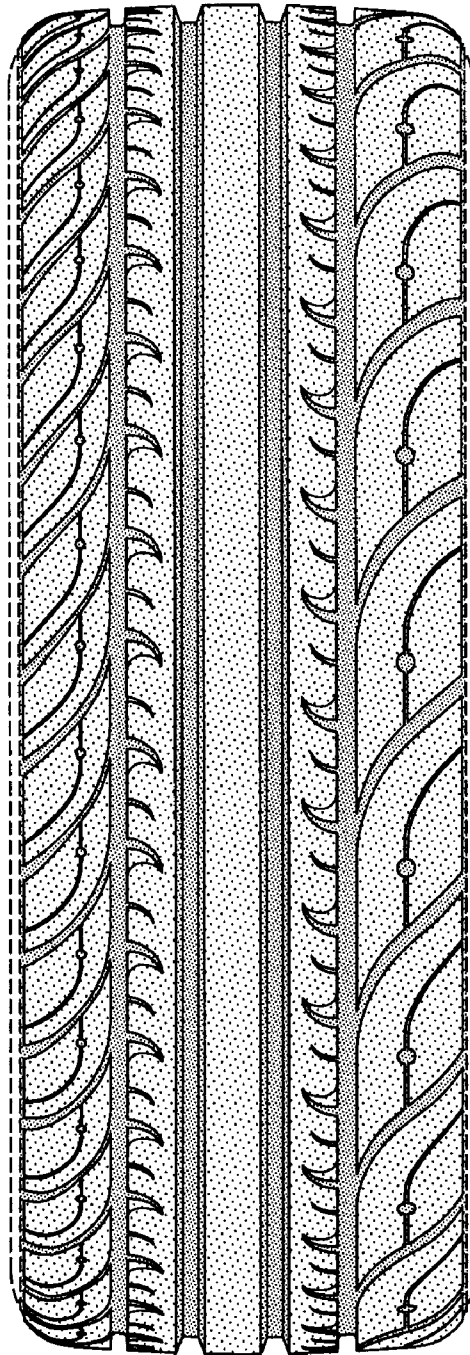


FIG-2

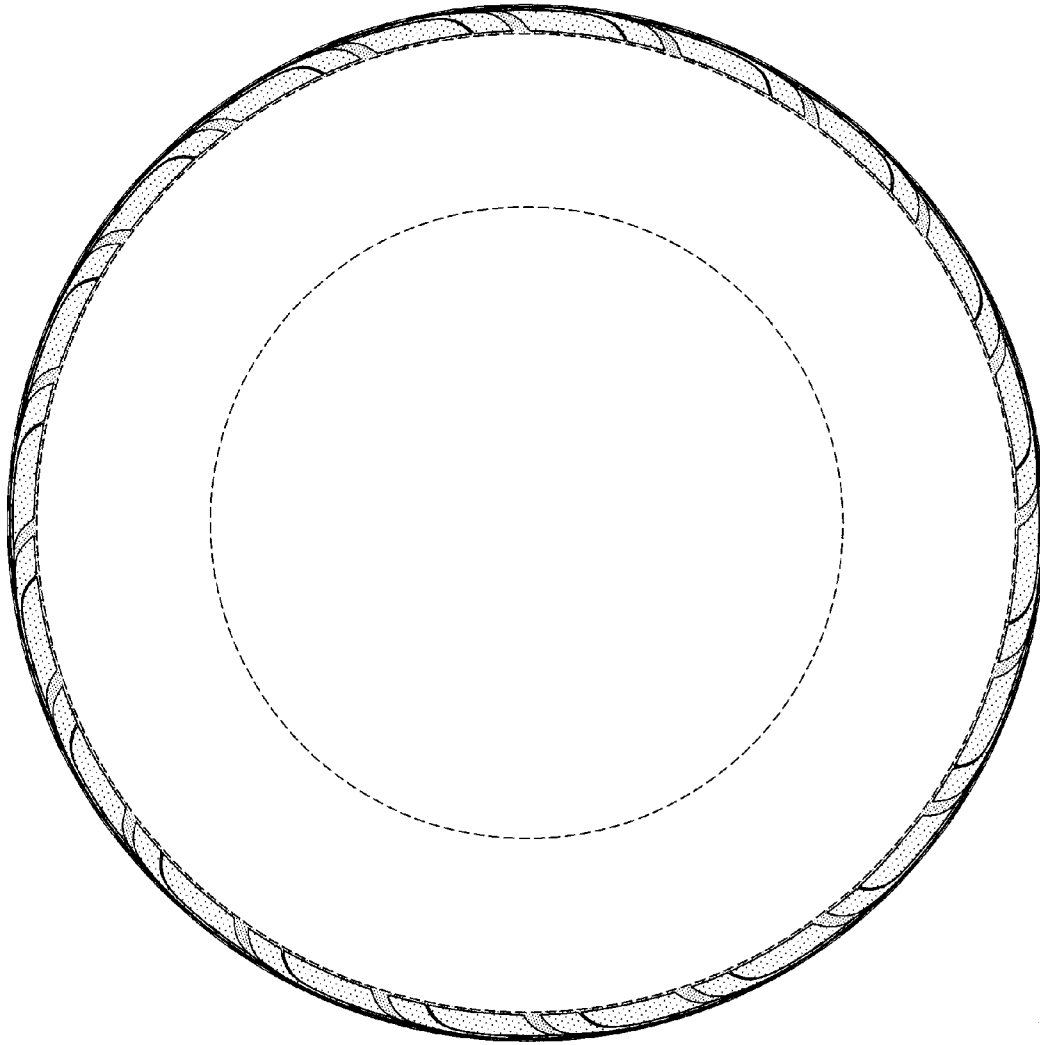


FIG-3

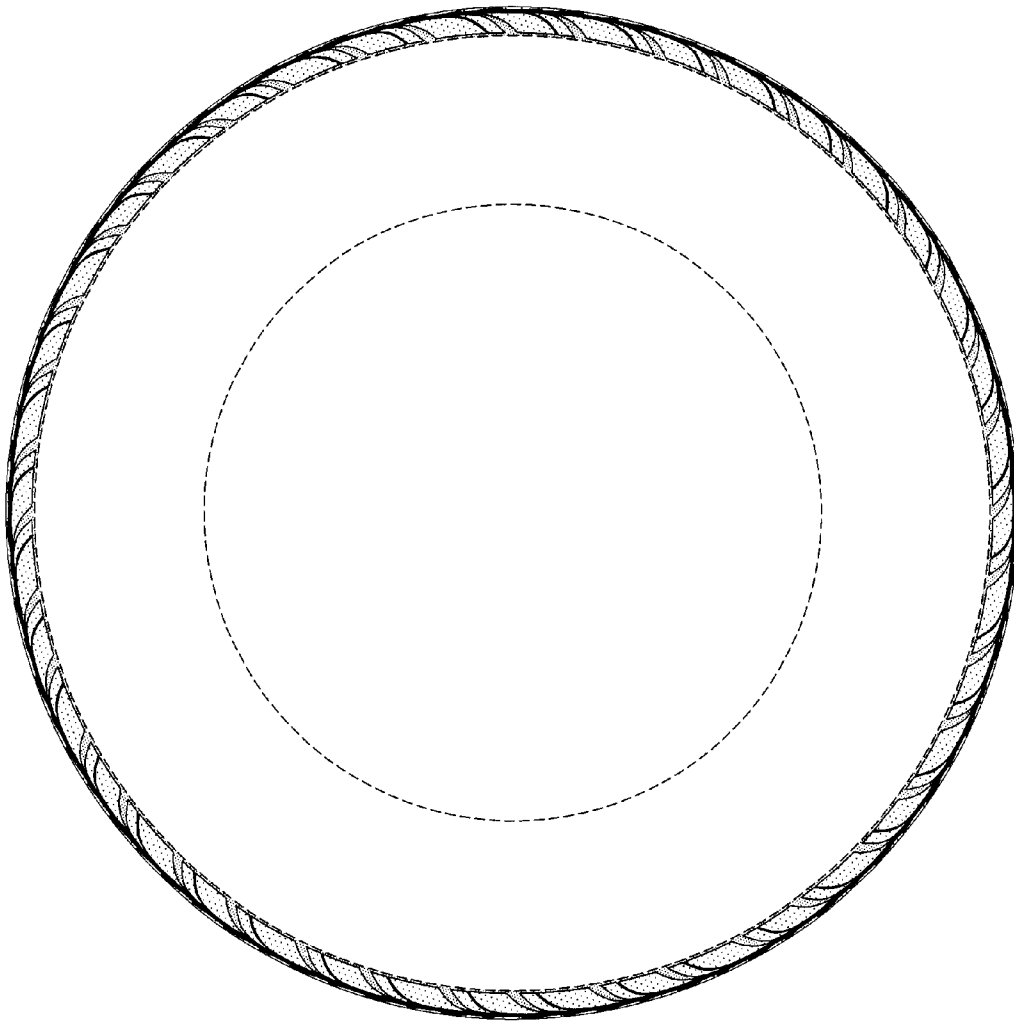


FIG-4




FIG-5