

Aug. 20, 1935.

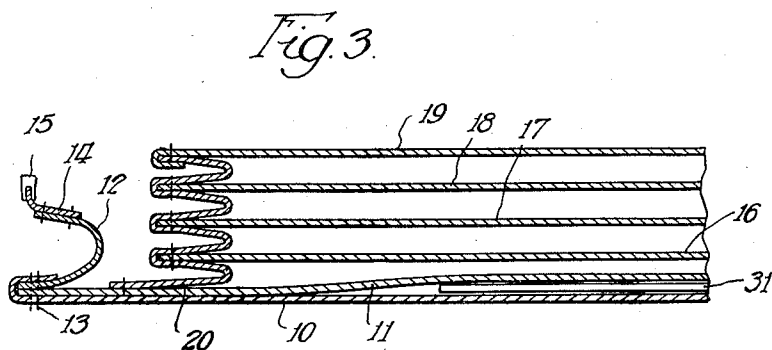
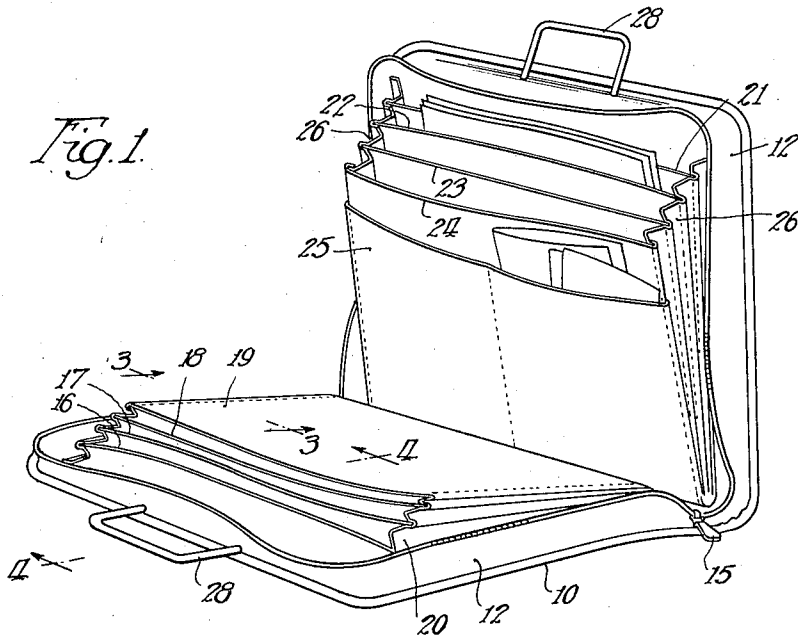
L. STEIN

2,011,879

MULTIPOCKET BRIEF CASE AND PORTFOLIO

Filed June 14, 1934

2 Sheets-Sheet 1



Aug. 20, 1935.


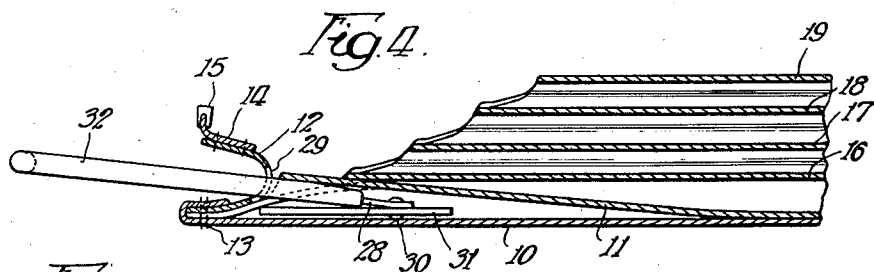
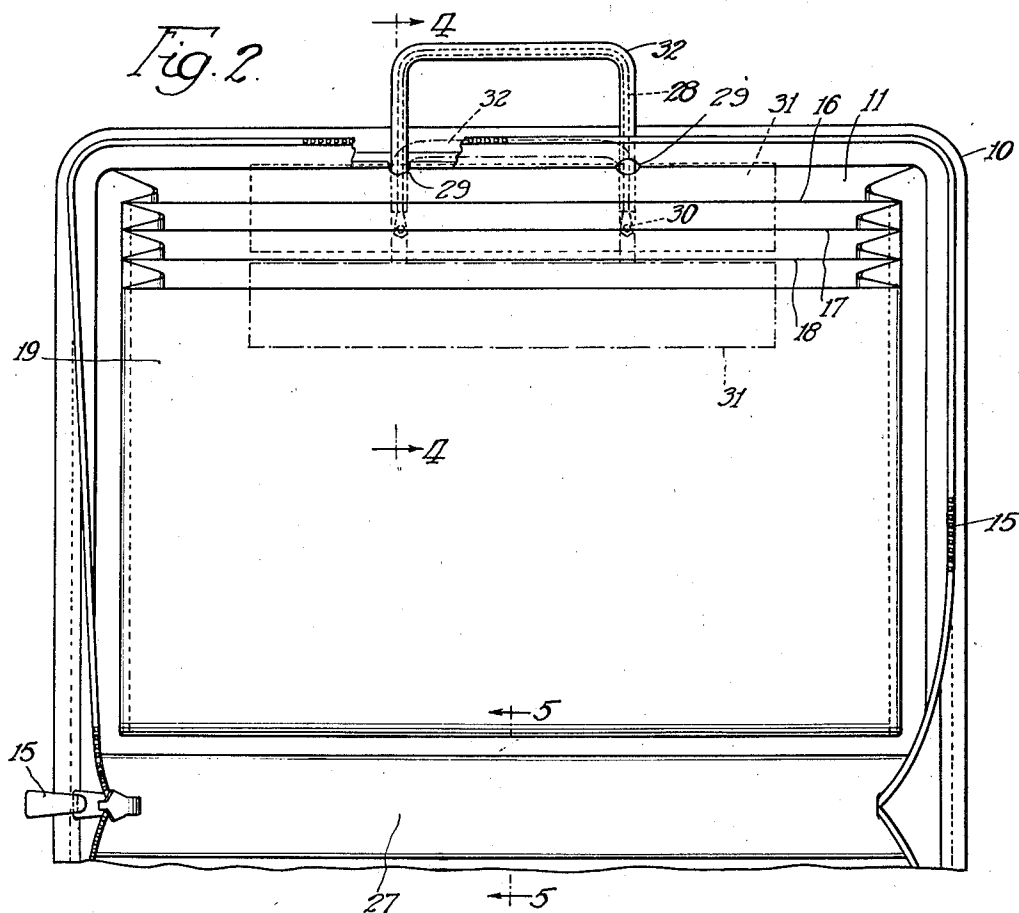
L. STEIN

2,011,879

MULTIPOCKET BRIEF CASE AND PORTFOLIO

Filed June 14, 1934

2 Sheets-Sheet 2



Witness:
V. Siljander

Inventor
Leo Stein
Still and Still
Attys.

UNITED STATES PATENT OFFICE

2,011,879

MULTIPOCKET BRIEF-CASE AND
PORTFOLIO

Leo Stein, Chicago, Ill.

Application June 14, 1934, Serial No. 730,555

5 Claims. (Cl. 150—1.6)

My invention relates to luggage or bags, and more particularly it relates to an improved receptacle adapted either as a portfolio or a brief-case for use by professional people and others in carrying documents and for use by salesmen, teachers, students and the like in carrying pamphlets, catalogues, samples, etc. of substantial bulk and weight.

It is an object of the invention to provide an improved combination portfolio and brief-case comprising an outer casing providing a mounting for a plurality of pockets adapted as receptacles for documents, catalogues, samples and the like, the pockets being so arranged that when the case is opened the contents of each pocket are exposed to view at the top.

Another object of the invention is the provision of an improved combination portfolio and brief-case adapted to be opened out flat in book-fashion so that the contents may be easily accessible for removal or display.

A further object of the invention is the provision of an improved carrying device adapted for use either as a portfolio or as a brief-case and which always maintains a neat, compact appearance whether filled to capacity or otherwise.

A brief-case, when filled to capacity, is most conveniently carried by means of handles, but if used as a portfolio for carrying ordinary documents of lighter weight and lesser bulk, it is most conveniently carried under the arm, in which case the handles are both superfluous and inappropriate. The invention has as another of its objects the provision of an improved combination brief-case and portfolio having concealed handles adapted to be extended for use when needed and tucked out of the way or retracted to a position where they are invisible when not in use.

A further object of the invention is the provision of improved handles and mounting means therefor adapting the handles to be substantially concealed within the mounting means when retracted and to be easily extended for use as a carrying means.

A still further object of the invention is the provision of a device of the kind described having improved details of arrangement and construction of certain members fastened to the casing in cooperative relation whereby the casing is reinforced and its distortion is minimized when loaded to capacity.

Still another object of the invention is the provision of a device of the kind described which is neat in appearance, durable, and is satisfactory for a plurality of uses to which it is adapted.

Many other objects and advantages of the construction herein shown and described will be obvious to those skilled in the art from the disclosure herein given.

To this end my invention consists in the novel construction, arrangement and combination of parts herein shown and described, and more particularly pointed out in the claims.

In the drawings, wherein like reference characters indicate like or corresponding parts:

Fig. 1 is a perspective view of the device in partially open position;

Fig. 2 is an interior view of one side of the device;

Fig. 3 is a view along the line 3—3 of Fig. 1;

Fig. 4 is a view along the line 4—4 of Fig. 2; and

Fig. 5 is a view along the line 5—5 of Fig. 2.

Referring now more particularly to the drawings, the invention is shown as embodied in a combination portfolio and brief-case comprising a casing 10, preferably made of a piece of leather or similar flexible material, foldable transversely along its median line to provide the side walls of the case. Each side wall is lined by a relatively rigid member 11 providing reinforcement and adding rigidity to the casing.

A pair of flexible bellows members 12 extend from the bottom of the casing around the ends and top of each side wall. The edge of the casing 10 is folded over the members 11 and 12 at the top and ends, and the members 10, 11 and 12 are fastened together by lines of stitches 13.

A pair of flexible material strips 14 are fastened one on the free edge of each bellows member 12. The strips 14 carry cooperating hookless fasteners 15 operable to completely open and close the case along the ends and top.

A plurality of partitions respectively designated by the numerals 16, 17, 18 and 19 are arranged substantially parallel to each other and to the adjacent side wall of the case. Bellows members 20 connect the side wall of the case with the ends and lower edges of the partitions 16, 17, 18 and 19, thereby forming expansible pockets adapted to receive pamphlets, documents and the like.

A plurality of partitions respectively designated by the numerals 21, 22, 23, 24 and 25 are similarly arranged in substantially parallel relation to each other and to the other side wall of the case with bellows members 26 fastening their ends and lower edges together and securing the partitions to the adjacent side wall to form expansible pockets. The bottoms of the

partitions are in substantial alignment and their height increases outwardly in such a manner that the top portions of the contents of each pocket may be visible when the case is opened.

5 The lower edges of the lining members 11 are connected by a flexible reinforcing strip 27, preferably of the same material as the casing 10 or lining 11. The strip 27 is fastened to the lining 11 and to the bottom of the case by suitable adhesive material, or by stitching. The double thickness of material provided along the bottom strengthens the case where it is subjected to wear by reason of its bending upon opening and closing the case.

15 A pair of handle members are mounted one on each end of the casing 10 so as to be in juxtaposition when the case is closed. Each handle member comprises a frame 28 constructed of metal or similar material of sufficient strength and rigidity to carry the case when filled to capacity. The frame 28 is preferably U-shaped and has its stems extending through and closely fitting apertures 29 provided for that purpose in the bellows member 12. The frames 28 are provided with covers 32, preferably of the same material as the casing 10 or the bellows members 12. The inner ends of each frame 28 are fastened by rivets 30 to plates 31 positioned between the casing 10 and the adjacent linings 11. The handles and the plates 31 connected therewith are adapted to be pushed inwardly until the projecting portions of the handles lie entirely within and are substantially concealed by the folds of the bellows members 12. The handles are movable to operative position by extending the same until the top edges of the plate 31 respectively engage the adjacent linings 11. The described mounting for the handles enables the case to be used as a portfolio and carried under the arm with the handles concealed or to be used as a brief-case with the handles extended.

40 Thus, it will be seen, that I have provided an improved combination portfolio and a brief-case comprising a plurality of novel features, including a unitary casing folded transversely to form side walls providing a mounting for a plurality of pockets enclosed by the casing with the pockets of diminishing depth inwardly and so arranged that the contents are visible. It also provides hookless fastening means adapted to close the ends and the top of the casing when folded; and handle members and mountings therefor adapted to permit the handles to be extended for use and retracted to substantially concealed position when not in use.

55 Having thus described my invention, it is obvious that various immaterial modifications may be made in the same without departing from the spirit of my invention; hence I do not wish to be understood as limiting myself to the exact form, construction, arrangement and combination of parts herein shown and described or uses mentioned.

60 What I claim as new and desire to secure by Letters Patent is:

1. An article of the kind described comprising a sheet of material folded transversely along its middle portion to provide the side walls of a casing, a pair of members respectively forming lining members for said side walls terminating short of the folded portion, said side walls having their end and top marginal edges folded over and fastened to the corresponding edges of the lining members, a pair of bellows members each having one edge fastened between said marginal

edges and lining members, and means adapted to connect the free edges of said bellows members when the casing is closed.

2. An article of the kind described comprising a sheet of material folded transversely along its middle portion to provide the side walls of a casing, a pair of members respectively forming lining members for said side walls terminating short of the folded portion, said side walls having their end and top marginal edges folded over and fastened to the corresponding edges of the lining members, a pair of bellows members each having one edge fastened between said marginal edges and lining members, means adapted to connect the free edges of said bellows members when the casing is closed, a plurality of material sheets extending substantially parallel to said side walls with their ends terminating adjacent said bellows members, inner bellows members fastened to the ends and bottom of said material sheets to provide expansible pockets, and fastening means connecting the outer edges of each of said inner bellows members with the adjacent lining member.

3. An article of the kind described comprising a sheet of material folded transversely along its middle portion to provide the side walls of a casing, a pair of members respectively forming lining members for said side walls terminating short of the folded portion, said side walls having their end and top marginal edges folded over and fastened to the corresponding edges of the lining members, a pair of bellows members each having one edge fastened between said marginal edges and lining members, means adapted to connect the free edges of said bellows members when the casing is closed, a plurality of material sheets arranged in two groups, one in each side of the casing and extending substantially parallel to said side walls with their ends terminating adjacent said bellows members, a pair of inner bellows members respectively fastened to the ends and bottom of said plurality of material sheets forming each group to provide expansible pockets, and means fastening the outer edge of each of said inner bellows members to the adjacent lining member, said parallel sheets having their lower edges in substantial alignment and their upper edges successively terminating above the next adjacent inner sheet.

4. An article of the kind described comprising a sheet of material folded transversely along its middle portion to provide the side walls of a casing, a pair of members respectively forming lining members for said side walls terminating short of the folded portion, said side walls having their end and top marginal edges folded over and fastened to the corresponding edges of the lining members, a pair of bellows members each having one edge fastened between said marginal edges and lining members, means adapted to connect the free edges of said bellows members when the casing is closed, a plurality of material sheets arranged in two groups, one in each side of the casing and extending substantially parallel to said side walls with their ends terminating adjacent said bellows members, a pair of inner bellows members respectively fastened to the ends and bottom of said material sheets comprising each group to provide expansible pockets, and stitches fastening the outer edges of each of said inner bellows members to the adjacent lining member.

5. An article of the kind described comprising

a sheet of material folded transversely along its middle portion to provide the side walls of a casing, a pair of members respectively forming lining members for said side walls terminating
5 short of the folded portion, said side walls having their end and top marginal edges folded over and fastened to the corresponding edges of the lining members, a pair of bellows members each
10 having one edge fastened between said marginal edges and lining members, means adapted to connect the free edges of said bellows members when the casing is closed, a plurality of material sheets arranged in two groups, one in each side

of the casing and extending substantially parallel to said side walls with their ends terminating adjacent said bellows members, a pair of inner bellows members respectively fastened to the ends and bottom of said material sheets comprising each group to provide expansible pockets, and
5 stitches forming the outer edges of said inner bellows members to the adjacent lining members, said parallel sheets having their lower edges in substantial alignment and their upper edges
10 successively terminating above the next adjacent inner sheet.

LEO STEIN.