



US00D882401S

(12) **United States Design Patent**
Yokokura et al.

(10) **Patent No.:** **US D882,401 S**
(45) **Date of Patent:** **** Apr. 28, 2020**

- (54) **PACKAGING CONTAINER**
- (71) Applicant: **KOSE CORPORATION**, Tokyo (JP)
- (72) Inventors: **Naoko Yokokura**, Tokyo (JP); **Yumi Kanamura**, Tokyo (JP)
- (73) Assignee: **KOSE CORPORATION**, Tokyo (JP)
- (**) Term: **15 Years**
- (21) Appl. No.: **29/599,500**
- (22) Filed: **Apr. 4, 2017**

| | | | |
|-------------------|---------|------------------|---------------------------|
| D84,887 S * | 8/1931 | Fuerst | D9/554 |
| D127,479 S * | 5/1941 | Buckingham | D9/452 |
| D139,378 S * | 11/1944 | Coleman | D9/554 |
| D191,418 S * | 9/1961 | Nassour | D9/632 |
| 3,590,989 A * | 7/1971 | Wittwer | B65D 21/0237 206/459.5 |
| D258,202 S * | 2/1981 | Astor | D9/503 |
| 5,165,603 A * | 11/1992 | Hahn | A45D 40/0068 206/823 |
| D365,026 S * | 12/1995 | Kotyuk, Jr. | D9/545 |
| D491,066 S * | 6/2004 | Le Goff | D9/500 |
| 2015/0291312 A1 * | 10/2015 | Kalagher | B65D 81/3227 215/6 |

(30) **Foreign Application Priority Data**

Nov. 29, 2016 (JP) 2016-025875

(51) **LOC (12) Cl.** **09-01**

(52) **U.S. Cl.**

USPC **D9/503**; D9/452; D9/454; D9/554

(58) **Field of Classification Search**

USPC D9/434-435, 444-445, 452, 454, 500,
D9/503-505, 516, 549, 554, 558, 567,
D9/682, 686, 688, 690-691, 715, 719,
D9/601, 670

CPC B65D 1/00; B65D 1/02; B65D 1/0207;
B65D 1/0223; B65D 1/10; B65D 23/00;
B65D 81/00; B65D 2501/00; B65D
2501/0009

See application file for complete search history.

(56) **References Cited**

U.S. PATENT DOCUMENTS

| | | | |
|-------------|--------|--------------------|--------|
| D65,157 S * | 7/1924 | Benois | D9/505 |
| D72,459 S * | 4/1927 | Taylor et al. | D9/554 |
| D72,483 S * | 4/1927 | Long et al. | D9/540 |

OTHER PUBLICATIONS

News Release dated Aug. 8, 2016, by Kose Corporation.

* cited by examiner

Primary Examiner — Dana Meyrow

(74) *Attorney, Agent, or Firm* — Bacon & Thomas, PLLC

(57) **CLAIM**

The ornamental design for packaging container, as shown and described.

DESCRIPTION

FIG. 1 is a perspective view of the invention.
 FIG. 2 is a front view of the invention.
 FIG. 3 is a rear view of the invention.
 FIG. 4 is a top plan view of the invention.
 FIG. 5 is a bottom plan view of the invention.
 FIG. 6 is a right side view of the invention; and,
 FIG. 7 is a left side view of the invention.
 The broken lines in the figures illustrate the portions of the design that form no part of the claimed design.

1 Claim, 7 Drawing Sheets

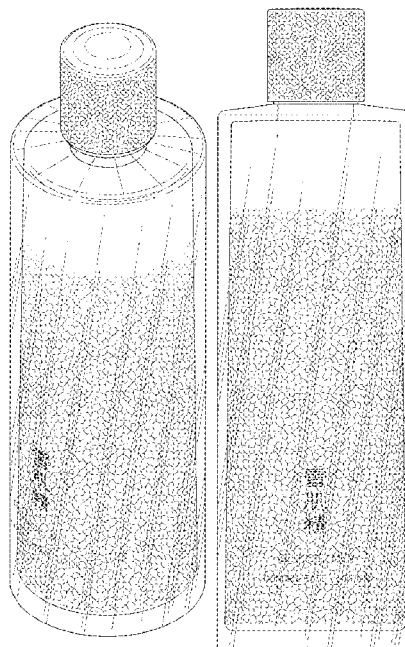


FIG. 1

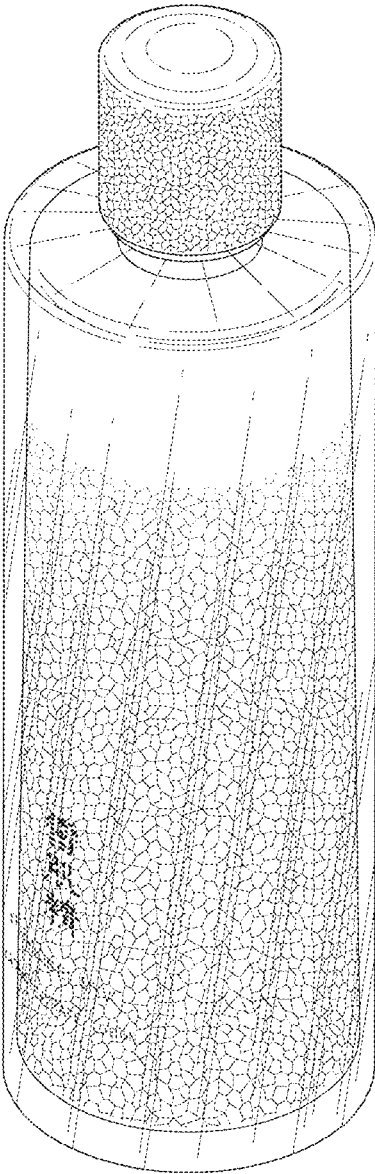


FIG. 2




FIG. 3




FIG.4

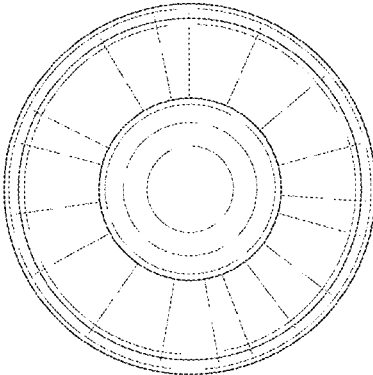


FIG.5

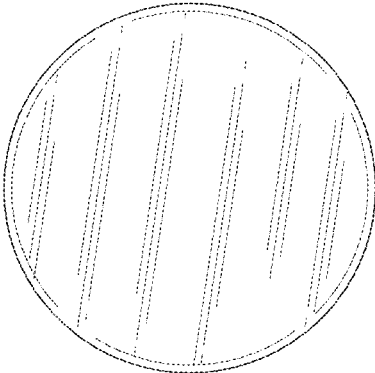


FIG. 6

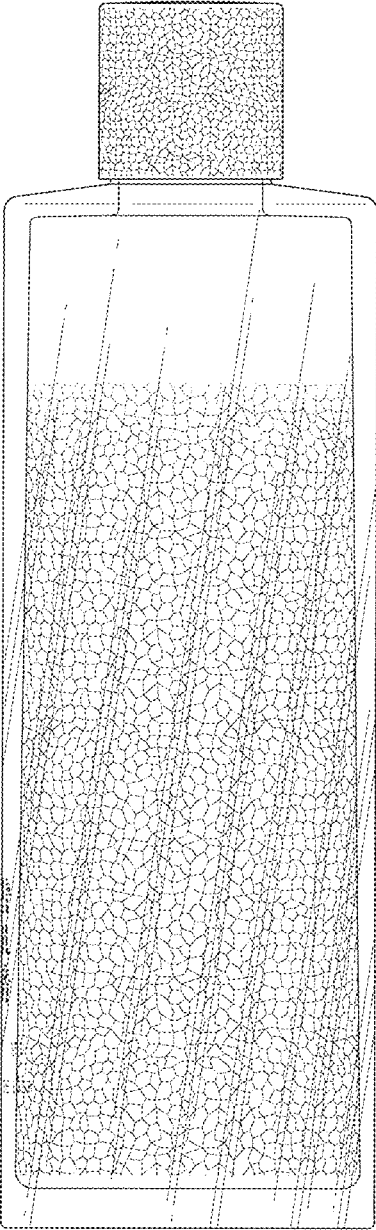


FIG. 7

