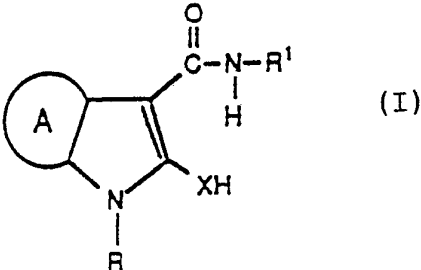
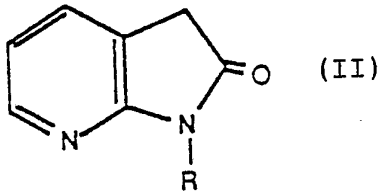




INTERNATIONAL APPLICATION PUBLISHED UNDER THE PATENT COOPERATION TREATY (PCT)

<p>(51) International Patent Classification ⁵ : C07D 471/04, A61K 31/44 // (C07D 471/04, 221/00, 209/00)</p>	A1	<p>(11) International Publication Number: WO 91/18902 (43) International Publication Date: 12 December 1991 (12.12.91)</p>
<p>(21) International Application Number: PCT/US91/03646 (22) International Filing Date: 30 May 1991 (30.05.91) (30) Priority data: 532,304 1 June 1990 (01.06.90) US (71) Applicant: SCHERING CORPORATION [US/US]; 2000 Galloping Hill Road, Kenilworth, NJ 07033 (US). (72) Inventors: SHERLOCK, Margaret, H. ; 34 Parkway West, Bloomfield, NJ 07003 (US). TOM, Wing, C. ; 133 Cedar Grove Parkway, Cedar Grove, NJ 07009 (US). (74) Agents: JEANETTE, Henry, C. et al.; Schering-Plough Corporation, One Giralda Farms, Madison, NJ 07940-1000 (US).</p>		<p>(81) Designated States: AT (European patent), AU, BB, BE (European patent), BF (OAPI patent), BG, BJ (OAPI patent), BR, CA, CF (OAPI patent), CG (OAPI patent), CH (European patent), CI (OAPI patent), CM (OAPI patent), DE (European patent), DK (European patent), ES (European patent), FI, FR (European patent), GA (OAPI patent), GB (European patent), GN (OAPI patent), GR (European patent), HU, IT (European patent), JP, KP, KR, LK, LU (European patent), MC, MG, ML (OAPI patent), MR (OAPI patent), MW, NL (European patent), NO, RO, SD, SE (European patent), SN (OAPI patent), SU, TD (OAPI patent), TG (OAPI patent).</p> <p>Published <i>With international search report. Before the expiration of the time limit for amending the claims and to be republished in the event of the receipt of amendments.</i></p>
<p>(54) Title: SUBSTITUTED 1-H-PYRROLO[2,3-b]PYRIDINE-3-CARBOXAMIDES</p>		
<div style="text-align: center;">  <p>(I)</p> </div> <div style="text-align: center; margin-top: 20px;">  <p>(II)</p> </div>		
<p>(57) Abstract</p> <p>Substituted 1-H-pyrrolo[2,3-b]pyridine-3-carboxamides of formula (I) and their use in pharmaceutical compositions and in treating inflammation are disclosed. In formula (I) ring A represents a fused pyridine ring; X is oxygen or sulfur; and R represents hydrogen, alkyl, aryl, aralkyl, or a heterocyclic aromatic group. R¹ represents alkyl, aryl, aralkyl, or a heterocyclic aromatic group. Another embodiment of the invention is directed to compounds of formula (II), wherein R is as defined above.</p>		

FOR THE PURPOSES OF INFORMATION ONLY

Codes used to identify States party to the PCT on the front pages of pamphlets publishing international applications under the PCT.

AT	Austria	ES	Spain	MG	Madagascar
AU	Australia	FI	Finland	ML	Mali
BB	Barbados	FR	France	MN	Mongolia
BE	Belgium	GA	Gabon	MR	Mauritania
BF	Burkina Faso	GB	United Kingdom	MW	Malawi
BG	Bulgaria	GN	Guinea	NL	Netherlands
BJ	Benin	GR	Greece	NO	Norway
BR	Brazil	HU	Hungary	PL	Poland
CA	Canada	IT	Italy	RO	Romania
CF	Central African Republic	JP	Japan	SD	Sudan
CG	Congo	KP	Democratic People's Republic of Korea	SE	Sweden
CH	Switzerland	KR	Republic of Korea	SN	Senegal
CI	Côte d'Ivoire	LI	Liechtenstein	SU	Soviet Union
CM	Cameroon	LK	Sri Lanka	TD	Chad
CS	Czechoslovakia	LU	Luxembourg	TG	Togo
DE	Germany	MC	Monaco	US	United States of America
DK	Denmark				

|

SUBSTITUTED 1-H-PYRROLO[2,3-b]PYRIDINE-3-CARBOXAMIDES

BACKGROUND OF THE INVENTION

5

The present invention relates to novel substituted 1H-pyrrolo[2,3-b]pyridine-3-carboxamides having antiinflammatory activity and to pharmaceutical compositions and pharmacological methods employing such compounds.

10

Various 2-oxindole carboxamides are disclosed in the art. For example, U.S. Patent No. 4,569,942 discloses certain 2-oxindole-1-carboxamide compounds having an acyl substituent at the 3-position as having analgesic and antiinflammatory activities. European published patent Application Nos. 0 181 136 and 0 173 520 disclose substituted 2-oxindole-3-carboxamides and tricyclic and quadracyclic compounds including the 2-oxindole-3-carboxamide unit as antiinflammatory agents. Various oxindole carboxamides have also been described in U.S. Patent No. 3,634,453; U.S. Patent No. 3,749,731; U.S. Patent No. 4,686,224; and in European Patent Publications 0 173 520; 0 164 860; 0 181 136; 0 137 163 and 0 156 603.

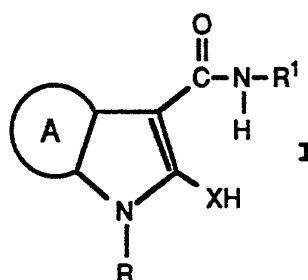
20

SUMMARY OF THE INVENTION

It has now surprisingly been found that compounds of formula I below have particularly advantageous properties useful in the treatment of inflammation:

25

-2-



or a pharmaceutically acceptable salt or solvate thereof, wherein:

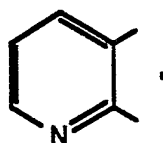
ring A represents a fused pyridine ring;

5 X is oxygen or sulfur; and

R represents hydrogen, alkyl, aryl, aralkyl, or a heterocyclic aromatic group.

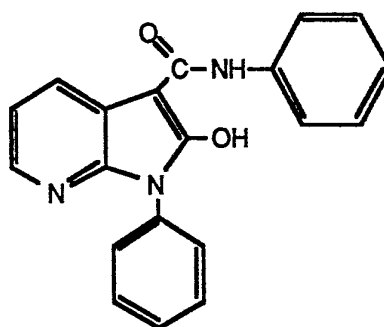
R¹ represents alkyl, aryl, aralkyl, or a heterocyclic aromatic group.

10 Preferably, ring A represents

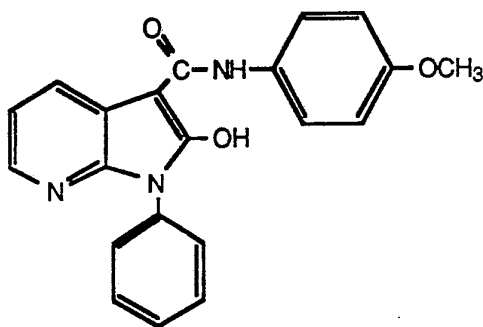
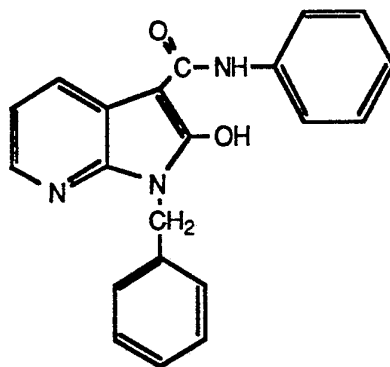
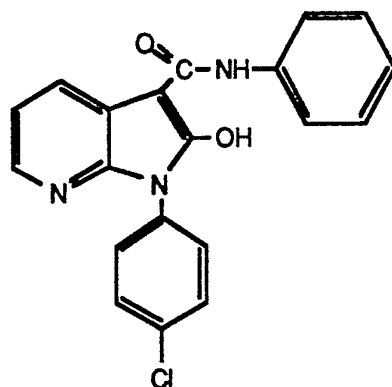


15 X is preferably O. R¹ preferably represents alkyl, phenyl, substituted phenyl, 2-, 3- or 4-pyridyl, 2- or 3-furyl, 2- or 3-thienyl, 2-, 4- or 5-thiazolyl, 2- or 4-imidazolyl, 3-oxazolyl or 5-methyl-3-oxazolyl. R preferably represents H, alkyl, phenyl or substituted phenyl. More preferably, R and R¹ each independently represents phenyl or substituted phenyl.

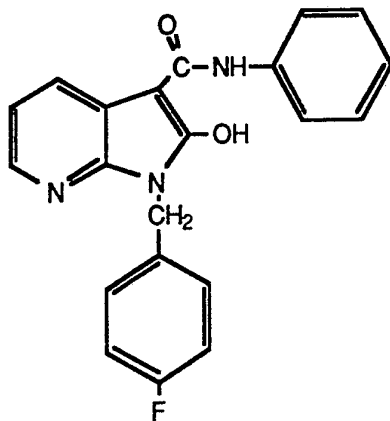
20 Preferred compounds of formula I include:



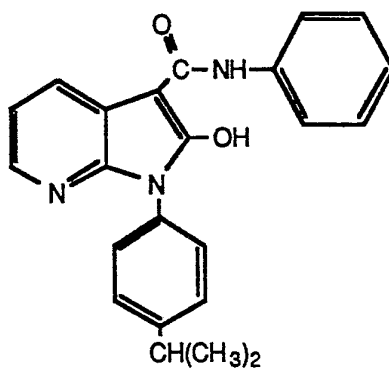
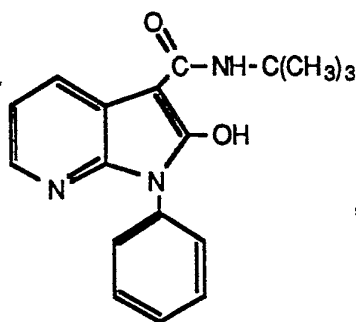
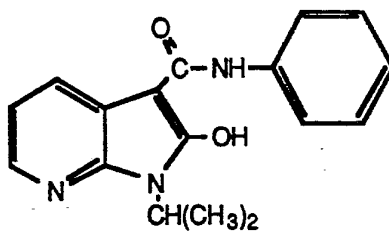
-3-



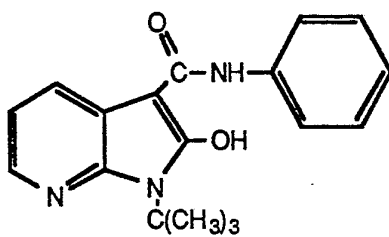
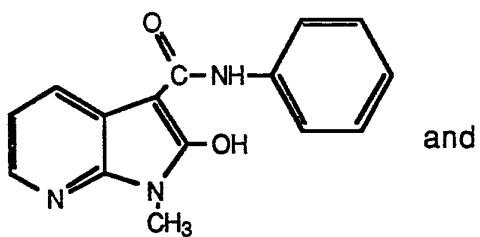
5



-4-



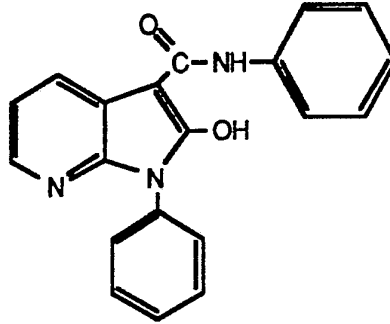
5



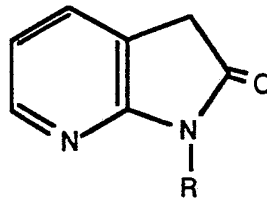
10

-5-

A particularly preferred compound is:



- 5 Another embodiment of the invention is directed to compounds of the formula:



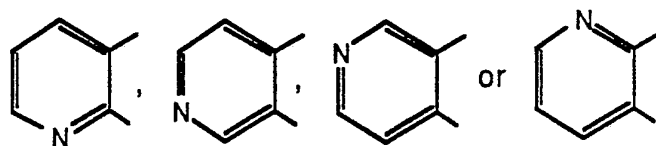
- 10 wherein R is as defined above.

Other embodiments of the invention involve a pharmaceutical composition comprising a compound of formula I in combination with a pharmaceutically acceptable carrier and methods for treating inflammation in a mammal comprising administering to said mammal an effective amount of a compound of formula I for such purpose.

15

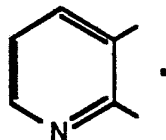
DETAILED DESCRIPTION OF THE INVENTION

- 20 Ring A is a fused pyridine ring, i.e., it has one of the following structures:

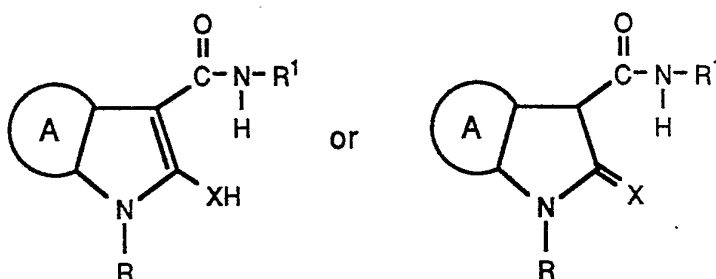


As mentioned above, ring A is preferably

-6-



The compounds of the invention may exist in their keto or
 5 enolic forms. Thus, the compounds of formula I can exist in the form:



Certain compounds of the invention e.g., those with a basic
 10 group, also form pharmaceutically acceptable acid addition salts with
 organic and inorganic acids. Examples of suitable acids for such salt
 formation are hydrochloric, sulfuric, phosphoric, oxalic, malonic, salicylic,
 malic, fumaric, succinic, maleic, methanesulfonic and other mineral and
 carboxylic acids well known to those skilled in the art. The salts are
 15 prepared by contacting the free base form with a sufficient amount of the
 desired acid to produce a salt in the conventional manner. The neutralized
 forms may be regenerated by treating the salt with a suitable base solution
 such as sodium hydroxide, potassium carbonate, ammonia and sodium
 bicarbonate. The neutralized forms differ from their respective salt forms
 20 somewhat in certain physical properties, such as solubility in polar solvents,
 but the salts are otherwise equivalent to their respective neutralized forms
 for purposes of this invention.

Certain compounds of the invention will be acidic in nature,
 e.g., those compounds which possess an enolic group. These compounds
 25 may form pharmaceutically acceptable salts. Examples of such salts are
 the sodium, potassium, calcium, aluminum, gold, copper and silver salts.

As used herein, the terms below have the following meanings,
 unless otherwise indicated:

halo - represents fluoro, chloro, bromo or iodo;

-7-

alkyl (including the alkyl portions of aralkyl, alkoxy, etc.) - represents a straight or branched, saturated hydrocarbon chain having from 1 to 12, preferably from 1 to 6, carbon atoms, for example, methyl, ethyl, propyl, isopropyl, butyl, iso-butyl, tert-butyl, pentyl, hexyl and the like.

5 aryl (including the aryl portion of aralkyl) - represents phenyl, substituted phenyl, 1-naphthyl, 2-naphthyl and indanyl;

aralkyl - represents an alkyl group as defined above in which an aryl group as defined above is substituted for one of the alkyl hydrogen atoms;

10 substituted phenyl - represents a phenyl group in which 1 to 3 hydrogen atoms thereof are replaced by the same or different Y substituents each independently chosen from hydroxy, alkyl, halo, nitro, alkoxy, trifluoromethyl, cyano, cycloalkyl, SH, S(O)_pR^a [wherein p is 0, 1 or 2 and R^a is alkyl or phenyl];

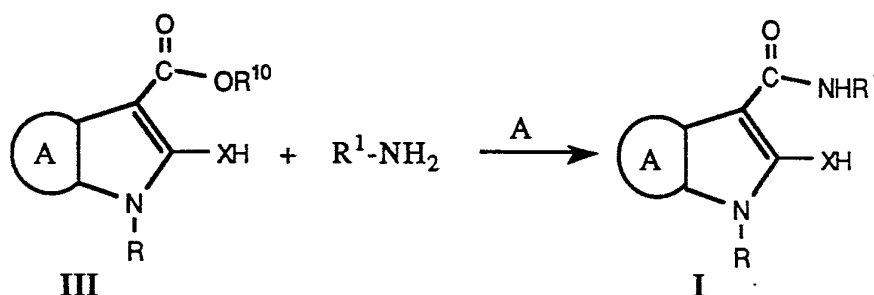
15 cycloalkyl - represents a saturated carbocyclic ring having from 3 to 7 carbon atoms, for example cyclopropyl, cyclobutyl, cyclopentyl, cyclohexyl and the like;

20 alkoxy - represents an alkyl group covalently bonded to an adjacent structural element through an oxygen atom, such as for example, methoxy, ethoxy, n-propoxy, iso-propoxy, t-butoxy, n-pentoxy, n-hexoxy and the like; and

heterocyclic aromatic group - represents a cyclic group having at least one O, S and/or N interrupting a carbocyclic ring structure and having a sufficient number of delocalized pi electrons to provide aromatic character, with the aromatic heterocyclic group having from 2 to 14, preferably from 2 to 6 carbon atoms, e.g., 2-, 3- or 4-pyridyl, 2- or 3-furyl, 2- or 3-thienyl, 2-, 4- or 5-thiazolyl, 2-, 4- or 5-imidazolyl, 2-, 4- or 5-pyrimidinyl, 2-pyrazinyl, 3- or 4-pyridazinyl, 3-, 5- or 6-[1,2,4-triazinyl], 3- or 5-[1,2,4-thiadiazolyl], 2-, 3-, 4-, 5-, 6- or 7-benzofuranyl, 2-, 3-, 4-, 5-, 6- or 7-indolyl, 30 3-, 4- or 5-pyrazolyl, 2-, 4- or 5-oxazolyl, etc., in which the substitutable carbon atoms of the aromatic heterocyclic group may be substituted with a Y group as defined above. Preferred heterocyclic aromatic groups are 2-, 3- or 4-pyridyl, 2- or 3-furyl, 2- or 3-thienyl, 2- or 4-imidazolyl, 2-, 4-, or 5-thiazolyl, 3-oxazolyl or 5-methyl-3-oxazolyl.

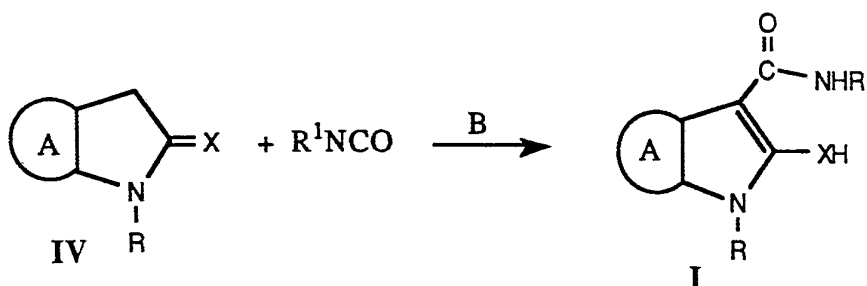
The compounds of formula I may be prepared by general processes A, B and C described below, wherein R, R¹, X and ring A are as described above, unless otherwise indicated.

5 A. The compounds of formula I can be prepared by reacting a compound of formula III with a primary amine R¹NH₂:



10 In the reaction A above, R¹⁰ is an alkyl group such as an ethyl group. The reaction is typically performed at elevated temperature, e.g., from about 50°C to reflux of the solvent. Any suitable solvent can be employed such as xylene, toluene, ethanol, etc. A catalytic amount of base such as triethylamine or sodium methoxide may optionally be included in the reaction mixture.

15 B. The compounds of formula I can also be prepared by reacting a compound of formula IV with an isocyanate R¹NCO:



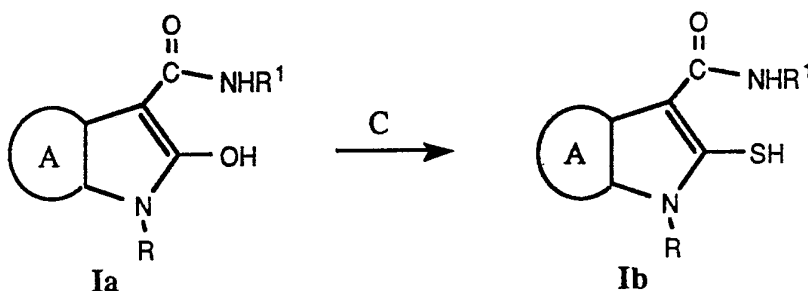
20 The reaction B above can be carried out in a suitable solvent such as dimethylformamide, tetrahydrofuran, or a non-polar hydrocarbon solvent, e.g., toluene, benzene or xylene. The reaction is preferably performed in the presence of a suitable base such as triethylamine, sodium hydride, butyl lithium, etc. Typically, the reaction is performed at

-9-

temperatures of from about 0°C to about 100°C, preferably from about room temperature to about 50°C.

C. Compounds of formula I can also be prepared by the following reaction:

5

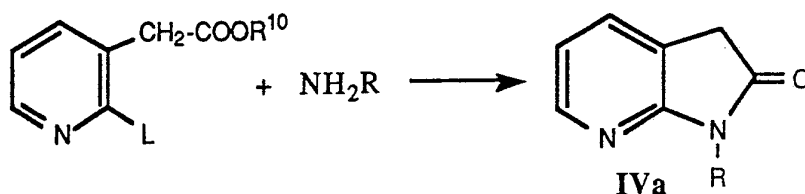


This exchange of sulfur for oxygen can possibly be carried out at an earlier stage in the preparation of the final compounds, e.g., in the preparation of some of the starting compounds III or IV. For example, the compounds of formulas IVa and IIIa below could be sulfurylated as described here. The replacement of oxygen by sulfur can be achieved by treatment with any suitable sulfurylating agent, e.g., Lawesson's reagent or P₂S₅ in a suitable solvent, e.g., toluene, benzene or xylene, at elevated (reflux) temperatures, e.g., 110°C to 140°C.

The starting compounds III and IV used in the above processes A and B are either known or they may be prepared according to processes well-known in the art. Thus, for example, the starting compounds of formula III and IV may be prepared according to the following reaction schemes:

20

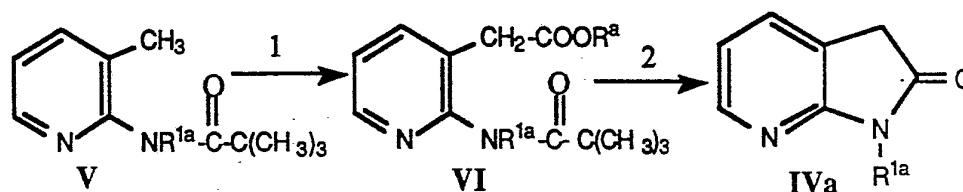
PREPARATIVE SCHEME I:



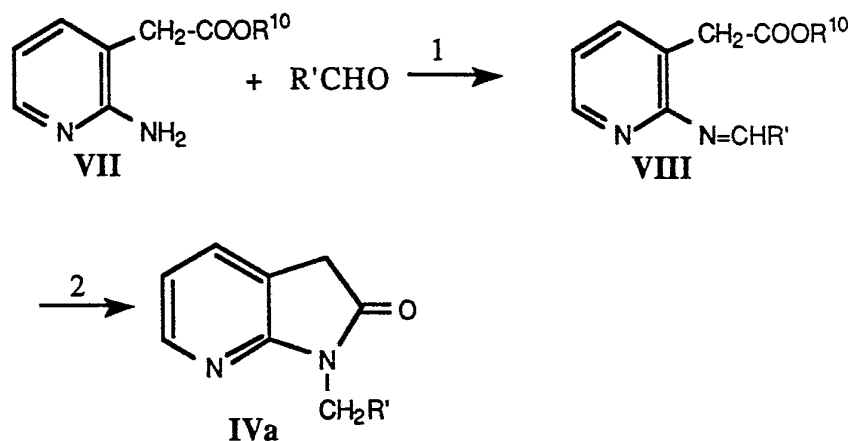
25

-10-

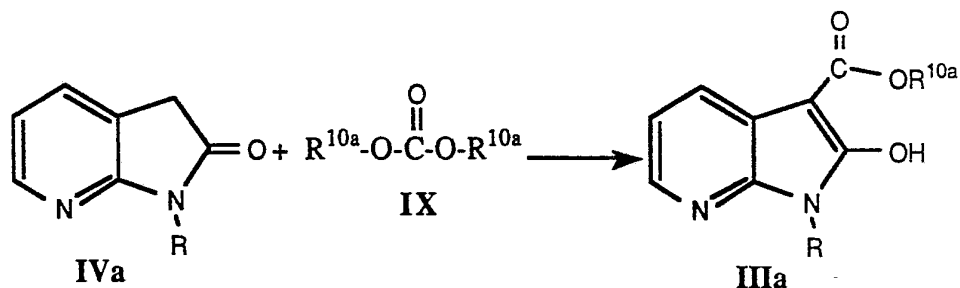
PREPARATIVE SCHEME II:



5 PREPARATIVE SCHEME III:



10 PREPARATIVE SCHEME IV:



In Preparative Scheme I above, L represents a suitable leaving group such as chloro, bromo, mesyl, tosyl, etc. R¹⁰ represents H or alkyl. This reaction is preferably performed in the presence of a catalytic amount of an acid such as paratoluenesulfonic acid, sulfuric acid, etc. The reaction can be run neat or in a suitable solvent such as an alcohol, e.g., pentanol, dimethylformamide, dioxane, etc.

In Step 1 of Preparative Scheme II above, the compound of formula V is reacted with a strong base such as n-butyllithium at a low temperature, such as from about -90 to 0°C. The base is present in amounts of from 2 equivalents or more. R^{1a} and R^a represent H or a metal such as lithium. Any suitable solvent may be employed, preferably an ether such as tetrahydrofuran, dioxane, diethylether, etc. Carbon dioxide is in contact with the reaction mixture at low temperatures as described below. A suitable acid, such as hydrochloric acid, is used in step 2 for the formation of formula IVa.

10 In Preparative Scheme III, R¹⁰ of formula VII represents H or alkyl and R' represents an aryl group, so that in the final product R represents an R'-CH₂- group. The reaction step 1 is performed in the presence of a dehydrating agent such as molecular sieves, paratoluene sulfonic acid, sulfuric acid, etc. Typically, the reaction is run at temperatures of from about room temperature to the reflux temperature of the solvent employed. Suitable solvents include diethylether, benzene, toluene, etc.

15 In Step 2 of Preparative Scheme III, any suitable reducing agent such as sodium borohydride, borane dimethylamine complex, etc., or hydrogenation using a catalyst such as palladium on carbon in a suitable solvent may be employed. Suitable solvents for this reaction include, for example, ethanol, glacial acetic acid, etc. Typically, the reaction is performed at temperatures from about 20°C to about 150°C.

20 In Preparative Scheme IV above, R^{10a} represents an alkyl group such as methyl or ethyl. The reaction can be performed in a suitable solvent such as an alcohol, e.g., methanol, ethanol or pentanol, and in the presence of a strong base such as sodium methoxide or sodium ethoxide. Preferably, the reaction temperature is from about 60°C to about 140°C.

25 The compound of formula IIIa or IVa may be converted to its thio analogue prior to its use in Processes A, B or C above. For example, the replacement of oxygen by sulfur can be achieved by treatment with any suitable sulfurylating agent, e.g. Lawesson's reagent or P₂S₅ as explained above.

30 The compounds of formula I inhibit the formation of both 5-lipoxygenase (5-LO) and cyclooxygenase (CO) derived products of arachidonic acid metabolism. The compounds of the invention may thus be

35

-12-

used to treat rheumatoid arthritis, bursitis, tendonitis, gout and other inflammatory conditions.

The biological activity of classical nonsteroidal antiinflammatory drugs (NSAID) is attributable to inhibition of the cyclooxygenase pathway which converts arachidonic acid to prostaglandins. In diseases such as rheumatoid arthritis the NSAIDs do not alter the course of the disease and have GI side effects, as the cause of rheumatoid arthritis involves more than one mechanism. This hypothesis has been supported by the discovery of proinflammatory leukotrienes including a chemoattractant for neutrophils, leukotriene B₄, which is formed from arachidonic acid via the 5-lipoxygenase pathway. A drug that inhibits both the cyclooxygenase and 5-lipoxygenase pathways may alter the course of the disease and lessen the side effects (such as the gastrointestinal effect) and therefore may be a superior antiinflammatory agent relative to one that inhibits only one of these pathways.

Anti-inflammatory activity of the compounds of the invention may be demonstrated by the Reversed Passive Arthus Reaction (RPAR) in the rat paw and in the rat pleural cavity, by the Adjuvant-Induced Arthritis in rats (AAR) assay, or/and by the Rat Cyclooxygenase-Lipoxygenase assay as described below:

Reversed Passive Arthus Reaction (RPAR) Assays

RPAR-Paw Assay

25

In order to determine the antiinflammatory activity by the reverse passive Arthus response, male Wistar/Lewis inbred albino rats weighing 180-200 g were used. The rats were housed three animals per cage and fasted 24 hours prior to and during the study. Water was allowed ad libitum.

30

All reagents and drugs were prepared prior to the study. Crystallized and lyophilized bovine serum albumin (BSA) was solubilized in cold, sterile, pyrogen-free saline (PFS), 10 mg/mL. Lyophilized antbovine serum albumin (anti-BSA), the IgG fraction, was suspended or solubilized in

-13-

an aqueous solution of methylcellulose (MC) with a homogenizer prior to administration.

One hour prior to sensitization with BSA, groups of animals (minimum six per group) were given drug in MC by gavage according to
5 body weight (1.0 mL/100 g). Controls were given MC alone, and a drug standard, indomethacin, was usually included in each assay. Drugs were prepared so as to provide a dose for a 200 g animal, which was equivalent to the milligram per kilogram dose for the experiment. Each rat received an oral dose in a volume of approximately 2.0 mL. One hour after dosing, the
10 animals were lightly anesthetized with ether and "sensitized" by injection into the penile vein with 0.2 mL of PFS containing 1 mg of BSA. One hour later, the animals were "challenged" in the right hind paw with subplantar injections of 0.2 mL PFS pyrogen-free saline containing 0.1 mg of anti-BSA bovine serum albumin. Immediately after the subplantar injections, the right
15 hand paw was immersed (to the lateral maleolus) into the mercury well of a plethysmograph. The volume of mercury displaced was converted to weight and recorded. This value was considered to be the control reading for the animal. Paw volumes were also recorded with a plethysmograph during the development of the inflammation at 2 hours postchallenge.

20 Results were expressed by the change in paw volume from the control reading for each animal to that recorded 2 hours postchallenge. All drug-treated groups were compared to the MC control for significant differences by using analysis of variance (Duncan and Dunnetts). Differences from control in drug-treated groups were expressed as percent
25 inhibition.

In order to determine the dose required to inhibit the inflammatory response by 50% (ED₅₀), a minimum of three and a maximum of five points were included in the assay. The ED₅₀ and the relative potency to a drug standard, indomethacin, were determined by linear
30 regression analysis. (J. Med. Chem., 1984, Vol. 27, No. 1, 27). Results for representative compounds of the invention are shown in Columns 3 and 4 of Table 1 below.

-14-

RPAR-Pleural Cavity Assay

Groups of 4 male rats were injected in the penile vein with antigen (1 mg BSA in 0.2 mL of saline per rat) and 0.5 hour later injected in the pleural cavity with antibody (1.0 mg antibody protein in the IgG fraction of rabbit anti-BSA in 0.2 mL). Sham control animals were treated as RPAR animals but did not receive BSA antigen. After 4 hours the animals were killed with CO₂, and the pleural cavities were opened and the exudate drained into a graduated conical glass centrifuge tube containing indomethacin (1.8 µg) and nordihydroguaiaretic acid (NDGA) (15 µg) to block ex vivo metabolite synthesis. The volume of the exudate was measured. The cavity was then washed out with saline-EDTA to achieve a final volume of 5.0 mL. The number of cells were determined in a Coulter Counter. The cells were spun-down (1000 x g) and the exudate supernatant was added to 4 volumes of 95% ethanol and samples were kept on ice for 30 minutes. After removal of the protein precipitate (2,500 x g) the ethanol extract of the exudate was dried under N₂ and then stored at -20°C. For radioimmunoassay (RIA) analysis the samples were redissolved in water to a volume of 1 mL per rat. Utilizing internally spiked samples, recovery of TXB₂ (tritiated thromboxane B₂) and LTE₄ (tritiated leukotriene-E₄) from exudates was determined to be 84±2% (SEM) and 89±2% (N=4), respectively. Exudate samples were directly assayed in duplicate with the commercial ³H-TXB₂ RIA kit from New England Nuclear and the ³H-LTC₄/D₄/E₄ kit from Amersham. The assay was validated using reversed-phase HPLC analysis of LTs in the standard procedure described by M.W. Musch, R.W. Bryant, C. Coscolluela, R.F. Myers and M.I. Siegel, Prostaglandins, Vol. 29, pp 405-430 (1985). Samples of ethanol exudate extract were "spiked" with ³H-LTs to follow HPLC purification and recovery.

Columns 5, 6, 7, 8 and 9 of Table 1 below shows the activity of a representative selection of compounds of formula I in this protocol.

Adjuvant-Induced Arthritis in Rats (AAR)

Heat-killed *Mycobacterium tuberculosis* (from the Ministry of Agriculture, Fisheries and Food Central Veterinary Laboratory, Weybridge,

Surrey, England) was prepared by grinding to a fine powder. It was then weighed, mixed with paraffin oil (6 mg/mL) and homogenized.

The animals were dosed with drug 1 hour prior to challenge with adjuvant and then for 21 consecutive days. Control animals were given methyl cellulose. Injection of 0.1 mL of the adjuvant was made into the left hind paw. The left and right hind paw volumes were measured immediately on a plethysmograph. Final measurements were taken on both paws on day 21 of the assay. Data were reported as Δ paw volume. (Watnick, A.S., *Monogr. Physiol. Soc.*, Phila. 1975, 1, 155-171).

Results with representative compounds of the invention are shown in column 13 of Table 1 below.

Rat CO/LO Inhibition

Male Wistar-Lewis rats were injected iv with 5 mg of BSA in 0.2 mL of pyrogen-free saline followed by an intrapleural injection of 500 μ g of the IgG fraction of rabbit anti-BSA in 0.2 mL of pyrogen-free saline, all under light anesthesia. After 4 hours the pleural cavity exudate, consisting of 85-95% neutrophils, was removed. Neutrophils were isolated from the pleural exudates by centrifugation at 4°C for 10 minutes at 200g. The cell pellet was briefly resuspended in 17 mM Tris-HCl buffer, pH 7.2, containing 0.75% NH₄Cl in order to lyse red cells, followed by centrifugation at 4°C for 5 minutes at 200g. The pelleted neutrophils were rewashed in 50 mM Tris-HCl, pH 7.4, containing 100 mM NaCl and 1 mM CaCl₂, for a final cell count of approximately 5 x 10⁶ intact neutrophils/0.1 mL of suspension.

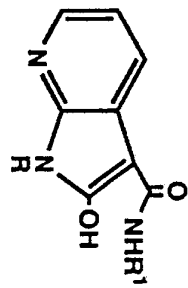
Arachidonic acid metabolism via cyclooxygenase and 5-lipoxygenase was determined by preincubating the above cell suspension with the test compound for 4 minutes at room temperature and then adding 0.1 mL of the preincubated cells to assay tubes. The final assay mixture (0.1 mL) contained 40 μ M [1-¹⁴C]arachidonic acid, 10 μ M calcium A₂₃₁₈₇ ionophore and 0.1% BRIJ[®]56 detergent. After 1 minutes at 37°C, assays were terminated by the addition of 2.4 mL of a CHCl₃/CH₃OH (1:1 v/v) mixture and 0.9 mL of 0.1% HCOOH. The suspension was vortexed, immediately cooled on ice, and centrifuged and the organic layer withdrawn. The extract was evaporated and resuspended in 0.1 mL of

-16-

CHCl₃/CH₃OH (1:2, v/v) for spotting on silica gel TLC plates (without gypsum). Development was with petroleum ether/diethylether/acetic acid (40:60:1, v/v/v). Products were located by autoradiography and the appropriate regions scraped and counted in a liquid scintillation counter.

- 5 The 5-lipoxygenase metabolite 5-hydroxy-6,8,11,14-eicosatetraenoic acid (5-HETE) and the cyclooxygenase metabolite 12-hydroxy-hepta-5,8,10-trienoic acid (HHT) were identified by cochromatography with authentic standards on TLC plates. Results are reported as percent inhibition of cyclooxygenase and lipoxygenase metabolite formation. (Myers, R. F.;
- 10 Siegel, M. I., Biochem. Biophys. Res. Commun., 1983, 112, 586.) Results with representative compounds of the invention are shown in Columns 10, 11 and 12 of Table 1 below.

Table 1



R	R ¹	RPAR - Paw		RPAR - Pleural Cavity					Cyclooxygenase/ Ilipoxigenase			AAR ED50 mg/kg
		Dose mg/kg	% Inhib.	Dose mg/kg	Cells	% Inhibition Fluid	TXB ₂	LTE ₄	Dose M x 10 ⁻⁵	% Inhib. HHT	5-HETE	
		25	60	25	56	49	100	59	5	93	34	9
		50	60	25	0	0	--	--	5	56	35	--
		25	36	25	41	26	--	--	--	--	--	--
		50	36	25	41	26	--	--	--	--	--	--
		25	36	25	41	26	--	--	--	--	--	--
		50	36	25	41	26	--	--	--	--	--	--

Table 1 (continued)

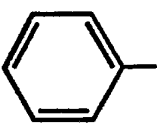
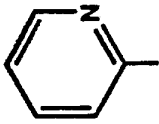
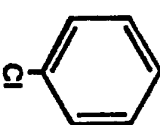
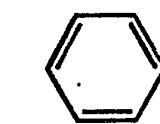
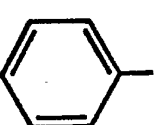
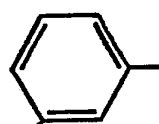
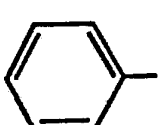
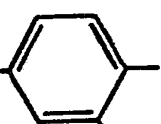
R	R ¹	RPAR - Paw		RPAR - Pleural Cavity					Cyclooxygenase/ lipoxygenase			AAR ED50 mg/kg
		Dose mg/kg	% Inhib.	Dose mg/kg	Cells	% Inhibition Fluid	TXB ₂	LTE ₄	Dose M x 10 ⁻⁵	% Inhib. HHT	5-HETE	
		50	26	--	--	--	--	--	5	78	2	--
		50	56	25	51	18	--	--	5	96	20	--
		25	41	25	22	0	--	--	5	60	18	--
		50	33	--	--	--	--	--	5	96	19	--

Table 1 (continued)

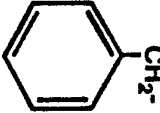
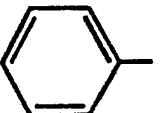
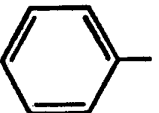
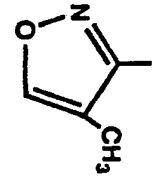
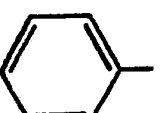
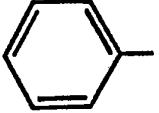
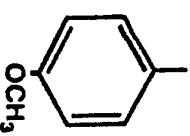
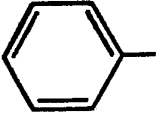
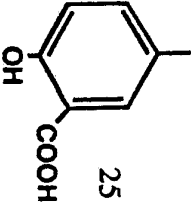
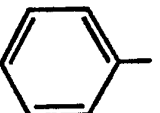

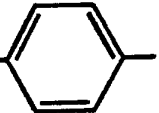
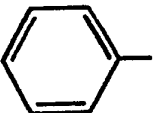

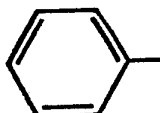
R	R ¹	RPAR - Paw		RPAR - Pleural Cavity				Cyclooxygenase/ lipoxygenase		AAR ED50 mg/kg		
		Dose mg/kg	% Inhib.	Dose mg/kg	% Inhibition Cells Fluid	TXB ₂	LTE ₄	Dose M x 10 ⁻⁵	% Inhib. HHT		5-HETE	
		25	42	25	36	76	--	--	5	34	35	33
		25	10	25	0	0	--	--	5	45	22	--
H		25	22	--	--	--	--	--	5	0	9	--
		25	42	25	28	27	--	--	1.5	--	9	--

Table 1 (continued)

Chemical Structure	RPAR - Paw		RPAR - Pleural Cavity				Cyclooxygenase/ Ilpoxygenese			AAR ED50 mg/kg	
	Dose mg/kg	% Inhib.	Dose mg/kg	% Inhibition Cells	Fluid	TXB ₂	LTE ₄	Dose M x 10 ⁻⁵	% Inhib. HHT		5-HETE
	25	29	25	19	0	--	--	5	44	2	--
	25	0	25	0	0	--	--	5	34	0	--
	25	32	25	30	46	--	--	5	57	17	--
	25	32	25	30	46	--	--	5	57	17	--
	--	--	25 50	34 65	44 57	--	--	--	--	--	--

Table 1 (continued)

R	R ¹	RPAR - Paw		RPAR - Pleural Cavity				Cyclooxygenase/ Ilpoxygenese		AAR ED50 mg/kg		
		Dose mg/kg	% Inhib.	Dose mg/kg	Cells	Fluid	TXB ₂	LTE ₄	Dose M x 10 ⁻⁵		% Inhib. HHT 5-HETE	
		25	4	25	0	0	--	--	--	--		
		25	49	25	66	23	--	--	--	--		
		25	34	25	9	8	--	--	--	--		
		--	--	25	45	5	--	--	5	0	0	--

The compounds of formula I can be administered in any number of conventional dosage forms and are believed to be non-toxic when administered within the normal dosage range. Solid dosage forms include capsules, tablets, pills, powders, suspensions, solutions, cachets or suppositories. Parenteral preparations include sterile solutions or suspensions. Inhalation administration can be in the form of a nasal or oral spray, or by insufflation. Topical dosage forms can be creams, ointments, lotions, transdermal devices (e.g., of the conventional patch or matrix type) and the like.

10 The formulations and pharmaceutical compositions contemplated by the above dosage forms can be prepared with conventional pharmaceutically acceptable excipients and additives, using conventional techniques. Such pharmaceutically acceptable excipients and additives are intended to include carriers, binders, flavorings, buffers, thickeners, color agents, stabilizing agents, perfumes, preservatives, lubricants, etc.

 When used orally or parenterally for the treatment of inflammation, the compounds of the invention can be administered in an amount ranging from about 0.1 mg/kg to about 100 mg/kg, preferably from 20 0.1 mg/kg to about 50 mg/kg per day. Determination of the proper dosage of a compound of the invention for a particular situation is within the skill of the art. Generally, treatment is initiated with smaller dosages which are less than the optimum dose of the compound. Thereafter, the dosage is increased by small increments until the optimum effect under the 25 circumstances is reached. For convenience, the total daily dosage may be divided and administered in portions during the day if required.

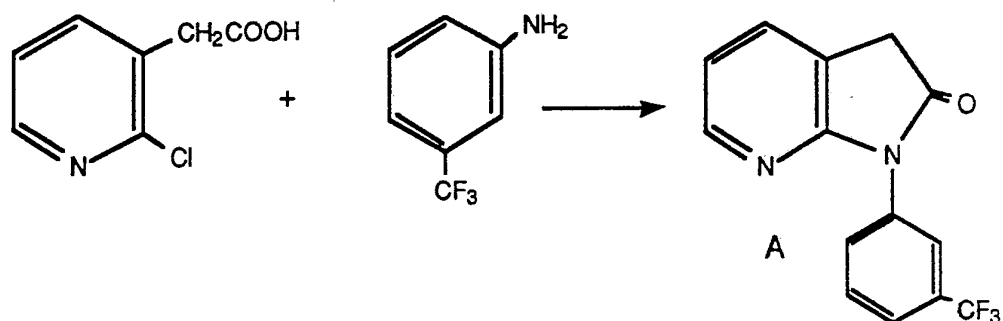
 The amount and frequency of administration of the compounds of formula I and the pharmaceutically acceptable salts thereof will be regulated according to the judgment of the attending clinician 30 considering such factors as age, condition and size of patient as well as severity of the symptom being treated. A typical recommended dosage regimen is oral administration of from 10 mg to 1500 mg/day preferably 10 to 750 mg/day, in two to four divided doses to achieve relief of the inflammation symptoms.

-23-

The following examples are intended to illustrate, but not to limit, the present invention.

PREPARATIVE EXAMPLE 1

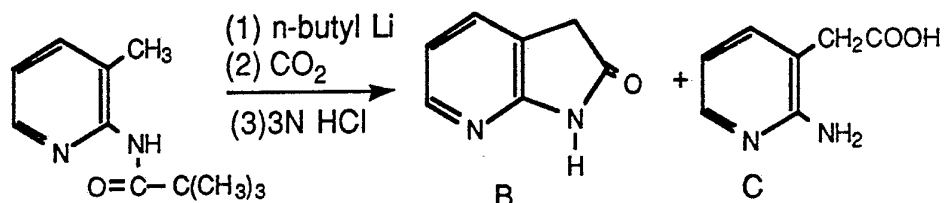
5



A stirred mixture of 5 grams(g) (0.029 mole) of 2-chloro-3-pyridineacetic acid, 9.4g (.058 mole) of 3-trifluoromethylaniline and 50 mg of p-toluenesulfonic acid in 15 mL of n-pentanol is heated for 24 hours from 130° to 140°C. After the solvent is removed at reduced pressure, the resulting solid residue is triturated with water, filtered, and recrystallized from isopropylacetate to afford 6g of pure product of Formula A with melting point 133°-134°C (75% yield). By essentially the same method using aniline, 1,3-dihydro-1-phenyl-2H-pyrrolo[2,3-b]pyridine-2-one is prepared, m.p. 120-121°C.

PREPARATIVE EXAMPLE 2

20

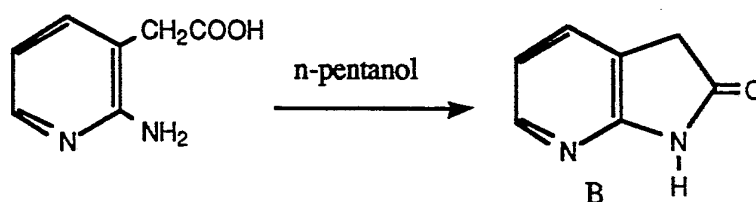


To a stirred solution of 96 g (0.5 mole) of 2-(trimethylacetyl-amino)-3-methylpyridine in 1500 mL of dry tetrahydrofuran at -10°C is added 423 mL of 2.6M n-butyllithium-hexane solution dropwise over one

-24-

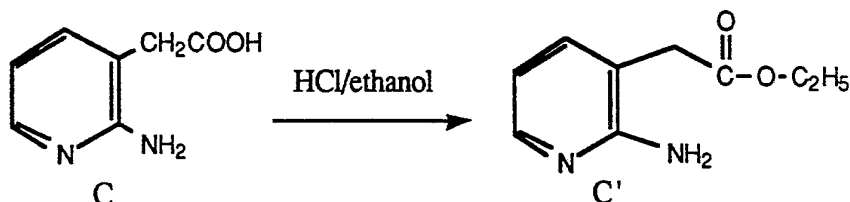
hour. The mixture is maintained at -5° to 0°C for 4 hours and then poured into a stirred suspension of 1.5 kg of dry ice powder in 700 mL of diethyl ether. Solvent is removed at reduced pressure and the resulting solid residue mixed with 1200 mL of 3N hydrochloric acid, and refluxed for 4
 5 hours. 1000 mL of water are removed at reduced pressure and the remaining solution is neutralized with 10% NH_4OH . The precipitated 2-amino-3-pyridineacetic acid (33g, m.p. $232-235^{\circ}\text{C}$) is collected by filtration. Subsequent extraction of the filtrate with methylene chloride affords 19g of the compound of Formula B, m.p. $177-179^{\circ}\text{C}$.

10

PREPARATIVE EXAMPLE 3

15

A suspension of 4g (26.3 mmole) of 2-amino-3-pyridineacetic acid and 35 mg of p-toluenesulfonic acid in 18 mL of n-pentanol is refluxed for 2 days. The mixture is concentrated at reduced pressure to a solid, which is recrystallized with methylene chloride-petroleum ether affording 2g
 20 of pure product of Formula B.

PREPARATIVE EXAMPLE 4

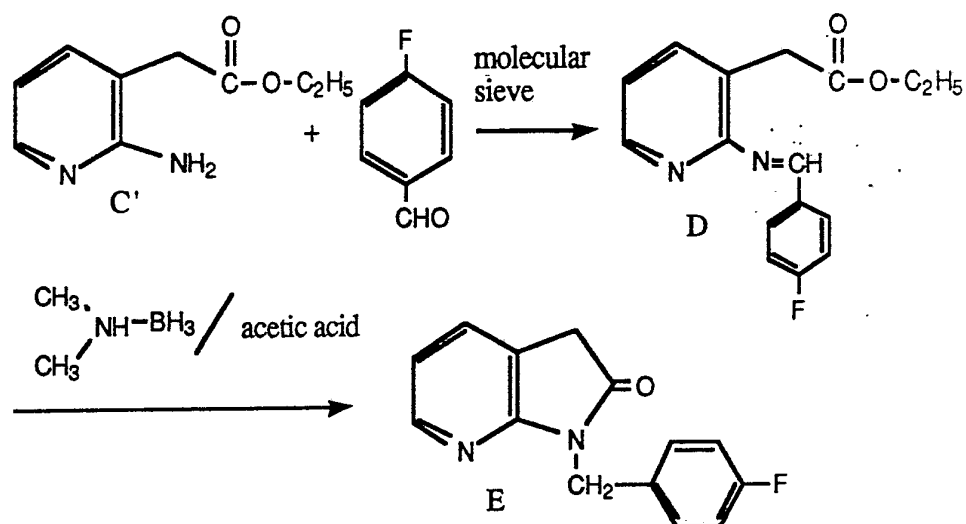
25

A suspension of 15g (0.099 mole) of 2-amino-3-pyridineacetic acid (Formula C) in 250 mL of ethanol and 60 mL of 12% $\text{HCl}-\text{C}_2\text{H}_5\text{OH}$ solution is refluxed for 0.5 hours. The precipitant and hydrogen chloride

-25-

salt of the product (m.p. 188-190°C) is filtered (14.3g), dissolved in cold methylene chloride (100 mL) and 7 mL of triethylamine and washed with cold water. The organic solution is dried over anhydrous magnesium sulfate (MgSO_4) and concentrated at reduced pressure to an oil of Formula C' above (11g, free base of the product).

PREPARATIVE EXAMPLE 5



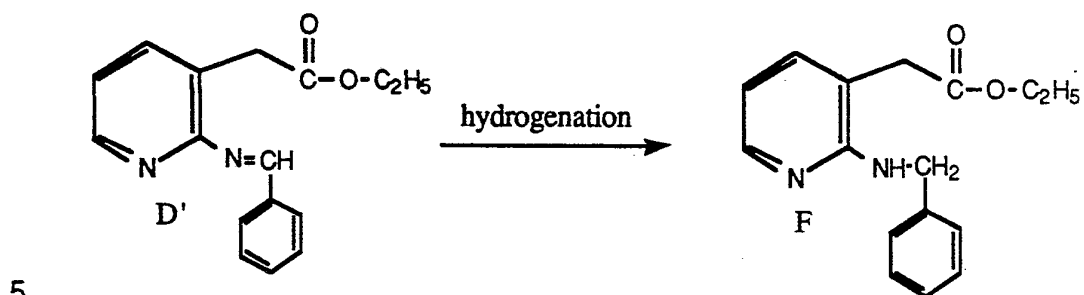
10

To a stirred suspension of 15 g (0.069 mole) of ethyl 2-amino-3-pyridineacetate hydrochloride (Formula C') in 50 mL of methylene chloride is added 10 mL of triethylamine, followed 8.83g (0.069 mole) of 97 percent 4-fluorobenzylaldehyde, 120g of 5Å molecular sieve, and 200 mL of toluene. Stirring is maintained for 20 hours. The reaction mixture is filtered and the filtrate is concentrated at reduced pressure to an oil which is distilled and collected to yield a compound of Formula D above, b.p. 155°-160°/0.07 mm, 11.5g.

20

To 4.6 g (0.016 mole) of the compound of Formula D above in 15 mL of glacial acetic acid is added 0.47g (0.008 mole) of boran dimethylamine in 10 mL of glacial acetic acid in one portion. The mixture is refluxed for 1 hr, cooled and diluted with water. The precipitated product is filtered and recrystallized with isopropyl ether to yield 2.7g of a compound of Formula E, m.p. 120-121°C.

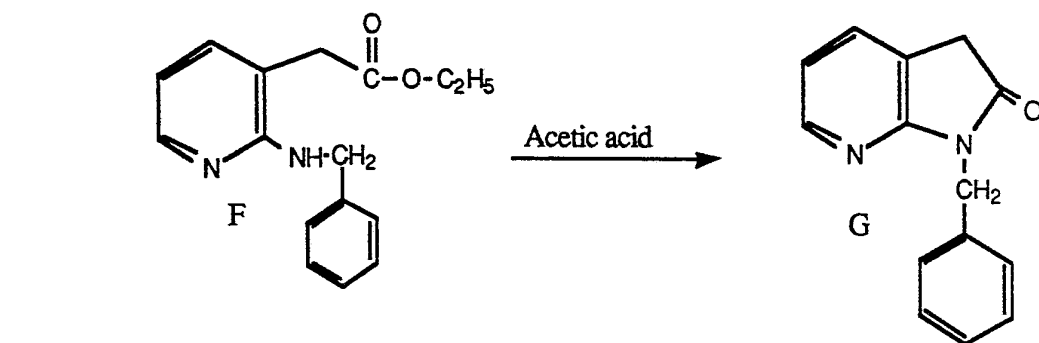
25

PREPARATIVE EXAMPLE 6

10 A solution of 38.4 g (0.143 mole) of ethyl 2-(benzylidene-imino)-3-pyridineacetate (Formula D', which was prepared essentially as described in Preparative Example 5 above by substituting benzaldehyde in place of 4-fluorobenzaldehyde) in 175 mL of ethanol containing 700 mg of

15 10 percent palladium in charcoal is hydrogenated in a Parr hydrogenator for 4 hours, filtered, and concentrated at reduced pressure to an oil which is distilled to afford 31g of the product of Formula F with a b.p. 150-156°C/0.05 mm.

15

PREPARATIVE EXAMPLE 7

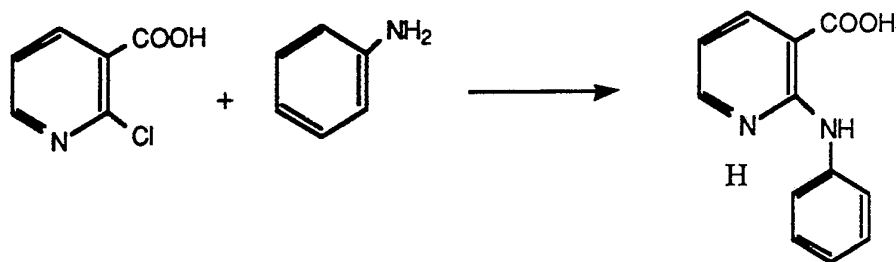
A solution of 30.7g (0.114m) of ethyl 2-(phenylmethyl-amino)-3-pyridineacetate (Formula F) in 250 mL of glacial acetic acid is heated at reflux for 1 hr. and then concentrated at reduced pressure. The resulting

-27-

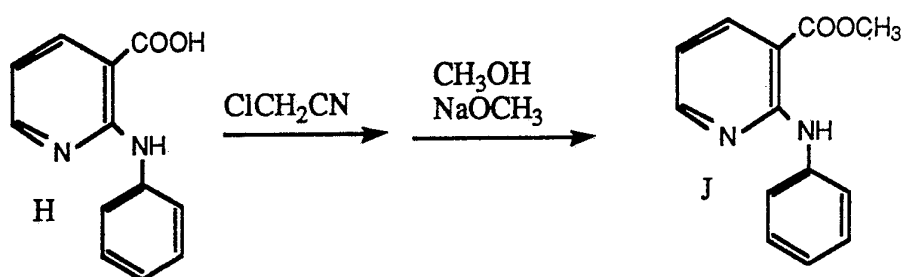
solid residue is recrystallized with ether to afford 19.1g (m.p. 105-106°C) of the product of Formula G.

PREPARATIVE EXAMPLE 8

5



A stirred mixture of 118 g (0.75 mole) of 2-chloro-3-pyridinecarboxylic acid, 140 g (1.5 mole) of aniline, and 11.8g of p-toluenesulfonic acid in 355 mL of water is heated at reflux for 8 hours. The precipitated product of Formula H is filtered and recrystallized with acetonitrile (125 g, m.p. 153 -155°C).

15 PREPARATIVE EXAMPLE 9

To a stirred solution of 71g (0.33 mole) of 2-(phenylamino)-3-pyridinecarboxylic acid (Formula H) and 50g of triethylamine in 500 mL of dry acetone is added 38g (0.5mole) of chloroacetonitrile. The reaction mixture is heated at reflux for 20 hours, filtered and concentrated under reduced pressure to a solid residue. The solid residue is mixed with 600 mg of sodium methoxide and dissolved in 800 mL of dry methanol, and heated at reflux for 3 hours, concentrated under reduced pressure, dissolved in

-28-

ether and washed with water. The ether solution is dried over anhydrous MgSO_4 and concentrated to an oil which is distilled and collected to yield 57 g of the product of Formula J, b.p. 158-162°C.

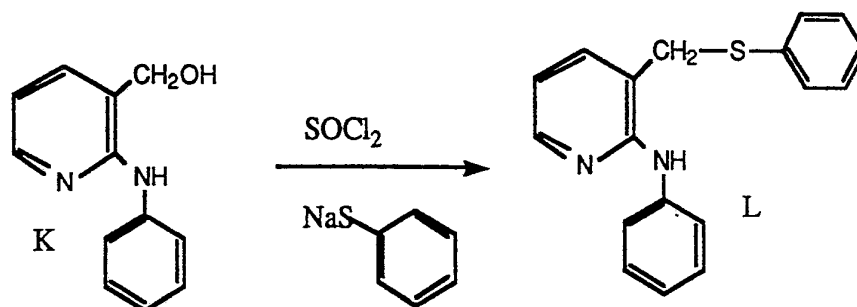
5 PREPARATIVE EXAMPLE 10



- 10 To a stirred suspension of 25 g (0.7 mole) of lithium aluminum hydride in 1300 mL of anhydrous ether is added 100g (0.47 mole) of methyl 2-(phenylamino)-3-pyridin-carboxylate (Formula J) in 200 mL of ether for 1 hour. The mixture is heated at reflux for 20 hours, decomposed with 35 mL of water and 25 mL of 15 percent sodium hydroxide (NaOH) and filtered.
- 15 Concentration of the filtrate affords 93 g syrup product of Formula K which forms the hydrogen bromide salt in 25 percent hydrogen bromide in ethanol (m.p. 172-173°C).

PREPARATIVE EXAMPLE 11

20



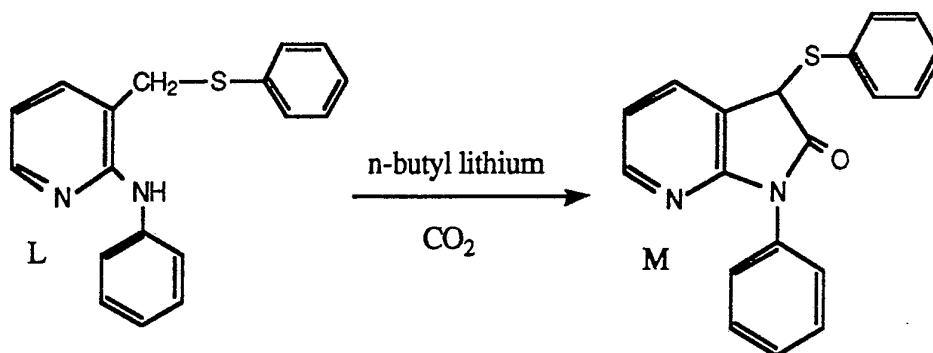
- 25 A sample of 25.5g (0.108 mole) of 2-(phenylamino)-3-pyridine-methanol (Formula K) in 300 mL of dry methylene chloride is

-29-

mixed with 22 mL of thionyl chloride and stirred at room temperature for 2 days. The precipitate is isolated by filtration, and added portionwise to a stirred sodium thiophenolate solution (10g of thiophenol dissolved in 200 mL of ethanol and 8.4 g of sodium hydroxide in 20 mL of water). The solution is diluted with 100 mL water and the precipitated product is filtered to yield 21.9 g of product of Formula L, m.p. 65-66°C.

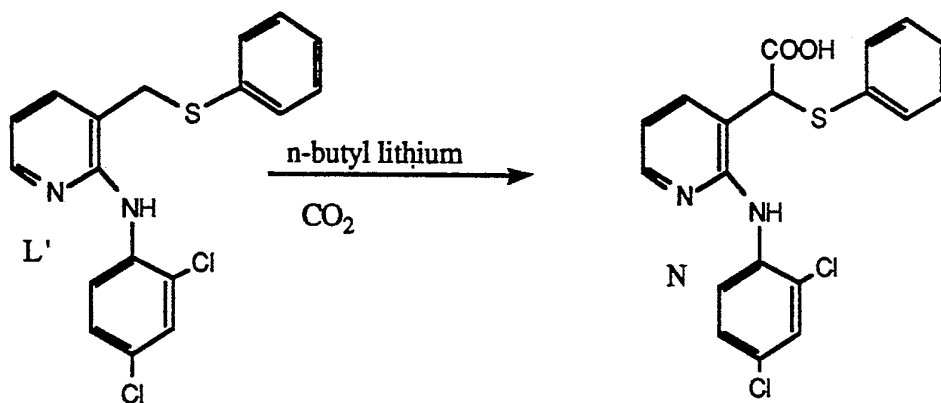
PREPARATIVE EXAMPLE 12

10



To a stirred solution of 50 g (0.171 mole) of 2-(phenylthiomethyl)-3-(phenylamino)pyridine (Formula L) in 500 mL of dry tetrahydrofuran (THF) at -70°C is added 0.43 mole of n-butyl-lithium-hexane solution. The reaction mixture is kept at 0°C for 4 hours and poured onto 2000 mL of dry ice powder. Solvent is removed at reduced pressure and water (800 mL) is added to dissolve the residue. After washing with diethyl ether, the aqueous solution is neutralized with 15% hydrochloric acid and extracted with methylene chloride to yield 36g of product of Formula M, m.p. 165-166°C.

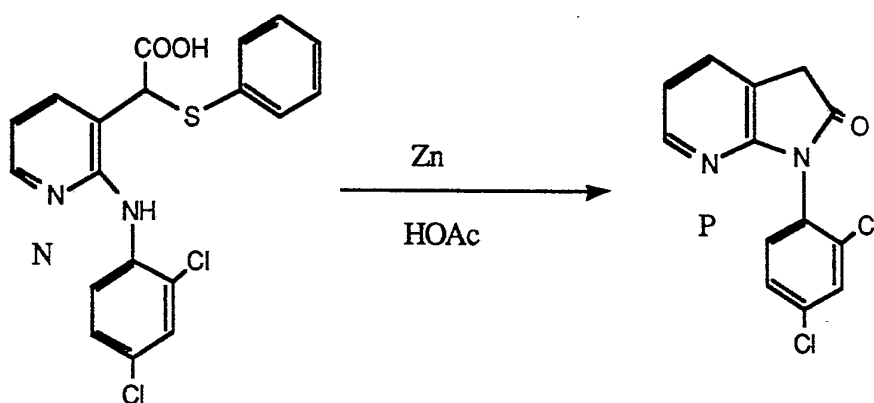
-30-

PREPARATIVE EXAMPLE 13

5

To a stirred solution of 11g (0.03 mole) of 2-(2,4-dichlorophenylamino)-3-(phenylthiomethyl)-pyridine (Formula L' prepared as in Preparative Examples 8-11 starting with 2,4-dichloroaniline) in 100 mL of dry tetrahydrofuran (THF) at -70°C is added 0.075 mole of n-butyl-lithium-hexane solution. The reaction mixture is kept at 0° for 4 hours and poured onto dry ice powder. Water is added at room temperature. After washing with ether, the aqueous solution is acidified with glacial acetic acid and the precipitated product is isolated by filtration to yield 4.6 g of compound of Formula N, m.p. $155-156^{\circ}\text{C}$.

15

PREPARATIVE EXAMPLE 14

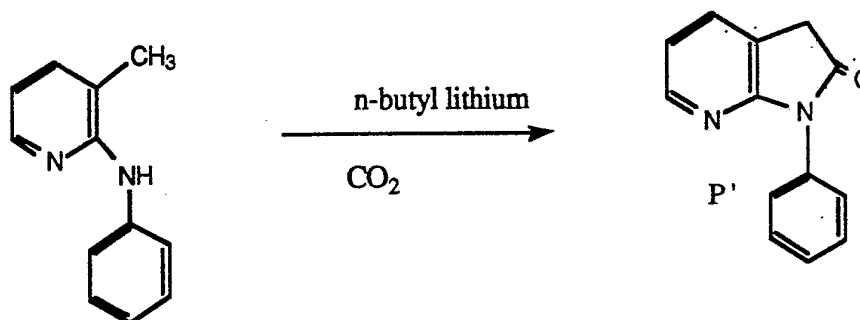
20

-31-

To a stirred solution of 4.6 g (0.0114 mole) of 2-(2,4-dichlorophenylamino)- α -phenylthio-3-pyridino-3-pyridineacetic acid (Formula N) in 100 mL of glacial acetic acid is added 3.7 g of zinc powder. After being stirred at room temperature for 2 days, the reaction mixture is heated at reflux for 1 hour, cooled, filtered, and concentrated at reduced pressure to afford the crude product which is purified by recrystallized with ether to yield 3 g of compound of Formula P, m.p. 184-185°C.

PREPARATIVE EXAMPLE 15

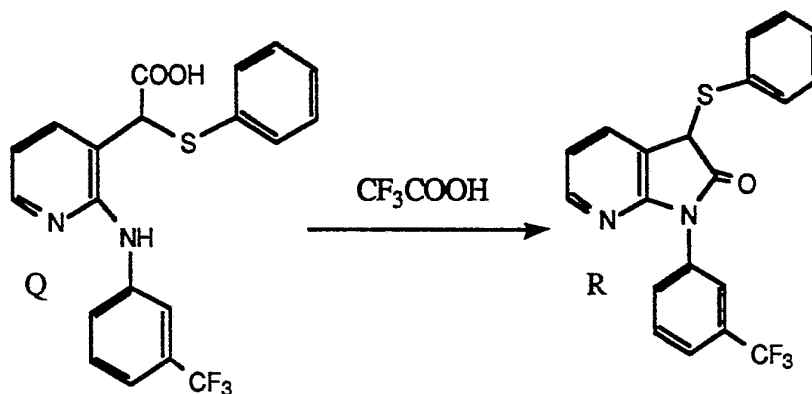
10



To a stirred solution of 10g (0.054 mole) of 3-methyl-N-phenyl-2-pyridinamine in 220 mL of dry tetrahydrofuran at -10°C is added 0.114 mole of n-butyl-lithium-hexane solution. After being kept at 0° for 4 hours, the reaction mixture is poured onto dry ice powder (1000 mL) and concentrated at room temperature under reduced pressure. The solid residue is triturated with ether, filtered, dissolved in 26 percent hydrogen chloride in ethanol, and heated at reflux for 10 minutes. Concentration affords 0.24 g of compound of Formula P', m.p. 118-120°C.

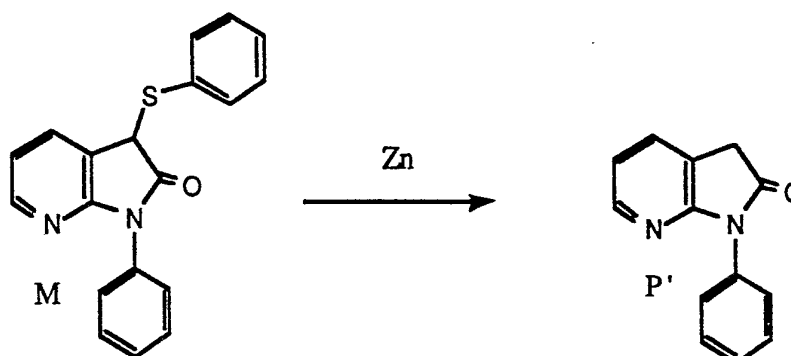
20

-32-

PREPARATIVE EXAMPLE 16

5

To a stirred suspension of 5.6 g (0.0138 mole) of α -phenylthio-2-(3-(trifluoromethyl)phenylamino)-3-pyridineacetic acid (Formula Q - which was prepared essentially as described in Preparative Examples 8-11 and 13 by substituting 3-(trifluoromethyl)aniline for aniline in Preparative Example 8) in 25 mL of methylene chloride is added 25 mL of trifluoroacetic acid. The mixture is stirred and kept at room temperature for 2 days and then concentrated in vacuo and purified by recrystallization with ether-petroleum ether to give 4.15 g of the compound of Formula R, m.p. 85-87°C

15 PREPARATIVE EXAMPLE 17

20

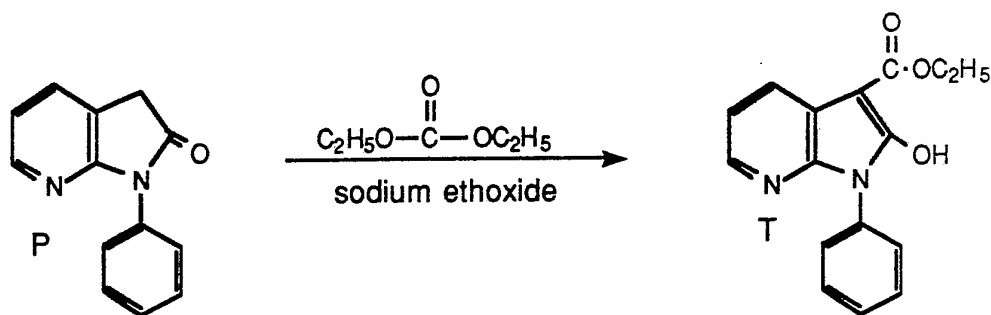
To a stirred solution of 47 g (0.148 mole) of 1,3-dihydro-1-phenyl-3-phenylthio-2H-pyrrolo-[2,3-b]-pyridin-2-one (Formula M) in 600

-33-

mL of THF is added 47 g of zinc powder followed by 78.5 g (0.723 mole) trimethyl-chlorosilane. The mixture is stirred at room temperature for 4 hours and filtered. The filtrate is diluted with ether, washed with water and 1N NaOH, dried over anhydrous MgSO₄, concentrated and purified by
 5 recrystallization with isopropyl ether/hexane to yield 18 g of the product of Formula P', m.p. 120-121°C).

PREPARATIVE EXAMPLE 18

10

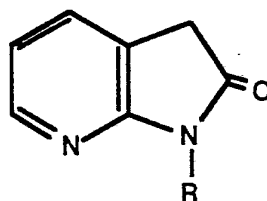


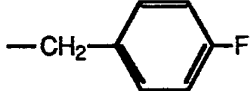
To a stirred solution of 0.022 mole of sodium ethoxide in 50 mL of dry ethanol is added 4.2g (.02mole) of 1,3-dihydro-1-phenyl-2H-pyrrolo[2,3-b]-pyridin-2-one (Formula P) portionwise and followed 2.8g
 15 (0.024 mole) of diethylcarbonate. The mixture is heated at reflux for 2 hours and then concentrated in reduced pressure. The residue is acidified with cold, dilute hydrochloric acid and extracted with ethyl acetate. Concentration of the organic extract followed by purification by
 20 recrystallization with ethanol yields 2.6 g of compound of Formula T, m.p. 130-131°C.

By employing the procedures essentially as described above and employing the appropriate amine starting material for the group R, the following substituted 1,3-dihydro-2H-pyrrolo[2,3-b]pyridine-2-ones were
 25 prepared as listed in Table 2 below having the melting points listed in column 2.

-34-

TABLE 2



Column 1 R	Column 2 Melting Point (°C)	Methods of Preparation*
phenyl	120-121	a
3-CF ₃ -phenyl	132-134	b
4-Cl-phenyl	154-155	a, c
-CH ₂ -phenyl	105-106	d
	120-121	e
-CH(CH ₃) ₂	65-66	c
4-CH(CH ₃) ₂ -phenyl	78-80	a, c
2,4-difluorophenyl	128-129	c, f
4-methoxy-phenyl	138-139	a, c
3,5-dichlorophenyl	221-222	c, f
2,4-dichlorophenyl	184-185	c, f

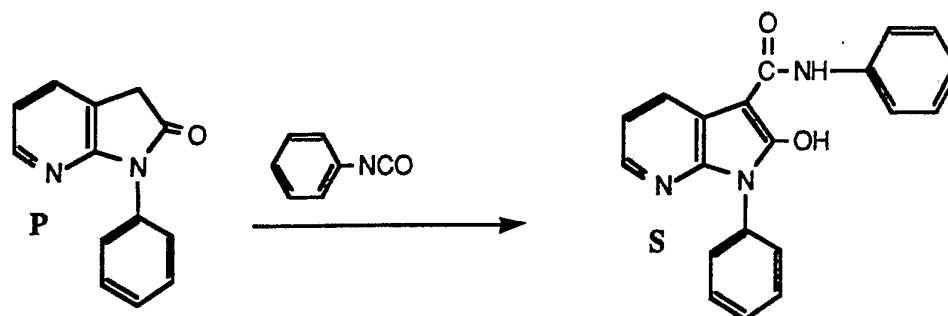
5

* Compounds are synthesized according to

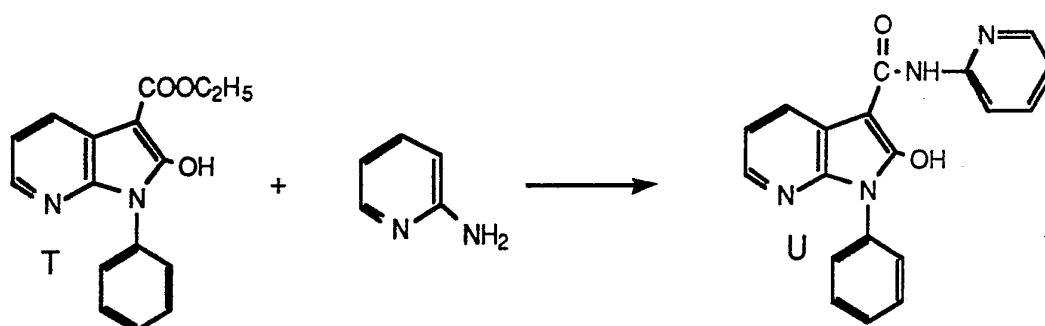
10

- a: Preparative Example 1
- b: Preparative Examples 8-11, 13, 16 and 17
- c: Preparative Examples 8-12 and 17
- d: Preparative Examples 4 and 5
- e: Preparative Examples 6 and 7
- f: Preparative Examples 8-11, 13 and 14

-35-

EXAMPLE 1

- 5 To a stirred solution of 6.3 g (0.03 mole) of 1,3-dihydro-1-phenyl-2H-pyrrolo[2,3-b]pyridin-2-one (Formula P) in 100mL of tetrahydrofuran is added 0.33 mole of 60 percent sodium hydride (in oil dispersion) and followed by 3.7g (.031 mole) of phenylisocyanate. The mixture is kept at room temperature for 4 hours and poured into ice water.
- 10 Aqueous solution is separated, washed with ether, and acidified with 10 percent hydrochloric acid. The precipitated product is isolated by filtration and purified by recrystallization with acetonitrile to give 5.5 g of the compound of Formula S, m.p. 199-200°C.

15 EXAMPLE 2

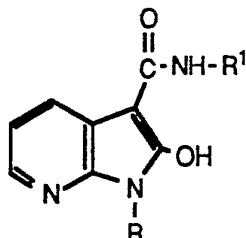
- A mixture of 2.82 g (0.01 mole) of ethyl 2-hydroxy-1-phenyl-1H-pyrrolo[2,3-b]pyridine-3-carboxylate (Formula T) and 0.95g (.01 mole) of 2-aminopyridine in 70 mL of dry xylene is heated at reflux for 5 hours. Concentration and recrystallization of the solid residue from methanol affords 1.4 g of the compound of Formula U, m.p. 243-4°C.
- 20

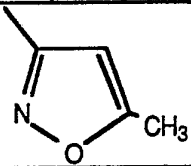
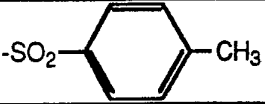
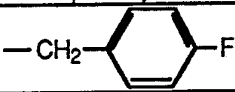
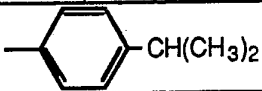
-36-

By employing basically the same procedures as set forth in Examples 1 and 2 above and employing the appropriate isocyanate or amine starting material for the group R¹, the substituted 1H-pyrrolo[2,3-b]pyridine-3-carboxamides are prepared as listed in Table 3 below having
5 the melting points listed in Column 3:

-37-

TABLE 3



Column 1 R	Column 2 R ¹	Column 3 m.p. (°C)	Method of Preparation*
3-CF ₃ -phenyl	phenyl	191-192	a
phenyl	2,4-difluorophenyl	210-212	b
4-Cl-phenyl	phenyl	224-225	a
-CH ₂ -phenyl	phenyl	188-189	a
phenyl		244-246	b
H	phenyl	300-302	a
phenyl		237-240	a
phenyl	4-methoxyphenyl	238-240	a
phenyl	-(CH ₂) ₃ CH ₃	137-138	a
phenyl	-CH ₂ -phenyl	167-168	a
	phenyl	185-186	a
-CH(CH ₃) ₂	phenyl	136-137	a
phenyl	3-COOH-4-OH-phenyl	268-270	b
phenyl	-C(CH ₃) ₃	195-197	a
	phenyl	196-198	a
methyl	phenyl	155-157	a

*Prepared according to

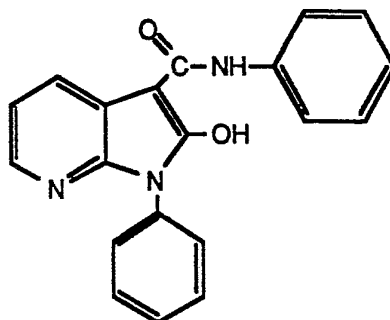
a: Example 1

b: Example 2

-38-

The following formulations exemplify some of the dosage forms of the compositions of this invention. In each, the term "active compound" refers to

5



However, this compound may be replaced by equally effective amounts of other compounds of the invention.

10

EXAMPLE A

Cream

<u>Ingredient</u>	<u>mg/g</u>
Active Compound	1.0-20.0
Stearic Acid, USP	60.0
Glyceryl Monostearate	100.0
Propylene Glycol, USP	50.0
Polyethylene Sorbitan Monopalmitate	50.0
Sorbitol Solution, USP	30.0
Benzyl Alcohol, NF	10.0
Purified Water, USP to make	1.0 g

15

Method of Manufacture

Heat the stearic acid, glyceryl monostearate and polyethylene sorbitan monopalmitate to 70°C. In a separate vessel,

-39-

dissolve sorbital solution, benzyl alcohol, water, and half quantity of propylene glycol and heat to 70°C. Add the aqueous phase to oil phase with high speed stirring. Dissolve the active compound in remaining quantity of propylene glycol and add to the above emulsion when the
 5 temperature of emulsion is 37°-40°C. Mix uniformly with stirring and cool to room temperature.

EXAMPLE B

<u>Lotion</u>	
<u>Ingredient</u>	<u>mg/g</u>
Active Compound	1.0-20.0
Carbomer 940	3.0
Sodium hydroxide (charged as 4% w/w)	0.05
Carbomer 940	3.0
Sodium hydroxide (charged as 4% w/w aqueous solution)	0.05
Isopropyl Alcohol	40.00
Purified Water, USP to make	1.0 g

10

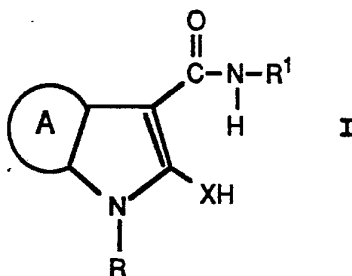
Method of Manufacture

Prepare a 4% solution of sodium hydroxide in water. Heat the purified water to 60°C. Add Carbomer® 940 and mix at high speed until dispersed. Cool the above mixture to room temperature and slowly
 15 charge sodium hydroxide solution until uniform. Add 80% of isopropyl alcohol to the above with mixing. Dissolve the active compound in remaining isopropyl alcohol. Add this to the mixture with stirring. Adjust pH to 5.0 to 5.5 with sodium hydroxide, if necessary.

While the present invention has been described in
 20 conjunction with the specific embodiments set forth above, many alternatives, modifications and variations therefore will be apparent to those of ordinary skill in the art. All such alternatives, modifications and variations are intended to fall within the spirit and scope of the present invention.

WHAT IS CLAIMED IS:

1. A compound of the structural formula:



5

or a pharmaceutically acceptable salt or solvate thereof, wherein:

ring A represents a fused pyridine ring;

X is oxygen or sulfur;

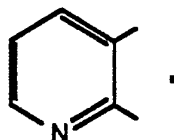
10

R represents hydrogen, alkyl, aryl, aralkyl, or a heterocyclic aromatic group.

R¹ represents alkyl, aryl, aralkyl, or a heterocyclic aromatic group..

15

2. A compound of claim 1 further characterized by ring A representing



20

3. A compound of either claim 1 or claim 2 further characterized by X being O.

4. A compound of claims 1-3, further characterized by R¹ representing alkyl, phenyl, substituted phenyl, 2-, 3- or 4-pyridyl, 2- or 3-furyl, 2- or 3-thienyl, 2-, 4- or 5-thiazolyl, 2- or 4-imidazolyl 3-oxazolyl or 5-methyl-3-oxazolyl.

25

5. A compound of claims 1-4 further characterized by R representing H, alkyl, phenyl or substituted phenyl.

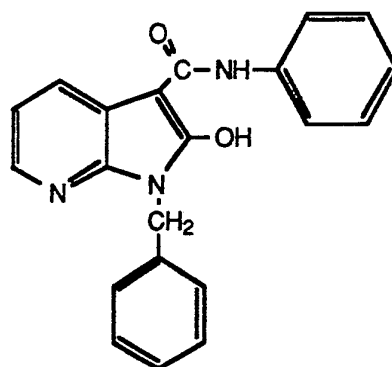
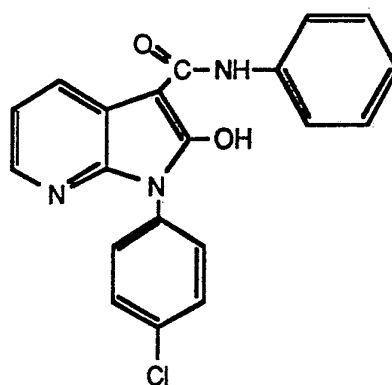
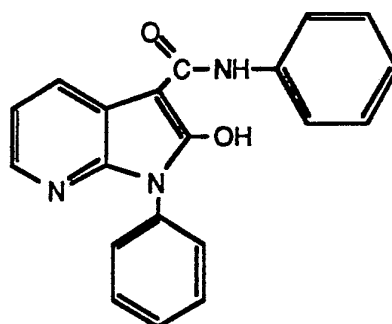
6. A compound of claims 1-5 further characterized by R¹ representing phenyl or substituted phenyl.

-41-

7. A compound of claims 1-6 further characterized by R representing phenyl or substituted phenyl.

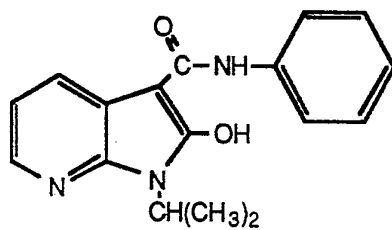
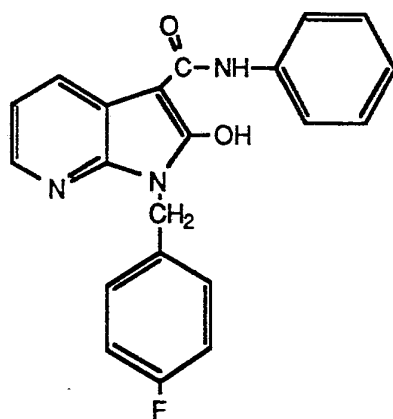
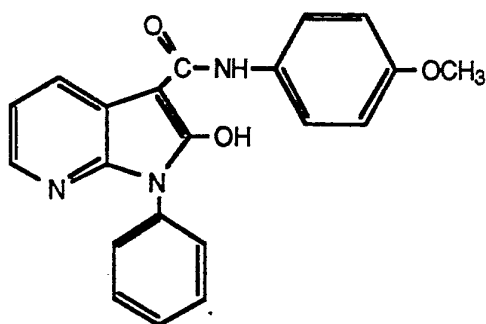
8. A compound of claim 1 of the formula:

5

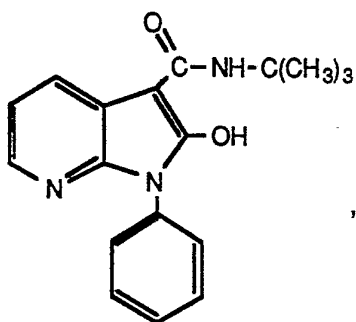


10

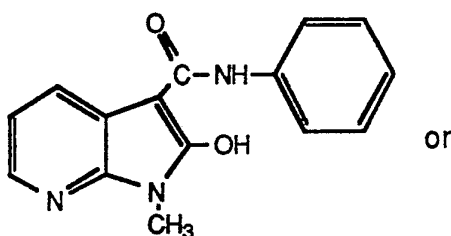
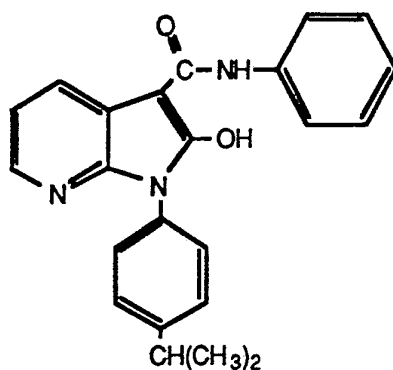
-42-



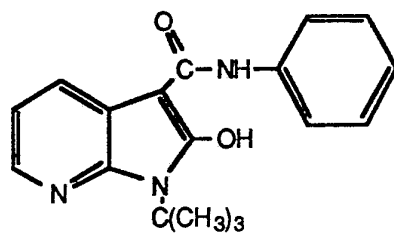
5



-43-

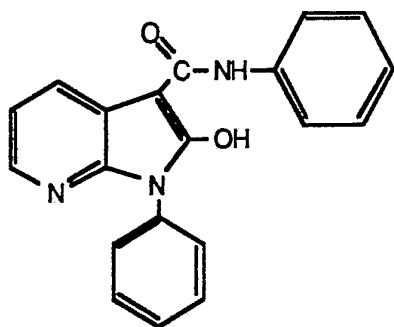


or



5

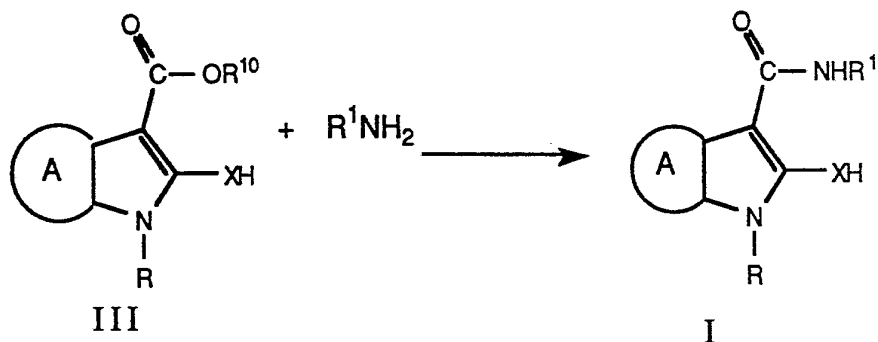
9. A compound of claim 1 of the formula:



10

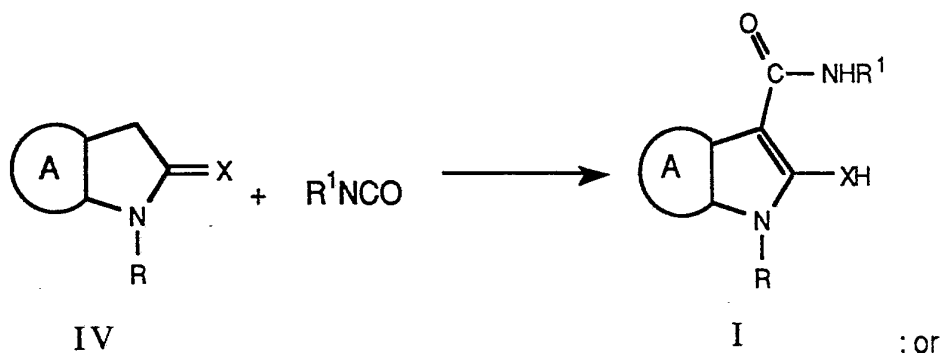
10. A process for the preparation of a compound of formula I as defined in claim 1 comprising:

(A) Reacting a compound of formula III with a primary amine R^1NH_2



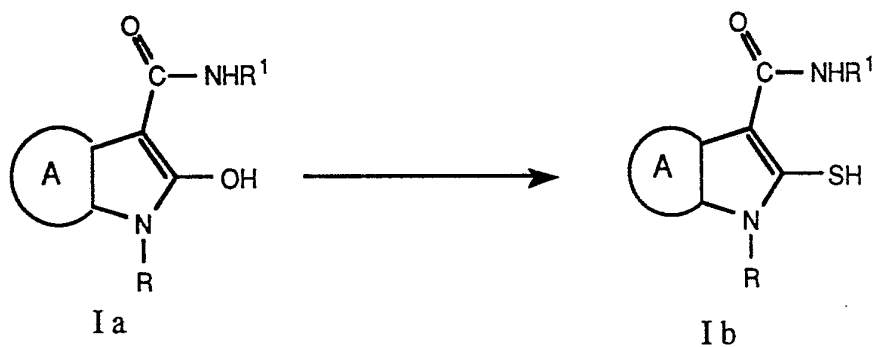
5 wherein R^{10} is alkyl; or

(B) Reacting a compound of formula IV with an isocyanate R^1NCO



10

(C) Reacting compound Ia with any suitable sulfonylating agent



15

-45-

11. A pharmaceutical composition, for use in treating inflammation, comprising a compound of formula I, as defined in claim 1, in combination with a pharmaceutically acceptable carrier.

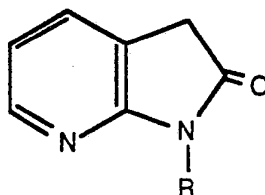
12. A method for treating inflammation in a mammal
5 comprising administering to said mammal an anti-inflammatory effective amount of a compound of formula I as defined in claim 1.

13. The use of a compound of formula I, as defined in claim 1, for the manufacture of a medicament for use in treating inflammation.

10 14. The use of a compound of formula I, as defined in claim 1, for the treatment of inflammation.

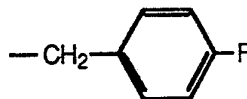
15 15. A method of preparing a pharmaceutical composition comprising admixing a compound of formula I, as defined in claim 1, with a pharmaceutically acceptable carrier.

16. A compound of the formula:



20 wherein R represents hydrogen, alkyl, aryl, aralkyl, or a heterocyclic aromatic group.

17. The compound of claim 16 wherein R represents phenyl,




25 3-CF₃-phenyl, 4-Cl-phenyl, -CH₂-phenyl, -CH(CH₃)₂, 4-CH(CH₃)₂-phenyl, 2,4-difluorophenyl, 4-methoxy-phenyl, 3,5-dichlorophenyl or 2,4-dichlorophenyl.

INTERNATIONAL SEARCH REPORT

International Application No

PCT/US 91/03646

I. CLASSIFICATION OF SUBJECT MATTER (if several classification symbols apply, indicate all) ⁶		
According to International Patent Classification (IPC) or to both National Classification and IPC		
Int.C1.5	C 07 D 471/04	A 61 K 31/44 //(C 07 D 471/04
C 07 D 221:00	C 07 D 209:00)	
II. FIELDS SEARCHED		
Minimum Documentation Searched ⁷		
Classification System	Classification Symbols	
Int.C1.5	C 07 D 471/00	A 61 K 31/00
Documentation Searched other than Minimum Documentation to the Extent that such Documents are Included in the Fields Searched ⁸		
III. DOCUMENTS CONSIDERED TO BE RELEVANT⁹		
Category ¹⁰	Citation of Document, ¹¹ with indication, where appropriate, of the relevant passages ¹²	Relevant to Claim No. ¹³
X	Journal of the American Chemical Society, Vol. 81, No.1, January 1959, The American Chemical Society, (Washington D.C., US), S. Okuda et al.: "7-Azaindole. V. Investigations of Alternative Syntheses of the Ring System", pages 740-743, see page 741, compound IX ----	16
X	EP,A,0347698 (SCHERING CORPORATION) 27 December 1989, see claim 28, formula III; pages 35-36; page 38	16
Y	----	1,11
Y	GB,A,1247113 (PFIZER) 22 September 1971, see claim 1; page 1, right hand column, lines 59-61 (cited in the application) -----	1,11
<p>¹⁰ Special categories of cited documents :</p> <p>"A" document defining the general state of the art which is not considered to be of particular relevance</p> <p>"E" earlier document but published on or after the international filing date</p> <p>"L" document which may throw doubts on priority claim(s) or which is cited to establish the publication date of another citation or other special reason (as specified)</p> <p>"O" document referring to an oral disclosure, use, exhibition or other means</p> <p>"P" document published prior to the international filing date but later than the priority date claimed</p> <p>"T" later document published after the international filing date or priority date and not in conflict with the application but cited to understand the principle or theory underlying the invention</p> <p>"X" document of particular relevance; the claimed invention cannot be considered novel or cannot be considered to involve an inventive step</p> <p>"Y" document of particular relevance; the claimed invention cannot be considered to involve an inventive step when the document is combined with one or more other such documents, such combination being obvious to a person skilled in the art.</p> <p>"&" document member of the same patent family</p>		
IV. CERTIFICATION		
Date of the Actual Completion of the International Search	Date of Mailing of this International Search Report	
25-09-1991	18. 10. 91	
International Searching Authority	Signature of Authorized Officer	
EUROPEAN PATENT OFFICE	 MISS T. MORTENSEN	

FURTHER INFORMATION CONTINUED FROM THE SECOND SHEET

V. OBSERVATION WHERE CERTAIN CLAIMS WERE FOUND UNSEARCHABLE ¹

This International search report has not been established in respect of certain claims under Article 17(2)(a) for the following reasons:

1. Claim numbers 12 because they relate to subject matter not required to be searched by this Authority, namely:
See PCT Rule 39.1(iv):
methods for treatment of the human or animal body by surgery or therapy, as well as diagnostic methods
2. Claim numbers because they relate to parts of the International application that do not comply with the prescribed requirements to such an extent that no meaningful International search can be carried out, specifically:
3. Claim numbers because they are dependent claims and are not drafted in accordance with the second and third sentences of PCT Rule 6.4(a).

VI. OBSERVATIONS WHERE UNITY OF INVENTION IS LACKING ²

This International Searching Authority found multiple inventions in this International application as follows:

1. As all required additional search fees were timely paid by the applicant, this International search report covers all searchable claims of the international application
2. As only some of the required additional search fees were timely paid by the applicant, this international search report covers only those claims of the International application for which fees were paid, specifically claims:
3. No required additional search fees were timely paid by the applicant. Consequently, this international search report is restricted to the invention first mentioned in the claims; it is covered by claim numbers:
4. As all searchable claims could be searched without effort justifying an additional fee, the International Searching Authority did not invite payment of any additional fee.

Remark on Protest

- The additional search fees were accompanied by applicant's protest.
- No protest accompanied the payment of additional search fees.

**ANNEX TO THE INTERNATIONAL SEARCH REPORT
ON INTERNATIONAL PATENT APPLICATION NO.**

US 9103646

SA 48793

This annex lists the patent family members relating to the patent documents cited in the above-mentioned international search report. The members are as contained in the European Patent Office EDP file on 09/10/91. The European Patent Office is in no way liable for these particulars which are merely given for the purpose of information.

Patent document cited in search report	Publication date	Patent family member(s)	Publication date
EP-A- 0347698	27-12-89	AU-A- 3776589	12-01-90
		EP-A- 0419561	03-04-91
		JP-T- 3501615	11-04-91
		WO-A- 8912637	28-12-89

GB-A- 1247113	22-09-71	BE-A- 756447	22-03-71
		CH-A- 517094	31-12-71
		CH-A- 527816	15-09-72
		DE-A- 2046595	22-04-71
		FR-A, B 2070130	10-09-71
		NL-A- 7015130	19-04-71
		SE-B- 368007	17-06-74
		US-A- 3634453	11-01-72

EPO FORM P0479

For more details about this annex : see Official Journal of the European Patent Office, No. 12/82.-