



US00D707254S

(12) **United States Design Patent**
Pitt

(10) **Patent No.:** **US D707,254 S**

(45) **Date of Patent:** **** Jun. 17, 2014**

(54) **DISPLAY SCREEN WITH GRAPHICAL USER INTERFACE**

(71) Applicant: **Microsoft Corporation**, Redmond, WA (US)

(72) Inventor: **Joseph Pitt**, Seattle, WA (US)

(73) Assignee: **Microsoft Corporation**, Redmond, WA (US)

(**) Term: **14 Years**

(21) Appl. No.: **29/449,052**

(22) Filed: **Mar. 14, 2013**

(51) **LOC (10) CI.** **14-04**

(52) **U.S. CI.**

USPC **D14/488**

(58) **Field of Classification Search**

CPC G06H 3/048

USPC D14/485-495; D18/24-33; D19/1, 52;
D20/11; D21/324-333; 715/700-867,
715/961-978

See application file for complete search history.

(56) **References Cited**

U.S. PATENT DOCUMENTS

5,860,073	A *	1/1999	Ferrel et al.	715/255
7,302,644	B2 *	11/2007	Holtz et al.	715/720
D557,275	S *	12/2007	De Mar et al.	D14/487
7,454,711	B2 *	11/2008	Angiulo et al.	715/760
D594,020	S *	6/2009	Ball et al.	D14/486
D608,364	S *	1/2010	Walsh et al.	D14/485

D633,921	S *	3/2011	Brinda	D14/488
D642,190	S *	7/2011	Pearson et al.	D14/486
D658,672	S *	5/2012	Ray et al.	D14/486
D665,396	S *	8/2012	Williams et al.	D14/486
D665,407	S *	8/2012	Bitran et al.	D14/487
D676,864	S *	2/2013	Velasco et al.	D14/486
2007/0209023	A1 *	9/2007	Nakagawa et al.	715/838
2007/0240079	A1 *	10/2007	Flynt et al.	715/810
2008/0244405	A1 *	10/2008	Kimura	715/716
2009/0077493	A1 *	3/2009	Hempel et al.	715/810
2009/0241026	A1 *	9/2009	Augustine et al.	715/700
2010/0115460	A1 *	5/2010	Pegg	715/788
2012/0278725	A1 *	11/2012	Gordon et al.	715/738
2012/0304068	A1 *	11/2012	Zaman et al.	715/730

* cited by examiner

Primary Examiner — Ian Simmons

Assistant Examiner — Richelle G Shelton

(74) *Attorney, Agent, or Firm* — Banner & Witcoff, Ltd.

(57) **CLAIM**

The ornamental design for a display screen with graphical user interface, as shown and described.

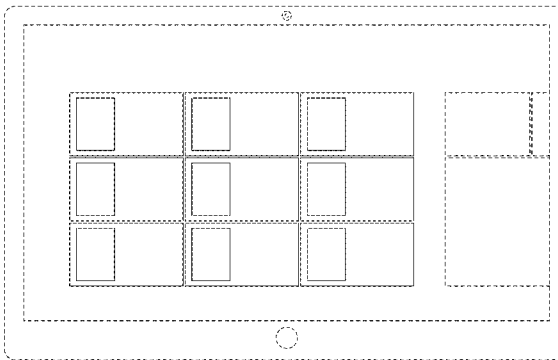
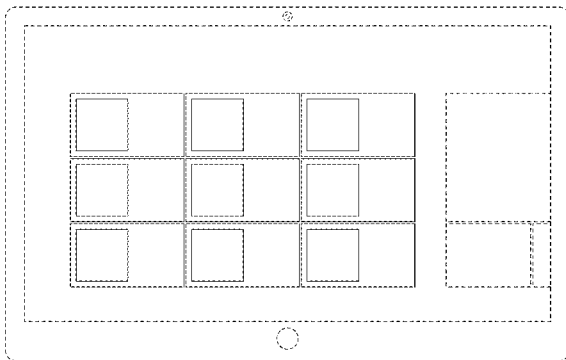
DESCRIPTION

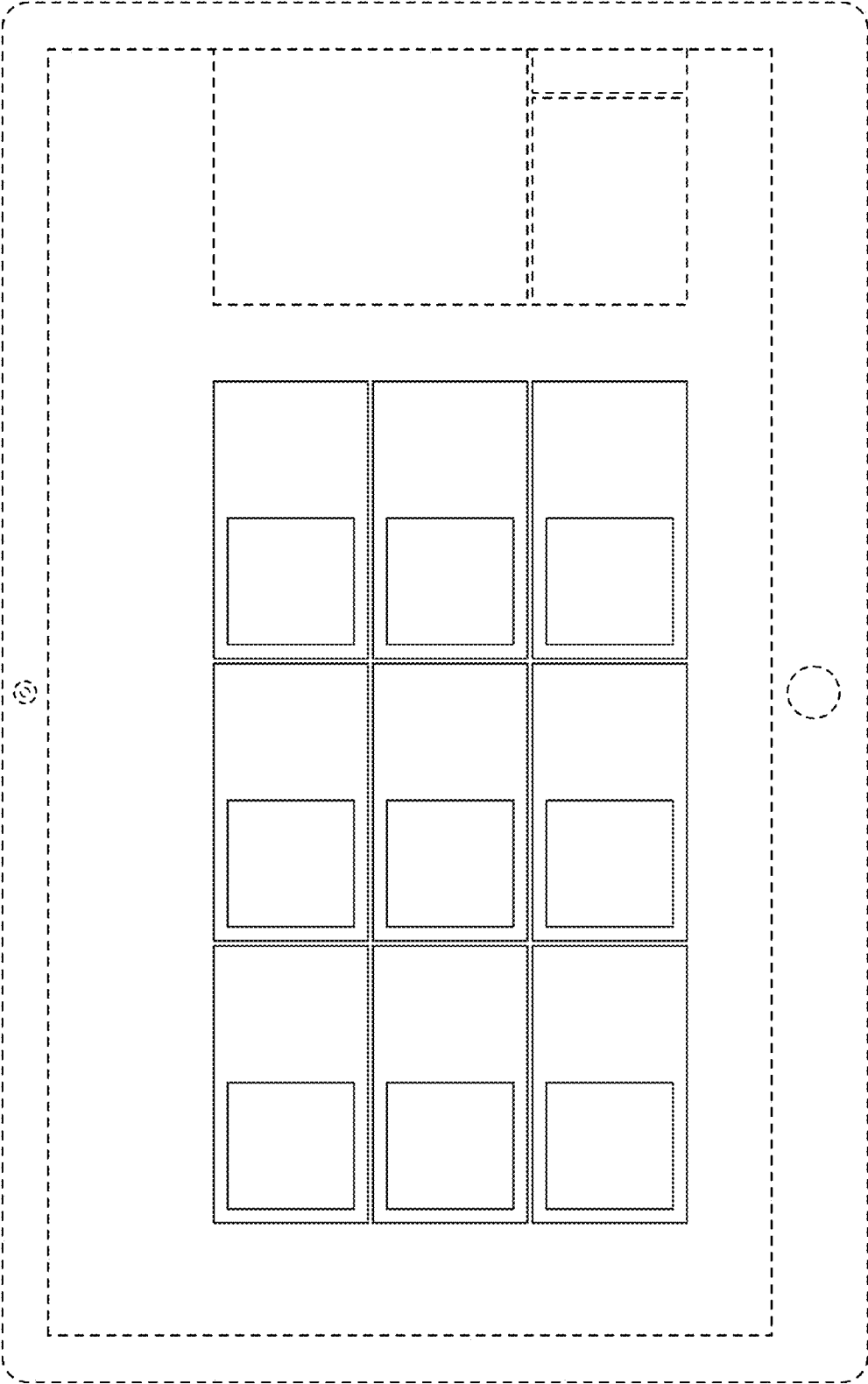
FIG. 1 is a front view of a display screen with graphical user interface showing my new design; and,

FIG. 2 is a front view of a display screen with graphical user interface showing an alternative embodiment of my new design.

The broken line showing of the remainder of the user interface and display screen is for environmental purposes only and forms no part of the claimed design.

1 Claim, 2 Drawing Sheets





⊗



FIG. 1

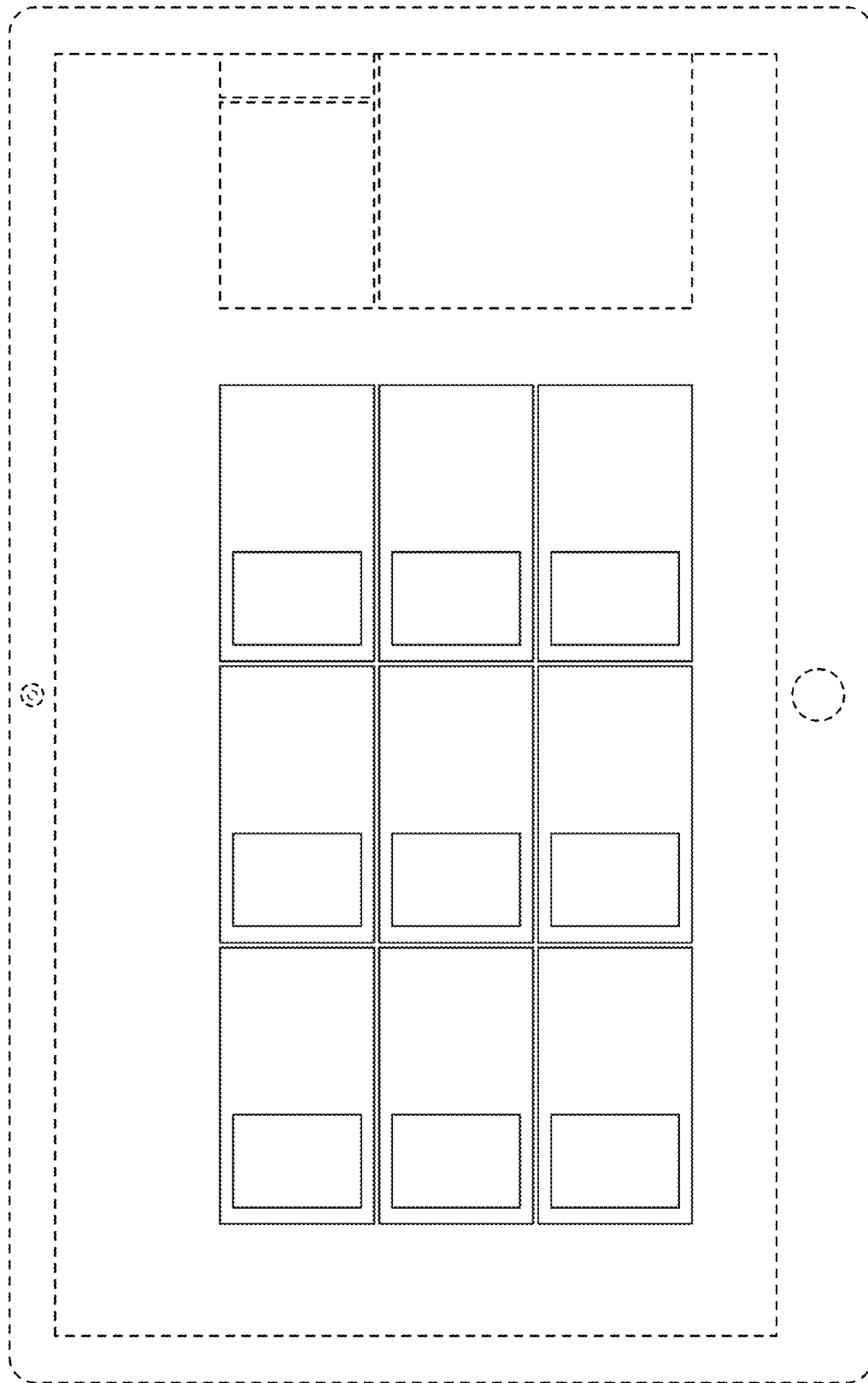


FIG. 2