

*T. Cole,
Cutting Shingles,*

N^o 3,837.

Patented Nov. 26, 1844.

Fig. 1.

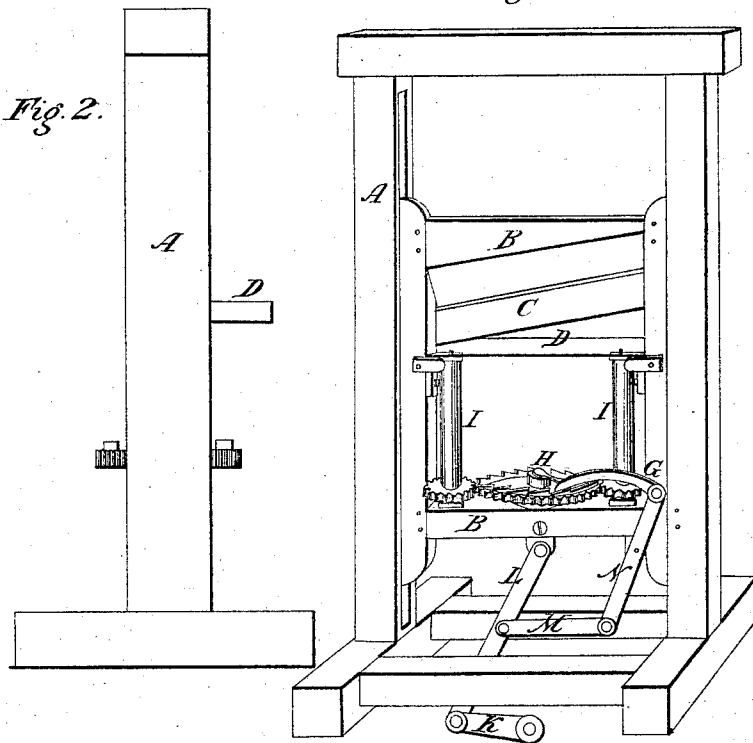


Fig. 2.

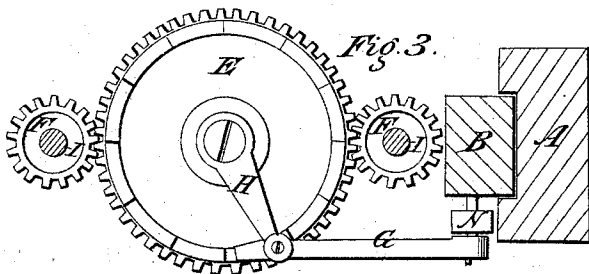
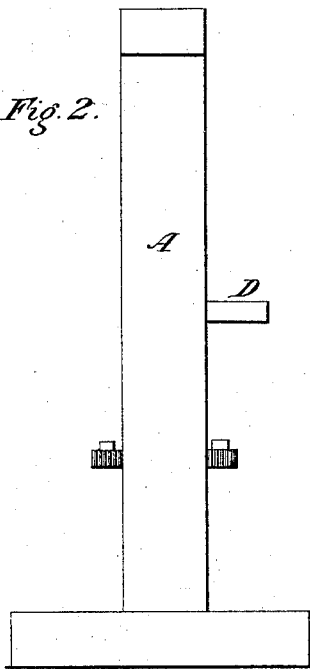


Fig. 4.



Witnesses:

*Owen G. Warren
John T. Warren*

Inventor:

Tillett Cole

UNITED STATES PATENT OFFICE.

TILLOTT COLE, OF KENT, NEW YORK.

MACHINE FOR CUTTING SHINGLES.

Specification of Letters Patent No. 3,837, dated November 26, 1844.

To all whom it may concern:

Be it known that I, TILLOTT COLE, of Kent, Putnam county, and State of New York, have invented a new and useful Improvement in Shingle-Machines; and I do hereby declare that the following is a full and exact description.

To enable others to make and use my invention I proceed to describe its construction and operation, reference being had to the drawings hereunto annexed and making part of this specification.

Figure 1 is a perspective view. Fig. 2 a side elevation of the frame. Fig. 3 plan of the gaging apparatus. Fig. 4 cross section of one of the eccentric upright rollers.

A is the frame; B the knife gate; C, the knife; D, the platform on which is laid the bolt or block to be cut into shingles; E, the main wheel of the gaging work on which is the ratchet; F, the pinion at the foot of the eccentric rollers; G, the hand; H, a strap to hold the hand in place; I, the eccentric upright rollers; K, the driving crank; L, the pitman; M, connecting bar; N, vibrating lever, for moving the hand of the ratchet.

The block or shingle bolt is laid upon the platform D and when the knife gate rises

the block is pressed against the two rollers I, which are eccentric in the cross section (see Fig. 4) one end of the block rests against the flat side and the other against the round side and as the knife descends a shingle is cut. As the knife-gate rises again, by the operation of the lever and the hand G the wheel E is acted upon and thus turns the rollers, I, half around so that the flat side will take place of the round side and vice versa, and this alternation takes place continually so as to cut alternate butts and edge of the shingle from the same end of the block or bolt.

What I claim as my invention and desire to secure by Letters Patent is—

1. The combination of the eccentric rollers for gaging the thickness of the shingle to be cut, with the knife gate as herein described.
2. In combination with the eccentric rollers on the vibrating gate, the arrangement of cog wheels, ratchet and levers for rotating the eccentric rollers as described.

Given under my hand this 19th day of Sept. 1844 at the city of New York.

TILLOTT COLE.

Witnesses:

OWEN G. WARREN,
JOHN T. WARREN.