

(19) World Intellectual Property  
Organization  
International Bureau



(43) International Publication Date  
4 March 2004 (04.03.2004)

PCT

(10) International Publication Number  
**WO 2004/018435 A1**

(51) International Patent Classification<sup>7</sup>: **C07D 239/56**,  
239/60, 417/12, 403/12, 401/04, 401/12, 413/14, 413/12,  
413/04, A61K 31/513, A61P 37/08, 37/06, 19/02, 9/10,  
19/10

(21) International Application Number:  
PCT/GB2003/003632

(22) International Filing Date: 20 August 2003 (20.08.2003)

(25) Filing Language: English

(26) Publication Language: English

(30) Priority Data:  
0219819.0 24 August 2002 (24.08.2002) GB  
0223287.4 8 October 2002 (08.10.2002) GB

(71) Applicant (for all designated States except MG, US): **ASTRAZENECA AB** [SE/SE]; Sodertalje, S-151 85 (SE).

(71) Applicant (for MG only): **ASTRAZENECA UK LIMITED** [GB/GB]; 15 Stanhope Gate, London, Greater London W1K 1LN (GB).

(72) Inventors; and

(75) Inventors/Applicants (for US only): **EBDEN, Mark, Richard** [GB/GB]; AstraZeneca R & D Charnwood, Bakewell Road, Loughborough, Leicestershire LE11 5RH (GB). **MEGHANI, Premji** [GB/GB]; AstraZeneca R & D Charnwood, Bakewell Road, Loughborough, Leicestershire LE11 5RH (GB). **COOK, Antony, Ronald** [GB/GB]; AstraZeneca R & D Charnwood, Bakewell

Road, Loughborough, Leicestershire LE11 5RH (GB). **STEELE, John** [GB/GB]; AstraZeneca R & D Charnwood, Bakewell Road, Loughborough, Leicestershire LE11 5RH (GB). **CHEEMA, Lal, Lashkar, Singh** [GB/GB]; AstraZeneca R & D Charnwood, Bakewell Road, Loughborough, Leicestershire LE11 5RH (GB).

(74) Agent: **ASTRAZENECA**; Global Intellectual Property, Mereside, Alderley Park, Macclesfield, Cheshire SK10 4TG (GB).

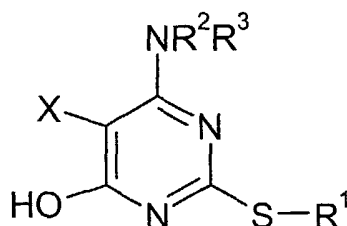
(81) Designated States (national): AE, AG, AL, AM, AT, AU, AZ, BA, BB, BG, BR, BY, BZ, CA, CH, CN, CO, CR, CU, CZ, DE, DK, DM, DZ, EC, EE, ES, FI, GB, GD, GE, GH, GM, HR, HU, ID, IL, IN, IS, JP, KE, KG, KP, KR, KZ, LC, LK, LR, LS, LT, LU, LV, MA, MD, MG, MK, MN, MW, MX, MZ, NI, NO, NZ, OM, PG, PH, PL, PT, RO, RU, SC, SD, SE, SG, SK, SL, SY, TJ, TM, TN, TR, TT, TZ, UA, UG, US, UZ, VC, VN, YU, ZA, ZM, ZW.

(84) Designated States (regional): ARIPO patent (GH, GM, KE, LS, MW, MZ, SD, SL, SZ, TZ, UG, ZM, ZW), Eurasian patent (AM, AZ, BY, KG, KZ, MD, RU, TJ, TM), European patent (AT, BE, BG, CH, CY, CZ, DE, DK, EE, ES, FI, FR, GB, GR, HU, IE, IT, LU, MC, NL, PT, RO, SE, SI, SK, TR), OAPI patent (BF, BJ, CF, CG, CI, CM, GA, GN, GQ, GW, ML, MR, NE, SN, TD, TG).

Published:  
— with international search report

For two-letter codes and other abbreviations, refer to the "Guidance Notes on Codes and Abbreviations" appearing at the beginning of each regular issue of the PCT Gazette.

(54) Title: PYRIMIDINE DERIVATIVES AS MODULATORS OF CHEMOKINE RECEPTOR ACTIVITY



(1)

(57) Abstract: Compounds of formula (1), pharmaceutically acceptable salts, solvates and *in vivo* hydrolysable esters thereof, have activity as pharmaceuticals, in particular as modulators of chemokine receptor (especially CXCR2) activity, and may be in the treatment (therapeutic or prophylactic) of conditions/diseases in human and non-human animals which are exacerbated or caused by excessive or unregulated production of chemokines.



WO 2004/018435 A1

## PYRIMIDINE DERIVATIVES AS MODULATORS OF CHEMOKINE RECEPTOR ACTIVITY

The present invention relates to certain heterocyclic compounds, processes and intermediates used in their preparation, pharmaceutical compositions containing them and  
5 their use in therapy.

Chemokines play an important role in immune and inflammatory responses in various diseases and disorders, including asthma and allergic diseases, as well as autoimmune pathologies such as rheumatoid arthritis and atherosclerosis. These small secreted molecules are a growing superfamily of 8-14 kDa proteins characterised by a conserved cysteine motif.  
10 At the present time, the chemokine superfamily comprises three groups exhibiting characteristic structural motifs, the C-X-C, C-C and C-X<sub>3</sub>-C families. The C-X-C and C-C families have sequence similarity and are distinguished from one another on the basis of a single amino acid insertion between the NH-proximal pair of cysteine residues. The C-X<sub>3</sub>-C family is distinguished from the other two families on the basis of having a triple amino acid  
15 insertion between the NH-proximal pair of cysteine residues.

The C-X-C chemokines include several potent chemoattractants and activators of neutrophils such as interleukin-8 (IL-8) and neutrophil-activating peptide 2 (NAP-2).

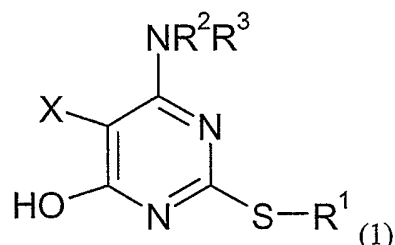
The C-C chemokines include potent chemoattractants of monocytes and lymphocytes but not neutrophils. Examples include human monocyte chemotactic proteins 1-3 (MCP-1,  
20 MCP-2 and MCP-3), RANTES (Regulated on Activation, Normal T Expressed and Secreted), eotaxin and the macrophage inflammatory proteins 1 $\alpha$  and 1 $\beta$  (MIP-1 $\alpha$  and MIP-1 $\beta$ ).

The C-X<sub>3</sub>-C chemokine (also known as fractalkine) is a potent chemoattractant and activator of microglia in the central nervous system (CNS) as well as of monocytes, T cells, NK cells and mast cells.

25 Studies have demonstrated that the actions of the chemokines are mediated by subfamilies of G protein-coupled receptors, among which are the receptors designated CCR1, CCR2, CCR2A, CCR2B, CCR3, CCR4, CCR5, CCR6, CCR7, CCR8, CCR9, CCR10 and CCR11 (for the C-C family); CXCR1, CXCR2, CXCR3, CXCR4 and CXCR5 (for the C-X-C family) and CX<sub>3</sub>CR1 for the C-X<sub>3</sub>-C family. These receptors represent good targets for drug  
30 development since agents which modulate these receptors would be useful in the treatment of disorders and diseases such as those mentioned above.

-2-

The present invention provides compounds of formula (1), pharmaceutically acceptable salts or solvates thereof and *in vivo* hydrolysable esters thereof:



- 5 wherein  $\text{R}^1$  is a group selected from  $\text{C}_{3-7}$ carbocyclyl,  $\text{C}_{1-8}$ alkyl,  $\text{C}_{2-6}$ alkenyl and  $\text{C}_{2-6}$ alkynyl; wherein the group is optionally substituted by 1, 2 or 3 substituents independently selected from fluoro, nitrile,  $-\text{OR}^4$ ,  $-\text{NR}^5\text{R}^6$ ,  $-\text{CONR}^5\text{R}^6$ ,  $-\text{COOR}^7$ ,  $-\text{NR}^8\text{COR}^9$ ,  $-\text{SR}^{10}$ ,  $-\text{SO}_2\text{R}^{10}$ ,  $-\text{SO}_2\text{NR}^5\text{R}^6$ ,  $-\text{NR}^8\text{SO}_2\text{R}^9$ , phenyl or heteroaryl; wherein phenyl and heteroaryl are optionally substituted by 1, 2 or 3 substituents independently selected from halo, cyano, nitro,  $-\text{OR}^4$ ,  $-\text{NR}^5\text{R}^6$ ,  $-\text{CONR}^5\text{R}^6$ ,  $-\text{COOR}^7$ ,  $-\text{NR}^8\text{COR}^9$ ,  $-\text{SR}^{10}$ ,  $-\text{SO}_2\text{R}^{10}$ ,  $-\text{SO}_2\text{NR}^5\text{R}^6$ ,  $-\text{NR}^8\text{SO}_2\text{R}^9$ ,  $\text{C}_{1-6}$ alkyl and trifluoromethyl;
- 10 wherein  $\text{R}^2$  is  $\text{C}_{3-7}$ carbocyclyl, optionally substituted by 1, 2 or 3 substituents independently selected from:
- (a) fluoro,  $-\text{OR}^4$ ,  $-\text{NR}^5\text{R}^6$ ,  $-\text{CONR}^5\text{R}^6$ ,  $-\text{COOR}^7$ ,  $-\text{NR}^8\text{COR}^9$ ,  $-\text{SR}^{10}$ ,  $-\text{SO}_2\text{R}^{10}$ ,  $-\text{SO}_2\text{NR}^5\text{R}^6$ ,  $-\text{NR}^8\text{SO}_2\text{R}^9$ ;
- 15 (b) a 3-8 membered ring optionally containing 1, 2 or 3 atoms selected from O, S,  $-\text{NR}^8$  and whereby the ring is optionally substituted by  $\text{C}_{1-3}$ alkyl or fluoro; or
- (c) phenyl or heteroaryl, each of which is optionally substituted by 1, 2 or 3 substituents independently selected from halo, cyano, nitro,  $-\text{OR}^4$ ,  $-\text{NR}^5\text{R}^6$ ,  $-\text{CONR}^5\text{R}^6$ ,  $-\text{NR}^8\text{COR}^9$ ,  $-\text{SO}_2\text{NR}^5\text{R}^6$ ,  $-\text{NR}^8\text{SO}_2\text{R}^9$ ,  $\text{C}_{1-6}$ alkyl and trifluoromethyl;
- 20 or  $\text{R}^2$  is a group selected from  $\text{C}_{1-8}$ alkyl,  $\text{C}_{2-6}$ alkenyl or  $\text{C}_{2-6}$ alkynyl wherein the group is substituted by 1, 2 or 3 substituents independently selected from hydroxy, amino,  $\text{C}_{1-6}$ alkoxy,  $\text{C}_{1-6}$ alkylamino, di( $\text{C}_{1-6}$ alkyl)amino, *N*-( $\text{C}_{1-6}$ alkyl)-*N*-(phenyl)amino, *N*- $\text{C}_{1-6}$ alkylcarbamoyl, *N,N*-( $\text{C}_{1-6}$ alkyl)<sub>2</sub>carbamoyl, *N*-( $\text{C}_{1-6}$ alkyl)-*N*-(phenyl)carbamoyl, carboxy, phenoxy-carbonyl,  $-\text{NR}^8\text{COR}^9$ ,  $-\text{SO}_2\text{R}^{10}$ ,  $-\text{SO}_2\text{NR}^5\text{R}^6$  and  $-\text{NR}^8\text{SO}_2\text{R}^9$ ;
- 25 wherein  $\text{R}^3$  is hydrogen or  $\text{R}^2$ ;
- $\text{R}^4$  is hydrogen or a group selected from  $\text{C}_{1-6}$ alkyl and phenyl, wherein the group is optionally substituted by 1 or 2 substituents independently selected from halo, phenyl,  $-\text{OR}^{11}$  and  $-\text{NR}^{12}\text{R}^{13}$ ;

-3-

R<sup>5</sup> and R<sup>6</sup> are independently hydrogen or a group selected from C<sub>1-6</sub>alkyl and phenyl wherein the group is optionally substituted by 1, 2 or 3 substituents independently selected from halo, phenyl, -OR<sup>14</sup>, -NR<sup>15</sup>R<sup>16</sup>, -CONR<sup>15</sup>R<sup>16</sup>, -NR<sup>15</sup>COR<sup>16</sup>, -SONR<sup>15</sup>R<sup>16</sup> and NR<sup>15</sup>SO<sub>2</sub>R<sup>16</sup>

or

- 5 R<sup>5</sup> and R<sup>6</sup> together with the nitrogen atom to which they are attached form a 4- to 7-membered saturated heterocyclic ring system optionally containing a further heteroatom selected from oxygen and nitrogen atoms, where the ring system may be optionally substituted by 1, 2 or 3 substituents independently selected from phenyl, -OR<sup>14</sup>, -COOR<sup>14</sup>, -NR<sup>15</sup>R<sup>16</sup>, -CONR<sup>15</sup>R<sup>16</sup>, -NR<sup>15</sup>COR<sup>16</sup>, -SONR<sup>15</sup>R<sup>16</sup>, NR<sup>15</sup>SO<sub>2</sub>R<sup>16</sup> or C<sub>1-6</sub>alkyl (optionally substituted by 1 or 2 substituents independently selected from halo, -NR<sup>15</sup>R<sup>16</sup> and -OR<sup>17</sup> groups);

R<sup>10</sup> is hydrogen or a group selected from C<sub>1-6</sub>alkyl or phenyl, wherein the group is optionally substituted by 1, 2 or 3 substituents independently selected from halo, phenyl, -OR<sup>17</sup> and -NR<sup>15</sup>R<sup>16</sup>; and

- 15 each of R<sup>7</sup>, R<sup>8</sup>, R<sup>9</sup>, R<sup>11</sup>, R<sup>12</sup>, R<sup>13</sup>, R<sup>14</sup>, R<sup>15</sup>, R<sup>16</sup>, R<sup>17</sup> is independently hydrogen, C<sub>1-6</sub>alkyl or phenyl;

- X is hydrogen, halo, cyano, nitro, hydroxy, C<sub>1-6</sub>alkoxy (optionally substituted by 1 or 2 substituents selected from halo, -OR<sup>11</sup> and -NR<sup>12</sup>R<sup>13</sup>), -NR<sup>5</sup>R<sup>6</sup>, -COOR<sup>7</sup>, -CONR<sup>5</sup>R<sup>6</sup>, -NR<sup>8</sup>COR<sup>9</sup>, thio, thiocyno, thioC<sub>1-6</sub>alkyl (optionally substituted by 1 or 2 substituents selected from halo, -OR<sup>17</sup>, -CO<sub>2</sub>R<sup>7</sup>, -NR<sup>15</sup>R<sup>16</sup>, -CONR<sup>5</sup>R<sup>6</sup>), -SO<sub>2</sub>R<sup>10</sup>, -SO<sub>2</sub>NR<sup>5</sup>R<sup>6</sup>, -NR<sup>8</sup>SO<sub>2</sub>R<sup>10</sup> or a group selected from C<sub>3-7</sub>carbocyclyl, C<sub>1-8</sub>alkyl, C<sub>2-6</sub>alkenyl or C<sub>2-6</sub>alkynyl, wherein the group is optionally substituted by 1, 2 or 3 substituents independently selected from halo, -OR<sup>4</sup>, -NR<sup>5</sup>R<sup>6</sup>, -CONR<sup>5</sup>R<sup>6</sup>, -COOR<sup>7</sup>, -NR<sup>8</sup>COR<sup>9</sup>, -SR<sup>10</sup>, -SO<sub>2</sub>R<sup>10</sup>, -SO<sub>2</sub>NR<sup>5</sup>R<sup>6</sup> and -NR<sup>8</sup>SO<sub>2</sub>R<sup>9</sup>; or a phenyl, -heteroaryl, -thiophenyl, -thioheteroaryl, aminoheteroaryl, and thioC<sub>1-6</sub>alkylheteroaryl group, all of which may be optionally substituted by 1, 2 or 3 substituents independently selected from halo, cyano, nitro, -OR<sup>4</sup>, -NR<sup>5</sup>R<sup>6</sup>, -CONR<sup>5</sup>R<sup>6</sup>, -COOR<sup>7</sup>, -NR<sup>8</sup>COR<sup>9</sup>, -SR<sup>10</sup>, -SO<sub>2</sub>R<sup>10</sup>, -SO<sub>2</sub>NR<sup>5</sup>R<sup>6</sup>, -NR<sup>8</sup>SO<sub>2</sub>R<sup>9</sup>, C<sub>1-6</sub>alkyl, phenyl, heteroaryl or trifluoromethyl groups.

- 25 Certain compounds of formula (1) are capable of existing in stereoisomeric forms. It will be understood that the invention encompasses all geometric and optical isomers of the compounds of formula (1) and mixtures thereof including racemates.

The synthesis of optically active forms may be carried out by standard techniques of organic chemistry well known in the art, for example by synthesis from optically active

-4-

starting materials or by resolution of a racemic form. Similarly, the above-mentioned activity may be evaluated using the standard laboratory techniques referred to hereinafter.

Within the present invention it is to be understood that a compound of formula (1) or a salt, solvate or *in vivo* hydrolysable ester thereof may exhibit the phenomenon of tautomerism and that the formulae drawings within this specification can represent only one of the possible tautomeric forms. It is to be understood that the invention encompasses any tautomeric form and mixtures thereof and is not to be limited merely to any one tautomeric form utilised within the formulae drawings. The formulae drawings within this specification can represent only one of the possible tautomeric forms and it is to be understood that the specification encompasses all possible tautomeric forms of the compounds drawn not just those forms which it has been possible to show graphically herein.

It is also to be understood that certain compounds of formula (1) and salts thereof can exist in solvated as well as unsolvated forms such as, for example, hydrated forms. It is to be understood that the invention encompasses all such solvated forms.

The present invention relates to the compounds of formula (1) as hereinbefore defined as well as to the salts thereof. Salts for use in pharmaceutical compositions will be pharmaceutically acceptable salts, but other salts may be useful in the production of the compounds of formula (1) and their pharmaceutically acceptable salts. Pharmaceutically acceptable salts of the invention may, for example, include acid addition salts of the compounds of formula (1) as hereinbefore defined which are sufficiently basic to form such salts. Such acid addition salts include for example salts with inorganic or organic acids affording pharmaceutically acceptable anions such as with hydrogen halides (especially hydrochloric or hydrobromic acid of which hydrochloric acid is particularly preferred) or with sulphuric or phosphoric acid, or with trifluoroacetic, citric or maleic acid. Suitable salts include hydrochlorides, hydrobromides, phosphates, sulphates, hydrogen sulphates, alkylsulphonates, arylsulphonates, acetates, benzoates, citrates, maleates, fumarates, succinates, lactates, tartrates, oxalates, methanesulphonates or *p*-toluenesulphonates. Pharmaceutically acceptable salts of the invention may also include basic addition salts of the compounds of formula (1) as hereinbefore defined which are sufficiently acidic to form such salts. Such salts may be formed with an inorganic or organic base which affords a pharmaceutically acceptable cation. Such salts with inorganic or organic bases include for example an alkali metal salt, such as a lithium, sodium or potassium salt, an alkaline earth metal salt such as a calcium or magnesium salt, an ammonium salt or an organic amine salt,

-5-

for example a salt with methylamine, dimethylamine, trimethylamine, triethylamine, piperidine, morpholine or tris-(2-hydroxyethyl)amine. Other basic addition salts include aluminium, zinc, benzathine, chlorprocaine, choline, diethanolamine, ethanolamine, ethyldiamine, meglumine, tromethamine or procaine.

5           The present invention further relates to an *in vivo* hydrolysable ester of a compound of formula (1). An *in vivo* hydrolysable ester of a compound of formula (1) which contains carboxy or hydroxy group is, for example a pharmaceutically acceptable ester which is cleaved in the human or animal body to produce the parent acid or alcohol. Such esters can be identified by administering, for example, intravenously to a test animal, the compound  
10 under test and subsequently examining the test animal's body fluid.

Suitable pharmaceutically acceptable esters for carboxy include C<sub>1-6</sub>alkoxymethyl esters for example methoxymethyl, C<sub>1-6</sub>alkanoyloxymethyl esters for example pivaloyloxymethyl, phthalidyl esters, C<sub>3-8</sub>cycloalkoxycarbonyloxyC<sub>1-6</sub>alkyl esters for example 1-cyclohexylcarbonyloxyethyl; 1,3-dioxolen-2-onylmethyl esters for example  
15 5-methyl-1,3-dioxolen-2-onylmethyl; and C<sub>1-6</sub>alkoxycarbonyloxyethyl esters for example 1-methoxycarbonyloxyethyl and may be formed at any carboxy group in the compounds of this invention.

Suitable pharmaceutically-acceptable esters for hydroxy include inorganic esters such as phosphate esters (including phosphoramidic cyclic esters) and  $\alpha$ -acyloxyalkyl ethers and  
20 related compounds which as a result of the *in vivo* hydrolysis of the ester breakdown to give the parent hydroxy group/s. Examples of  $\alpha$ -acyloxyalkyl ethers include acetoxymethoxy and 2,2-dimethylpropionyloxymethoxy. A selection of *in-vivo* hydrolysable ester forming groups for hydroxy include C<sub>1-10</sub>alkanoyl, for example acetyl; benzoyl; phenylacetyl; substituted benzoyl and phenylacetyl, C<sub>1-10</sub>alkoxycarbonyl (to give alkyl carbonate esters), for example  
25 ethoxycarbonyl; di-(C<sub>1-4</sub>)alkylcarbamoyle and *N*-(di-(C<sub>1-4</sub>)alkylaminoethyl)-*N*-(C<sub>1-4</sub>)alkylcarbamoyle (to give carbamates); di-(C<sub>1-4</sub>)alkylaminoacetyl and carboxyacetyl. Examples of ring substituents on phenylacetyl and benzoyl include aminomethyl, (C<sub>1-4</sub>)alkylaminomethyl and di-((C<sub>1-4</sub>)alkyl)aminomethyl, and morpholino or piperazino linked from a ring nitrogen atom via a methylene linking group to the 3- or 4- position of the benzoyl  
30 ring. Other interesting *in-vivo* hydrolysable esters include, for example, R<sup>A</sup>C(O)O(C<sub>1-6</sub>)alkyl-CO-, wherein R<sup>A</sup> is for example, benzyloxy-(C<sub>1-4</sub>)alkyl, or phenyl). Suitable substituents on a phenyl group in such esters include, for example, 4-(C<sub>1-4</sub>)piperazino-(C<sub>1-4</sub>)alkyl, piperazino-(C<sub>1-4</sub>)alkyl and morpholino-(C<sub>1-4</sub>)alkyl.

-6-

In this specification the term "alkyl" includes both straight-chain and branched-chain alkyl groups. However references to individual alkyl groups such as "propyl" are specific for the straight chain version only and references to individual branched-chain alkyl groups such as *t*-butyl are specific for the branched chain version only. For example, "C<sub>1-3</sub>alkyl" includes  
5 methyl, ethyl, propyl and isopropyl and examples of "C<sub>1-6</sub>alkyl" include the examples of "C<sub>1-3</sub>alkyl" and additionally *t*-butyl, pentyl, 2,3-dimethylpropyl, 3-methylbutyl and hexyl. Examples of "C<sub>1-8</sub>alkyl" include the examples of "C<sub>1-6</sub>alkyl" and additionally heptyl, 2,3-dimethylpentyl, 1-propylbutyl and octyl. An analogous convention applies to other terms, for example "C<sub>2-6</sub>alkenyl" includes vinyl, allyl, 1-propenyl, 2-butenyl, 3-butenyl, 3-methylbut-1-  
10 enyl, 1-pentenyl and 4-hexenyl and examples of "C<sub>2-6</sub>alkynyl" includes ethynyl, 1-propynyl, 3-butyne, 2-pentyne and 1-methylpent-2-yne.

"C<sub>3-7</sub>carbocyclyl" is a saturated, partially saturated or unsaturated, monocyclic ring containing 3 to 7 carbon ring atoms wherein a -CH<sub>2</sub>- group can optionally be replaced by a -C(O)-. Suitable examples of "carbocyclyl" are cyclopropyl, cyclopentyl, cyclobutyl,  
15 cyclohexyl, cyclohexenyl, 4-oxocyclohex-1-yl and 3-oxocyclohept-5-en-1-yl.

The term "halo" refers to fluoro, chloro, bromo and iodo.

Examples of "C<sub>1-6</sub>alkoxy" include methoxy, ethoxy, propoxy, isopropoxy, butyloxy, pentyloxy, 1-ethylpropoxy and hexyloxy. Examples of "C<sub>1-6</sub>alkylamino" include methylamino, ethylamino, propylamino, butylamino and 2-methylpropylamino. Examples of  
20 "di(C<sub>1-6</sub>alkyl)amino" include dimethylamino, *N*-methyl-*N*-ethylamino, diethylamino, *N*-propyl-*N*-3-methylbutylamino. Examples of "*N*-(C<sub>1-6</sub>alkyl)-*N*-(phenyl)amino" include *N*-methyl-*N*-phenylamino, *N*-propyl-*N*-phenylamino and *N*-(2-methylbutyl)-*N*-phenylamino. Examples of "*N*-(C<sub>1-6</sub>alkyl)carbamoyl" are *N*-methylcarbamoyl, *N*-ethylcarbamoyl and *N*-(2-ethylbutyl)carbamoyl. Examples of "*N*-(C<sub>1-6</sub>alkyl)-*N*-(phenyl)carbamoyl" include *N*-methyl-*N*-  
25 phenylcarbamoyl, *N*-butyl-*N*-phenylcarbamoyl and *N*-(3-methylpentyl)-*N*-(phenyl)carbamoyl. Examples of "*N,N*-di(C<sub>1-6</sub>alkyl)carbamoyl" include *N,N*-dimethylcarbamoyl, *N*-methyl-*N*-ethylcarbamoyl and *N*-propyl-*N*-(2-methylbutyl)carbamoyl. Examples of "thioC<sub>1-6</sub>alkyl" include -thiomethyl, -thioethyl, -thiopropyl, -thiobutyl and -thio-2-methylbutyl.

"Heteroaryl" is monocyclic or bicyclic aryl ring containing 5 to 10 ring atoms of  
30 which 1, 2, 3 or 4 ring atoms are chosen from nitrogen, sulphur or oxygen. Examples of heteroaryl include pyrrolyl, furanyl, thienyl, thiazolyl, isothiazolyl, oxazolyl, isoxazolyl, imidazolyl, pyrazolyl, triazolyl, tetrazolyl, oxadiazolyl, thiadiazolyl, pyridyl, thiopyridone, pyrimidinyl, pyrazinyl, pyridazinyl, triazinyl, benzofuranyl, benzthieno, indolyl,

-7-

benzimidazolyl, benzoxazolyl, benzthiazolyl, indazolyl, benzisoxazolyl, benzisothiazolyl, benztriazolyl, quinolinyl, isoquinolinyl and naphthiridinyl.

Examples of "a 3-8 membered ring optionally containing 1, 2 or 3 atoms selected from O, S and NR<sup>8</sup>" include azetidiny, pyrrolidinyl, tetrahydrofuranyl, tetrahydrothiophenyl,  
5 tetrahydropyranyl, piperidinyl, piperazinyl and morpholinyl.

Examples of "a 4- to 7-membered saturated heterocyclic ring system" include azetidiny, pyrrolidinyl, piperidinyl, piperazinyl, homopiperazinyl and morpholinyl.

Where optional substituents are chosen from "1, 2 or 3" groups it is to be understood that this definition includes all substituents being chosen from one of the specified groups or  
10 the substituents being chosen from two or more of the specified groups. An analogous convention applies to substituents chosen from "1 or 2" groups.

Convenient values of R<sup>1</sup>, R<sup>2</sup>, R<sup>3</sup> and X are as follows. Such values may be used where appropriate with any of the definitions, claims or embodiments defined hereinbefore or hereinafter.

15 In one aspect of the present invention there is provided a compound of formula (1) as depicted above wherein R<sup>1</sup> is C<sub>1-8</sub>alkyl optionally substituted by 1, 2 or 3 substituents independently selected from phenyl or heteroaryl, wherein phenyl and heteroaryl are optionally substituted by 1, 2 or 3 substituents independently selected from halo, cyano, -OR<sup>4</sup>, -SR<sup>10</sup>, C<sub>1-6</sub>alkyl and trifluoromethyl.

20 In another aspect of the invention R<sup>1</sup> is benzyl optionally substituted by 1 or 2 substituents independently selected from fluoro, chloro, bromo, methoxy, methyl and trifluoromethyl.

In one aspect of the invention R<sup>2</sup> is C<sub>1-8</sub>alkyl substituted by 1, 2 or 3 substituents independently selected from hydroxy, amino, C<sub>1-6</sub>alkoxy, C<sub>1-6</sub>alkylamino, di(C<sub>1-6</sub>alkyl)amino,  
25 *N*-(C<sub>1-6</sub>alkyl)-*N*-(phenyl)amino, *N*-C<sub>1-6</sub>alkylcarbamoyl, *N,N*-di(C<sub>1-6</sub>alkyl)carbamoyl, *N*-(C<sub>1-6</sub>alkyl)-*N*-(phenyl)carbamoyl, carboxy, phenoxycarbonyl, -NR<sup>8</sup>COR<sup>9</sup>, -SO<sub>2</sub>R<sup>10</sup>, -SO<sub>2</sub>NR<sup>5</sup>R<sup>6</sup> and -NR<sup>8</sup>SO<sub>2</sub>R<sup>9</sup>.

In another aspect R<sup>2</sup> is C<sub>1-8</sub>alkyl, such as C<sub>1-4</sub>alkyl, substituted by 1, 2 or 3 substituents independently selected from hydroxy, amino, C<sub>1-6</sub>alkoxy, C<sub>1-6</sub>alkylamino, and di(C<sub>1-6</sub>alkyl)amino.  
30

In another aspect R<sup>2</sup> is C<sub>1-4</sub>alkyl substituted by hydroxy.

In a further aspect R<sup>2</sup> is 2-hydroxy-1-methylethyl.

-8-

In one aspect of the invention  $R^3$  is hydrogen.

In one aspect of the invention  $R^4$  is hydrogen,  $C_{1-4}$ alkyl or phenyl.

In one aspect of the invention  $R^5$  is hydrogen,  $C_{1-4}$ alkyl or phenyl.

In one aspect of the invention  $R^6$  is hydrogen,  $C_{1-4}$ alkyl or phenyl.

5 In one aspect of the invention  $R^{10}$  is hydrogen,  $C_{1-4}$ alkyl or phenyl.

In one aspect of the invention X is hydrogen, halo, cyano, nitro, hydroxy,  $-NR^5R^6$ , thio, thiocyno,  $-CONR^5R^6$ , thio $C_{1-6}$ alkyl (optionally substituted by 1 or 2 substituents selected from halo,  $-OR^{17}$ ,  $-CONR^5R^6$ ,  $-COOR^7$ ,  $-NR^{15}R^{16}$ ),  $-NR^8SO_2R^{10}$ ,  $C_{1-8}$ alkyl (optionally substituted by 1, 2 or 3 substituents independently selected from halo,  $-OR^4$ ,  $-NR^5R^6$ ,  $-CONR^5R^6$ ,  $-COOR^7$ ,  $-NR^8COR^9$ ,  $-SR^{10}$ ,  $-SO_2R^{10}$ ,  $-SO_2NR^5R^6$  and  $-NR^8SO_2R^9$ ) or a  $-phenyl$ ,  $-heteroaryl$ ,  $-thiophenyl$ ,  $-thioheteroaryl$ ,  $aminoheteroaryl$ , and thio $C_{1-6}$ alkylheteroaryl group, all of which may be optionally substituted by 1, 2 or 3 substituents independently selected from halo, cyano, nitro,  $-OR^4$ ,  $-NR^5R^6$ ,  $-CONR^5R^6$ ,  $-COOR^7$ ,  $-NR^8COR^9$ ,  $-SR^{10}$ ,  $-SO_2R^{10}$ ,  $-SO_2NR^5R^6$ ,  $-NR^8SO_2R^9$ ,  $C_1-C_6$ alkyl, phenyl, heteroaryl or trifluoromethyl groups;

In another aspect X is hydrogen, halo, cyano, nitro, hydroxy, thio, thiocyno,  $-CONR^5R^6$ , thio $C_{1-6}$ alkyl (optionally substituted by 1 or 2 substituents selected from halo,  $-OR^{17}$ ,  $-NR^{15}R^{16}$ ,  $-CONR^5R^6$ ),  $-NR^8SO_2R^{10}$ ,  $C_{1-8}$ alkyl (optionally substituted by 1, 2 or 3 substituents independently selected from halo,  $-OR^4$ ,  $-NR^5R^6$ ,  $-CONR^5R^6$ ,  $-COOR^7$ ,  $-NR^8COR^9$ ,  $-SR^{10}$ ,  $-SO_2R^{10}$ ,  $-SO_2NR^5R^6$  and  $-NR^8SO_2R^9$ ), heteroaryl, thioheteroaryl or thio $C_{1-6}$ alkylheteroaryl all of which may be optionally substituted by 1, 2 or 3 substituents independently selected from halo, cyano, nitro,  $-OR^4$ ,  $-NR^5R^6$ ,  $-CONR^5R^6$ ,  $-COOR^7$ ,  $-NR^8COR^9$ ,  $-SR^{10}$ ,  $-SO_2R^{10}$ ,  $-SO_2NR^5R^6$ ,  $-NR^8SO_2R^9$ ,  $C_{1-6}$ alkyl or trifluoromethyl.

In another aspect X is hydrogen.

25 In another aspect X is  $-CONR^5R^6$

In another aspect X is 1,2,4-oxadiazol-3-ylmethanethio

In another aspect X is  $NR^8SO_2R^{10}$  where  $R^8$  is hydrogen and  $R^9$  is methyl.

In another aspect X is thiocyno.

In another aspect X is thiothiadazolyl, thioimidazolyl or thiotriazolyl.

30 In a further aspect X is fluoro, chloro or cyano

A particular class of compound is of formula (1) wherein;

$R^1$  is  $C_{1-8}$ alkyl optionally substituted by 1, 2 or 3 substituents independently selected from phenyl or heteroaryl, wherein phenyl and heteroaryl are optionally substituted by 1, 2 or 3

-9-

substituents independently selected from halo, cyano, -OR<sup>4</sup>, -SR<sup>10</sup>, C<sub>1-6</sub>alkyl and trifluoromethyl;

R<sup>2</sup> is C<sub>1-8</sub>alkyl substituted by 1, 2 or 3 substituents independently selected from hydroxy, amino, C<sub>1-6</sub>alkoxy, C<sub>1-6</sub>alkylamino, di(C<sub>1-6</sub>alkyl)amino, *N*-(C<sub>1-6</sub>alkyl)-*N*-(phenyl)amino, *N*-C<sub>1-6</sub>alkylcarbonyl, *N,N*-di(C<sub>1-6</sub>alkyl)carbonyl, *N*-(C<sub>1-6</sub>alkyl)-*N*-(phenyl)carbonyl, carboxy, phenoxycarbonyl, -NR<sup>8</sup>COR<sup>9</sup>, -SO<sub>2</sub>R<sup>10</sup>, -SO<sub>2</sub>NR<sup>5</sup>R<sup>6</sup> and -NR<sup>8</sup>SO<sub>2</sub>R<sup>9</sup>;

R<sup>3</sup> is hydrogen;

R<sup>4</sup>, R<sup>5</sup>, R<sup>6</sup>, R<sup>7</sup>, R<sup>8</sup>, R<sup>9</sup>, R<sup>10</sup>, R<sup>11</sup>, R<sup>12</sup>, R<sup>13</sup>, R<sup>14</sup>, R<sup>15</sup>, R<sup>16</sup> and R<sup>17</sup> are independently hydrogen, C<sub>1-4</sub>alkyl or phenyl; and

- 10 X is halo, cyano, nitro, hydroxy, thio, -NR<sup>5</sup>R<sup>6</sup>, thiocyno, -CONR<sup>5</sup>R<sup>6</sup>, thioC<sub>1-6</sub>alkyl (optionally substituted by 1 or 2 substituents selected from halo, -OR<sup>17</sup>, -NR<sup>15</sup>R<sup>16</sup>, -CONR<sup>5</sup>R<sup>6</sup>), -NR<sup>8</sup>SO<sub>2</sub>R<sup>10</sup>, C<sub>1-8</sub>alkyl (optionally substituted by 1, 2 or 3 substituents independently selected from halo, -OR<sup>4</sup>, -NR<sup>5</sup>R<sup>6</sup>, -CONR<sup>5</sup>R<sup>6</sup>, -COOR<sup>7</sup>, -NR<sup>8</sup>COR<sup>9</sup>, -SR<sup>10</sup>, -SO<sub>2</sub>R<sup>10</sup>, -SO<sub>2</sub>NR<sup>5</sup>R<sup>6</sup> and -NR<sup>8</sup>SO<sub>2</sub>R<sup>9</sup>);
- 15 or an aryl, heteroaryl, thioheteroaryl or thioC<sub>1-6</sub>alkylheteroaryl all of which may be optionally substituted by 1, 2 or 3 substituents independently selected from halo, cyano, nitro, -OR<sup>4</sup>, -NR<sup>5</sup>R<sup>6</sup>, -CONR<sup>5</sup>R<sup>6</sup>, -COOR<sup>7</sup>, -NR<sup>8</sup>COR<sup>9</sup>, -SR<sup>10</sup>, -SO<sub>2</sub>R<sup>10</sup>, -SO<sub>2</sub>NR<sup>5</sup>R<sup>6</sup>, -NR<sup>8</sup>SO<sub>2</sub>R<sup>9</sup>, C<sub>1-6</sub>alkyl or trifluoromethyl;

A preferred class of compound is of formula (1) wherein;

- 20 R<sup>1</sup> is benzyl optionally substituted by 1 or 2 substituents independently selected from fluoro and chloro;

R<sup>2</sup> is C<sub>1-4</sub>alkyl substituted by hydroxy;

R<sup>3</sup> is hydrogen;

X is fluoro, chloro, cyano or thioimidazolyl.

- 25 Compounds of the invention include:

2-(Benzylthio)-6-{[(1R)-2-hydroxy-1-methylethyl]amino}-4-pyrimidinol

2-(Benzylthio)-5-chloro-6-{[(1R)-2-hydroxy-1-methylethyl]amino}-4-pyrimidinol

2-[(3-Chlorobenzyl)thio]-6-{[(1R)-2-hydroxy-1-methylethyl]amino}-4-pyrimidinol

5-Chloro-2-[(3-chlorobenzyl)thio]-6-{[(1R)-2-hydroxy-1-methylethyl]amino}-4-pyrimidinol

- 30 2-[(3-Chlorobenzyl)thio]-4-hydroxy-6-{[(1R)-2-hydroxy-1-methylethyl]amino}-5-pyrimidinyl thiocyanate

*N*-(2-[(3-Chlorobenzyl)thio]-4-hydroxy-6-{[(1R)-2-hydroxy-1-methylethyl]amino}-5-pyrimidinyl)methanesulfonamide

-10-

- 2-[(3-Chlorobenzyl)thio]-5-fluoro-6-{{(1R)-2-hydroxy-1-methylethyl}amino}-4-pyrimidinol  
2-[(2,3-difluorobenzyl)thio]-4-hydroxy-6{{(1S)-2-hydroxy-1-methylethyl}amino}pyrimidine-  
5-carbonitrile  
5-Chloro-2-[[[(2,3-difluorophenyl)methyl]thio]-6-[[[(1R)-2-hydroxy-1-methylethyl]amino]-4-  
5 pyrimidinol,  
2-[[[(2,3-Difluorophenyl)methyl]thio]-6-[[[(1R)-2-hydroxy-1-methylethyl]amino]-5-iodo-4-  
pyrimidinol,  
2-[[[(2,3-Difluorophenyl)methyl]thio]-6-[[[(1R)-2-hydroxy-1-methylethyl]amino]-5-nitro-4-  
pyrimidinol,  
10 2-[[[(3-Chlorophenyl)methyl]thio]-6-[[[(1R)-2-hydroxy-1-methylethyl]amino]-5-(1,3,4-  
thiadiazol-2-ylthio)-4-pyrimidinol,  
2-[[[(2,3-Difluorophenyl)methyl]thio]-6-[[[(1R)-2-hydroxy-1-methylethyl]amino]-5-(1*H*-  
imidazol-2-ylthio)-4-pyrimidinol,  
2-[[[(2,3-Difluorophenyl)methyl]thio]-5-[[2-(dimethylamino)ethyl]thio]-6-[[[(1R)-2-hydroxy-1-  
15 methylethyl]amino]-4-pyrimidinol,  
1-2-[[[(2,3-Difluorophenyl)methyl]thio]-4-hydroxy-6-[[[(1R)-2-hydroxy-1-  
methylethyl]amino]-5-pyrimidinyl]- 4(1*H*)-pyridinethione,  
2-[[[(2,3-Difluorophenyl)methyl]thio]-6-[[[(1R)-2-hydroxy-1-methylethyl]amino]-5-(4-  
pyridinylthio)- 4-pyrimidinol,  
20 2-[[[(2,3-Difluorophenyl)methyl]thio]-6-[[[(1R)-2-hydroxy-1-methylethyl]amino]-5-(1*H*-1,2,4-  
triazol-3-ylthio)- 4-pyrimidinol,  
2-[[[(2,3-Difluorophenyl)methyl]thio]-6-[[[(1R)-2-hydroxy-1-methylethyl]amino]-5-(4-  
methyl-4*H*-1,2,4-triazol-3-yl)thio]- 4-pyrimidinol,  
5-[(5-Amino-4*H*-1,2,4-triazol-3-yl)thio]-2-[[[(2,3-difluorophenyl)methyl]thio]-6-[[[(1R)-2-  
25 hydroxy-1-methylethyl]amino]- 4-pyrimidinol,  
2-[[[(2,3-Difluorophenyl)methyl]thio]-6-[[[(1R)-2-hydroxy-1-methylethyl]amino]-5-[[5-(4-  
pyridinyl)-1,3,4-oxadiazol-2-yl]thio]- 4-pyrimidinol,  
Ethyl[[2-[[[(2,3-difluorophenyl)methyl]thio]-4-hydroxy-6-[[[(1R)-2-hydroxy-1-  
methylethyl]amino]-5-pyrimidinyl]thio]- AcOH,  
30 2-[[2-[[[(2,3-Difluorophenyl)methyl]thio]-4-hydroxy-6-[[[(1R)-2-hydroxy-1-  
methylethyl]amino]-5-pyrimidinyl]thio]-*N*-methyl- acetamide,  
2-[[2-[[[(2,3-Difluorophenyl)methyl]thio]-4-hydroxy-6-[[[(1R)-2-hydroxy-1-  
methylethyl]amino]-5-pyrimidinyl]thio]-*N*-[2-(dimethylamino)ethyl]- acetamide,

-11-

- 1-[[[2-[[[(2,3-Difluorophenyl)methyl]thio]-4-hydroxy-6-[[[(1R)-2-hydroxy-1-methylethyl]amino]-5-pyrimidinyl]thio]acetyl]-piperazine,
- 2-[[[(2,3-Difluorophenyl)methyl]thio]-6-[[[(1R)-2-hydroxy-1-methylethyl]amino]-5-[(4-methyl-2-oxazolyl)thio]-4-pyrimidinol,
- 5 2-[[[(2,3-Difluorophenyl)methyl]thio]-6-[[[(1R)-2-hydroxy-1-methylethyl]amino]-5-[(1,2,4-oxadiazol-3-ylmethyl)thio]-4-pyrimidinol,
- 2-[[[(2,3-difluorobenzyl)thio]-4-[[[(1R)-1,2-dihydroxyethyl]amino]-6-hydroxypyrimidine-5-carboxamide,
- 2-[[[(2,3-difluorobenzyl)thio]-6-[[[(1R)-2-hydroxy-1-methylethyl]amino]-5-(5-methyl-1,2,4-oxadiazol-3-yl)pyrimidin-4-ol,
- 10 2-[[[(2,3-difluorobenzyl)thio]-6-[[[(1R)-2-hydroxy-1-methylethyl]amino]-5-(1,3-oxazol-5-yl)pyrimidin-4-ol,
- 2-[[[(2,3-difluorobenzyl)thio]-4-[[[(1R)-1,2-dihydroxyethyl]amino]-6-hydroxy-*N,N*-dimethylpyrimidine-5-carboxamide,
- 15 2-[[[(2,3-difluorobenzyl)thio]-5-fluoro-6-[[[(1R)-2-hydroxy-1-methylethyl]amino]-pyrimidin-4-ol,
- 2-[[[(3,4-difluorobenzyl)thio]-5-fluoro-6-[[[(1R)-2-hydroxy-1-methylethyl]amino]-pyrimidin-4-ol,
- 2-[[[(3-fluorobenzyl)thio]-5-fluoro-6-[[[(1R)-2-hydroxy-1-methylethyl]amino]pyrimidin-4-ol,
- 20 or
- 2-[[[(4-fluorobenzyl)thio]-5-fluoro-6-[[[(1R)-2-hydroxy-1-methylethyl]amino]pyrimidin-4-ol and pharmaceutically acceptable salts, solvates or *in vivo* hydrolysable esters thereof.

Each of the above mentioned compounds and the pharmaceutically acceptable salts, solvates or *in vivo* hydrolysable esters thereof, individually is a preferred aspect of the

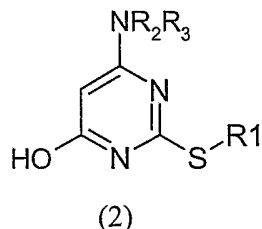
25 invention.

The present invention further provides four processes for the preparation of compounds of formula (1) as defined above which comprise:

-12-

**Process 1**

a) treating a compound of formula (2):



5

wherein  $R^1$ ,  $R^2$  and  $R^3$  are as defined in formula (1), with suitable electrophiles.

and optionally thereafter (i), (ii), (iii), (iv) or (v) in any order:

i) removing any protecting groups;

ii) converting the compound of formula (1) into a further compound of formula (1),

10 iii) forming a salt;

(iv) forming a prodrug,

v) forming an *in vivo* hydrolysable ester

Reaction of compounds of formula (2) wherein  $R^1$ ,  $R^2$  and  $R^3$  are as defined in formula (1), with suitable electrophiles include the following representative examples: fluorination

15 (Selectfluor™ in methanol) or chlorination, bromination or iodination (*N*-chlorosuccinimide, *N*-bromosuccinimide, *N*-iodosuccinimide, all in acetic acid), or chlorination (sulfuryl chloride) or bromination (bromine in *N,N*-dimethylformamide) or thiocyanation (by *in situ* reaction with bromine and potassium thiocyanate) or nitrosation (sodium nitrite in acetic acid) or nitration (nitronium tetrafluoroborate in sulfolane) or electrophilic substitution with

20 sulfenyl halides (alkyl-, aryl- or heteroarylthiols, bromine and pyridine in *N,N*-dimethylformamide). Further compounds of formula (1) can then be obtained by reduction of the nitro or nitroso compounds to the amine (zinc in acetic acid) and subsequent treatment with either sulfonyl chlorides or acid chlorides to yield compounds of formula (1) where X is alkyl-, aryl- or heteroarylsulfonamido- and alkyl-, aryl- or heteroarylamido- respectively.

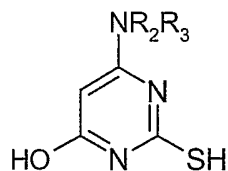
25 Further reactions of the brominated or iodinated compounds with aryl and heteroaryl boronic acids yield compounds of formula (1) where X is aryl or heteroaryl. Further reactions of the thiocyanated product with sodium borohydride and then alkyl halides yield compounds of formula (1) where X is -thioalkylaryl or -thioalkylheteroaryl.

Compounds of formula (2) wherein  $R^1$ ,  $R^2$  and  $R^3$  are as defined in formula (1), can be

30 prepared from compounds of formula (3) wherein  $R^2$  and  $R^3$  are as defined in formula (1) by

-13-

treatment with alkyl halides  $R^1A$ , where  $R^1$  is as defined in formula (1) and A is a halogen, in the presence a suitable base and solvent.



(3)

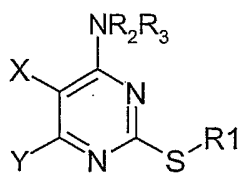
- 5 Examples of suitable bases include the alkali metal hydroxides such as Li, Na, or K, or metal carbonates such as Li, Na, K or Cs, or metal acetates such as Li, Na, K or Cs, or metal alkoxides such as Li, Na, K-*tert*-butoxide. Suitable solvents include *N,N*-dimethylamides, 1-methyl-2-pyrrolidinone, ethers such as tetrahydrofuran, 1,4-dioxane, glyme and diglyme and alcohols such as methanol, ethanol and *tert*-butanol. Preferably potassium hydroxide in *N,N*-  
10 dimethylformamide at ambient temperature is employed.

Compounds of formula (3) wherein  $R^2$  and  $R^3$  are as defined in formula (1) may be prepared by reaction of 6-amino-2-mercapto-4-pyrimidinol with amines  $HNR^2R^3$  where  $R^2$  and  $R^3$  are as defined in formula (1) in the presence of acetic acid at a temperature of 150 – 200°C.

## 15 Process 2

The present invention further provides a process for the preparation of a compound of formula (1) as defined above, where X is 1,3-oxazol-5-yl by;

b) treating a compound of formula (4):



20

(4)

wherein  $R^1$ ,  $R^2$  and  $R^3$  are as defined in formula (1), X is  $-CHO$  and Y is protected hydroxy by treatment with *p*-toluenesulfonylmethyl isocyanide and potassium hydroxide in refluxing methanol.

- 25 and optionally thereafter (i), (ii), (iii), (iv) or (v) in any order:

- i) removing any protecting groups;
- ii) converting the compound of formula (1) into a further compound of formula (1),
- iii) forming a salt;

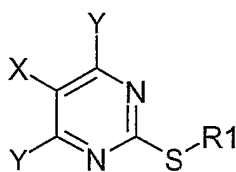
-14-

(iv) forming a prodrug,

v) forming an *in vivo* hydrolysable ester

Compounds of formula (4) wherein  $R^1$ ,  $R^2$  and  $R^3$  are as defined in formula (1), X is -CHO and Y is protected hydroxy can be prepared from compounds of formula (4) wherein  $R^1$ ,  $R^2$  and  $R^3$  are as defined in formula (1), X is -CHO and Y is halogen by treatment with allyl alcohol in the presence of aqueous sodium hydroxide solution.

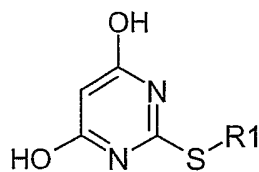
Compounds of formula (4) wherein  $R^1$ ,  $R^2$  and  $R^3$  are as defined in formula (1), X is -CHO and Y is halogen can be prepared from compounds of formula (5) wherein  $R^1$  is as defined in formula (1), X is -CHO and Y is halogen by treatment with amines  $R^2R^3NH$  in the presence a suitable base and solvent.



(5)

Examples of suitable bases include trialkylamines, such as triethylamine or *N,N*-diisopropylethylamine. Suitable solvents include *N,N*-dimethylamides, 1-methyl-2-pyrrolidone, and ethers such as tetrahydrofuran, 1,4-dioxane, glyme and diglyme. The temperature of the reaction can be performed between 0°C and 100°C. Preferably triethylamine in *N,N*-dimethylformamide at room temperature is used.

Compounds of formula (5) wherein  $R^1$  is as defined in formula (1), X is -CHO and Y is halogen;



20

(6)

may be prepared by reaction of compounds of formula (6) wherein  $R^1$  is as defined in formula (1) with a halogenating agent such as phosphorous oxychloride in the presence of *N,N*-dimethylformamide.

Compounds of formula (6) wherein  $R^1$  is as defined in formula (1) may be prepared by reaction of 4,6-dihydroxy-2-mercaptopyrimidine with alkylhalides  $R_1A$  where  $R_1$  is as defined in formula (1) and A is halogen in the presence of a suitable base and solvent. Examples of suitable bases include the alkali metal hydroxides such as Li, Na, or K, or metal carbonates

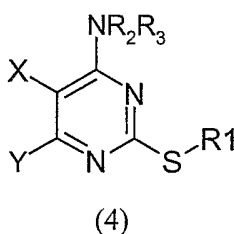
-15-

such as Li, Na, K or Cs, or metal acetates such as Li, Na, K or Cs, or metal alkoxides such as Li, Na, K-*tert*-butoxide. Suitable solvents include *N,N*-dimethylamides, 1-methyl-2-pyrrolidinone, ethers such as tetrahydrofuran, 1,4-dioxane, glyme and diglyme and alcohols such as methanol, ethanol and *tert*-butanol. Preferably potassium hydroxide in *N,N*-dimethylformamide at ambient temperature is employed.

### Process 3

The present invention further provides a process for the preparation of a compound of formula (1) as defined above, where X is CN by;

10 b) treating a compound of formula (4):



wherein  $R^1$ ,  $R^2$  and  $R^3$  are as defined in formula (1), X is CN and Y is halogen by treatment with potassium *tert*-butoxide in refluxing aqueous toluene.

and optionally thereafter (i), (ii), (iii), (iv) or (v) in any order:

i) removing any protecting groups,

ii) converting the compound of formula (1) into a further compound of formula (1), for example treatment of a compound of formula (1) as defined above, where X is CN with

20 hydroxylamine hydrochloride and sodium ethoxide and then acetic anhydride to provide a compound of formula (1) as defined above, where X is 5-methyl-1,2,4-oxadiazol-3-yl;

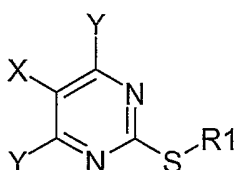
iii) forming a salt;

(iv) forming a prodrug,

v) forming an *in vivo* hydrolysable ester

25 Compounds of formula (4) wherein  $R^1$ ,  $R^2$  and  $R^3$  are as defined in formula (1), X is CN and Y is halogen can be prepared from compounds of formula (5) wherein  $R^1$  is as defined in formula (1), X is CN and Y is halogen by treatment with amines  $R^2R^3NH$  in the presence of a suitable base and solvent.

-16-



(5)

Examples of suitable bases include trialkylamines, such as triethylamine or *N,N*-diisopropylethylamine. Suitable solvents include *N,N*-dimethylamides, 1-methyl-2-pyrrolidone, and ethers such as tetrahydrofuran, 1,4-dioxane, glyme and diglyme. The temperature of the reaction can be performed between 0°C and 100°C. Preferably triethylamine in *N,N*-dimethylformamide at room temperature is used.

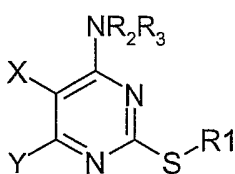
Compounds of formula (5) wherein R<sup>1</sup> is as defined in formula (1), X is CN and Y is halogen may be prepared by reaction of compounds of formula (5) wherein R<sup>1</sup> is as defined in formula (1) X is -CHO and Y is halogen with hydroxylamine to form an oxime and subsequent dehydration with a dehydrating agent such as thionyl chloride.

Compounds of formula (5) wherein R<sup>1</sup> is as defined in formula (1), X is -CHO and Y is halogen may be formed as described in Process (2).

#### 15 Process 4

The present invention further provides a process for the preparation of a compound of formula (1) as defined above, where X is -CONR<sup>5</sup>R<sup>6</sup> by;

c) treating a compound of formula (4):



(4)

wherein R<sup>1</sup>, R<sup>2</sup> and R<sup>3</sup> are as defined in formula (1), X is -CONR<sup>5</sup>R<sup>6</sup> and Y is halogen with a suitable base.

and optionally thereafter (i), (ii), (iii), (iv) or (v) in any order:

- 25 i) removing any protecting groups;
- ii) converting the compound of formula (1) into a further compound of formula (1),
- iii) forming a salt;
- (iv) forming a prodrug,

-17-

v) forming an *in vivo* hydrolysable ester

Examples of suitable bases include the alkali metal hydroxides such as Li, Na, or K, or metal carbonates such as Li, Na, K or Cs, or metal acetates such as Li, Na, K or Cs, or metal alkoxides such as Li, Na, K-*tert*-butoxide. Suitable solvents include *N,N*-dimethylamides, 1-  
 5 methyl-2-pyrrolidinone, toluene, ethers such as tetrahydrofuran, 1,4-dioxane, glyme and diglyme and alcohols such as methanol, ethanol and *tert*-butanol. Preferably potassium *tert*-butoxide in aqueous toluene at 110°C is used.

Compounds of formula (4) as defined above, where X is  $-\text{CONR}^5\text{R}^6$  and Y is halogen can be formed by treating a compound of formula (6):



wherein  $\text{R}^2$  and  $\text{R}^3$  are as defined in formula (1), X is  $-\text{CONR}^5\text{R}^6$  and Y is halogen with a thiol  $\text{R}^1\text{SH}$ , wherein  $\text{R}^1$  is as defined in formula (1), in the presence of a suitable base.

15 Examples of suitable bases include the trialkylamines, such as triethylamine or *N,N*-diisopropylethylamine, alkali metal hydroxides such as Li, Na, or K, or metal carbonates such as Li, Na, K or Cs, or metal acetates such as Li, Na, K or Cs, or metal alkoxides such as Li, Na, K-*tert*-butoxide. Suitable solvents include *N,N*-dimethylamides, 1-methyl-2-pyrrolidinone, ethers such as tetrahydrofuran, 1,4-dioxane, glyme and diglyme and alcohols  
 20 such as methanol, ethanol and *tert*-butanol. Preferably triethylamine in methanol at ambient temperature is used.

Compounds of formula (6) wherein  $\text{R}^2$  and  $\text{R}^3$  are as defined in formula (1), X is  $-\text{CONR}^5\text{R}^6$  and Y is halogen can be prepared from compounds of formula (7);



wherein X is  $-\text{CONR}^5\text{R}^6$  and Y is halogen by reacting with amines  $\text{HNR}^2\text{R}^3$  in the presence a suitable base and solvent.

-18-

Examples of suitable bases include the trialkylamines, such as triethylamine or *N,N*-diisopropylethylamine, alkali metal hydroxides such as Li, Na, or K, or metal carbonates such as Li, Na, K or Cs, or metal acetates such as Li, Na, K or Cs, or metal alkoxides such as Li, Na, K-*tert*-butoxide. Suitable solvents include *N,N*-dimethylamides, 1-methyl-2-  
5 pyrolidinone, ethers such as tetrahydrofuran, 1,4-dioxane, glyme and diglyme and alcohols such as methanol, ethanol and *tert*-butanol. Preferably triethylamine in *N,N*-dimethylformamide at  $-5^{\circ}\text{C}$  is used.

Compounds of formula (7) wherein X is  $-\text{CONR}^5\text{R}^6$  and Y is halogen can be prepared from compounds of formula (7) wherein X is  $-\text{COCl}$  and Y is halogen by reacting  
10 with amines  $\text{HNR}^5\text{R}^6$  in the presence a suitable base and solvent.

Examples of suitable bases include the trialkylamines, such as triethylamine or *N,N*-diisopropylethylamine. Suitable solvents include *N,N*-dimethylamides, 1-methyl-2-pyrolidinone, dichloromethane, ethers such as tetrahydrofuran, 1,4-dioxane, glyme and diglyme. Preferably sodium bicarbonate in dichloromethane at ambient temperature is used.  
15 Compounds of formula (7) wherein X is  $-\text{COCl}$  and Y is halogen can be prepared from compounds of formula (7) wherein X is  $-\text{CHO}$  and Y is halogen by treatment with aza-*bis*-isobutyronitrile and sulfuryl chloride in dichloroethane at  $50\text{-}80^{\circ}\text{C}$ .

Compounds of formula (7) wherein X is  $-\text{CHO}$  and Y is halogen may be prepared by reaction of 2,4,6-trihydroxypyrimidine with a halogenating agent such as phosphorous  
20 oxychloride in the presence of *N,N*-dimethylformamide.

It will be appreciated by those skilled in the art that in the process described above the functional groups of intermediates and starting compounds may need to be protected by protecting groups as described hereinbefore.

Compounds of formulae (2), (3), (4), (5), (6) and (7) are either commercially  
25 available, are well known in the literature or may be easily prepared using known techniques.

A compound of formula (1) may be prepared from another compound of formula (1) by chemical modification. Examples of chemical modifications include standard alkylation, arylation, heteroarylation, acylation, sulphonylation, phosphorylation, aromatic halogenation and coupling reactions. These reactions may be used to add new substituents or to modify  
30 existing substituents. Alternatively, existing substituents in compounds of formula 1 may be modified by, for example, oxidation, reduction, elimination, hydrolysis or other cleavage reactions to yield other compounds of formula (1).

-19-

The compounds of formula (1) above may be converted to a pharmaceutically acceptable salt, solvate or *in vivo* hydrolysable ester thereof, as discussed above. The salt is preferably a basic addition salt.

The compounds of formula (1) have activity as pharmaceuticals, in particular as modulators of chemokine receptor (especially CXCR2) activity, and may be used in the treatment (therapeutic or prophylactic) of conditions/diseases in human and non-human animals which are exacerbated or caused by excessive or unregulated production of chemokines. Examples of such conditions/diseases include:

- 10 (1) **(the respiratory tract)** obstructive airways diseases including chronic obstructive pulmonary disease (COPD); asthma, such as bronchial, allergic, intrinsic, extrinsic and dust asthma, particularly chronic or inveterate asthma (e.g. late asthma and airways hyper-responsiveness); bronchitis; acute, allergic, atrophic rhinitis and chronic rhinitis including rhinitis caseosa, hypertrophic rhinitis, rhinitis purulenta, rhinitis sicca and rhinitis medicamentosa; membranous  
15 rhinitis including croupous, fibrinous and pseudomembranous rhinitis and scrofulous rhinitis; seasonal rhinitis including rhinitis nervosa (hay fever) and vasomotor rhinitis; sarcoidosis, farmer's lung and related diseases, fibroid lung and idiopathic interstitial pneumonia;
- 20 (2) **(bone and joints)** rheumatoid arthritis, seronegative spondyloarthropathies (including ankylosing spondylitis, psoriatic arthritis and Reiter's disease), Behchet's disease, Sjogren's syndrome and systemic sclerosis;
- 25 (3) **(skin)** psoriasis, atopic dermatitis, contact dermatitis and other eczematous dermitides, seborrhoetic dermatitis, Lichen planus, Pemphigus, bullous Pemphigus, Epidermolysis bullosa, urticaria, angiodermas, vasculitides, erythemas, cutaneous eosinophilias, uveitis, Alopecia areata and vernal conjunctivitis;
- 30 (4) **(gastrointestinal tract)** Coeliac disease, proctitis, eosinophilic gastro-enteritis, mastocytosis, Crohn's disease, ulcerative colitis, indeterminate colitis, microscopic colitis, inflammatory bowel disease, irritable bowel syndrome, non-

-20-

inflammatory diarrhea, endometriosis, food-related allergies which have effects remote from the gut, e.g., migraine, rhinitis and eczema;

- 5 (5) **(central and peripheral nervous system)** Neurodegenerative diseases and dementia disorders, e.g. Alzheimer's disease, amyotrophic lateral sclerosis and other motor neuron diseases, Creutzfeldt-Jacob's disease and other prion diseases, HIV encephalopathy (AIDS dementia complex), Huntington's disease, frontotemporal dementia, Lewy body dementia and vascular dementia; polyneuropathies, e.g. Guillain-Barré syndrome, chronic inflammatory demyelinating polyradiculoneuropathy, multifocal motor neuropathy, 10 plexopathies; CNS demyelination, e.g. multiple sclerosis, acute disseminated/haemorrhagic encephalomyelitis, and subacute sclerosing panencephalitis; neuromuscular disorders, e.g. myasthenia gravis and Lambert-Eaton syndrome; spinal disorders, e.g. tropical spastic paraparesis, and stiff-man syndrome; paraneoplastic syndromes, e.g. cerebellar degeneration and 15 encephalomyelitis; CNS trauma; migraine; and stroke.
- (6) **(other tissues and systemic disease)** atherosclerosis, Acquired Immunodeficiency Syndrome (AIDS), lupus erythematosus, systemic lupus, 20 erythematosus, Hashimoto's thyroiditis, type I diabetes, nephrotic syndrome, eosinophilia fasciitis, hyper IgE syndrome, lepromatous leprosy, and idiopathic thrombocytopenia purpura; post-operative adhesions, and sepsis.
- 25 (7) **(allograft rejection)** acute and chronic following, for example, transplantation of kidney, heart, liver, lung, bone marrow, skin and cornea; and chronic graft versus host disease;
- 30 (8) Cancers, especially non-small cell lung cancer (NSCLC), malignant melanoma, prostate cancer and squamous sarcoma, and tumour metastasis, non melanoma skin cancer and chemoprevention metastases;
- (9) Diseases in which angiogenesis is associated with raised CXCR2 chemokine levels (e.g. NSCLC, diabetic retinopathy);

-21-

(10) Cystic fibrosis;

(11) Burn wounds & chronic skin ulcers;

5 (12) Reproductive Diseases (e.g. Disorders of ovulation, menstruation and implantation, Pre-term labour, Endometriosis);

(13) Re-perfusion injury in the heart, brain, peripheral limbs and other organs, inhibition of atherosclerosis.

10

Thus, the present invention provides a compound of formula (1), or a pharmaceutically-acceptable salt, solvate or an *in vivo* hydrolysable ester thereof, as hereinbefore defined for use in therapy.

Preferably the compounds of the invention are used to treat diseases in which the  
15 chemokine receptor belongs to the CXC chemokine receptor subfamily, more preferably the target chemokine receptor is the CXCR2 receptor.

Particular conditions which can be treated with the compounds of the invention are cancer, diseases in which angiogenesis is associated with raised CXCR2 chemokine levels, and inflammatory diseases such as asthma, allergic rhinitis, COPD, rheumatoid arthritis,  
20 psoriasis, inflammatory bowel diseases, osteoarthritis or osteoporosis.

As a further aspect of the present invention, certain compounds of formula (1) may have utility as antagonists of the CX3CR1 receptor. Such compounds are expected to be particularly useful in the treatment of disorders within the central and peripheral nervous system and other conditions characterized by an activation of microglia and/or infiltration of  
25 leukocytes (e.g. stroke/ischemia and head trauma).

In a further aspect, the present invention provides a compound of formula (1), or a pharmaceutically acceptable salt, solvate or *in vivo* hydrolysable ester thereof, as hereinbefore defined for use as a medicament.

In a still further aspect, the present invention provides the use of a compound of  
30 formula (1), or a pharmaceutically acceptable salt, solvate or *in vivo* hydrolysable ester thereof, as hereinbefore defined for use as a medicament for the treatment of human diseases or conditions in which modulation of chemokine receptor activity is beneficial.

-22-

In a still further aspect, the present invention provides the use of a compound of formula (1), or a pharmaceutically acceptable salt, solvate or *in vivo* hydrolysable ester thereof, as hereinbefore defined for use as a medicament for the treatment of asthma, allergic rhinitis, cancer, COPD, rheumatoid arthritis, psoriasis, inflammatory bowel diseases,  
5 osteoarthritis or osteoporosis.

In a further aspect, the present invention provides the use of a compound of formula (1), or a pharmaceutically acceptable salt, solvate or *in vivo* hydrolysable ester thereof, as hereinbefore defined in the manufacture of a medicament for use in therapy.

In a still further aspect, the present invention provides the use of a compound of  
10 formula (1), or a pharmaceutically acceptable salt, solvate or *in vivo* hydrolysable ester thereof, as hereinbefore defined in the manufacture of a medicament for the treatment of human diseases or conditions in which modulation of chemokine receptor activity is beneficial.

In a still further aspect, the present invention provides the use of a compound of  
15 formula (1), or a pharmaceutically acceptable salt, solvate or *in vivo* hydrolysable ester thereof, as hereinbefore defined in the manufacture of a medicament for the treatment of asthma, allergic rhinitis, cancer, COPD, rheumatoid arthritis, psoriasis, inflammatory bowel diseases, osteoarthritis or osteoporosis.

In the context of the present specification, the term "therapy" also includes  
20 "prophylaxis" unless there are specific indications to the contrary. The terms "therapeutic" and "therapeutically" should be construed accordingly.

The invention still further provides a method of treating a chemokine mediated disease wherein the chemokine binds to a chemokine (especially CXCR2) receptor, which comprises administering to a patient a therapeutically effective amount of a compound of formula , or a  
25 pharmaceutically acceptable salt, solvate or *in vivo* hydrolysable ester, as hereinbefore defined.

The invention also provides a method of treating an inflammatory disease, especially asthma, allergic rhinitis, COPD, rheumatoid arthritis, psoriasis, inflammatory bowel diseases, osteoarthritis or osteoporosis, in a patient suffering from, or at risk of, said disease, which  
30 comprises administering to the patient a therapeutically effective amount of a compound of formula (1), or a pharmaceutically acceptable salt, solvate or *in vivo* hydrolysable ester thereof, as hereinbefore defined.

-23-

For the above-mentioned therapeutic uses the dosage administered will, of course, vary with the compound employed, the mode of administration, the treatment desired and the disorder indicated.

The compounds of formula (1) and pharmaceutically acceptable salts, solvates or *in vivo* hydrolysable esters thereof may be used on their own but will generally be administered in the form of a pharmaceutical composition in which formula (1) compound/salt/solvate/ester (active ingredient) is in association with a pharmaceutically acceptable adjuvant, diluent or carrier. Depending on the mode of administration, the pharmaceutical composition will preferably comprise from 0.05 to 99 %w (per cent by weight), more preferably from 0.05 to 80 %w, still more preferably from 0.10 to 70 %w, and even more preferably from 0.10 to 50 %w, of active ingredient, all percentages by weight being based on total composition.

The present invention also provides a pharmaceutical composition comprising a compound of formula (1), or a pharmaceutically acceptable salt, solvate or *in vivo* hydrolysable ester thereof, as hereinbefore defined, in association with a pharmaceutically acceptable adjuvant, diluent or carrier.

The invention further provides a process for the preparation of a pharmaceutical composition of the invention which comprises mixing a compound of formula (1), or a pharmaceutically acceptable salt, solvate or *in vivo* hydrolysable ester thereof, as hereinbefore defined, with a pharmaceutically acceptable adjuvant, diluent or carrier.

The pharmaceutical compositions may be administered topically (e.g. to the lung and/or airways or to the skin) in the form of solutions, suspensions, heptafluoroalkane aerosols and dry powder formulations; or systemically, e.g. by oral administration in the form of tablets, capsules, syrups, powders or granules, or by parenteral administration in the form of solutions or suspensions, or by subcutaneous administration or by rectal administration in the form of suppositories or transdermally. Preferably the compounds of the invention are administered orally.

In addition to their use as therapeutic medicines, the compounds of formula (1) and their pharmaceutically acceptable salts, solvate or *in vivo* hydrolysable esters are also useful as pharmacological tools in the development and standardisation of *in vitro* and *in vivo* test systems for the evaluation of the effect of chemokine modulation activity in laboratory animals such as cats, dogs, rabbits, monkeys, rats and mice, as part of the search for new therapeutic agents.

-24-

The invention further relates to combination therapies wherein a compound of formula (1) or a pharmaceutically acceptable salt, solvate or *in vivo* hydrolysable ester thereof, or a pharmaceutical composition or formulation comprising a compound of formula (1) is administered concurrently or sequentially with therapy and/or an agent for the treatment of any one of asthma, allergic rhinitis, cancer, COPD, rheumatoid arthritis, psoriasis, inflammatory bowel disease, irritable bowel syndrome, osteoarthritis or osteoporosis.

In particular, for the treatment of the inflammatory diseases rheumatoid arthritis, psoriasis, inflammatory bowel disease, irritable bowel syndrome, COPD, asthma and allergic rhinitis the compounds of the invention may be combined with agents such as TNF- $\alpha$  inhibitors such as anti-TNF monoclonal antibodies (such as Remicade, CDP-870 and D.sub2.E.sub7.) and TNF receptor immunoglobulin molecules (such as Enbrel.reg.), non-selective COX-1 / COX-2 inhibitors (such as piroxicam, diclofenac, propionic acids such as naproxen, flubiprofen, fenoprofen, ketoprofen and ibuprofen, fenamates such as mefenamic acid, indomethacin, sulindac, apazone, pyrazolones such as phenylbutazone, salicylates such as aspirin), COX-2 inhibitors (such as meloxicam, celecoxib, rofecoxib, valdecoxib and etoricoxib) low dose methotrexate, lefunomide; ciclesonide; hydroxychloroquine, d-penicillamine, auranofin or parenteral or oral gold. For inflammatory bowel disease and irritable bowel disorder further convenient agents include sulphasalazine and 5-ASAs, topical and systemic steroids, immunomodulators and immunosuppressants, antibiotics, probiotics and anti-integrins.

The present invention still further relates to the combination of a compound of the invention together with a leukotriene biosynthesis inhibitor, 5-lipoxygenase (5-LO) inhibitor or 5-lipoxygenase activating protein (FLAP) antagonist such as zileuton; ABT-761; fenleuton; tepoxalin; Abbott-79175; Abbott-85761; N-(5-substituted)-thiophene-2-alkylsulfonamides; 2,6-di-tert-butylphenol hydrazones; methoxytetrahydropyrans such as Zeneca ZD-2138; the compound SB-210661; pyridinyl-substituted 2-cyanonaphthalene compounds such as L-739,010; 2-cyanoquinoline compounds such as L-746,530; indole and quinoline compounds such as MK-591, MK-886, and BAY x 1005.

The present invention still further relates to the combination of a compound of the invention together with a receptor antagonist for leukotrienes LTB.sub4., LTC.sub4., LTD.sub4., and LTE.sub4. selected from the group consisting of the phenothiazin-3-ones such as L-651,392; amidino compounds such as CGS-25019c; benzoxalamines such as ontazolast; benzenecarboximidamides such as BIIL 284/260; and compounds such as

-25-

zafirlukast, ablukast, montelukast, pranlukast, verlukast (MK-679), RG-12525, Ro-245913, iralukast (CGP 45715A), and BAY x 7195.

The present invention still further relates to the combination of a compound of the invention together with a PDE4 inhibitor including inhibitors of the isoform PDE4D.

5 The present invention still further relates to the combination of a compound of the invention together with a antihistaminic H.sub1. receptor antagonists such as cetirizine, loratadine, desloratadine, fexofenadine, astemizole, azelastine, and chlorpheniramine.

The present invention still further relates to the combination of a compound of the invention together with a gastroprotective H.sub2. receptor antagonist.

10 The present invention still further relates to the combination of a compound of the invention together with an  $\alpha$ .sub1.- and  $\alpha$ .sub2.-adrenoceptor agonist vasoconstrictor sympathomimetic agent, such as propylhexedrine, phenylephrine, phenylpropanolamine, pseudoephedrine, naphazoline hydrochloride, oxymetazoline hydrochloride, tetrahydrozoline hydrochloride, xylometazoline hydrochloride, and ethylnorepinephrine hydrochloride.

15 The present invention still further relates to the combination of a compound of the invention together with anticholinergic agents such as ipratropium bromide; tiotropium bromide; oxitropium bromide; pirenzepine; and telenzepine.

The present invention still further relates to the combination of a compound of the invention together with a  $\beta$ .sub1.- to  $\beta$ .sub4.-adrenoceptor agonists such as metaproterenol, 20 isoproterenol, isoprenaline, albuterol, salbutamol, formoterol, salmeterol, terbutaline, orciprenaline, bitolterol mesylate, and pirbuterol; or methylxanthanines including theophylline and aminophylline; sodium cromoglycate; or muscarinic receptor (M1, M2, and M3) antagonist.

The present invention still further relates to the combination of a compound of the 25 invention together with an insulin-like growth factor type I (IGF-1) mimetic.

The present invention still further relates to the combination of a compound of the invention together with an inhaled glucocorticoid with reduced systemic side effects, such as prednisone, prednisolone, flunisolide, triamcinolone acetonide, beclomethasone dipropionate, budesonide, fluticasone propionate, and mometasone furoate.

30 The present invention still further relates to the combination of a compound of the invention together with an inhibitor of matrix metalloproteases (MMPs), i.e., the stromelysins, the collagenases, and the gelatinases, as well as aggrecanase; especially collagenase-1 (MMP-

-26-

1), collagenase-2 (MMP-8), collagenase-3 (MMP-13), stromelysin-1 (MMP-3), stromelysin-2 (MMP-10), and stromelysin-3 (MMP-11) and MMP-12.

The present invention still further relates to the combination of a compound of the invention together with other modulators of chemokine receptor function such as CCR1, 5 CCR2, CCR2A, CCR2B, CCR3, CCR4, CCR5, CCR6, CCR7, CCR8, CCR9, CCR10 and CCR11 (for the C-C family); CXCR1, CXCR3, CXCR4 and CXCR5 (for the C-X-C family) and CX<sub>3</sub>CR1 for the C-X<sub>3</sub>-C family.

The present invention still further relates to the combination of a compound of the invention together with antiviral agents such as Viracept, AZT, aciclovir and famciclovir, and 10 antisepsis compounds such as Valant.

The present invention still further relates to the combination of a compound of the invention together with cardiovascular agents such as calcium channel blockers, lipid lowering agents such as statins, fibrates, beta-blockers, Ace inhibitors, Angiotensin-2 receptor antagonists and platelet aggregation inhibitors.

15 The present invention still further relates to the combination of a compound of the invention together with CNS agents such as antidepressants (such as sertraline), anti-Parkinsonian drugs (such as deprenyl, L-dopa, Requip, Mirapex, MAOB inhibitors such as selegine and rasagiline, comP inhibitors such as Tasmar, A-2 inhibitors, dopamine reuptake inhibitors, NMDA antagonists, Nicotine agonists, Dopamine agonists and inhibitors of 20 neuronal nitric oxide synthase), and anti-Alzheimer's drugs such as donepezil, tacrine, COX-2 inhibitors, propentofylline or metryfonate.

The present invention still further relates to the combination of a compound of the invention together with (i) tryptase inhibitors; (ii) platelet activating factor (PAF) antagonists; (iii) interleukin converting enzyme (ICE) inhibitors; (iv) IMPDH inhibitors; (v) adhesion 25 molecule inhibitors including VLA-4 antagonists; (vi) cathepsins; (vii) MAP kinase inhibitors; (viii) glucose-6 phosphate dehydrogenase inhibitors; (ix) kinin-B.sub1. - and B.sub2. -receptor antagonists; (x) anti-gout agents, e.g., colchicine; (xi) xanthine oxidase inhibitors, e.g., allopurinol; (xii) uricosuric agents, e.g., probenecid, sulfinpyrazone, and benzbromarone; (xiii) growth hormone secretagogues; (xiv) transforming growth factor 30 (TGF $\beta$ ); (xv) platelet-derived growth factor (PDGF); (xvi) fibroblast growth factor, e.g., basic fibroblast growth factor (bFGF); (xvii) granulocyte macrophage colony stimulating factor (GM-CSF); (xviii) capsaicin cream; (xix) Tachykinin NK.sub1. and NK.sub3. receptor antagonists selected from the group consisting of NKP-608C; SB-233412 (talnetant); and D-

-27-

4418; (xx) elastase inhibitors selected from the group consisting of UT-77 and ZD-0892; (xxi) TNF $\delta$  converting enzyme inhibitors (TACE); (xxii) induced nitric oxide synthase inhibitors (iNOS) or (xxiii) chemoattractant receptor-homologous molecule expressed on TH2 cells, (CRTH2 antagonists).

5           The compounds of the present invention may also be used in combination with osteoporosis agents such as roloxifene, droloxifene, lasofoxifene or fosomax and immunosuppressant agents such as FK-506, rapamycin, cyclosporine, azathioprine, and methotrexate;.

          The compounds of the invention may also be used in combination with existing  
10 therapeutic agents for the treatment of osteoarthritis. Suitable agents to be used in combination include standard non-steroidal anti-inflammatory agents (hereinafter NSAID's) such as piroxicam, diclofenac, propionic acids such as naproxen, flubiprofen, fenoprofen, ketoprofen and ibuprofen, fenamates such as mefenamic acid, indomethacin, sulindac, apazone, pyrazolones such as phenylbutazone, salicylates such as aspirin, COX-2 inhibitors  
15 such as celecoxib, valdecoxib, rofecoxib and etoricoxib, analgesics and intraarticular therapies such as corticosteroids and hyaluronic acids such as hyalgan and synvisc and P2X7 receptor antagonists.

          The compounds of the invention can also be used in combination with existing therapeutic agents for the treatment of cancer. Suitable agents to be used in combination  
20 include:

(i) antiproliferative/antineoplastic drugs and combinations thereof, as used in medical oncology, such as alkylating agents (for example cis-platin, carboplatin, cyclophosphamide, nitrogen mustard, melphalan, chlorambucil, busulphan and nitrosoureas); antimetabolites (for example antifolates such as fluoropyrimidines like 5-fluorouracil and tegafur, raltitrexed,  
25 methotrexate, cytosine arabinoside, hydroxyurea, gemcitabine and paclitaxel (Taxol®); antitumour antibiotics (for example anthracyclines like adriamycin, bleomycin, doxorubicin, daunomycin, epirubicin, idarubicin, mitomycin-C, dactinomycin and mithramycin); antimitotic agents (for example vinca alkaloids like vincristine, vinblastine, vindesine and vinorelbine and taxoids like taxol and taxotere); and topoisomerase inhibitors (for example  
30 epipodophyllotoxins like etoposide and teniposide, amsacrine, topotecan and camptothecin);  
(ii) cytostatic agents such as antioestrogens (for example tamoxifen, toremifene, raloxifene, droloxifene and idoxyfene), oestrogen receptor down regulators (for example fulvestrant), antiandrogens (for example bicalutamide, flutamide, nilutamide and cyproterone acetate),

-28-

LHRH antagonists or LHRH agonists (for example goserelin, leuprorelin and buserelin), progestogens (for example megestrol acetate), aromatase inhibitors (for example as anastrozole, letrozole, vorazole and exemestane) and inhibitors of 5 $\alpha$ -reductase such as finasteride;

- 5 (iii) Agents which inhibit cancer cell invasion (for example metalloproteinase inhibitors like marimastat and inhibitors of urokinase plasminogen activator receptor function);  
(iv) inhibitors of growth factor function, for example such inhibitors include growth factor antibodies, growth factor receptor antibodies (for example the anti-erbb2 antibody trastuzumab [Herceptin<sup>TM</sup>] and the anti-erbb1 antibody cetuximab [C225]), farnesyl  
10 transferase inhibitors, tyrosine kinase inhibitors and serine/threonine kinase inhibitors, for example inhibitors of the epidermal growth factor family (for example EGFR family tyrosine kinase inhibitors such as N-(3-chloro-4-fluorophenyl)-7-methoxy-6-(3-morpholinopropoxy)quinazolin-4-amine (gefitinib, AZD1839), N-(3-ethynylphenyl)-6,7-bis(2-methoxyethoxy)quinazolin-4-amine (erlotinib, OSI-774) and 6-acrylamido-N-(3-chloro-  
15 4-fluorophenyl)-7-(3-morpholinopropoxy)quinazolin-4-amine (CI 1033)), for example inhibitors of the platelet-derived growth factor family and for example inhibitors of the hepatocyte growth factor family;  
(v) antiangiogenic agents such as those which inhibit the effects of vascular endothelial growth factor, (for example the anti-vascular endothelial cell growth factor antibody  
20 bevacizumab [Avastin<sup>TM</sup>], compounds such as those disclosed in International Patent Applications WO 97/22596, WO 97/30035, WO 97/32856 and WO 98/13354) and compounds that work by other mechanisms (for example linomide, inhibitors of integrin  $\alpha v \beta 3$  function and angiostatin);  
(vi) vascular damaging agents such as Combretastatin A4 and compounds disclosed in  
25 International Patent Applications WO 99/02166, WO00/40529, WO 00/41669, WO01/92224, WO02/04434 and WO02/08213;  
(vii) antisense therapies, for example those which are directed to the targets listed above, such as ISIS 2503, an anti-ras antisense;  
(viii) gene therapy approaches, including for example approaches to replace aberrant genes  
30 such as aberrant p53 or aberrant BRCA1 or BRCA2, GDEPT (gene-directed enzyme pro-drug therapy) approaches such as those using cytosine deaminase, thymidine kinase or a bacterial nitroreductase enzyme and approaches to increase patient tolerance to chemotherapy or radiotherapy such as multi-drug resistance gene therapy; and

-29-

(ix) immunotherapy approaches, including for example ex-vivo and in-vivo approaches to increase the immunogenicity of patient tumour cells, such as transfection with cytokines such as interleukin 2, interleukin 4 or granulocyte-macrophage colony stimulating factor, approaches to decrease T-cell anergy, approaches using transfected immune cells such as  
5 cytokine-transfected dendritic cells, approaches using cytokine-transfected tumour cell lines and approaches using anti-idiotypic antibodies.

### Pharmacological Data

#### 10 Ligand Binding Assay

[<sup>125</sup>I]IL-8 (human, recombinant) was purchased from Amersham, U.K. with a specific activity of 2,000Ci/mmol. All other chemicals were of analytical grade. High levels of hrCXCR2 were expressed in HEK 293 cells (human embryo kidney 293 cells ECACC No. 85120602) (Lee *et al.* (1992) *J. Biol. Chem.* **267** pp16283-16291). hrCXCR2 cDNA was amplified and  
15 cloned from human neutrophil mRNA. The DNA was cloned into PCRScript (Stratagene) and clones were identified using DNA. The coding sequence was sub-cloned into the eukaryotic expression vector R<sub>c</sub>CMV (Invitrogen). Plasmid DNA was prepared using Quiagen Megaprep 2500 and transfected into HEK 293 cells using Lipofectamine reagent (Gibco BRL). Cells of the highest expressing clone were harvested in phosphate-buffered saline containing  
20 0.2%(w/v) ethylenediaminetetraacetic acid (EDTA) and centrifuged (200g, 5min.). The cell pellet was resuspended in ice cold homogenisation buffer [10mM HEPES (pH 7.4), 1mM dithiothreitol, 1mM EDTA and a panel of protease inhibitors (1mM phenyl methyl sulphonyl fluoride, 2µg/ml soybean trypsin inhibitor, 3mM benzamidine, 0.5µg/ml leupeptin and 100µg/ml bacitracin)] and the cells left to swell for 10 minutes. The cell preparation was  
25 disrupted using a hand held glass mortar/PTFE pestle homogeniser and cell membranes harvested by centrifugation (45 minutes, 100,000g, 4°C). The membrane preparation was stored at -70°C in homogenisation buffer supplemented with Tyrode's salt solution (137mM NaCl, 2.7mM KCl, 0.4mM NaH<sub>2</sub>PO<sub>4</sub>), 0.1%(w/v) gelatin and 10%(v/v) glycerol.

All assays were performed in a 96-well MultiScreen 0.45µm filtration plates  
30 (Millipore, U.K.). Each assay contained ~50pM [<sup>125</sup>I]IL-8 and membranes (equivalent to ~200,000 cells) in assay buffer [Tyrode's salt solution supplemented with 10mM HEPES (pH 7.4), 1.8mM CaCl<sub>2</sub>, 1mM MgCl<sub>2</sub>, 0.125mg/ml bacitracin and 0.1%(w/v) gelatin]. In addition, a compound of formula (I) according to the Examples was pre-dissolved in DMSO and added

-30-

to reach a final concentration of 1%(v/v) DMSO. The assay was initiated with the addition of membranes and after 1.5 hours at room temperature the membranes were harvested by filtration using a Millipore MultiScreen vacuum manifold and washed twice with assay buffer (without bacitracin). The backing plate was removed from the MultiScreen plate assembly, 5 the filters dried at room temperature, punched out and then counted on a Cobra  $\gamma$ -counter.

The compounds of formula (I) according to the Examples 1 – 34 were found to have pIC<sub>50</sub> values of greater than (>) 5.5. For example, Examples 3, 26 and 33 were found to have pIC<sub>50</sub> values of 6.10, 7.00 and 7.50 respectively.

#### 10 Intracellular Calcium Mobilisation Assay

Human neutrophils were prepared from EDTA-treated peripheral blood, as previously described (Baly *et al.* (1997) *Methods in Enzymology* 287 pp70-72), in storage buffer [Tyrode's salt solution (137mM NaCl, 2.7mM KCl, 0.4mM NaH<sub>2</sub>PO<sub>4</sub>) supplemented with 5.7mM glucose and 10mM HEPES (pH 7.4)].

15

The chemokine GRO $\delta$  (human, recombinant) was purchased from R&D Systems (Abingdon, U.K.). All other chemicals were of analytical grade. Changes in intracellular free calcium were measured fluorometrically by loading neutrophils with the calcium sensitive fluorescent dye, fluo-3, as described previously (Merritt *et al.* (1990) *Biochem. J.* 269, pp513-20 519). Cells were loaded for 1 hour at 37°C in loading buffer (storage buffer with 0.1%(w/v) gelatin) containing 5 $\mu$ M fluo-3 AM ester, washed with loading buffer and then resuspended in Tyrode's salt solution supplemented with 5.7mM glucose, 0.1%(w/v) bovine serum albumin (BSA), 1.8mM CaCl<sub>2</sub> and 1mM MgCl<sub>2</sub>. The cells were pipetted into black walled, clear bottom, 96 well micro plates (Costar, Boston, U.S.A.) and centrifuged (200g, 5 minutes, room 25 temperature).

A compound of formula (I) according to the Examples was pre-dissolved in DMSO and added to a final concentration of 0.1%(v/v) DMSO. Assays were initiated by the addition of an A<sub>50</sub> concentration of GRO $\delta$  and the transient increase in fluo-3 fluorescence ( $\delta_{Ex}$  =490nm and  $\delta_{Em}$  = 520nm) monitored using a FLIPR (Fluorometric Imaging Plate Reader, 30 Molecular Devices, Sunnyvale, U.S.A.).

The compounds of formula (I) according to the Examples were tested and found to be antagonists of the CXCR2 receptor in human neutrophils.

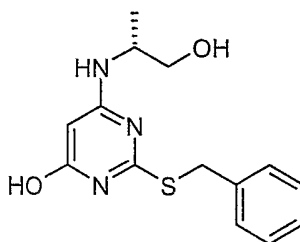
-31-

The invention will now be illustrated by the following non-limiting examples in which, unless stated otherwise:

- (i) when given Nuclear Magnetic Resonance (NMR) spectra were measured on a Varian Unity Inova 300 or 400 MHz spectrometer. <sup>1</sup>H NMR data is quoted in the form of delta values for major diagnostic protons, given in parts per million (ppm) relative to tetramethylsilane (TMS) as an internal standard;
- (ii) Mass Spectrometry (MS) spectra were measured on a Finnigan Mat SSQ7000 or Micromass Platform spectrometer.
- (iii) the title and sub-titled compounds of the examples and methods were named using the ACD/Name program (version 4.55) from Advanced Chemical Development Inc, Canada;
- (iv) Normal phase column chromatography and normal phase HPLC was conducted using a silica column. Reverse Phase High pressure liquid chromatography (HPLC) purification was performed using either a Waters Micromass LCZ with a Waters 600 pump controller, Waters 2487 detector and Gilson FC024 fraction collector or a Waters Delta Prep 4000 or a Gilson Auto Purification System, using a Symmetry, NovaPak or Ex-Terra reverse phase silica column.
- (v) The following abbreviations are used:
- |                   |                               |
|-------------------|-------------------------------|
| AcOH              | acetic acid                   |
| DCM               | dichloromethane               |
| DMF               | <i>N,N</i> -dimethylformamide |
| EtOAc             | ethyl acetate                 |
| MgSO <sub>4</sub> | magnesium sulfate             |
| THF               | tetrahydrofuran               |
| H <sub>2</sub> O  | water                         |

### Example 1

#### **2-(Benzylthio)-6-[(1R)-2-hydroxy-1-methylethyl]amino}-4-pyrimidinol**



-32-

1M aqueous sodium hydroxide (6ml) followed by benzyl bromide (0.71ml) was added to a solution of the product of Example 1 step i) (1.0g) in ethanol (20ml). The mixture was stirred for 2h, the volatiles removed under reduced pressure and the residue purified by silica gel chromatography (10% methanol/DCM) to yield the title product as a white solid. Yield 0.45g.

5 MS APCI (+ve) 292 [M+H]<sup>+</sup>

<sup>1</sup>H NMR  $\delta_{\text{(DMSO)}}$  7.45 - 7.20 (5H, m), 6.72 (1H, br, d), 5.0 (1H, br, t), 4.76 - 4.67 (2H, br, m), 4.35 (2H, s), 3.46 - 3.24 (2H, m), 1.08 (3H, d).

The intermediates for this compound were prepared as follows:

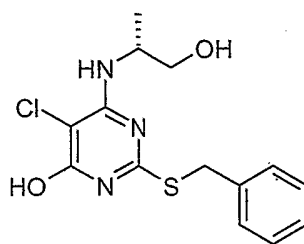
**i) 6-[[1R)-2-hydroxy-1-methylethyl]amino]-2-mercapto-4-pyrimidinol**

10 6-Amino-2-mercapto-4-pyrimidinol (16.1g), AcOH (14.3ml) and (*R*)-Alaninol (39ml) were heated at 170°C for 5h. The mixture was cooled to approximately 50°C, diluted with water (500ml) and cooled at 0°C for 20h. The resulting solid was filtered, washed with water and dried *in vacuo* to yield a mixture of subtitle product and starting material (2:1) as a cream coloured solid. Yield 7.2g.

15 MS APCI (+ve) 202 [M+H]<sup>+</sup>

**Example 2**

**2-(Benzylthio)-5-chloro-6-[[1R)-2-hydroxy-1-methylethyl]amino]-4-pyrimidinol**



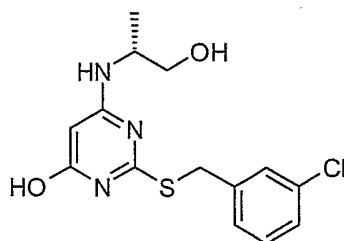
20

The product of Example 1 (0.5g) was dissolved in AcOH (10ml), *N*-chlorosuccinamide (0.23g) added and stirred for 3h. The mixture was evaporated and purified by silica gel chromatography (5% methanol/DCM) to yield the title product as a white solid. Yield 0.42g.

25 MS APCI (+ve) 326 [M+H]<sup>+</sup>

<sup>1</sup>H NMR  $\delta_{\text{(DMSO)}}$  12.36 (1H, s), 7.44 - 7.22 (5H, m), 6.29 (1H, d), 4.79 (1H, t), 4.39 (2H, s), 4.25 (1H, m), 3.52 - 3.32 (2H, m), 1.12 (3H, d).

-33-

**Example 3****2-[(3-Chlorobenzyl)thio]-6-[[1(R)-2-hydroxy-1-methylethyl]amino]-4-pyrimidinol**

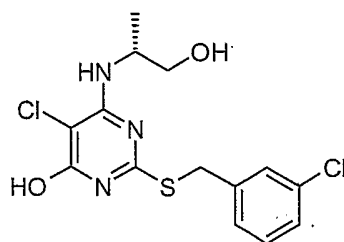
5

The product of Example 1 step i) (2.0g) was dissolved in ethanol (40ml), 1M aqueous sodium hydroxide (12ml) added followed by 3-chlorobenzyl bromide (1.6ml). The mixture was stirred for 2h, the volatiles removed under reduced pressure and the residue purified by silica gel chromatography (10% methanol/DCM) to yield the title product as a white solid. Yield

10 1.7g.

MS APCI (+ve) 326 [M+H]<sup>+</sup>

<sup>1</sup>H NMR δ<sub>(DMSO)</sub> 11.39 (1H, s), 7.50 (1H, s), 7.42 - 7.28 (3H, m), 6.77 (1H, m), 4.99 (1H, t), 4.34 (2H, s), 3.45 - 3.24 (3H, m), 1.08 (3H, d)

15 **Example 4****5-Chloro-2-[(3-chlorobenzyl)thio]-6-[[1(R)-2-hydroxy-1-methylethyl]amino]-4-pyrimidinol**

20

The product of Example 3 (0.22g) was dissolved in AcOH (10ml), *N*-chlorosuccinamide (90mg) added and stirred for 3h. The volatiles were removed under reduced pressure and the residue purified by reverse phase HPLC with gradient elution in acetonitrile / 0.02M

-34-

ammonium hydroxide (90% to 50% aqueous phase) to yield the title product as a white solid.

Yield 0.1g.

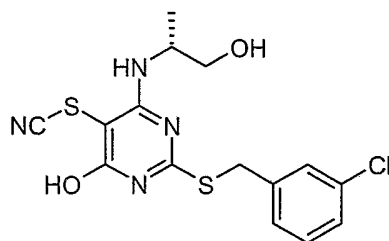
MS APCI (+ve) 360 [M+H]<sup>+</sup>

<sup>1</sup>H NMR δ<sub>(DMSO)</sub> 10.33 (1H, s), 7.44 - 7.20 (3H, m), 6.76 (2H, d), 4.78 (1H, m), 4.34 (2H, s),  
5 4.23 (1H, m), 3.51 - 3.23 (2H, m), 1.12 (3H, d).

### Example 5

**2-[(3-Chlorobenzyl)thio]-4-hydroxy-6-[[[(1R)-2-hydroxy-1-methylethyl]amino]-5-pyrimidinyl thiocyanate**

10



The product of Example 3 (0.5g), pyridine (0.21ml) and potassium thiocyanate (0.6g) were dissolved in DMF (10ml) and cooled to 0°C. Bromine (74μl) was added before the cooling  
15 bath was removed and the reaction mixture allowed to warm to room temperature. After 1h water (50ml) was added and the mixture extracted with EtOAc (3 x 30ml). The combined extracts were dried (MgSO<sub>4</sub>), filtered, evaporated and purified by silica gel chromatography (10% methanol/DCM) to yield the title product as a white solid. Yield 0.3g.

MS APCI (+ve) 383 [M+H]<sup>+</sup>

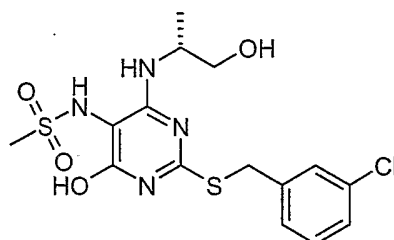
20 <sup>1</sup>H NMR δ<sub>(DMSO)</sub> 12.54 (1H, s), 7.49 (1H, s), 7.15 (1H, d), 7.42 - 7.31 (3H, m), 4.82 (1H, m), 4.33 (1H, m), 3.53 - 3.36 (2H, m), 1.12 (3H, d), 4.43 (2H, m).

25

-35-

**Example 6**

**N-(2-[(3-Chlorobenzyl)thio]-4-hydroxy-6-[(1R)-2-hydroxy-1-methylethyl]amino}-5-pyrimidinyl)methanesulfonamide**



5

The product from Example 6 step i) (0.15g) was dissolved in methanol (10ml), 1M aqueous sodium hydroxide (10ml) added and the mixture heated at 80°C for 1h. The mixture was cooled to room temperature, evaporated to approximately 10ml and acidified with 2M  
 10 hydrochloric acid to yield a white precipitate. The solid was filtered off, washed with water and dried to yield the title product as a white solid. Yield 0.11g.

MS APCI (+ve) 419 [M+H]<sup>+</sup>

<sup>1</sup>H NMR δ<sub>(DMSO)</sub> 8.31 (1H, m), 7.43 - 7.27 (3H, m), 7.49 (1H, s), 6.03 (1H, d), 4.80 (1H, m), 4.39 (2H, m), 4.14 (1H, m), 3.48 - 3.25 (2H, m), 2.96 (3H, s), 1.07 (3H, d).

15 **i) 2-[(3-Chlorobenzyl)thio]-6-[(1R)-2-hydroxy-1-methylethyl]amino}-5-[(methylsulfonyl)amino]-4-pyrimidinyl methanesulfonate**

The product of Example 3 (0.9g) was dissolved in AcOH (12ml) and a solution of sodium nitrite (0.25g) in water (2ml) added dropwise to give a dark blue solution. After 10min the mixture was evaporated, and azeotroped with ethanol (x2). The residue was dissolved in  
 20 ethanol (50ml), AcOH (2ml) added and heated to reflux. Zinc dust (2.0g) was added portionwise and the mixture heated at reflux for a further 5min. The mixture was cooled to room temperature, filtered through celite and evaporated. The residue was dissolved in DMF (10ml), treated with imidazole (0.63g) and *tert*-butyldimethylsilyl chloride (1.35g) and stirred for 24h. The reaction was quenched with water, extracted with EtOAc (x 3), dried (MgSO<sub>4</sub>),  
 25 filtered and evaporated. The residue was diluted in DCM (50ml) and treated with diisopropylethylamine (4.4ml) and methanesulfonyl chloride (0.44ml) for 1h before H<sub>2</sub>O (10ml) was added. The organics were recovered, dried (MgSO<sub>4</sub>) and concentrated. The residue was dissolved in THF (30ml), 1M aqueous sodium hydroxide (5ml) added, stirred for 1h, acidified with 2M hydrochloric acid and stirred for a further 1h. The mixture was

-36-

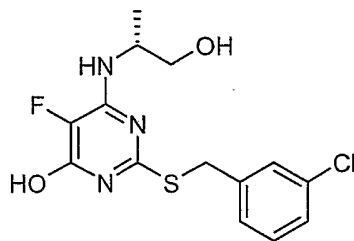
adjusted to pH 7 with sodium bicarbonate, extracted with EtOAc (x3), dried (MgSO<sub>4</sub>), filtered and evaporated. The residue was purified by silica gel chromatography (5% methanol/DCM) to yield the subtitle product as a white solid. Yield 0.12g.

MS APCI (+ve) 497 [M+H]<sup>+</sup>

<sup>1</sup>H NMR δ<sub>(DMSO)</sub> 12.42 (1H, s), 7.50 (1H, s), 6.21 (1H, d), 7.43 - 7.32 (3H, m), 4.42 (2H, m), 4.26 (1H, m), 3.47 (3H, s), 3.44 (3H, s), 3.43 (2H, m), 1.08 (3H, d).

### Example 7

2-[(3-Chlorobenzyl)thio]-5-fluoro-6-[[**(1R)**]-2-hydroxy-1-methylethyl]amino}-4-pyrimidinol



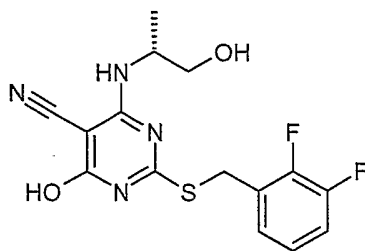
The product of Example 3 (0.1g) was dissolved in methanol (10ml), Selectfluor<sup>TM</sup> (0.12g) added and stirred for 20h. The mixture was evaporated and purified by silica gel chromatography (5% methanol/DCM) to yield the title product as a white solid. Yield 19mg.

MS APCI (+ve) 344 [M+H]<sup>+</sup>

<sup>1</sup>H NMR δ<sub>(DMSO)</sub> 7.48 (1H, s), 7.40 - 7.29 (3H, m), 6.65 (1H, t), 4.34 (2H, m), 4.13 (1H, m), 3.47 - 3.28 (2H, m), 1.09 (3H, d).

### 20 Example 8

2-[(2,3-difluorobenzyl)thio]-4-hydroxy-6-[[**(1S)**]-2-hydroxy-1-methylethyl]amino}-pyrimidine-5-carbonitrile



-37-

To a solution of the product of Example 8 step vi) (0.65g) in toluene (5ml) was added water (24mg) and potassium *tert*-butoxide (0.15g) and the mixture heated at reflux for 3h. The reaction mixture was allowed to stand at room temperature for 16h. The volatiles were removed *in vacuo* and the residue treated with methanol (50ml) and hydrochloric acid (10ml, 1M). The reaction mixture was stirred at room temperature for 3h before the volatiles were removed *in vacuo* and the residue was neutralised by the addition of saturated sodium bicarbonate solution. This mixture was extracted with EtOAc (2x100ml), the combined organics washed with water (2x20ml), brine (20ml), dried (MgSO<sub>4</sub>) and concentrated to yield a yellow solid. This material was purified by column chromatography (EtOAc/isohexane (1:1) to EtOAc) to afford the title compound as a white solid. Yield 0.17g.

MS APCI (+ve) 394 [M+CH<sub>3</sub>CN]<sup>+</sup>

<sup>1</sup>H NMR δ<sub>(DMSO)</sub> 12.63 (1H, s), 7.31-7.41 (3H, m), 7.14-7.22 (1H, m), 4.80 (1H, t), 4.41-4.60 (2H, m), 4.10-4.40 (1H, m), 3.35 (2H, m), 1.20 (3H, d).

The intermediates for this compound were prepared as follows:

**i) 2-[(2,3-difluorobenzyl)thio]pyrimidine-4,6(1H,5H)-dione**

Sodium hydroxide (6.1g) in ethanol (20ml) and water (20ml) was added to a suspension of 4,6-dihydroxy-2-thiopyrimidine in ethanol/water (120ml/120ml). 2,3-difluorobenzyl bromide (28.4g) was added dropwise to this solution. The mixture was heated at 60°C for 2h and stirred at room temperature for 20h. The solids were filtered and washed with water (200ml), isopropanol (20ml) and dried *in vacuo* at 40°C for 24h to yield the subtitle compound. Yield 31.0g.

MS APCI (+ve) 271 [M+H]<sup>+</sup>

**ii) 4,6-dichloro-2-[(2,3-difluorobenzyl)thio]pyrimidine-5-carbaldehyde**

DMF (12.9ml) was added dropwise to phosphorus oxychloride (39.6ml) at 5°C. The resulting slurry was stirred at room temperature for 2h. The product of Example 8 step i) was added in portions and stirred at room temperature for 1h. The mixture was then heated at 100°C for 12h. The residue was concentrated *in vacuo* and suspended in water/ice (1:1). The solid formed was extracted with EtOAc (2x150ml). The EtOAc layers were washed with water (2x100ml), brine(100ml) and dried (MgSO<sub>4</sub>). The solid was filtered and the filtrate concentrated *in vacuo* to yield a yellow solid. This was purified by column chromatography using EtOAc/isohexane (1:9) to yield the subtitle compound. Yield 5.0g.

<sup>1</sup>H NMR δ<sub>(CDCl<sub>3</sub>)</sub> 10.37 (1H, s), 7.21-7.31 (1H, d), 7.00-7.20 (2H, m), 4.48(2H, s).

-38-

**4,6-dichloro-2-[(2,3-difluorobenzyl)thio]pyrimidine-5-carbaldehyde oxime**

Hydroxylamine hydrochloride (0.99g) was added to a slurry of the product of Example 8 step ii) (5.0g) in water (1.34ml) and AcOH (21ml). This mixture was then heated at 60°C for 3h. The reaction mixture was then allowed to come to room temperature and water (20ml) added before cooling to 0°C for 1h and then filtering. The solid obtained was purified by column chromatography eluting with DCM to yield the subtitle compound as a white solid. Yield 1.5g.

MS APCI (+ve) 351 (M+H)<sup>+</sup>

**iv) 4,6-dichloro-2-[(2,3-difluorobenzyl)thio]pyrimidine-5-carbonitrile**

10 The product of Example 8 step iii) (1.5g) in thionyl chloride (50ml) was heated at reflux for 4h. The solvent was removed under reduced pressure and the residue taken up in EtOAc (2x50ml) and concentrated under reduced pressure to yield the subtitle compound. Yield 1.5g.

<sup>1</sup>H NMR  $\delta_{(CDCl_3)}$  7.20-7.30 (1H, m), 7.26-7.31(1H, s), 7.00-7.20(2H, m), 4.45(2H, s).

15 **v) 4-chloro-2-[(2,3-difluorobenzyl)thio]-6-[(1S)-2-hydroxy-1-methylethyl]-amino}pyrimidine-5-carbonitrile**

(R)-Alaninol (0.96g) in DMF (5ml) was added dropwise at 0°C to a solution of the product of Example 8 step iv) (1.5g) in DMF (20ml). The mixture was stirred at room temperature for 30min and triethylamine (0.45g) added at 0°C. The mixture was stirred at room temperature for 16h. To the mixture was added water (30ml) and extracted with EtOAc (2x100ml). The combined organics were washed with water (2x20ml), brine (20ml) and dried (MgSO<sub>4</sub>). The solid was filtered and the filtrate concentrated *in vacuo* to give a yellow solid. The solid was purified by column chromatography (30% to 50% EtOAc/isohehexane) to yield the subtitle compound as a yellow solid. Yield 1.10g.

25 MS APCI (+ve) 371 (M+H)<sup>+</sup>

<sup>1</sup>H NMR  $\delta_{(DMSO)}$  8.03(1H, d), 7.31-7.4 (2H, m), 7.13-7.20 (1H, m), 4.77 (1H, t), 4.44 (2H, d), 4.28-4.40 (1H, m), 3.35-3.50 (2H, m), 1.15 (3H, d).

**vi) 4-[(1S)-2-[[tert-butyl(dimethyl)silyl]oxy]-1-methylethyl]amino]-6-chloro-2-[(2,3-difluorobenzyl)thio]pyrimidine-5-carbonitrile**

30 Imidazole (0.20g) was added to a solution of the product of Example 8 step v) (1.10g) and *tert*-butyldimethylsilyl chloride (0.45g) in DMF (10ml) at 0°C. This solution was allowed to warm to room temperature and stirred for 16h. To this mixture were added imidazole (20mg) and *tert*-butyldimethylsilyl chloride (44mg) and the mixture stirred for 2h before water (50ml)

-39-

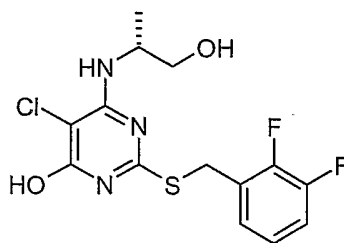
was added and extracted with EtOAc (2x100ml). The combined organics were washed with water (3x30ml), brine (30ml), dried (MgSO<sub>4</sub>), filtered and the filtrate evaporated *in vacuo* to yield a yellow solid. This was purified by column chromatography (isohexane and then DCM) to yield the subtitle compound as a yellow oil. Yield 0.90g.

5 MS APCI (+ve) 485 (M+H)<sup>+</sup>

### Example 9

#### **5-Chloro-2-[[[(2,3-difluorophenyl)methyl]thio]-6-[[[(1R)-2-hydroxy-1-methylethyl]amino]-4-pyrimidinol**

10



Sulphuryl chloride (27μl) was added to a solution of the subtitle product of example 9 step ii) (0.1g) in DMF (1ml) and the mixture stirred for 1h. 1M aqueous sodium hydroxide solution  
 15 (1ml) was then added and the reaction stirred for a further 2h. The mixture was acidified with 1M hydrochloric acid, extracted with EtOAc (2x10ml), dried (MgSO<sub>4</sub>), filtered and the filtrate evaporated *in vacuo*. The residue was purified by column chromatography (5% methanol/DCM) to yield the title product as a white solid. Yield 50mg.

MS APCI (+ve) 362 [M+H]<sup>+</sup>

20 <sup>1</sup>H NMR δ<sub>(DMSO)</sub> 12.53 - 12.36 (1H, m), 7.41 - 7.29 (2H, m), 7.18 (1H, m), 6.32 (1H, d), 4.79 (1H, t), 4.46 (2H, dd), 4.20 (1H, m), 3.48 - 3.31 (2H, m), 1.08 (3H, d)

The intermediates for this compound were prepared as follows:

#### **i) 2-[[[(2,3-Difluorophenyl)methyl]thio]-6-[[[(1R)-2-hydroxy-1-methylethyl]amino]-4-pyrimidinol**

25 The subtitle product of Example 1 step i) (5.0g) was dissolved in ethanol (100ml), 1M aqueous sodium hydroxide (27.4ml) added followed by 2,3-difluorobenzyl bromide (5.7g). The mixture was stirred for 1h, the volatiles removed under reduced pressure and the residue purified by column chromatography (5% methanol/DCM) to yield the subtitle product as a white solid. Yield 4.3g.

-40-

MS APCI (+ve) 328 [M+H]<sup>+</sup><sup>1</sup>H NMR δ<sub>(DMSO)</sub> 7.41 - 7.28 (2H, m), 7.15 (1H, m), 6.86 - 6.69 (1H, m), 5.10 - 4.93 (1H, m), 4.71 (1H, t), 4.41 (2H, s), 3.40 (1H, m), 3.34 - 3.23 (2H, m), 1.07 (3H, d)

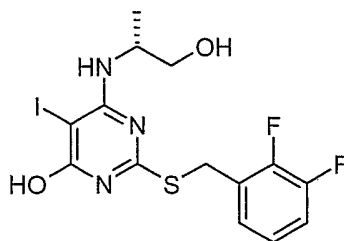
ii) **6-[[*(1R)*-2-(Acetyloxy)-1-methylethyl]amino]-2-[[*(2,3*-difluorophenyl)methyl]thio] -4-  
5 **pyrimidinol****

Acetic anhydride (0.9ml) was added dropwise to a solution of the subtitle product of Example 9 step i) (2.8g), pyridine (1.6ml) and DMAP (0.1g) in AcOH (30ml). Two more portions of acetic anhydride (0.9ml) were added and the mixture stirred for 20h. The volatiles were removed under reduced pressure and the residue purified by column chromatography (5%  
10 methanol/DCM) to yield the subtitle product as a colourless oil. Yield 3.0g.

MS APCI (+ve) 370 [M+H]<sup>+</sup><sup>1</sup>H NMR δ<sub>(DMSO)</sub> 11.60 - 11.37 (1H, m), 7.41 - 7.28 (2H, m), 7.16 (1H, m), 7.06 - 6.95 (1H, m), 5.07 (1H, s), 4.42 (2H, s), 3.96 (2H, d), 1.99 (3H, s), 1.11 (3H, d)

15 **Example 10**

**2-[[*(2,3*-Difluorophenyl)methyl]thio]-6-[[*(1R)*-2-hydroxy-1-methylethyl]amino]-5-iodo-4-  
pyrimidinol**

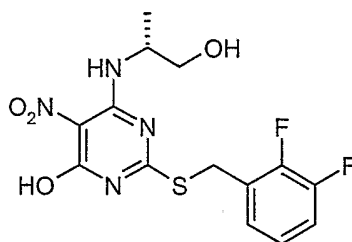


20

*N*-iodosuccinamide (0.34g) was added to a solution of the subtitle product from Example 9 step i) (0.5g) in AcOH (10ml) and stirred for 2h. The AcOH was evaporated *in vacuo* and the residue purified by column chromatography (5% methanol/DCM) to yield the title product as a white solid. Yield 0.42g.

25 MS APCI (+ve) 453 [M+H]<sup>+</sup><sup>1</sup>H NMR δ<sub>(DMSO)</sub> 12.42 - 12.31 (1H, m), 7.40 - 7.30 (2H, m), 7.18 (1H, m), 5.79 (1H, d), 4.91 (1H, t), 4.47 (2H, dd), 4.15 (1H, m), 3.46 - 3.39 (2H, m), 1.08 (3H, d)

-41-

**Example 11****2-[[[(2,3-Difluorophenyl)methyl]thio]-6-[[[(1R)-2-hydroxy-1-methylethyl]amino]-5-nitro-4-pyrimidinol**

5

1M aqueous sodium hydroxide (1ml) was added to a solution of the product from Example 11 step i) in methanol (10ml) and the mixture stirred for 2h. The mixture was diluted with water (20ml) and acidified with 2M hydrochloric acid (2ml) to give a red precipitate. The solid was

10 filtered off, washed with water and dried to yield the title product as a red solid. Yield 0.15g.

MS APCI (+ve) 453 [M+H]<sup>+</sup>

<sup>1</sup>H NMR  $\delta_{(\text{DMSO})}$  12.77 (1H, s), 9.63 (1H, d), 7.47 - 7.29 (2H, m), 7.21 (1H, m), 5.09 (1H, t), 4.55 (2H, dd), 4.40 (1H, m), 3.49 (2H, m), 1.14 (3H, d)

The intermediates for this compound were prepared as follows:

15 i) **6-[[[(1R)-2-(Acetyloxy)-1-methylethyl]amino]-2-[[[(2,3-difluorophenyl)methyl]thio]-5-nitro-4-pyrimidinol**

A 0.5M solution of nitronium tetrafluoroborate in sulfolane (6.9ml) was added dropwise to a solution of the product from Example 9 step ii) (1.0g) in acetonitrile (30ml) and the mixture stirred for 20h. The acetonitrile was evaporated *in vacuo* and the remaining solution diluted

20 with water (150ml) to give a lilac precipitate. The solid was filtered off, washed with water and dried to yield the subtitle product as a lilac solid. Yield 0.85g.

MS APCI (+ve) 415 [M+H]<sup>+</sup>

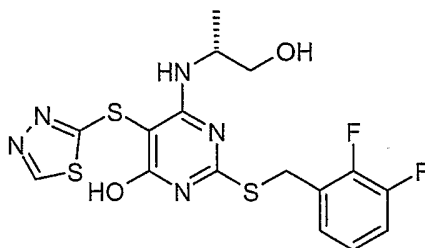
<sup>1</sup>H NMR  $\delta_{(\text{DMSO})}$  12.84 (1H, s), 9.47 (1H, d), 7.45 - 7.29 (2H, m), 7.20 (1H, m), 4.70 (1H, m), 4.54 (2H, s), 4.19 - 4.06 (2H, m), 1.99 (3H, s), 1.20 (3H, d)

25

-42-

**Example 12**

2-[[**(3-Chlorophenyl)methyl**thio]-6-[[**(1R)**2-hydroxy-1-methylethyl]amino]-5-(1,3,4-thiadiazol-2-ylthio)-4-pyrimidinol



5

The product of Example 3 (0.12g), pyridine (50 $\mu$ l) and 1,3,4-thiadiazole-2-thiol (0.18g) were dissolved in DMF (3ml) and bromine (18 $\mu$ l) added dropwise. The reaction mixture was stirred for 1h before being purified directly by reverse phase HPLC (95-75% 0.02M ammonium

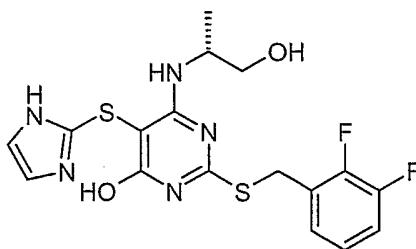
10 hydroxide / acetonitrile) to yield the title product as a white solid. Yield 0.15g.

MS APCI (+ve) 442 [M+H]<sup>+</sup>

<sup>1</sup>H NMR  $\delta_{(DMSO)}$  12.47 (1H, s), 9.36 (1H, s), 7.51 (1H, s), 7.43 - 7.32 (3H, m), 7.09 (1H, d), 4.77 (1H, t), 4.45 (2H, dd), 4.31 (1H, m), 3.47 - 3.28 (2H, m), 1.06 (3H, d)

15 **Example 13**

2-[[**(2,3-Difluorophenyl)methyl**thio]-6-[[**(1R)**2-hydroxy-1-methylethyl]amino]-5-(1*H*-imidazol-2-ylthio)-4-pyrimidinol



20

The product of Example 9 step i) (0.1g), pyridine (0.15ml) and 1*H*-imidazole-2-thiol (0.15g) were dissolved in DMF (1ml) and bromine (15 $\mu$ l) added dropwise. The reaction mixture was stirred for 1h before being purified directly by reverse phase HPLC (95-25% 0.02M ammonium hydroxide / acetonitrile) to yield the title product as a white solid.. Yield 90mg.

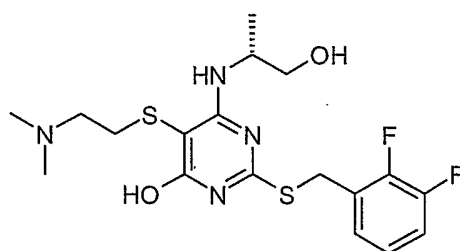
-43-

MS APCI (+ve) 426 [M+H]<sup>+</sup>

<sup>1</sup>H NMR δ<sub>(DMSO)</sub> 7.41 - 7.30 (2H, m), 7.18 (1H, m), 7.02 - 6.86 (2H, m), 6.75 (1H, d), 5.02 - 4.88 (1H, m), 4.48 (2H, dd), 4.21 (1H, m), 3.45 - 3.25 (2H, m), 1.06 (3H, d)

**5 Example 14**

2-[[2,3-Difluorophenyl)methyl]thio]-5-[[2-(dimethylamino)ethyl]thio]-6-[[1*R*]-2-hydroxy-1-methylethyl]amino]-4-pyrimidinol



10

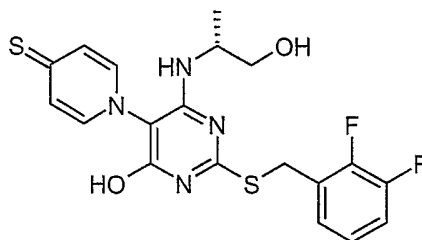
The product of Example 9 step i) (50mg), pyridine (75μl) and 2-(dimethylamino)ethanethiol (85mg) were dissolved in DMF (0.5ml) and bromine (7.5μl) added. The reaction mixture was stirred for 1h before being purified directly by reverse phase HPLC (95-25% 0.02M ammonium hydroxide / acetonitrile) to yield the title product as a white solid. Yield 30mg.

15 MS APCI (+ve) 431 [M+H]<sup>+</sup>

<sup>1</sup>H NMR δ<sub>(DMSO)</sub> 7.42 - 7.29 (2H, m), 7.18 (1H, m), 6.64 (1H, d), 4.96 - 4.75 (1H, m), 4.45 (2H, dd), 4.17 (1H, m), 3.61 - 3.22 (2H, m), 2.93 - 2.58 (4H, m), 2.51 (6H, s), 1.10 (3H, d)

**Example 15**

20 1-[2-[[2,3-Difluorophenyl)methyl]thio]-4-hydroxy-6-[[1*R*]-2-hydroxy-1-methylethyl]amino]-5-pyrimidinyl]- 4(1*H*)-pyridinethione



-44-

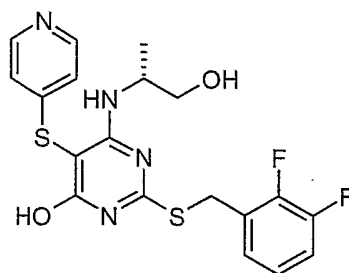
The product of Example 9 step i) (50mg), pyridine (75 $\mu$ l) and 4-pyridinethiol (75mg) were dissolved in DMF (0.5ml) and bromine (7.5 $\mu$ l) added. The reaction mixture was stirred for 1h before being purified directly by reverse phase HPLC (95-25% 0.02M ammonium hydroxide / acetonitrile) to yield the title product as a white solid. Yield 5mg.

5 MS APCI (+ve) 437 [M+H]<sup>+</sup>

<sup>1</sup>H NMR  $\delta_{(\text{DMSO})}$  8.35 (2H, d), 7.42 - 7.34 (2H, m), 7.26 (1H, m), 7.14 (2H, d), 7.02 (1H, d), 4.54 (2H, dd), 4.51 (1H, m), 3.79 - 3.65 (2H, m), 1.06 (3H, d)

### Example 16

10 2-[[*(2,3-Difluorophenyl)methyl*]thio]-6-[[*(1R)*-2-hydroxy-1-methylethyl]amino]-5-(4-pyridinylthio)- 4-pyrimidinol



15 The product of Example 9 step i) (50mg), pyridine (75 $\mu$ l) and 4-pyridinethiol (75mg) were dissolved in DMF (0.5ml) and bromine (7.5 $\mu$ l) added. The reaction mixture was stirred for 1h before being purified directly by reverse phase HPLC (95-25% 0.02M ammonium hydroxide / acetonitrile) to yield the title product as a white solid. Yield 31mg.

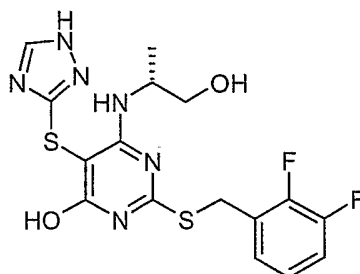
MS APCI (+ve) 437 [M+H]<sup>+</sup>

20 <sup>1</sup>H NMR  $\delta_{(\text{DMSO})}$  8.28 (2H, d), 7.40 - 7.30 (2H, m), 7.18 (1H, m), 6.98 (2H, d), 4.75 (1H, m), 4.44 (2H, dd), 4.15 (1H, m), 3.40 - 3.25 (2H, m), 1.01 (3H, d)

-45-

**Example 17**

2-[[[(2,3-Difluorophenyl)methyl]thio]-6-[[[(1*R*)-2-hydroxy-1-methylethyl]amino]-5-(1*H*-1,2,4-triazol-3-ylthio)-4-pyrimidinol



5

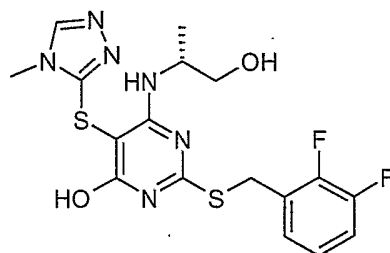
The product of Example 9 step i) (50mg), pyridine (75μl) and 1*H*-1,2,4-triazole-3-thiol (61mg) were dissolved in DMF (0.5ml) and bromine (7.5μl) added. The reaction mixture was stirred for 1h before being purified directly by reverse phase HPLC (95-25% 0.02M ammonium hydroxide / acetonitrile) to yield the title product as a white solid. Yield 32mg.

10 MS APCI (+ve) 427 [M+H]<sup>+</sup>

<sup>1</sup>H NMR δ<sub>(DMSO)</sub> 12.44 - 12.06 (1H, m), 7.41 - 7.32 (2H, m), 7.20 (1H, m), 6.68 - 6.49 (1H, m), 4.87 - 4.73 (1H, m), 4.50 (2H, dd), 4.23 (1H, m), 3.45 - 3.26 (2H, m), 1.04 (3H, d)

**Example 18**

15 2-[[[(2,3-Difluorophenyl)methyl]thio]-6-[[[(1*R*)-2-hydroxy-1-methylethyl]amino]-5-[(4-methyl-4*H*-1,2,4-triazol-3-yl)thio]-4-pyrimidinol



20 The product of Example 9 step i) (50mg), pyridine (75μl) and 4-methyl-4*H*-1,2,4-triazole-3-thiol (69mg) were dissolved in DMF (0.5ml) and bromine (7.5μl) added. The reaction mixture was stirred for 1h before being purified directly by reverse phase HPLC (95-25% 0.02M ammonium hydroxide / acetonitrile) to yield the title product as a white solid. Yield 42mg.

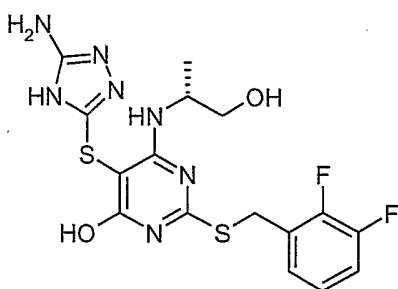
-46-

MS APCI (+ve) 441 [M+H]<sup>+</sup>

<sup>1</sup>H NMR  $\delta_{(\text{DMSO})}$  12.33 (1H, s), 8.51 (1H, s), 7.41 - 7.28 (2H, m), 7.18 (1H, m), 6.75 (1H, d), 4.88 (1H, t), 4.47 (2H, dd), 4.19 (1H, m), 3.47 - 3.26 (2H, m), 1.07 (3H, d)

**5 Example 19**

**5-[(5-Amino-4*H*-1,2,4-triazol-3-yl)thio]-2-[[2,3-difluorophenyl)methyl]thio]-6-[[1*R*]-2-hydroxy-1-methylethyl]amino]- 4-pyrimidinol**



10

The product of Example 9 step i) (50mg), pyridine (75 $\mu$ l) and 5-amino-4*H*-1,2,4-triazole-3-thiol (70mg) were dissolved in DMF (0.5ml) and bromine (7.5 $\mu$ l) added. The reaction mixture was stirred for 1h before being purified directly by reverse phase HPLC (95-25% 0.02M ammonium hydroxide / acetonitrile) to yield the title product as a white solid. Yield

15 23mg.

MS APCI (+ve) 442 [M+H]<sup>+</sup>

<sup>1</sup>H NMR  $\delta_{(\text{DMSO})}$  7.43 - 7.29 (2H, m), 7.19 (1H, m), 6.46 (1H, d), 6.06 - 5.89 (2H, m), 4.83 (1H, t), 4.47 (2H, dd), 4.17 (1H, m), 3.46 - 3.25 (2H, m), 1.04 (3H, d)

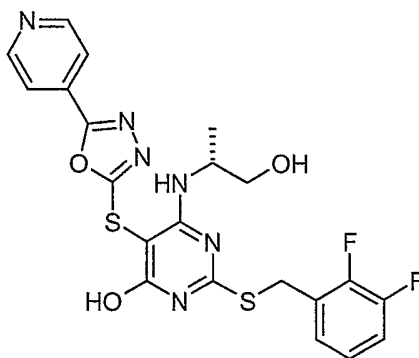
20

25

-47-

**Example 20**

2-[[2,3-Difluorophenyl)methyl]thio]-6-[[1*R*]-2-hydroxy-1-methylethyl]amino]-5-[[5-(4-pyridinyl)-1,3,4-oxadiazol-2-yl]thio]- 4-pyrimidinol



5

The product of Example 9 step i) (50mg), pyridine (75 $\mu$ l) and 5-(4-pyridinyl)-1,3,4-oxadiazole-2-thiol (50mg) were dissolved in DMF (0.5ml) and bromine (7.5 $\mu$ l) added. The reaction mixture was stirred for 1h before being purified directly by reverse phase HPLC (95-  
10 25% 0.02M ammonium hydroxide / acetonitrile) to yield the title product as a white solid.

Yield 10mg.

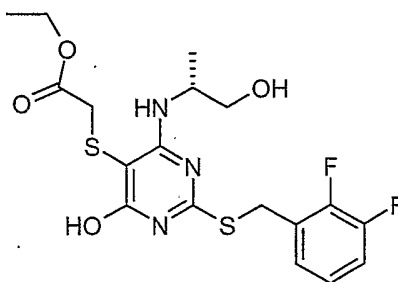
MS APCI (+ve) 505 [M+H]<sup>+</sup>

<sup>1</sup>H NMR  $\delta_{(DMSO)}$  12.49 (1H, s), 8.81 (2H, d), 7.83 (2H, d), 7.43 - 7.34 (2H, m), 7.21 (1H, m), 7.03 (1H, d), 4.75 (1H, t), 4.54 (2H, dd), 4.33 (1H, m), 3.47 - 3.26 (2H, m), 1.06 (3H, d)

15

**Example 21**

Ethyl [[2-[[2,3-difluorophenyl)methyl]thio]-4-hydroxy-6-[[1*R*]-2-hydroxy-1-methylethyl]amino]-5-pyrimidinyl]thio]- AcOH



20

-48-

The product of Example 9 step i) (0.5g), pyridine (0.75ml) and 5-(4-pyridinyl)-1,3,4-oxadiazole-2-thiol (0.66ml) were dissolved in DMF (5ml) and bromine (75 $\mu$ l) added and stirred for 1h. The mixture was quenched with water, extracted with EtOAc (2x30ml), dried (MgSO<sub>4</sub>), filtered and the volatiles removed by evaporation *in vacuo*. The residue was

5 purified by silica gel chromatography (5% methanol/EtOAc) to yield the title product as a white solid. Yield 0.25g.

MS APCI (+ve) 446 [M+H]<sup>+</sup>

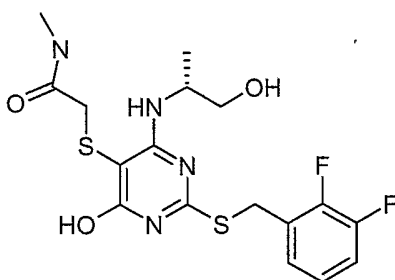
<sup>1</sup>H NMR  $\delta_{(DMSO)}$  12.22 (1H, s), 7.41 - 7.29 (2H, m), 7.18 (1H, m), 6.51 (1H, d), 4.85 (1H, t), 4.47 (2H, dd), 4.15 (1H, m), 3.98 (2H, q), 3.47 - 3.26 (2H, m), 3.31 (2H, dd), 1.09 (3H, t),

10 1.08 (3H, d)

### Example 22

2-[[2-[[2,3-Difluorophenyl)methyl]thio]-4-hydroxy-6-[[1R)-2-hydroxy-1-methylethyl]amino]-5-pyrimidinyl]thio]-N-methyl- acetamide

15



The product of Example 21 (0.1g) was dissolved in ethanol (10ml), 40% aqueous methylamine (2ml) was added and the mixture stirred for 20h. The volatiles were removed by

20 evaporation *in vacuo* and the residue purified by reverse phase HPLC (95-25% 0.02M ammonium hydroxide / acetonitrile) to yield the title product as a white solid. Yield 0.1g.

MS APCI (+ve) 431 [M+H]<sup>+</sup>

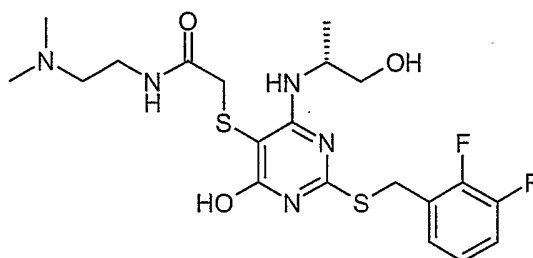
<sup>1</sup>H NMR  $\delta_{(DMSO)}$  8.27 (1H, s), 7.40 - 7.29 (2H, m), 7.18 (1H, m), 6.79 (1H, d), 4.79 (1H, t), 4.46 (2H, dd), 4.17 (1H, m), 3.47 - 3.30 (2H, m), 3.16 (2H, s), 2.55 (3H, d), 1.08 (3H, d)

25

-49-

**Example 23**

2-[[2-[[2,3-Difluorophenyl)methyl]thio]-4-hydroxy-6-[(1R)-2-hydroxy-1-methylethyl]amino]-5-pyrimidinyl]thio]-N-[2-(dimethylamino)ethyl]-acetamide



5

The product of Example 21 (50mg) was dissolved in ethanol (10ml), *N,N*-dimethyl-1,2-ethanediamine (0.5ml) was added and the mixture stirred for 48h. The volatiles were removed by evaporation *in vacuo* and the residue purified by reverse phase HPLC (95-25% 0.02M ammonium hydroxide / acetonitrile) to yield the title product as a white solid. Yield 30mg.  
MS APCI (+ve) 488 [M+H]<sup>+</sup>

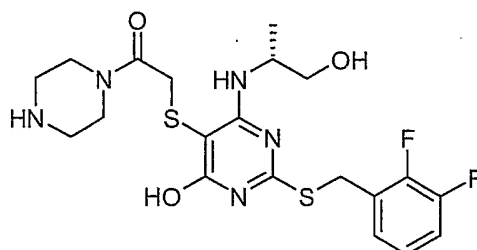
10

<sup>1</sup>H NMR δ<sub>(DMSO)</sub> 8.52 (1H, s), 7.39 - 7.29 (2H, m), 7.16 (1H, m), 6.63 (1H, d), 4.90 - 4.70 (1H, m), 4.43 (2H, dd), 4.13 (1H, m), 3.47 - 3.25 (2H, m), 3.13 (2H, q), 2.30 (2H, t), 2.16 (2H, s), 1.09 (3H, d)

15

**Example 24**

1-[[[2-[[2,3-Difluorophenyl)methyl]thio]-4-hydroxy-6-[(1R)-2-hydroxy-1-methylethyl]amino]-5-pyrimidinyl]thio]acetyl]-piperazine



20

The product of example 21 (50mg) was dissolved in methanol (10ml), piperazine (0.5ml) was added and the mixture heated at 40°C for 20h. The volatiles were removed by evaporation *in*

-50-

*vacuo* and the residue purified by reverse phase HPLC (95-25% 0.02M ammonium hydroxide / acetonitrile) to yield the title product as a white solid. Yield 20mg.

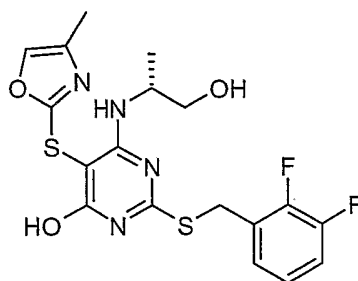
MS APCI (+ve) 486 [M+H]<sup>+</sup>

<sup>1</sup>H NMR δ<sub>(DMSO)</sub> 7.39 - 7.29 (2H, m), 7.18 (1H, m), 6.56 (1H, d), 4.88 - 4.77 (1H, m), 4.45  
5 (2H, dd), 4.11 (1H, m), 3.46 - 3.27 (6H, m), 3.42 (2H, s), 2.69 - 2.53 (4H, m), 1.07 (3H, d)

### Example 25

2-[[**(2,3-Difluorophenyl)methyl**thio]-6-[[**(1R)-2-hydroxy-1-methylethyl**]amino]-5-[(4-methyl-2-oxazolyl)thio]-4-pyrimidinol

10



The product of Example 9 step i) (50mg), pyridine (75μl) and 4-methyl-2-oxazolethiol (69mg) were dissolved in DMF (0.5ml) and bromine (7.5μl) added. The reaction mixture was  
15 stirred for 1h before being purified directly by reverse phase HPLC (95-25% 0.02M ammonium hydroxide / acetonitrile) to yield the title product as a white solid. Yield 21mg.

MS APCI (+ve) 439 [M+H]<sup>+</sup>

<sup>1</sup>H NMR δ<sub>(DMSO)</sub> 7.71 (1H, s), 7.49 (1H, s), 7.42 - 7.30 (3H, m), 4.77 (1H, t), 4.38 (2H, dd),  
4.22 (1H, m), 3.45 - 3.24 (2H, m), 2.00 (3H, s), 1.05 (3H, d)

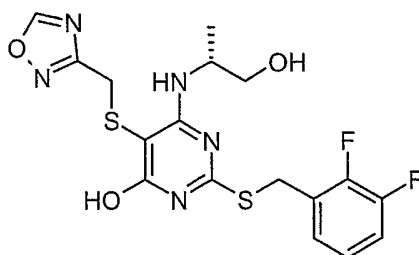
20

25

-51-

**Example 26**

2-[[[(2,3-Difluorophenyl)methyl]thio]-6-[[[(1R)-2-hydroxy-1-methylethyl]amino]-5-[(1,2,4-oxadiazol-3-ylmethyl)thio]-4-pyrimidinol



5

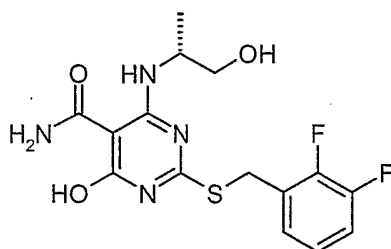
The product of Example 5 (0.2g) was dissolved in ethanol (10ml), sodium borohydride (20mg) added and the reaction stirred for 1h. 1M sodium hydroxide solution (2ml) was then added, followed by 3-(chloromethyl)-1,2,4-oxadiazole (62mg). The mixture was stirred for 10 2h, acidified with 10% hydrochloric acid, extracted with EtOAc (2x20ml), dried (MgSO<sub>4</sub>), filtered and the filtrate evaporated *in vacuo*. The residue was purified by reverse phase HPLC with gradient elution in acetonitrile / 0.02M ammonium hydroxide (95% to 25% aqueous phase, Ex-Terra) to yield the title product as a white solid. Yield 20mg.

MS APCI (+ve) 442 [M+H]<sup>+</sup>

15 <sup>1</sup>H NMR δ<sub>(DMSO)</sub> 12.21 (1H, s), 9.47 (1H, s), 7.41 - 7.27 (2H, m), 7.18 (1H, m), 6.18 (1H, m), 4.79 (1H, t), 4.44 (2H, dd), 4.06 (1H, m), 3.84 (2H, dd), 3.38 - 3.23 (2H, m), 0.94 (3H, d)

**Example 27**

2-[(2,3-difluorobenzyl)thio]-4-[[[(1R)-1,2-dihydroxyethyl]amino]-6-hydroxypyrimidine-5-  
20 carboxamide



-52-

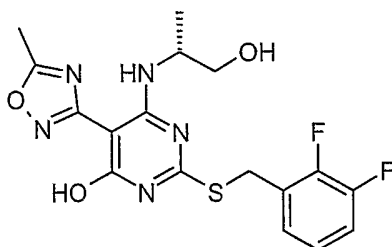
To the title product of Example 8 (0.230g) was added ethanol (5ml), water (5ml) and potassium hydroxide (0.50g). The reaction mixture was then heated at reflux for 16h. To the reaction mixture was added more potassium hydroxide (1.0g) at intervals and reaction reflux was continued for another 24h. The reaction mixture was acidified with concentrated hydrochloric acid and extracted with EtOAc (2x50ml). The combined organic layer was washed with water (2x20ml), brine (10ml) and dried (MgSO<sub>4</sub>). The solid was filtered and the filtrate evaporated to dryness. The material was chromatographed on silica gel eluting with EtOAc to yield the title product as a white solid. Yield 5mg.

MS APCI (+ve) 371 [M+H]<sup>+</sup>

<sup>1</sup>H NMR δ<sub>(DMSO)</sub> 12.35 (1H, bs), 10.55 (1H, bs), 9.10 (1H, bs), 7.23-7.40 (2H, m) 7.14-7.22 (1H, m), 7.01 (1H, m), 4.86 (1H, t), 4.40-4.50 (2H, dd), 4.15-4.25 (1H, m), 3.30-3.45 (2H, m), 1.08 (3H, d).

### Example 28

2-[(2,3-difluorobenzyl)thio]-6-[(1*R*)-2-hydroxy-1-methylethylamino]-5-(5-methyl-1,2,4-oxadiazol-3-yl)pyrimidin-4-ol



To the title product of Example 8 step vi) (0.25g) added ethanol (5ml), hydroxylamine hydrochloride (0.11g) and sodium ethoxide (0.1g). The reaction mixture was stirred at room temperature for 2h then heated at reflux for 16h. The solvent was evaporated and to the residue were added toluene (10ml), acetic anhydride (50mg) and triethylamine (0.10g). This mixture was heated at reflux for 2h. The solvent was evaporated and the residue taken in methanol (20ml) and aqueous 1M hydrochloric acid (10ml). This was stirred for 30min before the solvent was evaporated. The residue was extracted with EtOAc (2x50ml). The organic layer was washed with water (2x20ml), brine (10ml) and dried (MgSO<sub>4</sub>). The solid was filtered and the filtrate evaporated to dryness. The material was purified by reverse phase

-53-

HPLC (95-25% 0.02M ammonium hydroxide / acetonitrile) to yield the title product as a white solid. Yield 4mg.

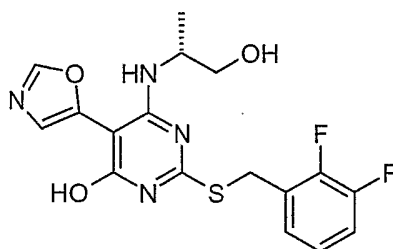
MS APCI (+ve) 410 [M+H]<sup>+</sup>

<sup>1</sup>H NMR δ<sub>(CD<sub>3</sub>OD)</sub> 7.20-7.30 (1H, m) 6.99-7.08 (2H, m), 4.32-4.48 (2H+1H, m), 3.4-3.58 (2H, m), 2.51-2.55 (3H, bs), 1.12 (3H, d).

### Example 29

2-[(2,3-difluorobenzyl)thio]-6-[[*(1R)*-2-hydroxy-1-methylethyl]amino]-5-(1,3-oxazol-5-yl)pyrimidin-4-ol

10



To the subtitle product of Example 29 step iii) (0.48g) was added methanol (10ml), *p*-toluenesulfonylmethyl isocyanide (0.18g) and potassium carbonate (0.13g). The reaction mixture was heated at reflux for 2h. The solvent was evaporated and the residue treated with hydrochloric acid (1M, 10ml) and methanol (30ml). The reaction was stirred at room temperature for 10min. The solvent was evaporated and the residue extracted with EtOAc (2x50ml), washed with saturated sodium carbonate (10ml), brine (20ml) and dried (MgSO<sub>4</sub>). The solvent was evaporated and the residue, diluted in DCM (10 ml), treated with diethylamine (0.50g) and tetrakis(triphenylphosphine)palladium (79mg). The reaction was stirred at room temperature for 1h before the solvent was evaporated and the residue suspended in aqueous hydrochloric acid (50ml) and extracted with EtOAc (2x50ml). The organic layer was washed with brine (20ml) and dried (MgSO<sub>4</sub>). The solid was filtered and the filtrate evaporated to dryness to give a blue semi-solid. The residue was further purified by reverse phase HPLC with gradient elution in acetonitrile / 0.02M ammonium hydroxide (95% to 25% aqueous phase, Ex-Terra) to yield the title product as a white solid. Yield 6mg.

MS APCI (+ve) 395 [M+H]<sup>+</sup>

<sup>1</sup>H NMR δ<sub>(CD<sub>3</sub>OD)</sub> 8.30 (1H, s), 7.58 (1H, s), 7.30-7.41 (1H, m), 7.09-7.30 (2H, m) 4.40-4.70 (2H+1H, m), 3.7-3.85 (2H, m), 3.61-3.64 (1H, m), 1.21 (3H, d).

-54-

The intermediates for the above compound were prepared as follows:

**i) 4-chloro-2-[(2,3-difluorobenzyl)thio]-6-[[*(1R)*-2-hydroxy-1-methylethyl]-amino]-pyrimidine-5-carbaldehyde**

A solution of (*R*)-alaninol (1.12g) in DMF was added dropwise to the subtitle product of Example 8 step ii) (5.0g) and triethylamine (2.1ml) at -5°C. The mixture was allowed to come to room temperature and stirred for 1h. To the mixture was added water (100ml), the organics extracted with EtOAc (2x250ml), the organic layers combined, washed with water (3x50ml), brine (2x50ml) and dried (MgSO<sub>4</sub>). The solid was filtered and the filtrate evaporated to dryness to give the subtitle compound as a yellow solid. Yield 6.40g.

10 MS APCI (+ve) 374 [M+H]<sup>+</sup>

**ii) 4-[[*(1R)*-2-[[*tert*-butyl(dimethyl)silyl]oxy]-1-methylethyl]amino]-6-chloro-2-[(2,3-difluorobenzyl)thio]pyrimidine-5-carbaldehyde**

To a solution of the subtitle product of step i) (5.60g) in DMF was added *tert*-butyldimethylsilyl chloride (2.40g) at -10°C in portions. To this mixture was then added imidazole in portions. The mixture was then stirred at 0°C for 2h before being quenched with excess water. The mixture was then extracted with EtOAc (2x250ml), the combined organics washed with water (3x300ml) and brine (2x30ml). The organic layer was dried (MgSO<sub>4</sub>) and solid was filtered. The filtrate was evaporated to dryness. The residue was purified by column chromatography (10% EtOAc/isohexane) to yield the subtitle compound as a white solid.

15 Yield 5.57g.

MS APCI (+ve) 489 [M+H]<sup>+</sup>

<sup>1</sup>H NMR δ<sub>(CDCl<sub>3</sub>)</sub> 7.20-7.25 (1H, m), 6.97-7.10 (2H, m), 4.40 (3H, m), 3.61-3.63 (2H, m), 1.21 (3H, d), 0.91 (9H, s), 0.05 (6H, s).

**iii) 4-(allyloxy)-6-[[*(1R)*-2-[[*tert*-butyl(dimethyl)silyl]oxy]-1-methylethyl]amino]-2-[(2,3-difluorobenzyl)thio]pyrimidine-5-carbaldehyde**

To the subtitle product of step ii) (1.0g) in toluene was added allyl alcohol (0.23g), sodium hydroxide (0.16g) and benzyltriethylammonium chloride (10mg). The mixture was stirred at room temperature for 2h before sodium hydroxide solution (10ml, 1M) was added the organics extracted with EtOAc (2x50ml). The combined organics were washed with brine (20ml) and dried (MgSO<sub>4</sub>). The solid was filtered and the filtrate evaporated to dryness to yield the subtitle compound as a white solid. Yield 1.0g

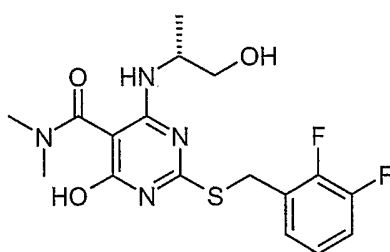
25 MS APCI (+ve) 510 [M+H]<sup>+</sup>

-55-

$^1\text{H NMR } \delta_{(\text{CDCl}_3)}$  10.14 (1H, s), 9.30 (1H, d), 7.20-7.25 (1H, m), 6.96-7.15 (2H, m), 5.96-6.08 (1H, m), 5.33-5.36 (1H, m), 5.24-5.28 (1H, m), 4.85-4.95 (2H, m), 4.38-4.40 (3H, m), 3.60-3.62 (2H, m), 1.21 (3H, d), 0.87 (9H, s), 0.01 (6H, s).

### 5 Example 30

**2-[(2,3-difluorobenzyl)thio]-4-[(1*R*)-1,2-dihydroxyethyl]amino}-6-hydroxy-*N,N*-dimethylpyrimidine-5-carboxamide**



10

To the subtitle product of Example 30 step vii) (0.20g) in toluene (2ml) was added water (13mg) and potassium *tert*-butoxide (84mg). The mixture was then heated at reflux for 3h before more water (20mg) and potassium *tert*-butoxide (84mg) were added and heating maintained for another 1h. The solvent was evaporated and the residue diluted in methanol (20ml) and aqueous hydrochloric acid (5ml). When the reaction was complete the volatiles were removed *in vacuo* and residue diluted in EtOAc (100ml) and aqueous hydrochloric acid (20ml). The organic layer was washed with water (20ml), brine (20ml) and dried ( $\text{MgSO}_4$ ). The solid was filtered and the filtrate evaporated to dryness to give the crude product. This residue was purified by reverse phase HPLC with gradient elution in acetonitrile / 0.02M ammonium hydroxide (95% to 25% aqueous phase, Ex-Terra) to yield the title product as a white solid. Yield 15mg.

MS APCI (+ve) 399  $[\text{M}+\text{H}]^+$

$^1\text{H NMR } \delta_{(\text{DMSO})}$  7.23-7.33 (2H, m) 7.13-7.19 (1H, m), 6.81 (1H, m), 4.40-4.58 (2H, m), 4.05-4.21 (1H, m), 3.30-3.45 (2H, m), 2.80 (6H, 2s), 1.25 (3H, d).

25 The intermediates for the above compound were prepared as follows:

#### i) **2,4,6-trichloropyrimidine-5-carbaldehyde**

To phosphorus oxychloride (329g) at 0°C was added DMF (44.5g) dropwise to give a slurry. This was stirred at 20°C for 2h and pyrimidine-2,4,6-triol (30g) added in portions. The

-56-

mixture was stirred at room temperature for 2h and then heated at 100°C for 12h. The phosphorus oxychloride was removed *in vacuo* and the residue poured onto ice. The resulting solid was filtered and washed with water (100ml). The solid was extracted with EtOAc (3x200ml). The combined organics were washed with water (200ml), brine (100ml) and dried  
5 (MgSO<sub>4</sub>). The solid was filtered and the solvent evaporated to afford the subtitle compound as a yellow oil. Yield 20.0g.

GC-MS 209 [M<sup>+</sup>].

**ii) 2,4,6-trichloropyrimidine-5-carbonyl chloride**

To the subtitle product of step i) (5.0g) in dichloroethane (25ml) was added aza-*bis*-  
10 isobutyronitrile (25mg) and the mixture heated to 60°C. Sulfuryl chloride (3.67g) was then added and the reaction heated at 75°C for 4h. The same amount of aza-*bis*-isobutyronitrile (4x25mg) and sulfuryl chloride (4x3.36g) was added for 4 days on each day interval. The solvent was evaporated to give a yellow oil which was distilled under reduced pressure to yield the subtitle compound as a yellow oil. Yield 5.8g.

15 GC-MS 245 [M<sup>+</sup>].

**iii) 2,4,6-trichloro-*N,N*-dimethylpyrimidine-5-carboxamide**

To a solution of the subtitle product of step ii) (2.0g) in DCM (20ml) and sodium bicarbonate (1.36g) in water (20ml) at 0°C was added dimethylamine (1.00ml, 40% aqueous) dropwise. The reaction mixture was stirred at room temperature for 2h before DCM (40ml) was added  
20 and the aqueous layer separated. The organic layer was washed with water (20ml), brine (10ml) and dried (MgSO<sub>4</sub>). The solid was filtered and the solvent evaporated to dryness under reduced pressure. The residue was purified by column chromatography (EtOAc / isohexane (1:1)) to yield the subtitle compound as an off white solid. Yield 1.9g

MS APCI (+ve) 255 [M+H]<sup>+</sup>

25 <sup>1</sup>H NMR δ<sub>(CDCl<sub>3</sub>)</sub> 3.18 (3H, s), 2.96 (3H, s).

**iv) 2,4-dichloro-6-[[*(1R)*-1,2-dihydroxyethyl]amino]-*N,N*-dimethylpyrimidine-5-carboxamide**

(*R*)-alaninol (0.46g) in DMF (20ml) was added dropwise to the subtitle product of step iii) (1.60g) at -5°C. To this mixture was added triethylamine (0.63g), the mixture allowed to  
30 come to room temperature and stirred for 1h. To the mixture was added water (60ml) and EtOAc (2x200ml). The organic layer was washed with water (3x50ml), brine (30ml) and dried (MgSO<sub>4</sub>). The solid was filtered and the filtrate evaporated to dryness to give a yellow

-57-

solid. This was chromatographed using EtOAc as eluent to yield the subtitle compound.

Yield 1.07g

MS APCI (+ve) 294 [M+H]<sup>+</sup>

<sup>1</sup>H NMR δ<sub>(CDCl<sub>3</sub>)</sub> 5.90-5.97 (1H, m), 4.31-4.40 (1H, m), 3.73-3.77 (1H, m), 3.57-3.73 (1H, m),  
5 3.13 (3H, s), 3.03 (3H, s), 1.26 (3H, d).

**v) 4-(((1R)-2-[[*tert*-butyl(dimethyl)silyl]oxy]-1-hydroxyethyl)amino]-2,6-dichloro-*N,N*-dimethylpyrimidine-5-carboxamide**

To a solution of the subtitle product of step iv) (0.50g) in DMF (10ml) was added *tert*-butyldimethylsilyl chloride (0.51g) at -10°C in portions. To this mixture was then added  
10 imidazole in portions. The mixture was then stirred at 0°C for 1h and allowed to come to room temperature and stirred for 16h. The mixture was quenched with water and extracted with EtOAc (2x250ml). The combined organics were washed with water (3x20ml) and brine (3x20ml), the organic layer dried (MgSO<sub>4</sub>) and the solid filtered. The filtrate was evaporated to dryness and the residue chromatographed on silica gel eluting with EtOAc / isohexane (1:1)  
15 to yield the subtitle compound as an oil. Yield 1.0g.

MS APCI (+ve) 407 [M+H]<sup>+</sup>

<sup>1</sup>H NMR δ<sub>(CDCl<sub>3</sub>)</sub> 6.00 (1/2H, d), 5.90 (1/2H, d), 4.20-4.40 (1H, m), 3.50-3.61 (2H, m), 3.10 (3H, s), 2.97 (3H, s), 1.22-1.28 (3H, m), 0.89-0.90 (9H, d), 0.01-0.06 (6H, m).

**vi) (3,4-difluorophenyl)methanethiol**

20 Thiourea (5.0g) was added to a solution of 3,4-difluorobenzyl bromide (13.6g) in ethanol (100ml). The mixture was heated at reflux for 3h before removal of the volatiles *in vacuo*. The crude solid was suspended in aqueous sodium hydroxide solution (1.6M, 110ml) and heated at reflux for 3h before allowing to cool to room temperature. The reaction was acidified with concentrated hydrochloric acid and the organics extracted with ether (200ml).  
25 The organic layer was washed with saturated sodium bicarbonate solution (2x50ml), brine (20ml), dried (MgSO<sub>4</sub>), and concentrated *in vacuo* to provide the subtitle product as a colourless oil. Yield 11.1g

<sup>1</sup>H NMR δ<sub>(CDCl<sub>3</sub>)</sub> 7.00-7.11 (3H, m), 3.78 (2H, d), and 1.90 (1H, t)

**vii) 4-(((1R)-2-[[*tert*-butyl(dimethyl)silyl]oxy]-1-hydroxyethyl)amino]-6-chloro-2-[(2,3-difluorobenzyl)thio]-*N,N*-dimethylpyrimidine-5-carboxamide**

30 To the subtitle product of step v) (0.9g) in methanol (10ml) was added the subtitle product of step vi) (0.35g) and triethylamine (0.22g) at 0°C. The mixture was allowed to come to room temperature and stirred there for 2 days. To the reaction mixture was added more 3,4-

-58-

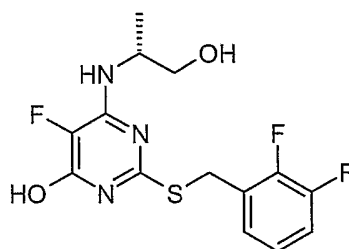
difluorobenzyl thiol (35mg) and triethylamine (22mg). and stirred for 24h. The solvent was evaporated and the residue purified by column chromatography (EtOAc / isoohexane (1:1)) to give the subtitle compound as a solid. Yield 0.45g

MS APCI (+ve) 532 [M+H]<sup>+</sup>

- 5 <sup>1</sup>H NMR δ<sub>(CDCl<sub>3</sub>)</sub> 7.25 (1H, m), 6.95-7.10 (2H, m), 5.81 (1/2H, d), 5.70 (1/2H, d), 4.30-4.40 (2H, dd), 4.15-4.30 (1H, m), 3.50-3.61 (2H, m), 3.10 (3H, s), 2.97 (3H, s), 1.10-1.20 (3H, m), 0.92 (9H, d), 0.01-0.06 (6H, m).

### Example 31

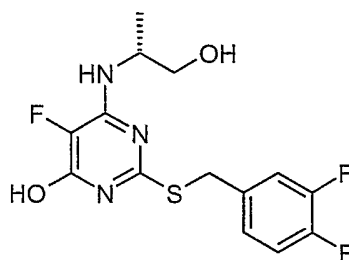
- 10 **2-[(2,3-difluorobenzyl)thio]-5-fluoro-6-[(1R)-2-hydroxy-1-methylethyl]amino}-pyrimidin-4-ol**



- 15 To the subtitle product from Example 9 step i) (0.85g) in methanol (20ml) was added Selectfluor<sup>TM</sup> (1.01g). The mixture was stirred at room temperature for 5 days before the solids were filtered and the solvent removed under reduced pressure. The residue was diluted in EtOAc (10ml) and hydrochloric acid (1M, 20ml) added and stirred at room temperature for 1h. EtOAc (50ml) was added and the organic layer was separated and washed with aqueous
- 20 hydrochloric acid (2x20ml), brine (20ml) and dried (MgSO<sub>4</sub>). The solid was filtered and the solvent evaporated to dryness to give yellow solid which was chromatographed eluting with EtOAc to 2% methanol / EtOAc to yield the subtitle compound as a white solid. Yield 0.12g.
- MS APCI (+ve) 346 [M+H]<sup>+</sup>

- 25 <sup>1</sup>H NMR δ<sub>(DMSO)</sub> 7.31-7.37 (2H, m), 7.13-7.19 (1H, m), 6.68 (1H, br. s), 4.69 (1H, t), 4.39-4.50 (2H, m), 4.08-4.15 (1H, m), 3.31-3.39 (1H, m), 2.29-3.39 (1H, m), 1.07 (3H, d).

-59-

**Example 32****2-[(3,4-difluorobenzyl)thio]-5-fluoro-6-[(1*R*)-2-hydroxy-1-methylethyl]amino}-pyrimidin-4-ol**

5

To the subtitle product of step i) (0.38g) in methanol (10ml) was added Selectfluor<sup>TM</sup> (0.45g). The mixture was stirred at room temperature for 2 days before the solvent was removed under reduced pressure and the residue stripped with methanol (3x100ml). The residue was diluted  
 10 in EtOAc (100ml) and washed with aqueous hydrochloric acid (1M, 20ml), water (2x20ml), brine (20ml) and dried (MgSO<sub>4</sub>). The solid was filtered and solvent evaporated to dryness to give a yellow solid which was chromatographed eluting with EtOAc to 2% methanol / EtOAc to yield the title compound as a white solid. Yield 25mg.

MS APCI (+ve) 346 [M+H]<sup>+</sup>

15 <sup>1</sup>H NMR δ<sub>(DMSO)</sub> 7.45-7.50 (1H, m), 7.35-7.40 (1H, m) 7.27-7.33 (1H, m), 6.65 (1H, br. s), 4.69 (1H, t), 4.29-4.36 (2H, m), 4.08-4.15 (1H, m), 3.40-3.45 (1H, m), 3.32-3.33 (1H, m), 1.07 (3H, d).

Intermediates for this compound were prepared as follows:

**i) 2-[(3,4-difluorobenzyl)thio]-6-[(1*R*)-2-hydroxy-1-methylethyl]amino}pyrimidin-4-ol**

20 To the subtitle product of Example 1 step i) (5.45g) was added ethanol (100ml) and sodium hydroxide (1.30g, 33ml) and stirred for 10min before adding 3,4-difluorobenzyl bromide (6.70g) and stirring for 16h. The solvent was evaporated and the residue diluted in EtOAc (2x200ml) and acidified with aqueous hydrochloric acid until pH <4. The organic layer was washed with brine (40ml) and dried (MgSO<sub>4</sub>). The solid was filtered and the filtrate  
 25 evaporated to dryness. The residue was purified by silica gel chromatography eluting with EtOAc / methanol (5%) to afford the subtitle product as an oil. Yield 0.38g

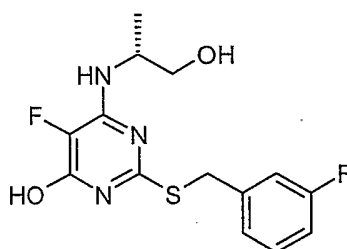
MS APCI (+ve) 328 [M+H]<sup>+</sup>

-60-

$^1\text{H NMR } \delta_{(\text{DMSO})}$  7.48-7.53 (1H, m), 7.30-7.40 (1H, m), 7.27-7.30 (1H, m), 6.77 (1H, br. s), 4.98 (1H, br. s), 4.71 (1H, t), 4.31 (2H, s), 3.40-3.45 (1H, m), 3.25-3.29 (1H, m), 1.07 (3H, d).

**Example 33**

- 5 **2-[(3-fluorobenzyl)thio]-5-fluoro-6-[(1*R*)-2-hydroxy-1-methylethyl]amino}pyrimidin-4-ol**



- 10 To the subtitle product of step i) in methanol (20ml) was added Selectfluor<sup>TM</sup> (0.69g). The mixture was stirred at room temperature for 5 days. The solvent was filtered and the filtrate evaporated to dryness and the residue chromatographed eluting with EtOAc to 5% methanol / EtOAc to yield the title compound as a white solid. Yield 35mg.

MS APCI (+ve) 328 [M+H]<sup>+</sup>

- 15  $^1\text{H NMR } \delta_{(\text{DMSO})}$  7.31-7.37 (1H, m), 7.23-7.26 (2H, m), 7.05-7.10 (1H, m), 6.65 (1H, br. s), 4.69 (1H, t), 4.31-4.40 (2H, m), 4.08-4.15 (1H, m), 3.40-3.50 (1H, m), 3.36-3.40 (1H, m), 1.07 (3H, d).

Intermediates for this compound were prepared as follows:

**i) 2-[(3-fluorobenzyl)thio]-6-[(1*R*)-2-hydroxy-1-methylethyl]amino}pyrimidin-4-ol**

- 20 To the subtitle product of Example 1 step i) (3.12g) was added ethanol (100ml) and sodium hydroxide (20ml, 1M) and stirred for 10 min. To this mixture was added 3-fluorobenzyl bromide (2.83g) and stirred for 16h. The solvent was evaporated and the residue diluted in EtOAc (2x200ml) and acidified with aqueous hydrochloric acid until pH <4. The organic layer was washed with brine (40ml) and dried (MgSO<sub>4</sub>). The solid was filtered and the filtrate
- 25 evaporated to dryness. The residue was purified by silica gel chromatography eluting with EtOAc / methanol (5%) to afford the subtitle product as a yellow oil. Yield 0.50g

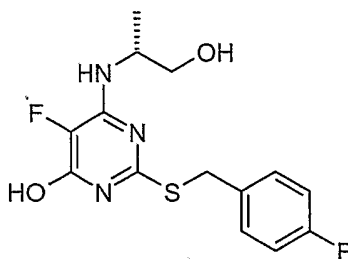
MS APCI (+ve) 310 [M+H]<sup>+</sup>

-61-

$^1\text{H NMR } \delta_{(\text{DMSO})}$  7.32-7.40 (1H, m) 7.25-7.27 (2H, m), 7.04-7.09 (1H, m), 6.77 (1H, br. s), 4.71 (1H, t), 4.30-4.40 (2H, m), 3.20-3.45 (2H, m), 1.07 (3H, d).

**Example 34**

- 5 2-[(4-fluorobenzyl)thio]-5-fluoro-6-[[*(1R)*-2-hydroxy-1-methylethyl]amino]pyrimidin-4-ol



To the subtitle product of step i) (0.55g) in methanol (10ml) was added Selectfluor<sup>TM</sup> (0.25g).

- 10 The mixture was stirred at room temperature for 3 days. The solvent was filtered and the filtrate evaporated to dryness. The resulting material was chromatographed eluting with 5% methanol / EtOAc to yield the title compound as a white solid. Yield 15mg.

MS APCI (+ve) 328 [M+H]<sup>+</sup>

- 15  $^1\text{H NMR } \delta_{(\text{DMSO})}$  7.42-7.46 (2H, m) 7.10-7.20 (2H, m), 6.65 (1H, br. s), 4.69 (1H, t), 4.31-4.40 (2H, m), 4.10-4.20 (1H, m), 3.40-3.50 (1H, m), 3.30-3.40 (1H, m), 1.07 (3H, d).

The intermediate for this compound was prepared as follows.

**i) 2-[(4-fluorobenzyl)thio]-6-[[*(1R)*-2-hydroxy-1-methylethyl]amino]pyrimidin-4-ol**

- To the subtitle product of Example 1 step i) (3.12g) added ethanol (100ml) and sodium hydroxide (0.68g) and stirred for 10 min. To this mixture was added 4-fluorobenzyl bromide  
 20 (2.83g) and stirred for 16h. The solvent was evaporated and the residue diluted in EtOAc (2x200ml) and acidified with aqueous hydrochloric acid until pH <4. The organic layer was washed with brine (40ml) and dried (MgSO<sub>4</sub>). The solid was filtered and the filtrate evaporated to dryness. The residue was chromatographed over silica gel eluting with 5% methanol / EtOAc to afford the subtitle product as a yellow oil. Yield 0.20g

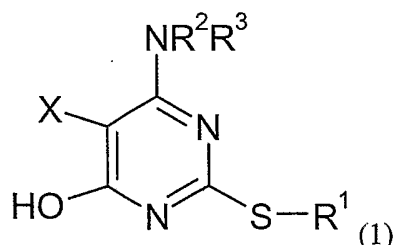
- 25 MS APCI (+ve) 310 [M+H]<sup>+</sup>

$^1\text{H NMR } \delta_{(\text{DMSO})}$  7.43-7.47 (2H, m) 7.10-7.16 (2H, m), 6.77 (1H, br. s), 4.95 (1H, br. s), 4.71 (1H, t), 4.33 (2H, s), 3.24-3.45 (2H, m), 1.09 (3H, d).

-62-

CLAIMS

1. A compound of formula (1), a pharmaceutically acceptable salt, solvate or *in vivo* hydrolysable ester thereof:



wherein R<sup>1</sup> is a group selected from C<sub>3-7</sub>carbocyclyl, C<sub>1-8</sub>alkyl, C<sub>2-6</sub>alkenyl and C<sub>2-6</sub>alkynyl; wherein the group is optionally substituted by 1, 2 or 3 substituents independently selected from fluoro, nitrile, -OR<sup>4</sup>, -NR<sup>5</sup>R<sup>6</sup>, -CONR<sup>5</sup>R<sup>6</sup>, -COOR<sup>7</sup>, -NR<sup>8</sup>COR<sup>9</sup>, -SR<sup>10</sup>, -SO<sub>2</sub>R<sup>10</sup>,  
 10 -SO<sub>2</sub>NR<sup>5</sup>R<sup>6</sup>, -NR<sup>8</sup>SO<sub>2</sub>R<sup>9</sup>, phenyl or heteroaryl; wherein phenyl and heteroaryl are optionally substituted by 1, 2 or 3 substituents independently selected from halo, cyano, nitro, -OR<sup>4</sup>, -NR<sup>5</sup>R<sup>6</sup>, -CONR<sup>5</sup>R<sup>6</sup>, -COOR<sup>7</sup>, -NR<sup>8</sup>COR<sup>9</sup>, -SR<sup>10</sup>, -SO<sub>2</sub>R<sup>10</sup>, -SO<sub>2</sub>NR<sup>5</sup>R<sup>6</sup>, -NR<sup>8</sup>SO<sub>2</sub>R<sup>9</sup>, C<sub>1-6</sub>alkyl and trifluoromethyl;

wherein R<sup>2</sup> is C<sub>3-7</sub>carbocyclyl, optionally substituted by 1, 2 or 3 substituents independently  
 15 selected from:

- (a) fluoro, -OR<sup>4</sup>, -NR<sup>5</sup>R<sup>6</sup>, -CONR<sup>5</sup>R<sup>6</sup>, -COOR<sup>7</sup>, -NR<sup>8</sup>COR<sup>9</sup>, -SR<sup>10</sup>, -SO<sub>2</sub>R<sup>10</sup>, -SO<sub>2</sub>NR<sup>5</sup>R<sup>6</sup>, -NR<sup>8</sup>SO<sub>2</sub>R<sup>9</sup>;
- (b) a 3-8 membered ring optionally containing 1, 2 or 3 atoms selected from O, S, -NR<sup>8</sup> and whereby the ring is optionally substituted by C<sub>1-3</sub>alkyl or fluoro; or
- 20 (c) phenyl or heteroaryl, each of which is optionally substituted by 1, 2 or 3 substituents independently selected from halo, cyano, nitro, -OR<sup>4</sup>, -NR<sup>5</sup>R<sup>6</sup>, -CONR<sup>5</sup>R<sup>6</sup>, -NR<sup>8</sup>COR<sup>9</sup>, -SO<sub>2</sub>NR<sup>5</sup>R<sup>6</sup>, -NR<sup>8</sup>SO<sub>2</sub>R<sup>9</sup>, C<sub>1-6</sub>alkyl and trifluoromethyl;

or R<sup>2</sup> is a group selected from C<sub>1-8</sub>alkyl, C<sub>2-6</sub>alkenyl or C<sub>2-6</sub>alkynyl wherein the group is substituted by 1, 2 or 3 substituents independently selected from hydroxy, amino, C<sub>1-6</sub>alkoxy,  
 25 C<sub>1-6</sub>alkylamino, di(C<sub>1-6</sub>alkyl)amino, *N*-(C<sub>1-6</sub>alkyl)-*N*-(phenyl)amino, *N*-C<sub>1-6</sub>alkylcarbamoyl, *N,N*-(C<sub>1-6</sub>alkyl)<sub>2</sub>carbamoyl, *N*-(C<sub>1-6</sub>alkyl)-*N*-(phenyl)carbamoyl, carboxy, phenoxycarbonyl, -NR<sup>8</sup>COR<sup>9</sup>, -SO<sub>2</sub>R<sup>10</sup>, -SO<sub>2</sub>NR<sup>5</sup>R<sup>6</sup> and -NR<sup>8</sup>SO<sub>2</sub>R<sup>9</sup>;

wherein R<sup>3</sup> is hydrogen or R<sup>2</sup>;

-63-

R<sup>4</sup> is hydrogen or a group selected from C<sub>1-6</sub>alkyl and phenyl, wherein the group is optionally substituted by 1 or 2 substituents independently selected from halo, phenyl, -OR<sup>11</sup> and -NR<sup>12</sup>R<sup>13</sup>;

R<sup>5</sup> and R<sup>6</sup> are independently hydrogen or a group selected from C<sub>1-6</sub>alkyl and phenyl wherein  
 5 the group is optionally substituted by 1, 2 or 3 substituents independently selected from halo, phenyl, -OR<sup>14</sup>, -NR<sup>15</sup>R<sup>16</sup>, -CONR<sup>15</sup>R<sup>16</sup>, -NR<sup>15</sup>COR<sup>16</sup>, -SONR<sup>15</sup>R<sup>16</sup> and NR<sup>15</sup>SO<sub>2</sub>R<sup>16</sup>

or

R<sup>5</sup> and R<sup>6</sup> together with the nitrogen atom to which they are attached form a 4- to  
 7-membered saturated heterocyclic ring system optionally containing a further heteroatom  
 10 selected from oxygen and nitrogen atoms, which ring system may be optionally substituted by 1, 2 or 3 substituents independently selected from phenyl, -OR<sup>14</sup>, -COOR<sup>14</sup>, -NR<sup>15</sup>R<sup>16</sup>, -CONR<sup>15</sup>R<sup>16</sup>, -NR<sup>15</sup>COR<sup>16</sup>, -SONR<sup>15</sup>R<sup>16</sup>, NR<sup>15</sup>SO<sub>2</sub>R<sup>16</sup> or C<sub>1-6</sub>alkyl (optionally substituted by 1 or 2 substituents independently selected from halo, -NR<sup>15</sup>R<sup>16</sup> and -OR<sup>17</sup> groups);

R<sup>10</sup> is hydrogen or a group selected from C<sub>1-6</sub>alkyl or phenyl, wherein the group is optionally  
 15 substituted by 1, 2 or 3 substituents independently selected from halo, phenyl, -OR<sup>17</sup> and -NR<sup>15</sup>R<sup>16</sup>; and

each of R<sup>7</sup>, R<sup>8</sup>, R<sup>9</sup>, R<sup>11</sup>, R<sup>12</sup>, R<sup>13</sup>, R<sup>14</sup>, R<sup>15</sup>, R<sup>16</sup>, R<sup>17</sup> is independently hydrogen, C<sub>1-6</sub>alkyl or phenyl;

X is hydrogen, halo, cyano, nitro, hydroxy, C<sub>1-6</sub>alkoxy (optionally substituted by 1 or 2  
 20 substituents selected from halo, -OR<sup>11</sup> and -NR<sup>12</sup>R<sup>13</sup>), -NR<sup>5</sup>R<sup>6</sup>, -COOR<sup>7</sup>, -CONR<sup>5</sup>R<sup>6</sup>, -NR<sup>8</sup>COR<sup>9</sup>, thio, thiocyno, thioC<sub>1-6</sub>alkyl (optionally substituted by 1 or 2 substituents selected from halo, -OR<sup>17</sup>, -COOR<sup>7</sup>, -NR<sup>15</sup>R<sup>16</sup>, -CONR<sup>5</sup>R<sup>6</sup>), -SO<sub>2</sub>R<sup>10</sup>, -SO<sub>2</sub>NR<sup>5</sup>R<sup>6</sup>, -NR<sup>8</sup>SO<sub>2</sub>R<sup>10</sup> or a group selected from C<sub>3-7</sub>carbocyclyl, C<sub>1-8</sub>alkyl, C<sub>2-6</sub>alkenyl or C<sub>2-6</sub>alkynyl, wherein the group is optionally substituted by 1, 2 or 3 substituents independently selected from halo, -OR<sup>4</sup>, -  
 25 NR<sup>5</sup>R<sup>6</sup>, -CONR<sup>5</sup>R<sup>6</sup>, -COOR<sup>7</sup>, -NR<sup>8</sup>COR<sup>9</sup>, -SR<sup>10</sup>, -SO<sub>2</sub>R<sup>10</sup>, -SO<sub>2</sub>NR<sup>5</sup>R<sup>6</sup> and -NR<sup>8</sup>SO<sub>2</sub>R<sup>9</sup>; or a phenyl, -heteroaryl, -thiophenyl, -thioheteroaryl, aminoheteroaryl, and thioC<sub>1-6</sub>alkylheteroaryl group, all of which may be optionally substituted by 1, 2 or 3 substituents independently selected from halo, cyano, nitro, -OR<sup>4</sup>, -NR<sup>5</sup>R<sup>6</sup>, -CONR<sup>5</sup>R<sup>6</sup>, -COOR<sup>7</sup>, -NR<sup>8</sup>COR<sup>9</sup>, -SR<sup>10</sup>, -SO<sub>2</sub>R<sup>10</sup>, -SO<sub>2</sub>NR<sup>5</sup>R<sup>6</sup>, -NR<sup>8</sup>SO<sub>2</sub>R<sup>9</sup>, C<sub>1</sub>-C<sub>6</sub>alkyl, phenyl, heteroaryl or trifluoromethyl groups;

30

2. A compound according to claim 1 or a pharmaceutically acceptable salt, solvate or *in vivo* hydrolysable ester thereof, wherein R<sup>1</sup> is C<sub>1-8</sub>alkyl optionally substituted by 1, 2 or 3 substituents independently selected from phenyl or heteroaryl, wherein phenyl and heteroaryl

-64-

are optionally substituted by 1, 2 or 3 substituents independently selected from halo, cyano, -OR<sup>4</sup>, -SR<sup>10</sup>, C<sub>1-6</sub>alkyl and trifluoromethyl.

3. A compound according to claim 1 or a pharmaceutically acceptable salt, solvate or *in vivo* hydrolysable ester thereof, wherein R<sup>2</sup> is C<sub>1-8</sub>alkyl substituted by 1, 2 or 3 substituents independently selected from hydroxy, amino, C<sub>1-6</sub>alkoxy, C<sub>1-6</sub>alkylamino, di(C<sub>1-6</sub>alkyl)amino, *N*-(C<sub>1-6</sub>alkyl)-*N*-(phenyl)amino, *N*-C<sub>1-6</sub>alkylcarbonyl, *N,N*-di(C<sub>1-6</sub>alkyl)carbonyl, *N*-(C<sub>1-6</sub>alkyl)-*N*-(phenyl)carbonyl, carboxy, phenoxycarbonyl, -NR<sup>8</sup>COR<sup>9</sup>, -SO<sub>2</sub>R<sup>10</sup>, -SO<sub>2</sub>NR<sup>5</sup>R<sup>6</sup> and -NR<sup>8</sup>SO<sub>2</sub>R<sup>9</sup>; and wherein R<sup>3</sup> is hydrogen;

10

4. A compound according to claim 1 or a pharmaceutically acceptable salt, solvate or *in vivo* hydrolysable ester thereof, wherein R<sup>4</sup>, R<sup>5</sup>, R<sup>6</sup>, R<sup>8</sup>, R<sup>9</sup> and R<sup>10</sup> are independently hydrogen, C<sub>1-4</sub>alkyl or phenyl.

15 5. A compound according to claim 1 or a pharmaceutically acceptable salt, solvate or *in vivo* hydrolysable ester thereof, wherein X is hydrogen, halo, cyano, nitro, hydroxy, thio, thiociano, -CONR<sup>5</sup>R<sup>6</sup>, thioC<sub>1-6</sub>alkyl (optionally substituted by 1 or 2 substituents selected from halo, -OR<sup>17</sup>, -NR<sup>15</sup>R<sup>16</sup>, -CONR<sup>5</sup>R<sup>6</sup>), -NR<sup>8</sup>SO<sub>2</sub>R<sup>10</sup>, C<sub>1-8</sub>alkyl (optionally substituted by 1, 2 or 3 substituents independently selected from halo, -OR<sup>4</sup>, -NR<sup>5</sup>R<sup>6</sup>, -CONR<sup>5</sup>R<sup>6</sup>, -COOR<sup>7</sup>, -NR<sup>8</sup>COR<sup>9</sup>, -SR<sup>10</sup>, -SO<sub>2</sub>R<sup>10</sup>, -SO<sub>2</sub>NR<sup>5</sup>R<sup>6</sup> and -NR<sup>8</sup>SO<sub>2</sub>R<sup>9</sup>), heteroaryl, thioheteroaryl or thioC<sub>1-6</sub>alkylheteroaryl all of which may be optionally substituted by 1, 2 or 3 substituents independently selected from halo, cyano, nitro, -OR<sup>4</sup>, -NR<sup>5</sup>R<sup>6</sup>, -CONR<sup>5</sup>R<sup>6</sup>, -COOR<sup>7</sup>, -NR<sup>8</sup>COR<sup>9</sup>, -SR<sup>10</sup>, -SO<sub>2</sub>R<sup>10</sup>, -SO<sub>2</sub>NR<sup>5</sup>R<sup>6</sup>, -NR<sup>8</sup>SO<sub>2</sub>R<sup>9</sup>, C<sub>1-6</sub>alkyl or trifluoromethyl.

25 6. A compound according to claim 2 or a pharmaceutically acceptable salt, solvate or *in vivo* hydrolysable ester thereof, wherein R<sup>1</sup> is benzyl optionally substituted by 1 or 2 substituents independently selected from fluoro, chloro, bromo, methoxy, methyl and trifluoromethyl

30 7. A compound according to claim 3 or a pharmaceutically acceptable salt, solvate or *in vivo* hydrolysable ester thereof, wherein R<sup>2</sup> is C<sub>1-4</sub>alkyl, substituted by 1, 2 or 3 substituents independently selected from hydroxy, amino, C<sub>1-6</sub>alkoxy, C<sub>1-6</sub>alkylamino, and di(C<sub>1-6</sub>alkyl)amino; and R<sup>3</sup> is hydrogen;

-65-

8. A compound according to claim 4 or a pharmaceutically acceptable salt, solvate or *in vivo* hydrolysable ester thereof, wherein X is hydrogen, fluoro, chloro, bromo, thiocyno, -NR<sup>8</sup>SO<sub>2</sub>R<sup>9</sup> (where R<sup>8</sup> is hydrogen and R<sup>9</sup> is methyl) -thioimidazolyl, -thiotriazolyl, -CONH<sub>2</sub>, -CONMe<sub>2</sub> or cyano.
- 5
9. A compound selected from the group consisting of:
- 2-(Benzylthio)-6-{{(1R)-2-hydroxy-1-methylethyl}amino}-4-pyrimidinol,  
 2-(Benzylthio)-5-chloro-6-{{(1R)-2-hydroxy-1-methylethyl}amino}-4-pyrimidinol,  
 2-[(3-Chlorobenzyl)thio]-6-{{(1R)-2-hydroxy-1-methylethyl}amino}-4-pyrimidinol,  
 10 5-Chloro-2-[(3-chlorobenzyl)thio]-6-{{(1R)-2-hydroxy-1-methylethyl}amino}-4-pyrimidinol,  
 2-[(3-Chlorobenzyl)thio]-4-hydroxy-6-{{(1R)-2-hydroxy-1-methylethyl}amino}-5-pyrimidinyl thiocyanate,  
 N-(2-[(3-Chlorobenzyl)thio]-4-hydroxy-6-{{(1R)-2-hydroxy-1-methylethyl}amino}-5-pyrimidinyl)methanesulfonamide,  
 15 2-[(3-Chlorobenzyl)thio]-5-fluoro-6-{{(1R)-2-hydroxy-1-methylethyl}amino}-4-pyrimidinol,  
 2-[(2,3-difluorobenzyl)thio]-4-hydroxy-6-{{(1S)-2-hydroxy-1-methylethyl}amino}pyrimidine-5-carbonitrile,  
 5-Chloro-2-[[2,3-difluorophenyl)methyl]thio]-6-[[1R)-2-hydroxy-1-methylethyl]amino]-4-pyrimidinol,  
 20 2-[[2,3-Difluorophenyl)methyl]thio]-6-[[1R)-2-hydroxy-1-methylethyl]amino]-5-iodo-4-pyrimidinol,  
 2-[[2,3-Difluorophenyl)methyl]thio]-6-[[1R)-2-hydroxy-1-methylethyl]amino]-5-nitro-4-pyrimidinol,  
 2-[[3-Chlorophenyl)methyl]thio]-6-[[1R)-2-hydroxy-1-methylethyl]amino]-5-(1,3,4-  
 25 thiadiazol-2-ylthio)-4-pyrimidinol,  
 2-[[2,3-Difluorophenyl)methyl]thio]-6-[[1R)-2-hydroxy-1-methylethyl]amino]-5-(1*H*-imidazol-2-ylthio)-4-pyrimidinol,  
 2-[[2,3-Difluorophenyl)methyl]thio]-5-[[2-(dimethylamino)ethyl]thio]-6-[[1R)-2-hydroxy-1-methylethyl]amino]-4-pyrimidinol,  
 30 1-[2-[[2,3-Difluorophenyl)methyl]thio]-4-hydroxy-6-[[1R)-2-hydroxy-1-methylethyl]amino]-5-pyrimidinyl]-4(1*H*)-pyridinethione,  
 2-[[2,3-Difluorophenyl)methyl]thio]-6-[[1R)-2-hydroxy-1-methylethyl]amino]-5-(4-pyridinylthio)-4-pyrimidinol,

-66-

- 2-[[2,3-Difluorophenyl)methyl]thio]-6-[[1*R*]-2-hydroxy-1-methylethyl]amino]-5-(1*H*-1,2,4-triazol-3-ylthio)- 4-pyrimidinol,
- 2-[[2,3-Difluorophenyl)methyl]thio]-6-[[1*R*]-2-hydroxy-1-methylethyl]amino]-5-[(4-methyl-4*H*-1,2,4-triazol-3-yl)thio]- 4-pyrimidinol,
- 5 5-[(5-Amino-4*H*-1,2,4-triazol-3-yl)thio]-2-[[2,3-difluorophenyl)methyl]thio]-6-[[1*R*]-2-hydroxy-1-methylethyl]amino]- 4-pyrimidinol,
- 2-[[2,3-Difluorophenyl)methyl]thio]-6-[[1*R*]-2-hydroxy-1-methylethyl]amino]-5-[[5-(4-pyridinyl)-1,3,4-oxadiazol-2-yl]thio]- 4-pyrimidinol,
- Ethyl[[2-[[2,3-difluorophenyl)methyl]thio]-4-hydroxy-6-[[1*R*]-2-hydroxy-1-
- 10 methylethyl]amino]-5-pyrimidinyl]thio]- AcOH,
- 2-[[2-[[2,3-Difluorophenyl)methyl]thio]-4-hydroxy-6-[[1*R*]-2-hydroxy-1-methylethyl]amino]-5-pyrimidinyl]thio]-*N*-methyl- acetamide,
- 2-[[2-[[2,3-Difluorophenyl)methyl]thio]-4-hydroxy-6-[[1*R*]-2-hydroxy-1-methylethyl]amino]-5-pyrimidinyl]thio]-*N*-[2-(dimethylamino)ethyl]- acetamide,
- 15 1-[[2-[[2,3-Difluorophenyl)methyl]thio]-4-hydroxy-6-[[1*R*]-2-hydroxy-1-methylethyl]amino]-5-pyrimidinyl]thio]acetyl]-piperazine,
- 2-[[2,3-Difluorophenyl)methyl]thio]-6-[[1*R*]-2-hydroxy-1-methylethyl]amino]-5-[(4-methyl-2-oxazolyl)thio]- 4-pyrimidinol,
- 2-[[2,3-Difluorophenyl)methyl]thio]-6-[[1*R*]-2-hydroxy-1-methylethyl]amino]-5-[(1,2,4-
- 20 oxadiazol-3-ylmethyl)thio]- 4-pyrimidinol,
- 2-[(2,3-difluorobenzyl)thio]-4-[[1*R*]-1,2-dihydroxyethyl]amino}-6-hydroxypyrimidine-5-carboxamide,
- 2-[(2,3-difluorobenzyl)thio]-6-[[1*R*]-2-hydroxy-1-methylethyl]amino}-5-(5-methyl-1,2,4-oxadiazol-3-yl)pyrimidin-4-ol,
- 25 2-[(2,3-difluorobenzyl)thio]-6-[[1*R*]-2-hydroxy-1-methylethyl]amino}-5-(1,3-oxazol-5-yl)pyrimidin-4-ol,
- 2-[(2,3-difluorobenzyl)thio]-4-[[1*R*]-1,2-dihydroxyethyl]amino}-6-hydroxy-*N,N*-dimethylpyrimidine-5-carboxamide,
- 2-[(2,3-difluorobenzyl)thio]-5-fluoro-6-[[1*R*]-2-hydroxy-1-methylethyl]amino}-pyrimidin-4-
- 30 ol,
- 2-[(3,4-difluorobenzyl)thio]-5-fluoro-6-[[1*R*]-2-hydroxy-1-methylethyl]amino}-pyrimidin-4-ol,

-67-

2-[(3-fluorobenzyl)thio]-5-fluoro-6-{[(1*R*)-2-hydroxy-1-methylethyl]amino}pyrimidin-4-ol,  
or

2-[(4-fluorobenzyl)thio]-5-fluoro-6-{[(1*R*)-2-hydroxy-1-methylethyl]amino}pyrimidin-4-ol  
and a pharmaceutically acceptable salt, solvate or *in vivo* hydrolysable ester thereof.

5

10. A compound, pharmaceutically acceptable salt, solvate, or *in vivo* hydrolysable ester thereof according to any one of claims 1 to 9 for use as a medicament.

11. A compound, pharmaceutically acceptable salt, solvate, or *in vivo* hydrolysable ester  
10 thereof according to any one of claims 1 to 9 for use as a medicament for the treatment of asthma, allergic rhinitis, COPD, inflammatory bowel disease, osteoarthritis, osteoporosis, rheumatoid arthritis, or psoriasis.

12. A compound, pharmaceutically acceptable salt, solvate, or *in vivo* hydrolysable ester  
15 thereof according to any one of claims 1 to 9 for use as a medicament for the treatment of cancer.

13. A compound, pharmaceutically acceptable salt, solvate, or *in vivo* hydrolysable ester thereof according to any one of claims 1 to 9 for use as a medicament for the treatment of  
20 COPD.

14. The use of a compound, pharmaceutically acceptable salt, solvate, or *in vivo* hydrolysable ester thereof according to any one of claims 1 to 9 in the manufacture of a medicament for the treatment of human diseases or conditions in which modulation of  
25 chemokine receptor activity is beneficial.

15. The use of a compound, pharmaceutically acceptable salt, solvate, or *in vivo* hydrolysable ester thereof according to any one of claims 1 to 9 in the manufacture of a medicament for the treatment of asthma, allergic rhinitis, COPD, inflammatory bowel  
30 disease, osteoarthritis, osteoporosis, rheumatoid arthritis, or psoriasis.

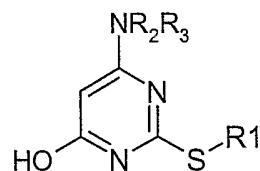
-68-

16. The use of a compound, pharmaceutically acceptable salt, solvate, or in vivo hydrolysable ester thereof according to any one of claims 1 to 9 in the manufacture of a medicament for the treatment of cancer

17. A pharmaceutical composition comprising a compound, pharmaceutically acceptable salt, solvate, or in vivo hydrolysable ester thereof according to any one of claims 1 to 9; and a pharmaceutically-acceptable diluent or carrier.

18. A process for the preparation of a compound of formula (1) as defined above which comprises

(a) treating a compound of formula (2):



(2)

wherein  $R^1$ ,  $R^2$  and  $R^3$  are as defined in formula (1), with suitable electrophiles.

and optionally thereafter (i), (ii), (iii), (iv) or (v) in any order:

i) removing any protecting groups;

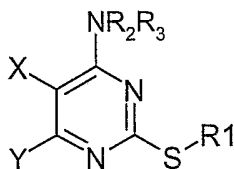
ii) converting the compound of formula (1) into a further compound of formula (1),

iii) forming a salt;

(iv) forming a prodrug

(v) forming an in vivo hydrolysable ester; or

(b), where X is 1,3-oxazol-5-yl by treating a compound of formula (4):



(4)

25

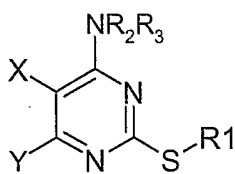
wherein  $R^1$ ,  $R^2$  and  $R^3$  are as defined in formula (1), X is  $-CHO$  and Y is protected hydroxy by treatment with *p*-toluenesulfonylmethyl isocyanide and potassium hydroxide in refluxing methanol.

-69-

and optionally thereafter (i), (ii), (iii), (iv) or (v) in any order:

- i) removing any protecting groups;
  - ii) converting the compound of formula (1) into a further compound of formula (1),
  - iii) forming a salt;
- 5 (iv) forming a prodrug,
- v) forming an *in vivo* hydrolysable ester; or

(c) where X is CN by treating a compound of formula (4):



10

(4)

wherein R<sup>1</sup>, R<sup>2</sup> and R<sup>3</sup> are as defined in formula (1), X is CN and Y is halogen by treatment with potassium *tert*-butoxide in refluxing aqueous toluene.

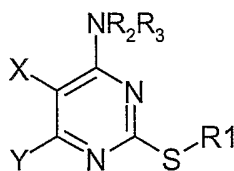
and optionally thereafter (i), (ii), (iii), (iv) or (v) in any order:

- 15 i) removing any protecting groups,
- ii) converting the compound of formula (1) into a further compound of formula (1),
- iii) forming a salt;
- (iv) forming a prodrug,
- v) forming an *in vivo* hydrolysable ester; or

20

(d) where X is -CONR<sup>5</sup>R<sup>6</sup> by;

c) treating a compound of formula (4):



(4)

25

wherein R<sup>1</sup>, R<sup>2</sup> and R<sup>3</sup> are as defined in formula (1), X is -CONR<sup>5</sup>R<sup>6</sup> and Y is halogen with a suitable base.

and optionally thereafter (i), (ii), (iii), (iv) or (v) in any order:

-70-

- i) removing any protecting groups;
  - ii) converting the compound of formula (1) into a further compound of formula (1),
  - iii) forming a salt;
  - (iv) forming a prodrug,
- 5 v) forming an *in vivo* hydrolysable ester.

19. A combination therapy which comprises administering a compound of formula (1) or a pharmaceutically acceptable salt, solvate or *in vivo* hydrolysable ester thereof, or a pharmaceutical composition or formulation comprising a compound of formula (1),  
10 concurrently or sequentially with other therapy and/or another pharmaceutical agent.

20. A combination therapy as claimed in claim 19 for the treatment of asthma, allergic rhinitis, COPD, inflammatory bowel disease, irritable bowel syndrome, osteoarthritis, osteoporosis, rheumatoid arthritis, or psoriasis.

15

21. A combination therapy as claimed in claim 19 for the treatment of cancer.

22. A pharmaceutical composition which comprises a compound of formula (1) or a pharmaceutically acceptable salt, solvate or *in vivo* hydrolysable ester thereof, in conjunction  
20 with another pharmaceutical agent.

23. A pharmaceutical composition as claimed in claim 22 for the treatment of asthma, allergic rhinitis, COPD, inflammatory bowel disease, irritable bowel syndrome, osteoarthritis, osteoporosis, rheumatoid arthritis, or psoriasis.

25

24. A pharmaceutical composition as claimed in claim 22 for the treatment of cancer.

# INTERNATIONAL SEARCH REPORT

International	Classification No
PCT/GB 03/03632	

**A. CLASSIFICATION OF SUBJECT MATTER**

IPC 7	C07D239/56	C07D239/60	C07D417/12	C07D403/12	C07D401/04
	C07D401/12	C07D413/14	C07D413/12	C07D413/04	A61K31/513
	A61P37/08	A61P37/06	A61P19/02	A61P9/10	A61P19/10

According to International Patent Classification (IPC) or to both national classification and IPC

**B. FIELDS SEARCHED**

Minimum documentation searched (classification system followed by classification symbols)

IPC 7 C07D A61K

Documentation searched other than minimum documentation to the extent that such documents are included in the fields searched

Electronic data base consulted during the international search (name of data base and, where practical, search terms used)

CHEM ABS Data, EPO-Internal, WPI Data, PAJ

**C. DOCUMENTS CONSIDERED TO BE RELEVANT**

Category °	Citation of document, with indication, where appropriate, of the relevant passages	Relevant to claim No.
X	WO 00 076980 A (YAMANOUCI PHARMACEUTICAL CO., LTD., JAPAN) 21 December 2000 (2000-12-21) claims; examples	1-10, 17-24
X	COBO, JUSTO ET AL: "Reactivity of 6-aminopyrimidin-4-(3H)-ones towards dimethyl acetylenedicarboxylate (DMAD). Tandem Diels-Alder/retro Diels-Alder (DA/RDA) reaction in the synthesis of 2-aminopyridines" TETRAHEDRON (1994), 50(34), 10345-58 , XP001155939 see compound 10d page 10348	1-9

Further documents are listed in the continuation of box C.

Patent family members are listed in annex.

° Special categories of cited documents :

- \*A\* document defining the general state of the art which is not considered to be of particular relevance
- \*E\* earlier document but published on or after the international filing date
- \*L\* document which may throw doubts on priority claim(s) or which is cited to establish the publication date of another citation or other special reason (as specified)
- \*O\* document referring to an oral disclosure, use, exhibition or other means
- \*P\* document published prior to the international filing date but later than the priority date claimed

- \*T\* later document published after the international filing date or priority date and not in conflict with the application but cited to understand the principle or theory underlying the invention
- \*X\* document of particular relevance; the claimed invention cannot be considered novel or cannot be considered to involve an inventive step when the document is taken alone
- \*Y\* document of particular relevance; the claimed invention cannot be considered to involve an inventive step when the document is combined with one or more other such documents, such combination being obvious to a person skilled in the art.
- \*Z\* document member of the same patent family

Date of the actual completion of the international search

29 October 2003

Date of mailing of the international search report

13/11/2003

Name and mailing address of the ISA

European Patent Office, P.B. 5818 Patentlaan 2  
NL - 2280 HV Rijswijk  
Tel. (+31-70) 340-2040, Tx. 31 651 epo nl,  
Fax: (+31-70) 340-3016

Authorized officer

Schmid, J-C

## INTERNATIONAL SEARCH REPORT

Internatio

tion No

PCT/GB 03/03632

## C.(Continuation) DOCUMENTS CONSIDERED TO BE RELEVANT

Category °	Citation of document, with indication, where appropriate, of the relevant passages	Relevant to claim No.
X	JP 03 197467 A (NIPPON KAYAKU CO., LTD., JAPAN) 28 August 1991 (1991-08-28) page 22; claims; examples 1,3-6,9 ---	1-9
X	HUEBSCH, WALTER ET AL: "Pteridines. Part LXXXVII. Synthesis and properties of 8-substituted 2-thiolumazines" HELVETICA CHIMICA ACTA (1988), 71(6), 1379-91 , XP009019920 see compounds 5,6,25,26 page 1380 ---	1-9
X	JP 61 118372 A (NIPPON MECTRON CO., LTD., JAPAN) 5 June 1986 (1986-06-05) the whole document ---	1-10
X	NOGIMORI, T. ET AL: "Synthesis of 6-anilino-2-thiouracils and their inhibition of human placenta iodothyronine deiodinase" JOURNAL OF MEDICINAL CHEMISTRY (1985), 28(11), 1692-4 , XP001155943 see compounds (8),(9) page 1694, left-hand column ---	1-9
X	US 3 673 184 A (MINAMI, SHINSAKU ET AL) 27 June 1972 (1972-06-27) column 7 -column 8; example 4; table II see formula III column 4, line 15 ---	1-9
X	NOELL, C. WAYNE ET AL: "Aromaticity in heterocyclic systems. II. The application of n.m.r. in a study of the synthesis and structure of certain imidazo'1,2-c!pyrimidines and related pyrrolo'2,3-d!pyrimidines" JOURNAL OF HETEROCYCLIC CHEMISTRY (1964), 1(1), 34-41 , XP009019960 see compounds IVa page 36 ---	1-9
X	ZAMBELI, NEVENKA ET AL: "Acetylation of some 2-(alkyl)thio-4-amino-6-hydroxy-pyrimidines" ACTA PHARMACEUTICA JUGOSLAVICA (1971), 21(2), 91-6 , XP001154717 page 92; examples VI-VIII; table 1 ---	1-9
	-/--	

## INTERNATIONAL SEARCH REPORT

Internatio	lication No
PCT/GB	03/03632

## C.(Continuation) DOCUMENTS CONSIDERED TO BE RELEVANT

Category °	Citation of document, with indication, where appropriate, of the relevant passages	Relevant to claim No.
X	RODRIGUEZ, M. ET AL: "Aminopyrimidines and derivatives. 20. The acetylation of 5-amino-4-glycosylamino pyrimidines" NUCLEOSIDES & NUCLEOTIDES (1987), 6(5), 887-99 , XP009019938 see compounds 8,9 page 889	1-9
P,X	VINKERS, H. MAARTEN ET AL: "SYNOPSIS: SYNthesize and Optimize System in Silico" JOURNAL OF MEDICINAL CHEMISTRY (2003), 46(13), 2765-2773 , XP002259660 see compound 20 page 2771	1-10
A	WO 01 58902 A (BONNERT ROGER ;HUNT FRASER (GB); WILLIS PAUL (GB); CAGE PETER (GB)) 16 August 2001 (2001-08-16) the whole document	1-17
A	WO 00 09511 A (ASTRA PHARMA PROD ;KINCHIN ELIZABETH (GB); AUSTIN RUPERT (GB); BAX) 24 February 2000 (2000-02-24) the whole document	1-17

# INTERNATIONAL SEARCH REPORT

Information on patent family members

Internatio	lication No
PCT/GB	03/03632

Patent document cited in search report	A	Publication date	Patent family member(s)	Publication date
WO 00076980	A	21-12-2000	AU 5108000 A WO 0076980 A1	02-01-2001 21-12-2000
JP 3197467	A	28-08-1991	NONE	
JP 61118372	A	05-06-1986	JP 1818502 C JP 5028708 B	27-01-1994 27-04-1993
US 3673184	A	27-06-1972	NONE	
WO 0158902	A	16-08-2001	GB 2359078 A AU 3070401 A EP 1265899 A1 JP 2003522189 T WO 0158902 A1 US 2003040523 A1	15-08-2001 20-08-2001 18-12-2002 22-07-2003 16-08-2001 27-02-2003
WO 0009511	A	24-02-2000	AT 231872 T AU 5662599 A CA 2338600 A1 DE 69905170 D1 DK 1104425 T3 EP 1104425 A1 ES 2190246 T3 JP 2002522544 T NZ 509457 A WO 0009511 A1	15-02-2003 06-03-2000 24-02-2000 06-03-2003 23-06-2003 06-06-2001 16-07-2003 23-07-2002 26-07-2002 24-02-2000