



US00D437091S

(12) **United States Design Patent**
Lang et al.

(10) **Patent No.:** **US D437,091 S**

(45) **Date of Patent:** **** Jan. 30, 2001**

(54) **FLOSSER TIP CARTRIDGE COVER**

(75) **Inventors:** **Kenneth J. Lang**, Loveland; **William B. Stephens**, Boulder, both of CO (US)

(73) **Assignee:** **Water Pik, Inc.**, Newport Beach, CA (US)

(**) **Term:** **14 Years**

(21) **Appl. No.:** **29/115,994**

(22) **Filed:** **Dec. 21, 1999**

(51) **LOC (7) Cl.** **28-03**

(52) **U.S. Cl.** **D28/66**

(58) **Field of Search** D28/65, 66, 67, D28/68; 132/321, 322, 323, 324, 325, 326, 327, 328, 329; D24/147, 152; D4/108, 120; 206/63.5; 225/6, 34, 37, 38, 39, 42, 49, 50, 51, 53, 77, 80, 81, 82, 90

(56) **References Cited**

U.S. PATENT DOCUMENTS

- D. 234,518 * 3/1975 Gerlich D28/68
- D. 381,468 * 7/1997 Dolan et al. D28/66

- D. 413,694 * 9/1999 Bennett D28/66
- 2,450,635 * 10/1948 Dombenski 132/325
- 3,289,681 * 12/1966 Chambers 132/326
- 3,311,116 * 3/1967 Foster 132/326
- 5,246,022 * 9/1993 Israel et al. 206/63.5

* cited by examiner

Primary Examiner—Paula A. Mortimer

(74) *Attorney, Agent, or Firm*—Dorsey & Whitney LLP

(57) **CLAIM**

The ornamental design for a flosser tip cartridge cover, as shown and described.

DESCRIPTION

FIG. 1 is an isometric view of a flosser tip cartridge cover showing our new design.

FIG. 2 is a top plan view thereof.


FIG. 3 is a front elevation view thereof.

FIG. 4 is a left side elevation view thereof, the right side being a mirror image thereof.

FIG. 5 is a rear elevation view thereof; and,

FIG. 6 is a bottom elevation view thereof.

1 Claim, 2 Drawing Sheets






Fig. 1

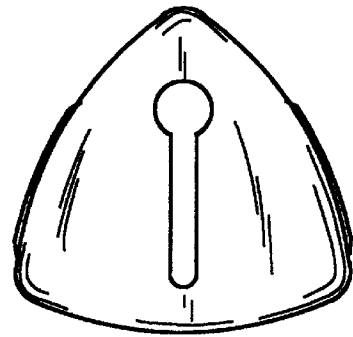


Fig. 2




Fig. 3




Fig. 4




Fig. 5




Fig. 6