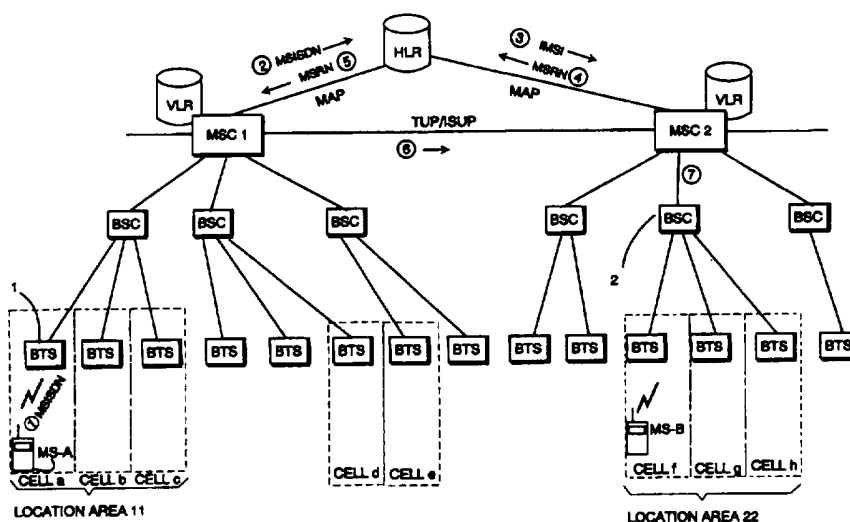




## INTERNATIONAL APPLICATION PUBLISHED UNDER THE PATENT COOPERATION TREATY (PCT)

<b>(51) International Patent Classification <sup>6</sup> :</b> <b>H04Q 7/22</b>	<b>A1</b>	<b>(11) International Publication Number:</b> <b>WO 96/20570</b> <b>(43) International Publication Date:</b> 4 July 1996 (04.07.96)
<b>(21) International Application Number:</b> PCT/FI95/00692 <b>(22) International Filing Date:</b> 20 December 1995 (20.12.95) <b>(30) Priority Data:</b> 946091 23 December 1994 (23.12.94) FI <b>(71) Applicant (for all designated States except US):</b> NOKIA TELECOMMUNICATIONS OY [FI/FI]; Mäkkylän puistotie 1, FIN-02600 Espoo (FI). <b>(72) Inventors; and</b> <b>(75) Inventors/Applicants (for US only):</b> JANHONEN, Risto [FI/FI]; Brontie 2 as. 17, FIN-02400 Kirkkonummi (FI). TUOHINO, Markku [FI/FI]; Koivusyrjä 25 F, FIN-02130 Espoo (FI). OJALA, Erkki [FI/FI]; Vanha Turuntie 2, FIN-02880 Veikkola (FI). <b>(74) Agent:</b> OY KOLSTER AB; Iso Roobertinkatu 23, P.O. Box 148, FIN-00121 Helsinki (FI).		<b>(81) Designated States:</b> AL, AM, AT, AU, BB, BG, BR, BY, CA, CH, CN, CZ, DE, DK, EE, ES, FI, GB, GE, HU, IS, JP, KE, KG, KP, KR, KZ, LK, LR, LS, LT, LU, LV, MD, MG, MK, MN, MW, MX, NO, NZ, PL, PT, RO, RU, SD, SE, SG, SI, SK, TJ, TM, TT, UA, UG, US, UZ, VN, European patent (AT, BE, CH, DE, DK, ES, FR, GB, GR, IE, IT, LU, MC, NL, PT, SE), OAPI patent (BF, BJ, CF, CG, CI, CM, GA, GN, ML, MR, NE, SN, TD, TG), ARIPO patent (KE, LS, MW, SD, SZ, UG).  <b>Published</b> <i>With international search report. Before the expiration of the time limit for amending the claims and to be republished in the event of the receipt of amendments.</i>

(54) Title: A METHOD FOR IMPROVING CHARGING CRITERIA IN A MOBILE TELEPHONE NETWORK



## (57) Abstract

Charging criteria in a mobile telephone network may be improved in such a way that one cell or a group of several cells of the mobile telephone network is chosen as a group of special cells. The cells of the group may be situated within different MSC areas. Upon establishing a call it is analysed whether the location cell of the calling subscriber and/or the location cell of the called subscriber belong to the group of special cells. When the location cell of the calling subscriber and that of the called subscriber are situated within separate MSC areas, information on the location cell of the called subscriber will be transmitted to the MSC of the calling subscriber before connecting a call. In accordance with a preferred embodiment, a subscriber group consisting of subscriber numbers is determined. Thus, various call tariffs may be applied on the basis of the fact whether the subscribers belong to the group of special cells, and/or whether the subscriber numbers belong to the subscriber group.

**FOR THE PURPOSES OF INFORMATION ONLY**

Codes used to identify States party to the PCT on the front pages of pamphlets publishing international applications under the PCT.

AM	Armenia	GB	United Kingdom	MW	Malawi
AT	Austria	GE	Georgia	MX	Mexico
AU	Australia	GN	Guinea	NE	Niger
BB	Barbados	GR	Greece	NL	Netherlands
BE	Belgium	HU	Hungary	NO	Norway
BF	Burkina Faso	IE	Ireland	NZ	New Zealand
BG	Bulgaria	IT	Italy	PL	Poland
BJ	Benin	JP	Japan	PT	Portugal
BR	Brazil	KE	Kenya	RO	Romania
BY	Belarus	KG	Kyrgyzstan	RU	Russian Federation
CA	Canada	KP	Democratic People's Republic of Korea	SD	Sudan
CF	Central African Republic	KR	Republic of Korea	SE	Sweden
CG	Congo	KZ	Kazakhstan	SG	Singapore
CH	Switzerland	LI	Liechtenstein	SI	Slovenia
CI	Côte d'Ivoire	LK	Sri Lanka	SK	Slovakia
CM	Cameroon	LR	Liberia	SN	Senegal
CN	China	LT	Lithuania	SZ	Swaziland
CS	Czechoslovakia	LU	Luxembourg	TD	Chad
CZ	Czech Republic	LV	Latvia	TG	Togo
DE	Germany	MC	Monaco	TJ	Tajikistan
DK	Denmark	MD	Republic of Moldova	TT	Trinidad and Tobago
EE	Estonia	MG	Madagascar	UA	Ukraine
ES	Spain	ML	Mali	UG	Uganda
FI	Finland	MN	Mongolia	US	United States of America
FR	France	MR	Mauritania	UZ	Uzbekistan
GA	Gabon			VN	Viet Nam

A method for improving charging criteria in a mobile telephone network

5 This invention relates to charging criteria used in a mobile telephone network for determining a price for a call between two subscribers.

10 In a fixed telephone network, a calling subscriber is aware of the charging criteria for the call already upon dialling the number of a subscriber B, as charging depends on whether it is a question of a local call, a long-distance call or an international call. In PBX exchanges (Private Branch Exchange) connected to a fixed telephone network, or in PABX networks internal calls are free of charge. In cordless PBX's, part of the  
15 subscriber lines are replaced with a radio connection. In cordless PBX's, there are both fixed and cordless extensions. Cordless PBX's thus allow the users of cordless telephones mobility, which depends on the coverage area of cordless base stations. A coverage area  
20 typically covers the indoor premises of an office building.

In mobile telephone networks, which enable a high degree of mobility, the charging criteria used in a fixed network cannot be used as such owing to the  
25 structure and the mode of operation of the network. In the following, the structure and the operation of a mobile telephone network will be illustrated by means of a prior art GSM mobile telephone network shown in Figure 1. Communication between a mobile station MS  
30 located within a cell, and the network takes place over the radio path via a base transceiver station (BTS). Base transceiver stations are connected to a base station controller (BSC), whose tasks include e.g. management of radio channels, as well as changeover procedures. One base station controller BSC thus controls a  
35

number of base stations BTS. The location of a mobile station is known with the accuracy of a so-called location area (LA) composed of a few cells. A mobile station may move within the location area without a need to update the location information related to it. A plurality of base station controllers are connected to one mobile switching centre MSC, which performs the main switching functions of the mobile telephone network. The area of the cells controlled by the mobile switching centre is termed as an MSC area, and all the calls originating or terminating within this area are switched via this MSC. Furthermore, the MSC connects the mobile telephone network to external networks.

The mobile telephone network also contains data bases of different kinds. In a Home Location Register (HLR), subscriber data is permanently stored regardless of the current location of the subscriber. The HLR contains the MSISDN number of the subscriber, the International Mobile Subscriber Identity code IMSI to be used inside the network, the subscriber service data, and routing information on a Visitor Location Register VLR. The Visitor Location Register VLR is integrated to all present MSC's, and it is used for recording the subscriber data obtained from the HLR for the duration of the visit of the subscriber to the area of the VLR. The VLR contains the subscriber's IMSI, MSISDN, subscriber service data, and the location area identification LAI that has been used by the subscriber for updating the location information. The location of the subscriber is thus known with the accuracy of a location area.

In the following, call establishment in a mobile telephone network will be disclosed for understanding the charging criteria: When a subscriber switches on his mobile station MS e.g. in cell A (Figure 1), it signals an updating request to a base station,

which request is directed to a mobile switching centre MSC1, and further to a visitor location register VLR. The request searches an IMSI from a home location register HLR. Thereafter, once it has been made sure in the signalling between the VLR and the mobile station that the IMSI is correct, the VLR sends an update request to the HLR, which will send the subscriber data to the VLR. Now the location of the subscriber is updated, i.e. the HLR knows the address of the VLR, and the VLR knows in which location area LAI the subscriber is located.

When a subscriber A calls a subscriber B located in a location area 22 of a second mobile switching centre MSC2, he dials the MSISDN number of subscriber B into his mobile station. Signalling phases taking place after this are indicated with ringed numbers in Figure 1, followed by the number to be switched in the phase in question. Indication MAP, TUP/ISUP represents the protocol to be used in the signalling in question. Next, mobile station MS-A sends base station 1 a message containing the dialled number, phase 1. When MSC1 receives the message, it analyses it and checks whether the request may be accepted. As a part of the check, the subscriber data of subscriber A is searched from the VLR of the MSC1, said data being recorded in connection of the above-mentioned location updating. If the request is accepted, MSC1 will send an interrogation message to the HLR, said message containing the MSISDN number of the mobile station of subscriber B, phase 2. On the basis of this number, the HLR searches the data on subscriber B, the data containing the address of the current VLR of subscriber B. Next the HLR asks the VLR to provide a roaming number by sending information IMSI to it, phase 3, whereafter the VLR sends the roaming number MSRN to the HLR, phase 4. The roaming number MSRN is sent from the HLR to MSC1, phase 5. Thereafter, it

is possible to route the call from MSC1 to MSC2 on the basis of the roaming number MSRN received from the VLR, phase 6. The mobile switching centre MSC2 of subscriber B asks the VLR incorporated into it for the subscriber data on subscriber B. The subscriber data indicates the location area LAI of subscriber B, so that MSC2 is able to send a paging message via the base station controller 2 in question (phase 7) to cells f, g, and h in the location area. Once the mobile station MS-B of subscriber B has answered the paging, a call will be established all the way to subscriber B. It must be noted that only after the mobile station of subscriber B has answered the paging message, mobile switching centre MSC2 knows the location of subscriber 2 on the accuracy of one cell.

In the mobile telephone network described above, all the cells are of an equal value as far as the price of the call is concerned. In mobile telephone networks, the price of a call is based on whether it is a question of a call between a mobile station and a terminal equipment of a fixed network, or a mobile-to-mobile call. Owing to the mobility of mobile stations, the main criterion for charging is to charge subscriber A for the connection between him and the home network of subscriber B, and to charge subscriber B for the connection between his current location and his home network. This is considered fair as in accordance with the call establishment described above, neither the calling subscriber nor the first mobile switching centre knows the location of subscriber B, i.e. in which cell subscriber B is located when the call establishment is started.

For increasing the flexibility of the charging criteria, it is possible to set a special charging parameter, which will make it possible to apply a lower

tariff to the calls made from the number related to the parameters during off-peak times, and correspondingly, a higher tariff than normally during the peak times. This parameter will make the charging criterion time-dependent, but, in other respects, the charging will follow the above-mentioned principles.

When the charging criterion of mobile telephone networks described above are compared with those of the fixed network, a few problems arise. Since all the cells are equal from the point of view of the mobile telephone network, no other charging criteria may be offered to different groups of users but the flexibility based on the time of the day. The distance between the calling and the called subscriber, or the location of the called subscriber cannot be taken into account in real time when determining the charging criteria. Special charging criteria are not available for certain intra-cell calls or for certain inter-cell calls.

An object of this invention is to provide a method for improving the charging criteria, and to solve the above-mentioned problems. The object is achieved in accordance with the method claimed in claim 1.

In the method of the invention, one cell or a group consisting of several cells is chosen as a group of special cells. Upon establishing a call, the MSC of the calling subscriber analyses whether the location cell of the calling subscriber and/or that of the called subscriber are members of the group of special cells. If that is the case, the charging criteria determined for the group will be applied. In addition, private branch exchanges (PBX) may also be connected to a mobile switching centre. PBX subscribers may be taken into account for the digit analysis of the MSC e.g. by determining a separate numbering block for PBX subscribers in the numbering space of the MSC.

In accordance with a preferred embodiment, when the location cell of the calling subscriber and that of the called subscriber are not situated within the area of the same MSC, the information on the location cell of the called subscriber will be transmitted to the MSC of the calling subscriber.

In accordance with a preferred embodiment, such a group of subscribers is also defined, which consists of subscriber numbers between which calls are charged on the basis of the special criteria, taking into account the number and the location cell of the calling subscriber and/or the called subscriber.

In the following, the invention will be disclosed in greater detail with reference to the attached drawings, in which

Figure 1 shows the structure of a prior art mobile telephone network, and

Figure 2 shows a signalling message in accordance with the ISUP standard.

Reference is still made to Figure 1. In accordance with the invention, cells a, c, d and e are chosen as the group of special cells. Separate charging criteria may be determined for intracell and inter-cell calls within this group.

Cells a and c are located within the same location area, and cells d and e are both located within separate location areas. The base station controllers of the base stations of the cells, however, are connected to the same mobile switching centre MSC1, to which the information has been recorded on which cells form the group of special cells. Suppose that a calling subscriber is located in cell a, and the called subscriber in cell d. In accordance with call establishment set out above, MSC1 receives the information on the number and the location cell of subscriber A once the



mobile station of the subscriber has sent a call setup message. MSC1 checks whether the location cell a of subscriber A is a member of the group of special cells, and detects this is the case. The MSC receives the information on the location cell of subscriber B once the mobile station of subscriber B has answered the paging message sent to its location area, whereafter the MSC will check whether the location cell d of subscriber B is a member of the group of special cells. If it is detected that the location cell of either of the subscribers or the location cells of both subscribers belong to the group of special cells, the charging criteria determined for the group of special cells will be applied.

When it is desirable to limit the subscriber numbers to which the charging criteria of the group of special cells may be applied, a restricted group of subscribers is determined. It is a list of subscriber numbers. When a call is being established, the mobile switching centre MSC1 of subscriber A will find out by means of a charging criteria analysis during the call establishment disclosed above what is the relation of the numbers of subscribers A and B to the restricted group of subscribers, and what is the relation of the location cell of the subscribers to the group of special cells. An individual charging criterion may be determined for each possible combination. The number of combinations may be limited in such a way that only if both the number of either of the subscribers or both the subscribers belongs to the restricted group of subscribers and the location cell of either of the subscribers or both the subscribers belongs to the group of special cells, individual charging criteria will be applied. The numbers of the group of subscribers may also be chosen on the basis of the Private Numbering Plan (PNP).

The cells belonging to the group of special cells may be distributed in the areas of several MSC's. Let us define, in addition to the above-mentioned cells a, c, d and e, cell f in location area 22 of MSC2 to the group of special cells, Figure 1. In both MSC's, information is recorded on which cells form the group of special cells. Assume that the calling subscriber is located in cell a and the called subscriber is located in cell f of MSC2. In accordance with call establishment set out above, MSC1 receives the information on the number and the location cell of subscriber A once the mobile station of the subscriber has sent a call setup message. MSC1 checks whether the location cell a of subscriber A is a member of the group of special cells and detects this is the case. In accordance with call establishment set out above, MSC2 receives the information on the location cell of subscriber B once the mobile station MS-B of subscriber B has answered the paging message sent in its location area 22. In order that the mobile switching centre MSC1 of the calling subscriber could take into account upon determining the charging criterion whether the location cell f of subscriber B is a member of the group of special cells, MSC1 must know the location cell of subscriber B before a call is connected between the subscribers. Thus, special charging criteria may be applied in real-time to internal calls of the group of special cells, to calls originating from the group and to calls terminating in the group already from the beginning of the call. The information on the location cell is transmitted in an appropriate message in a manner disclosed hereinafter, said message being used for signalling of the network between mobile switching centres.

The information to be transmitted from MSC2 to the MSC1 of the calling subscriber on the location cell

of subscriber B may be just an information on the location cell which has been found out after the mobile station MS-B of subscriber B has answered the paging message sent within its location area. In such a case, MSC1 first analyses on the basis of the information received on the location cell whether the location cell of subscriber B is a member of the group of special cells, and thereafter determines the charging criterion.

Alternatively, it is possible to carry out an analysis for finding out whether the location cell of subscriber B belongs to the group of special cells or not. This may be carried out already in MSC2. In that case, the information on the location cell to be transmitted to the mobile switching centre MSC1 of the calling subscriber is the result of said analysis, and MSC1 may immediately utilize the received result for determining the charging criterion.

In a case where the calling or the called subscriber is a PBX subscriber, it is possible to determine the PBX subscriber a virtual cell to be used when it is necessary to take a PBX subscriber into account when determining the charging criteria. This virtual cell information, or information related to charging is of no importance to the radio system. Virtual cell information may also be applied to a PSTN subscriber. When it is a question of a subscriber in a PABX or a PSTN network, the virtual cell information may be stored in the mobile switching centre to which these networks are connected.

Everything that has been said about the case where a group of special cells is located within the area of one MSC is also applicable as such to a case in which the cells of the special group are distributed in the areas of several MSC's. It is thus possible to form

a restricted group of subscribers, to use a private number etc.

5 In the following, ways of transmitting information on the location cell from one MSC to another will be disclosed. Information may be transmitted in a prior art message in accordance with signalling employed between mobile switching centres, or a separate message may be created for it.

10 Information on the location cell of subscriber B may be added to an Address Complete message, which is sent by the MSC of subscriber B to the MSC of the calling subscriber after a successful paging of subscriber B. Alternatively, information on the location cell of subscriber B may be added to an Answer message, which  
15 is sent by the mobile switching centre of subscriber B to the mobile switching centre of the calling subscriber in response to that subscriber B has answered the call. The location cell information attached to the answer message may also be used to confirm or cancel a previous  
20 information on the location cell, obtained in an Address Complete message.

When a PABX or a PSTN subscriber/subscribers are participating in a call, the above-mentioned messages or other prior art signalling messages are used for  
25 transmitting the cell information from the MSC of the called subscriber to the MSC of the calling subscriber. It is also possible to create a separate message for that purpose if necessary.

30 In addition, by utilizing the call setup message sent by the MSC of the calling subscriber to the MSC of subscriber B at the beginning of the call setup, the MSC of the calling subscriber may express to the MSC of the called subscriber its wish to receive the information on the location cell of subscriber B. This is an

alternative for sending the information on the location cell every time.

In ISUP signalling, the Initial Address Message is IAM, Address Complete Message is ACM and Answer Message is ANM. In TUP signalling, the abbreviation for the answer message is ANU (Answer signal, unqualified), ANC (Answer signal, charge), or ANN (Answer signal, no charge).

The format of the messages used in ISUP signalling is shown in Figure 2. The information on the location cell of subscriber B may be added to the data field which is to be added to Address Complete Message ACM, e.g. "Location-number". If, again, the information on the location cell is added to the Answer Message ANM, it may be placed in the above-mentioned data field "Location-number" to be added. Depending on the application, other messages may alternatively also be used, such as messages "Call progress" or "Connect".

When TUP signalling is employed, both Address Complete Message ACM and Answer Message ANM should also be modified. This is due to the fact that the standard messages contain no suitable data field for transmitting information on the location cell of subscriber B.

An alternative way to transmit information on the location cell of subscriber B is to create a separate new message suitable for the signalling system used, and to send the message at an appropriate moment of time between Address Complete Message and Answer Message.

Regardless of the way to transmit information on the location cell, the information must arrive at the mobile switching centre of the calling subscriber along with the answer message at the latest, so that charging would have sufficient time for utilizing the information on the location cell of subscriber B.

With the method of the invention, it is possible to implement a "wireless office" system, where the location cells of various geographically distant units of a community, company, etc. form a group of special cells.

The above explanation and the figures associated therewith are only intended to illustrate the present invention. Different variations and modifications of the invention will be obvious to a person skilled in the art without deviating from the scope and the spirit of the invention set forth in the attached claims.

## Claims:

1. A method for improving charging criteria in  
a cellular mobile telephone network, c h a r a c t e r -  
5 i z e d i n t h a t

a group of special cells comprising at least  
one cell is formed of cells of the mobile telephone  
network, and

10 to calls in which at least one of the sub-  
scribers is a member of the group of special cells, a  
specific charging criteria determined for the group will  
be applied.

2. A method as claimed in claim 1, c h a r a c -  
t e r i z e d i n t h a t a restricted subscriber group is  
15 formed of subscriber numbers, and to calls in which at  
least one of the subscribers is a member of the group  
of special cells and/or the subscriber number of at  
least one of the subscribers belongs to the restricted  
subscriber group, specifically determined charging cri-  
20 teria will be applied.

3. A method as claimed in claim 1 or 2, c h a -  
r a c t e r i z e d i n t h a t when the location cell of  
a calling subscriber and that of a called subscriber are  
situated within separate MSC areas, information on the  
25 location cell of the called subscriber will be trans-  
mitted from the mobile switching centre of the called  
subscriber to the mobile switching centre of the calling  
subscriber.

4. A method as claimed in claim 1 or 2, c h a -  
30 r a c t e r i z e d i n t h a t when the location cell of  
the calling subscriber and that of the called subscriber  
are situated within separate MSC areas, information on  
the location cell of the called subscriber will be tran-  
smitted from the mobile switching centre of the called  
35 subscriber to the mobile switching centre of the calling

subscriber in response to a request sent by the calling subscriber along with the call setup message during the call setup.

5           5. A method as claimed in claim 3 or 4, c h a -  
r a c t e r i z e d   in that the information on the  
location cell of the called subscriber will be added to  
a message sent by the mobile switching centre of the  
called subscriber after the mobile station of the called  
subscriber has answered the paging message.

10           6. A method as claimed in claim 3 or 4, c h a -  
r a c t e r i z e d   in that the information on the  
location cell of the called subscriber will be added to  
a message sent by the mobile switching centre of the  
called subscriber after the called subscriber has  
15 answered the call.

7. A method as claimed in claim 3 or 4, c h a -  
r a c t e r i z e d   in that a new message will be  
formed for transmitting the information on the location  
cell of the called subscriber.

20           8. A method as claimed in claim 3 or 4, c h a -  
r a c t e r i z e d   in that the information on the  
location cell of the called subscriber indicates the  
cell in which the called subscriber is located, whereby  
the mobile switching centre of the calling subscriber  
25 will find out by means of an analysis whether said cell  
belongs to the group of special cells.

9. A method as claimed in claim 3 or 4, c h a -  
r a c t e r i z e d   in that the information on the  
location cell of the called subscriber indicates the  
30 result of an analysis made for finding out whether the  
location cell of the called subscriber belongs to the  
group of special cells, whereby the mobile switching  
centre of the called subscriber will carry out said  
analysis.



15

10. A method as claimed in claim 2, c h a r a -  
c t e r i z e d in that the numbers in the restricted  
subscriber group are private numbers, whereby the pri-  
vate number of the called subscriber will be converted  
5 into a telephone number at the beginning of call setup.

11. A method as claimed in claim 1 or 2, c h a -  
r a c t e r i z e d in that an exchange (PBX) or part  
of a PSTN/ISDN network is set as a virtual cell, and,  
when the subscriber number analysis of at least one of  
10 the subscribers indicates that the subscriber is a sub-  
scriber of the exchange or the part of said PSTN/ISDN  
network, the specifically determined charging criteria  
will be applied.

15

20

25

30

35

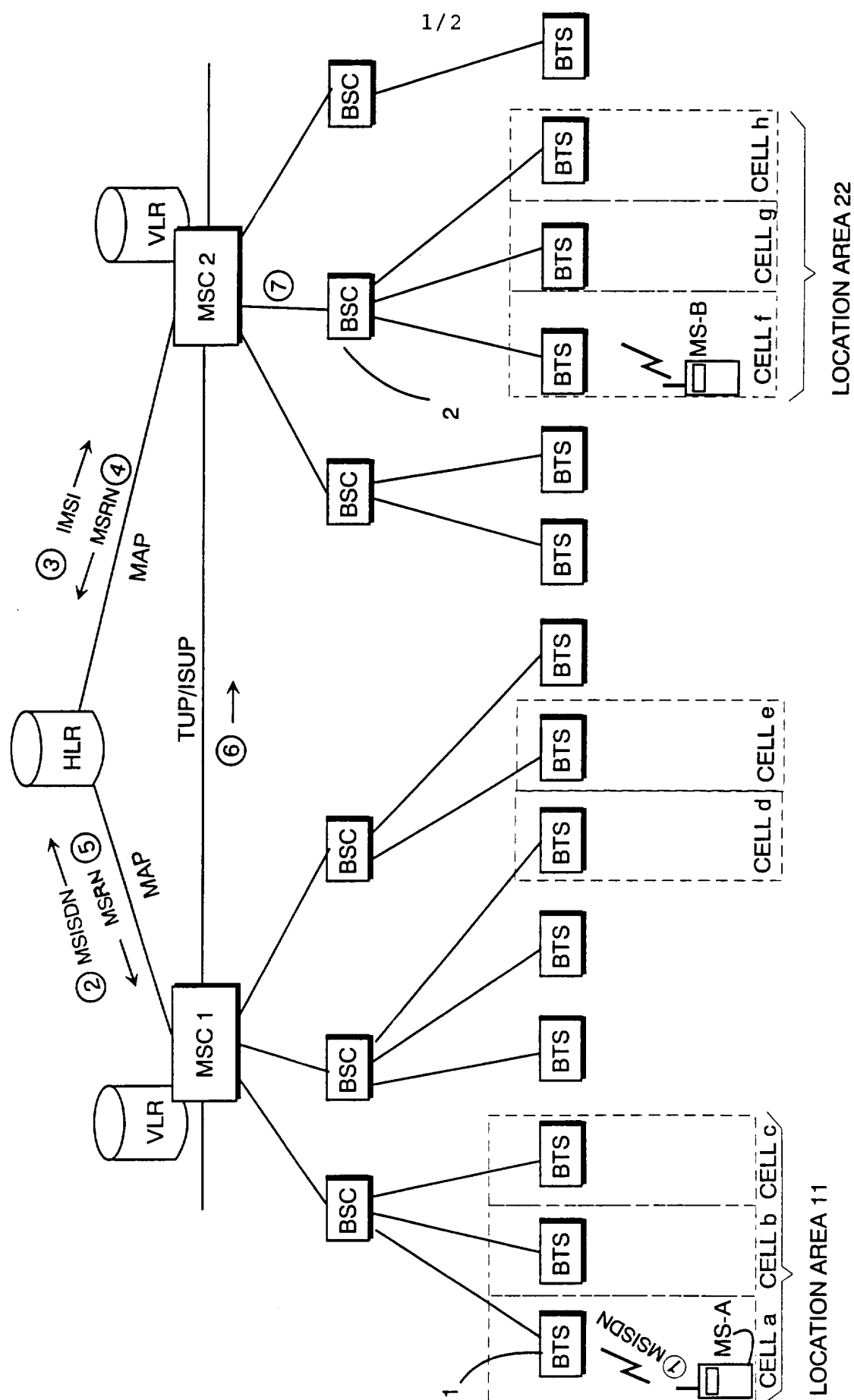


Fig.1

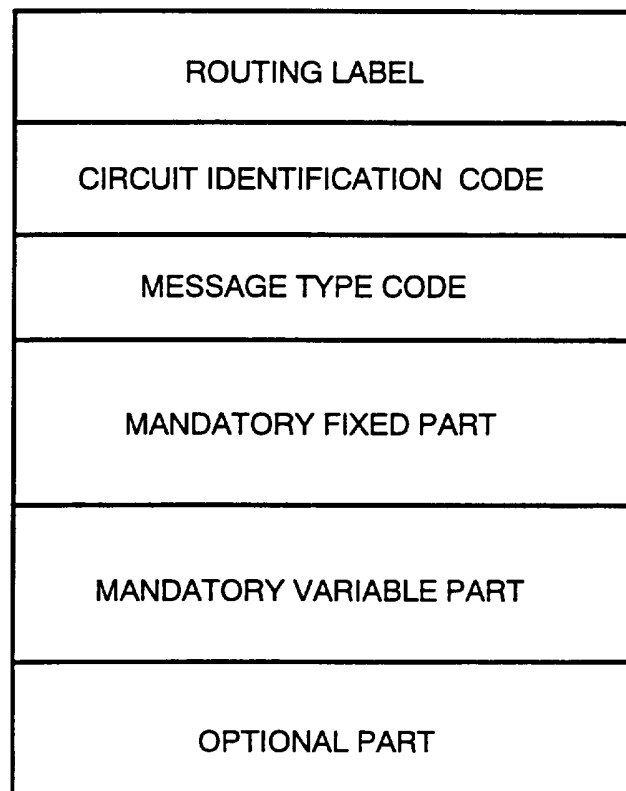


Fig.2

## INTERNATIONAL SEARCH REPORT

International application No.

PCT/FI 95/00692

## A. CLASSIFICATION OF SUBJECT MATTER

IPC6: H04Q 7/22

According to International Patent Classification (IPC) or to both national classification and IPC

## B. FIELDS SEARCHED

Minimum documentation searched (classification system followed by classification symbols)

IPC6: H04Q

Documentation searched other than minimum documentation to the extent that such documents are included in the fields searched

SE,DK,FI,NO classes as above

Electronic data base consulted during the international search (name of data base and, where practicable, search terms used)

## C. DOCUMENTS CONSIDERED TO BE RELEVANT

Category*	Citation of document, with indication, where appropriate, of the relevant passages	Relevant to claim No.
X	GB 2272607 A (VODAFONE LIMITED), 18 May 1994 (18.05.94), page 1, line 22 - page 2, line 2; page 4, line 5 - line 19	1-2
Y	--	3-11
X	US 5295180 A (DINO J. VENDETTI ET AL), 15 March 1994 (15.03.94), column 4, line 30 - column 5, line 13; column 5, line 46 - line 60	1-2
Y	--	3-11

☒ Further documents are listed in the continuation of Box C.☒ See patent family annex.

\* Special categories of cited documents:

"A" document defining the general state of the art which is not considered to be of particular relevance

"E" earlier document but published on or after the international filing date

"L" document which may throw doubts on priority claim(s) or which is cited to establish the publication date of another citation or other special reason (as specified)

"O" document referring to an oral disclosure, use, exhibition or other means

"P" document published prior to the international filing date but later than the priority date claimed

"T" later document published after the international filing date or priority date and not in conflict with the application but cited to understand the principle or theory underlying the invention

"X" document of particular relevance: the claimed invention cannot be considered novel or cannot be considered to involve an inventive step when the document is taken alone

"Y" document of particular relevance: the claimed invention cannot be considered to involve an inventive step when the document is combined with one or more other such documents, such combination being obvious to a person skilled in the art

"&amp;" document member of the same patent family

Date of the actual completion of the international search

Date of mailing of the international search report

3 June 1996

04 -06- 1996

Name and mailing address of the ISA/  
Swedish Patent Office  
Box 5055, S-102 42 STOCKHOLM  
Facsimile No. +46 8 666 02 86

Authorized officer

Peter Hedman

Telephone No. +46 8 782 25 00

## INTERNATIONAL SEARCH REPORT

International application No.

PCT/FI 95/00692

C (Continuation). DOCUMENTS CONSIDERED TO BE RELEVANT

Category*	Citation of document, with indication, where appropriate, of the relevant passages	Relevant to claim No.
Y	WO 9318606 A1 (BELL ATLANTIC NETWORK SERVICES INC.), 16 Sept 1993 (16.09.93), page 22, line 10 - line 31; page 23, line 28 - page 24, line 3; page 53, line 10 - line 23, figure 2, abstract  -----	3-11

**INTERNATIONAL SEARCH REPORT**

Information on patent family members

01/04/96

International application No.

PCT/FI 95/00692

Patent document cited in search report		Publication date	Patent family member(s)		Publication date
GB-A-	2272607	18/05/94	AU-A-	5056893	26/05/94
			EP-A-	0597638	18/05/94
US-A-	5295180	15/03/94	CA-A-	2083791	09/10/93
			EP-A, A-	0568824	10/11/93
			JP-A-	6105364	15/04/94
WO-A1-	9318606	16/09/93	US-A-	5353331	04/10/94
			US-A-	5469496	21/11/95
			US-A-	5506887	09/04/96