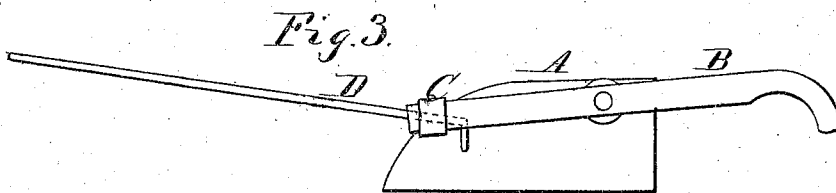
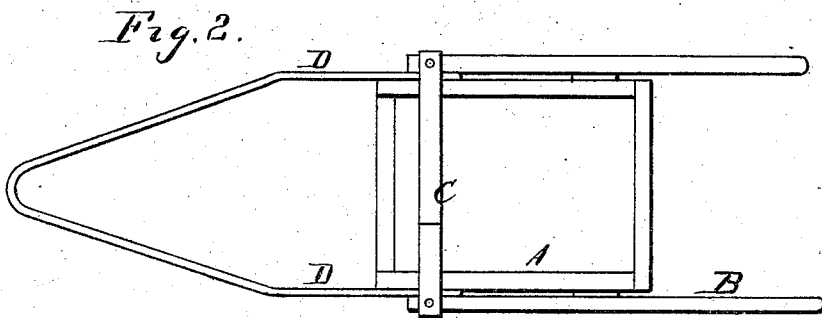
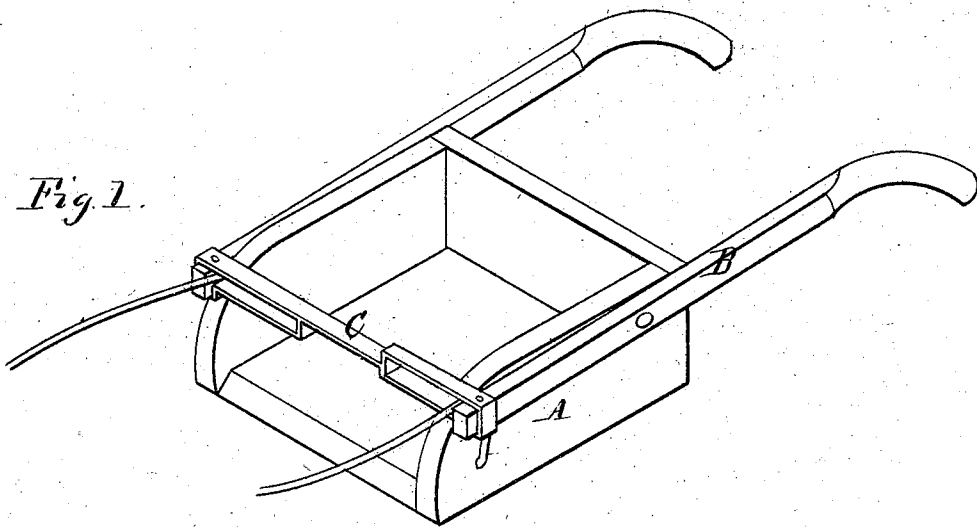


J. W. WILLIAMS.

Improvement in Road-Scrapers.

No. 133,281.

Patented Nov. 19, 1872.



Witnesses:  
E. M. Bates.  
George E. Uppham.

Inventor:  
James W. Williams  
Pipman Fosmick & Co  
Attys

# UNITED STATES PATENT OFFICE.

JAMES W. WILLIAMS, OF KENTLAND, INDIANA.

## IMPROVEMENT IN ROAD-SCRAPERS.

Specification forming part of Letters Patent No. 133,281, dated November 19, 1872.

*To all whom it may concern:*

Be it known that I, JAMES W. WILLIAMS, of Kentland, the county of Newton and State of Indiana, have invented a new and valuable Improvement in Road-Scrapers; and I do hereby declare that the following is a full, clear, and exact description of the construction and operation of the same, reference being had to the annexed drawing making a part of this specification, and to the letters and figures of reference marked thereon.

Figure 1 of the drawing is a representation of a perspective view of my invention; Fig. 2 is a top view of the same; and Fig. 3 is a side view of the same.

My invention has relation to road-scrapers; and it consists in the construction and novel arrangement of the pivoted handle, pivoted draft-bail, and slotted bar connecting the handles at their forward ends, whereby the scraper is permitted to overturn and return without requiring the handles to be released, all substantially as hereinafter described.

Referring to the drawing, A designates a road-scraper of the ordinary form, having pivoted to it, near the back part, the handles B,

which extend forward and have their forward ends connected by means of a slotted bar, C, through the slots of which pass the arms of the draft-bail D, the ends of which are bent to a right angle and pivoted to the sides of the scraper, as shown.

The scraper is dumped by pressing down upon the handles at their rear ends, and is made to assume its original position by raising the handles, the pressure of the slotted bar C against the arms of the bail causing the scraper to turn on the handle-pivots. In dumping or upturning the scraper the slotted bar slides along the arms of the bail.

What I claim as new, and desire to secure by Letters Patent, is—

The combination of the pivoted scraper A, handles B, slotted connecting-bar C, and pivoted draft-bail D, substantially as specified.

In testimony that I claim the above I have hereunto subscribed my name in the presence of two witnesses.

JAMES WATS WILLIAMS.

Witnesses:

JOHN PEACOCK,

DORSEY McCULLOUGH.