

(19) World Intellectual Property Organization
International Bureau



(43) International Publication Date
16 June 2011 (16.06.2011)

(10) International Publication Number
WO 2011/071763 A1

PCT

(51) International Patent Classification:

C11D 3/00 (2006.01) *C12P 7/40* (2006.01)
C11D 3/386 (2006.01) *A61L 2/18* (2006.01)
C12N 9/18 (2006.01)

(21) International Application Number:

PCT/US2010/058845

(22) International Filing Date:

3 December 2010 (03.12.2010)

(25) Filing Language:

English

(26) Publication Language:

English

(30) Priority Data:

12/632,454 7 December 2009 (07.12.2009) US

(71) Applicant (for all designated States except US): **E.I. DUPONT DE NEMOURS AND COMPANY** [US/US]; 1007 Market Street, Wilmington, Delaware 19898 (US).

(72) Inventors; and

(75) Inventors/Applicants (for US only): **DICOSIMO, Robert** [US/US]; 1607 Masters Way, Chadds Ford, Pennsylvania 19317-9720 (US). **GAVAGAN, John Edward** [US/US]; 2300 Dorval Road, Wilmington, Delaware 19810-3617 (US). **PAYNE, Mark S.** [US/US]; 4617 Old Linden Hill Road, Wilmington, Delaware 19808 (US).

(74) Agents: **SAFRAN, Jeffrey B.** et al.; Potter Anderson & Corroon LLP, P.O. Box 951, 1313 N. Market Street, Wilmington, Delaware 19899-0951 (US).

(81) Designated States (unless otherwise indicated, for every kind of national protection available): AE, AG, AL, AM, AO, AT, AU, AZ, BA, BB, BG, BH, BR, BW, BY, BZ, CA, CH, CL, CN, CO, CR, CU, CZ, DE, DK, DM, DO, DZ, EC, EE, EG, ES, FI, GB, GD, GE, GH, GM, GT, HN, HR, HU, ID, IL, IN, IS, JP, KE, KG, KM, KN, KP, KR, KZ, LA, LC, LK, LR, LS, LT, LU, LY, MA, MD, ME, MG, MK, MN, MW, MX, MY, MZ, NA, NG, NI, NO, NZ, OM, PE, PG, PH, PL, PT, RO, RS, RU, SC, SD, SE, SG, SK, SL, SM, ST, SV, SY, TH, TJ, TM, TN, TR, TT, TZ, UA, UG, US, UZ, VC, VN, ZA, ZM, ZW.

(84) Designated States (unless otherwise indicated, for every kind of regional protection available): ARIPO (BW, GH, GM, KE, LR, LS, MW, MZ, NA, SD, SL, SZ, TZ, UG, ZM, ZW), Eurasian (AM, AZ, BY, KG, KZ, MD, RU, TJ, TM), European (AL, AT, BE, BG, CH, CY, CZ, DE, DK, EE, ES, FI, FR, GB, GR, HR, HU, IE, IS, IT, LT, LU, LV, MC, MK, MT, NL, NO, PL, PT, RO, RS, SE, SI, SK, SM, TR), OAPI (BF, BJ, CF, CG, CI, CM, GA, GN, GQ, GW, ML, MR, NE, SN, TD, TG).

Published:

— with international search report (Art. 21(3))

— with sequence listing part of description (Rule 5.2(a))

(54) Title: PERHYDROLASE PROVIDING IMPROVED PERACID STABILITY

(57) Abstract: An acetyl xylan esterase variant having perhydrolytic activity is provided for producing peroxycarboxylic acids from carboxylic acid esters and a source of peroxygen. More specifically, a *Thermotoga maritima* acetyl xylan esterase gene was modified using error-prone PCR and site-directed mutagenesis to create an enzyme catalyst characterized by an increase in the ratio of peracetic acid formation to peracetic acid hydrolysis specific activities (PAAF/PAAH ratio). The variant acetyl xylan esterase may be used to produce peroxycarboxylic acids suitable for use in a variety of applications such as cleaning, disinfecting, sanitizing, bleaching, wood pulp processing, and paper pulp processing applications.



WO 2011/071763 A1

PERHYDROLASE PROVIDING IMPROVED PERACID STABILITY

TECHNICAL FIELD

5 The invention relates to the field of peroxycarboxylic acid biosynthesis and enzyme catalysis. More specifically, an enzyme catalyst comprising a variant enzyme having perhydrolytic activity is provided having an increase in the ratio of peracetic acid formation (PAAF) specific activity relative to peracetic acid hydrolysis (PAAH) specific activity (PAAF/PAAH ratio) when
10 compared to the PAAF/PAAH ratio of the *Thermotoga maritima* wild-type perhydrolase. Use of the variant enzyme enhances the yield and stability of the peracid produced by enzymatic perhydrolysis. Methods of using the present enzyme catalyst to produce peroxycarboxylic acids are also provided.

BACKGROUND

15 Peroxycarboxylic acid compositions can be effective antimicrobial agents. Methods of using peroxycarboxylic acids to clean, disinfect, and/or sanitize hard surfaces, textiles, meat products, living plant tissues, and medical devices against undesirable microbial growth have been described (U.S.
20 Patent 6,545,047; U.S. Patent 6,183,807; U.S. Patent 6,518,307; U.S. Patent Application Publication No. 2003-0026846; and U.S. Patent 5,683,724). Peroxycarboxylic acids have also been used in a various bleaching applications including, but not limited to, wood pulp bleaching/delignification and laundry care applications (European Patent 1040222B1; U.S. Patent
25 5,552,018; U.S. Patent 3,974,082; U.S. Patent 5,296,161; and U.S. Patent 5,364,554). The desired efficacious concentration of peroxycarboxylic acid may vary according to the product application (for example, ca. 500 ppm to 1000 ppm for medical instrument disinfection, ca. 30 ppm to 80 ppm for laundry bleaching or disinfection applications) in 1 min to 5 min reaction time at neutral
30 pH.

 Enzymes structurally classified as members of family 7 of the carbohydrate esterases (CE-7) have been employed as perhydrolases to

catalyze the reaction of hydrogen peroxide (or alternative peroxide reagent) with alkyl esters of carboxylic acids in water at a basic to acidic pH range (from ca. pH 10 to ca. pH 5) to produce an efficacious concentration of a peroxycarboxylic acid for such applications as disinfection (such as medical instruments, hard surfaces, textiles), bleaching (such as wood pulp or paper pulp processing/delignification, textile bleaching and laundry care applications), and other laundry care applications such as destaining, deodorizing, and sanitization (Published U.S. Patent Application Nos. 2008/0176783, 2008/0176299, 2009/0005590, and 2010/0041752 to DiCosimo *et al.*). The CE-7 enzymes have been found to have high specific activity for perhydrolysis of esters, particularly acetyl esters of alcohols, diols and glycerols. However, CE-7 perhydrolases may also hydrolyze the carboxylic acid ester substrate. As such, it is often preferable to employ an enzyme catalyst having high selectivity for perhydrolysis (P) relative to hydrolysis (H) when synthesizing peroxycarboxylic acids from carboxylic acid esters (*i.e.*, an enzyme catalyst having a higher "P to H" ratio). U.S. Patent Application No. 2010/0087529 to DiCosimo *et al.* describes several variant CE-7 perhydrolases derived from several *Thermotoga* sp. having higher perhydrolytic specific activity and/or improved selectivity for perhydrolysis when used to prepare peroxycarboxylic acid from carboxylic acid esters.

Although the CE-7 family of carbohydrate esterases has been identified as a class of perhydrolytic enzymes having desirable specific activities for peroxycarboxylic acid formation (*e.g.*, peracetic acid formation; PAAF) and/or desirable perhydrolysis to hydrolysis (P/H) ratios for carboxylic acid ester substrates, these enzymes may also have an undesirable enzymatic activity for hydrolyzing the peroxycarboxylic acid product (*e.g.*, peracetic acid hydrolysis; PAAH) to the corresponding carboxylic acid and hydrogen peroxide. As such, an enzyme catalyst comprising a CE-7 perhydrolase characterized by a higher PAAF/PAAH ratio may provide greater peroxycarboxylic acid stability in formulations comprising the enzyme catalyst.

The problem to be solved is to provide an enzyme catalyst comprising a CE-7 carbohydrate esterase having perhydrolytic activity and a higher PAAF/PAAH ratio of specific activities.

SUMMARY

A nucleic acid molecule encoding the *Thermotoga maritima* acetyl xylan esterase (SEQ ID NO: 2) was mutated by error-prone PCR and/or site-directed mutagenesis to create a library of variant perhydrolases. Several perhydrolase variants were identified exhibiting an increase in the ratio of peracetic acid formation (PAAF) to peracetic acid hydrolysis (PAAH) specific activities when compared to the PAAF/PAAH ratio of the wild-type *Thermotoga maritima* perhydrolase having amino acid sequence SEQ ID NO: 2 under the same assay conditions.

In one embodiment, an isolated nucleic acid molecule encoding a polypeptide having perhydrolytic activity is provided selected from the group consisting of:

- (a) a polynucleotide encoding a polypeptide having perhydrolytic activity, said polypeptide comprising the amino acid sequence of SEQ ID NO: 14;
- (b) a polynucleotide comprising the nucleic acid sequence of SEQ ID NO: 13; and
- (c) a polynucleotide fully complementary to the polynucleotide of (a) or (b).

In other embodiments, a vector, a recombinant DNA construct, and a recombinant host cell comprising the present polynucleotide are also provided.

In another embodiment, a method for transforming a cell is provided comprising transforming a cell with the above nucleic acid molecule.

In another embodiment, an isolated polypeptide having perhydrolysis activity is provided comprising amino acid sequence SEQ ID NO: 14.

In one embodiment, the variant polypeptide having perhydrolytic activity is characterized by at least a 1.1-fold increase in the PAAF/PAAH ratio of specific activities when compared to the PAAF/PAAH ratio of specific activities of the *Thermotoga maritima* wild-type sequence SEQ ID NO: 2.

In another embodiment, a process for producing a peroxycarboxylic acid is also provided comprising:

- (a) providing a set of reaction components comprising:

- (1) at least one substrate selected from the group consisting of:

- (i) one or more esters having the structure



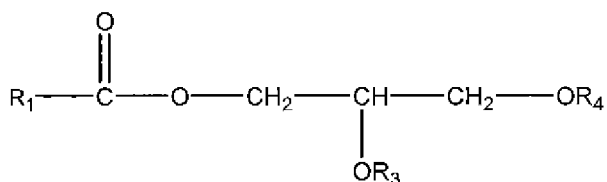
wherein

X = an ester group of the formula $R_6-C(O)O$;

10 R_6 = C1 to C7 linear, branched or cyclic hydrocarbyl moiety, optionally substituted with hydroxyl groups or C1 to C4 alkoxy groups, wherein R_6 optionally comprises one or more ether linkages for R_6 = C2 to C7;

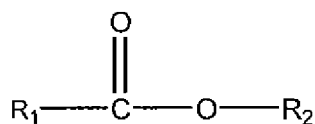
15 R_5 = a C1 to C6 linear, branched, or cyclic hydrocarbyl moiety optionally substituted with hydroxyl groups; wherein each carbon atom in R_5 individually comprises no more than one hydroxyl group or no more than one ester group; wherein R_5 optionally comprises one or more ether linkages; 20 $m=1$ to the number of carbon atoms in R_5 ; and wherein said esters have solubility in water of at least 5 ppm at 25 °C;

- (ii) one or more glycerides having the structure



25 wherein R_1 = C1 to C7 straight chain or branched chain alkyl optionally substituted with an hydroxyl or a C1 to C4 alkoxy group and R_3 and R_4 are individually H or $R_1C(O)$;

- (iii) one or more esters of the formula:



wherein R₁ is a C1 to C7 straight chain or branched chain alkyl optionally substituted with an hydroxyl or a C1 to C4 alkoxy group and R₂ is a C1 to C10 straight chain or branched chain alkyl, alkenyl, alkynyl, aryl, alkylaryl, alkylheteroaryl, heteroaryl, (CH₂CH₂O)_n, or (CH₂CH(CH₃)-O)_nH and n is 1 to 10;

(iv) one or more acetylated monosaccharides, acetylated disaccharides, or acetylated polysaccharides; and

(v) any combination of (i) through (iv);

(2) a source of peroxygen; and

(3) an enzyme catalyst comprising the polypeptide of claim 5;

(b) combining the set of reaction components under suitable reaction conditions whereby peroxycarboxylic acid is produced; and

(c) optionally diluting the peroxycarboxylic acid produced in step (b).

In another embodiment, a process is provided further comprising a step (d) wherein the peroxycarboxylic acid produced in step (b) or step (c) is contacted with a hard surface, an article of clothing or an inanimate object whereby the hard surface, article of clothing or inanimate object is disinfected, sanitized, bleached, destained, deodorized or any combination thereof.

In another embodiment, a composition is provided comprising:

(a) a set of reaction components comprising:

(1) at least one substrate selected from the group consisting of:

(i) one or more esters having the structure



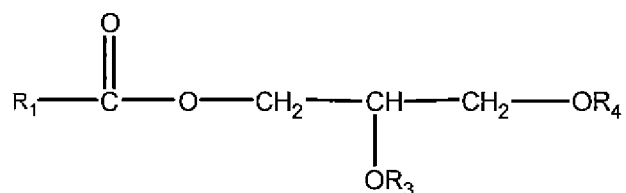
wherein

X = an ester group of the formula $R_6-C(O)O$;

R_6 = C1 to C7 linear, branched or cyclic hydrocarbonyl moiety, optionally substituted with hydroxyl groups or C1 to C4 alkoxy groups, wherein R_6 optionally comprises one or more ether linkages for R_6 = C2 to C7;

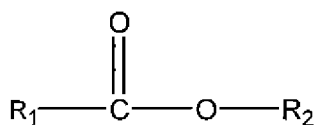
R_5 = a C1 to C6 linear, branched, or cyclic hydrocarbonyl moiety optionally substituted with hydroxyl groups; wherein each carbon atom in R_5 individually comprises no more than one hydroxyl group or no more than one ester group; wherein R_5 optionally comprises one or more ether linkages; $m=1$ to the number of carbon atoms in R_5 ; and wherein said esters have solubility in water of at least 5 ppm at 25 °C;

(ii) one or more glycerides having the structure



wherein R_1 = C1 to C7 straight chain or branched chain alkyl optionally substituted with an hydroxyl or a C1 to C4 alkoxy group and R_3 and R_4 are individually H or $R_1C(O)$;

(iii) one or more esters of the formula:



wherein R_1 is a C1 to C7 straight chain or branched chain alkyl optionally substituted with an hydroxyl or a C1 to C4 alkoxy group and R_2 is a C1 to C10 straight chain or branched chain alkyl, alkenyl, alkynyl, aryl, alkylaryl, alkylheteroaryl, heteroaryl,

$(\text{CH}_2\text{CH}_2\text{O})_n$, or $(\text{CH}_2\text{CH}(\text{CH}_3)\text{-O})_n\text{H}$ and n is 1 to 10;

(iv) one or more acetylated monosaccharides, acetylated disaccharides, or acetylated polysaccharides; and

(v) any combination of (i) through (iv);

(2) a source of peroxygen; and

(3) an enzyme catalyst comprising the polypeptide of claim 5; and

(b) at least one peroxycarboxylic acid formed upon combining the set of reaction components of (a).

The present process produces the desired peroxycarboxylic acid upon combining the reaction components. The reaction components may remain separated until use.

In a further aspect, a peracid generation and delivery system is provided comprising:

(a) a first compartment comprising

(1) an enzyme catalyst comprising the polypeptide of claim 5;

(2) at least one substrate selected from the group consisting of:

(i) one or more esters having the structure



wherein

X = an ester group of the formula $\text{R}_6\text{-C}(\text{O})\text{O}$;

R_6 = C1 to C7 linear, branched or cyclic

hydrocarbyl moiety, optionally substituted with

hydroxyl groups or C1 to C4 alkoxy groups, wherein

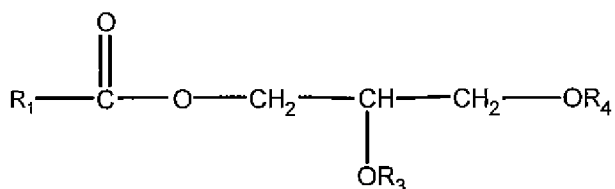
R_6 optionally comprises one or more ether linkages for R_6 = C2 to C7;

R_5 = a C1 to C6 linear, branched, or cyclic

hydrocarbyl moiety optionally substituted with

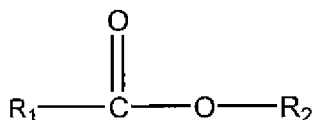
hydroxyl groups; wherein each carbon atom in R_5 individually comprises no more than one hydroxyl group or no more than one ester group; wherein R_5 optionally comprises one or more ether linkages; $m=1$ to the number of carbon atoms in R_5 ; and wherein said esters have solubility in water of at least 5 ppm at 25 °C;

- (ii) one or more glycerides having the structure



wherein $R_1 = \text{C1 to C7}$ straight chain or branched chain alkyl optionally substituted with an hydroxyl or a C1 to C4 alkoxy group and R_3 and R_4 are individually H or $\text{R}_1\text{C}(\text{O})$;

- (iii) one or more esters of the formula:



wherein R_1 is a C1 to C7 straight chain or branched chain alkyl optionally substituted with an hydroxyl or a C1 to C4 alkoxy group and R_2 is a C1 to C10 straight chain or branched chain alkyl, alkenyl, alkynyl, aryl, alkylaryl, alkylheteroaryl, heteroaryl, $(\text{CH}_2\text{CH}_2\text{O})_n$, or $(\text{CH}_2\text{CH}(\text{CH}_3)-\text{O})_n\text{H}$ and n is 1 to 10;

- (iv) one or more acetylated monosaccharides, acetylated disaccharides, or acetylated polysaccharides; and
(v) any combination of (i) through (iv); and

(3) an optional buffer; and

(b) a second compartment comprising

- (1) source of peroxygen;
- (2) a peroxide stabilizer; and
- (3) an optional buffer.

In a further embodiment, a laundry care composition is provided
5 comprising a polypeptide comprising amino acid sequence SEQ ID NO: 14.

BRIEF DESCRIPTION OF THE BIOLOGICAL SEQUENCES

The following sequences comply with 37 C.F.R. §§ 1.821-1.825
("Requirements for Patent Applications Containing Nucleotide Sequences
10 and/or Amino Acid Sequence Disclosures - the Sequence Rules") and are
consistent with World Intellectual Property Organization (WIPO) Standard
ST.25 (1998) and the sequence listing requirements of the European Patent
Convention (EPC) and the Patent Cooperation Treaty (PCT) Rules 5.2 and
49.5(a-bis), and Section 208 and Annex C of the Administrative Instructions.
15 The symbols and format used for nucleotide and amino acid sequence data
comply with the rules set forth in 37 C.F.R. § 1.822.

SEQ ID NO: 1 is the nucleic acid sequence of the codon-optimized
coding region encoding the wild-type *Thermotoga maritima* acetyl xylan
esterase having perhydrolytic activity.

20 SEQ ID NO: 2 is the amino acid sequence of the wild-type *Thermotoga
maritima* acetyl xylan esterase having perhydrolytic activity.

SEQ ID NOs: 3 and 4 are the nucleic acid sequences of primers used to
prepare the C277S variant acetyl xylan esterase.

SEQ ID NO: 5 is the amino acid sequence of the C277S variant acetyl
25 xylan esterase having perhydrolytic activity (U.S. Patent Application No.
2010/0087529 to DiCosimo *et al.*).

SEQ ID NO: 6 is the nucleic acid sequence of the plasmid
pSW202/C277S.

SEQ ID NOs: 7 and 8 are the nucleic acid sequences of primers used
30 for error-prone PCR.

SEQ ID NO: 9 is the nucleic acid sequence encoding the "A3" variant
acetyl xylan esterase having the following substitutions relative to the wild-type

Thermotoga maritima acetyl xylan esterase amino acid sequence:
(F24I/S35T/Q179L/N275D/C277S/S308G/F317S).

SEQ ID NO: 10 is the amino acid sequence of the "A3" variant acetyl xylan esterase.

5 SEQ ID NOs: 11 and 12 are the nucleic acid sequences of primers used to construct the N275D/C277S variant acetyl xylan esterase.

SEQ ID NO: 13 is the nucleic acid sequence encoding the N275D/C277S variant acetyl xylan esterase.

10 SEQ ID NO: 14 is the amino acid sequence of the N275D/C277S variant acetyl xylan esterase.

SEQ ID NOs: 15 and 16 are the nucleic acid sequences of primers used to construct the C277S/F317S variant acetyl xylan esterase.

SEQ ID NO: 17 is the nucleic acid sequence encoding the C277S/F317S variant acetyl xylan esterase.

15 SEQ ID NO: 18 is the amino acid sequence of the C277S/F317S variant acetyl xylan esterase.

SEQ ID NOs: 19 and 20 are the nucleic acid sequences of primers used to construct the S35T/C277S variant acetyl xylan esterase.

20 SEQ ID NO: 21 is the nucleic acid sequence encoding the S35T/C277S variant acetyl xylan esterase.

SEQ ID NO: 22 is the amino acid sequence of the S35T/C277S variant acetyl xylan esterase.

SEQ ID NOs: 23 and 24 are the nucleic acid sequences of primers used to construct the Q179L/C277S variant acetyl xylan esterase.

25 SEQ ID NO: 25 is the nucleic acid sequence encoding the Q179L/C277S variant acetyl xylan esterase.

SEQ ID NO: 26 is the amino acid sequence of the Q179L/C277S variant acetyl xylan esterase.

30 DETAILED DESCRIPTION

A nucleic acid molecule encoding the *Thermotoga maritima* acetyl xylan esterase (SEQ ID NO: 2) was mutated by error-prone PCR and/or site-directed mutagenesis to create a library of variant perhydrolases. Several perhydrolase

variants were identified exhibiting an increase in the ratio of peracetic acid formation (PAAF) to peracetic acid hydrolysis (PAAH) specific activities when compared to the PAAF/PAAH ratio of the wild-type *Thermotoga maritima* perhydrolase having amino acid sequence SEQ ID NO: 2.

5 In this disclosure, a number of terms and abbreviations are used. The following definitions apply unless specifically stated otherwise.

As used herein, the articles “a”, “an”, and “the” preceding an element or component of the invention are intended to be nonrestrictive regarding the number of instances (*i.e.*, occurrences) of the element or component.

10 Therefore “a”, “an” and “the” should be read to include one or at least one, and the singular word form of the element or component also includes the plural unless the number is obviously meant to be singular.

 The term “comprising” means the presence of the stated features, integers, steps, or components as referred to in the claims, but does not
15 preclude the presence or addition of one or more other features, integers, steps, components or groups thereof. The term “comprising” is intended to include embodiments encompassed by the terms “consisting essentially of” and “consisting of”. Similarly, the term “consisting essentially of” is intended to include embodiments encompassed by the term “consisting of”.

20 As used herein, the term “about” modifying the quantity of an ingredient or reactant employed refers to variation in the numerical quantity that can occur, for example, through typical measuring and liquid handling procedures used for making concentrates or use solutions in the real world; through
 inadvertent error in these procedures; through differences in the manufacture,
25 source, or purity of the ingredients employed to make the compositions or carry out the methods; and the like. The term “about” also encompasses amounts that differ due to different equilibrium conditions for a composition resulting from a particular initial mixture. Whether or not modified by the term “about”, the claims include equivalents to the quantities.

30 Where present, all ranges are inclusive and combinable. For example, when a range of “1 to 5” is recited, the recited range should be construed as including ranges “1 to 4”, “1 to 3”, “1-2”, “1-2 & 4-5”, “1-3 & 5”, and the like.

As used herein, the term "multi-component system" will refer to a system of enzymatically generating peroxycarboxylic acid wherein the components remain separated until use. As such, the multi-component system will include at least one first component that remains separated from at least one second component. The first and second components are separated in different compartments until use (*i.e.*, using first and second compartments). The design of the multi-component systems will often depend on the physical form of the components to be combined and are described in more detail below.

10 As used herein, the term "peroxycarboxylic acid" is synonymous with peracid, peroxyacid, peroxy acid, percarboxylic acid and peroxoic acid.

As used herein, the term "peracetic acid" is abbreviated as "PAA" and is synonymous with peroxyacetic acid, ethaneperoxoic acid and all other synonyms of CAS Registry Number 79-21-0.

15 As used herein, the term "monoacetin" is synonymous with glycerol monoacetate, glycerin monoacetate, and glyceryl monoacetate.

As used herein, the term "diacetin" is synonymous with glycerol diacetate; glycerin diacetate, glyceryl diacetate, and all other synonyms of CAS Registry Number 25395-31-7.

20 As used herein, the term "triacetin" is synonymous with glycerin triacetate; glycerol triacetate; glyceryl triacetate, 1,2,3-triacetoxypropane, 1,2,3-propanetriol triacetate and all other synonyms of CAS Registry Number 102-76-1.

As used herein, the term "monobutylin" is synonymous with glycerol monobutyrate, glycerin monobutyrate, and glyceryl monobutyrate.

25 As used herein, the term "dibutylin" is synonymous with glycerol dibutyrate and glyceryl dibutyrate.

As used herein, the term "tributylin" is synonymous with glycerol tributyrate, 1,2,3-tributyrylglycerol, and all other synonyms of CAS Registry Number 60-01-5.

30 As used herein, the term "monopropionin" is synonymous with glycerol monopropionate, glycerin monopropionate, and glyceryl monopropionate.

As used herein, the term "dipropionin" is synonymous with glycerol dipropionate and glyceryl dipropionate.

As used herein, the term "tripropionin" is synonymous with glyceryl tripropionate, glycerol tripropionate, 1,2,3-tripropionylglycerol, and all other
5 synonyms of CAS Registry Number 139-45-7.

As used herein, the term "ethyl acetate" is synonymous with acetic ether, acetoxyethane, ethyl ethanoate, acetic acid ethyl ester, ethanoic acid ethyl ester, ethyl acetic ester and all other synonyms of CAS Registry Number 141-78-6.

10 As used herein, the term "ethyl lactate" is synonymous with lactic acid ethyl ester and all other synonyms of CAS Registry Number 97-64-3.

As used herein, the terms "acetylated sugar" and "acetylated saccharide" refer to mono-, di- and polysaccharides comprising at least one acetyl group. Examples include, but are not limited to, glucose pentaacetate,
15 xylose tetraacetate, acetylated xylan, acetylated xylan fragments, β -D-ribofuranose-1,2,3,5-tetraacetate, tri-O-acetyl-D-galactal, and tri-O-acetyl-glucal.

As used herein, the terms "hydrocarbyl", "hydrocarbyl group", and "hydrocarbyl moiety" mean a straight chain, branched or cyclic arrangement of
20 carbon atoms connected by single, double, or triple carbon to carbon bonds and/or by ether linkages, and substituted accordingly with hydrogen atoms. Such hydrocarbyl groups may be aliphatic and/or aromatic. Examples of hydrocarbyl groups include methyl, ethyl, propyl, isopropyl, butyl, isobutyl, t-butyl, cyclopropyl, cyclobutyl, pentyl, cyclopentyl, methylcyclopentyl, hexyl,
25 cyclohexyl, benzyl, and phenyl. In one embodiment, the hydrocarbyl moiety is a straight chain, branched or cyclic arrangement of carbon atoms connected by single carbon to carbon bonds and/or by ether linkages, and substituted accordingly with hydrogen atoms.

As used herein, the terms "monoesters" and "diesters" of 1,2-ethanediol,
30 1,2-propanediol, 1,3-propanediol, 1,2-butanediol, 1,3-butanediol, 2,3-butanediol, 1,4-butanediol, 1,2-pentanediol, 2,5-pentanediol, 1,6-pentanediol, 1,2-hexanediol, 2,5-hexanediol, 1,6-hexanediol, refer to said compounds

comprising at least one ester group of the formula $RC(O)O$, wherein R is a C1 to C7 linear hydrocarbyl moiety.

As used herein, the terms "suitable enzymatic reaction formulation", "components suitable for generation of a peroxycarboxylic acid", "suitable reaction components", "reaction components", "reaction formulation", and "suitable aqueous reaction formulation" refer to the materials and water in which the reactants and the enzyme catalyst comprising the present variant polypeptide having perhydrolytic activity come into contact to form the desired peroxycarboxylic acid. The components of the reaction formulation are provided herein and those skilled in the art appreciate the range of component variations suitable for this process. In one embodiment, the enzymatic reaction formulation produces peroxycarboxylic acid *in situ* upon combining the reaction components. As such, the reaction components may be provided as a multi-component system wherein one or more of the reaction components remains separated until use. The design of systems and means for separating and combining multiple active components are known in the art and generally will depend upon the physical form of the individual reaction components. For example, multiple active fluids (liquid-liquid) systems typically use multi-chamber dispenser bottles or two-phase systems (U.S. Patent Application Publication No. 2005/0139608; U.S. Patent 5,398,846; U.S. Patent 5,624,634; U.S. Patent 6,391,840; E.P. Patent 0807156B1; U.S. Patent Application Publication No. 2005/0008526; and PCT Publication No. WO 00/61713A1) such as found in some bleaching applications wherein the desired bleaching agent is produced upon mixing the reactive fluids. Multi-component formulations and multi-component generation systems to enzymatically produce peroxycarboxylic acids from carboxylic acid esters are described by DiCosimo *et al.* in U.S. Patent Application Nos. 2010/0086510 and 2010/0086621, respectively. Other forms of multi-component systems used to generate peroxycarboxylic acid may include, but are not limited to, those designed for one or more solid components or combinations of solid-liquid components, such as powders used in many commercially available bleaching compositions (e.g., U.S. Patent 5,116,575), multi-layered tablets (e.g., U.S. Patent 6,210,639), water dissolvable packets having multiple compartments

(e.g., U.S. Patent 6,995,125) and solid agglomerates that react upon the addition of water (e.g., U.S. Patent 6,319,888).

As used herein, the term "substrate" or "carboxylic acid ester substrate" will refer to the reaction components enzymatically perhydrolyzed using the present enzyme catalyst in the presence of a suitable source of peroxygen, such as hydrogen peroxide. In one embodiment, the substrate comprises at least one ester group capable of being enzymatically perhydrolyzed using the enzyme catalyst, whereby a peroxycarboxylic acid is produced.

As used herein, the term "perhydrolysis" is defined as the reaction of a selected substrate with a source of hydrogen peroxide to form a peroxycarboxylic acid. Typically, inorganic peroxide is reacted with the selected substrate in the presence of a catalyst to produce the peroxycarboxylic acid. As used herein, the term "chemical perhydrolysis" includes perhydrolysis reactions in which a substrate (such as a peroxycarboxylic acid precursor) is combined with a source of hydrogen peroxide wherein peroxycarboxylic acid is formed in the absence of an enzyme catalyst. As used herein, the term "enzymatic perhydrolysis" refers a reaction of a selected substrate with a source of hydrogen peroxide to form a peroxycarboxylic acid, wherein the reaction is catalyzed by an enzyme catalyst having perhydrolysis activity.

As used herein, the term "perhydrolase activity" refers to the enzyme catalyst activity per unit mass (for example, milligram) of protein, dry cell weight, or immobilized catalyst weight.

As used herein, "one unit of enzyme activity" or "one unit of activity" or "U" is defined as the amount of perhydrolase activity required for the production of 1 μmol of peroxycarboxylic acid product (such as peracetic acid) per minute at a specified temperature. "One unit of enzyme activity" may also be used herein to refer to the amount of peroxycarboxylic acid hydrolysis activity required for the hydrolysis of 1 μmol of peroxycarboxylic acid (e.g., peracetic acid) per minute at a specified temperature.

As used herein, "PAAF" means "peracetic acid formation" and refers to the specific activity of the present enzyme catalyst for producing peracetic acid

from a carboxylic acid ester substrate as measured, for example, using triacetin.

As used herein, "PAAH" means "peracetic acid hydrolysis" and refers to the specific activity of the present enzyme catalyst for enzymatically

5 hydrolyzing peracetic acid into acetic acid and hydrogen peroxide.

As used herein, "PAAF/PAAH ratio" refers to the ratio of the specific activities of the variant enzyme catalyst for producing peracetic acid from a carboxylic acid ester substrate and for hydrolyzing peracetic acid into acetic acid and hydrogen peroxide, respectively. Enzymatically-produced peracids in
10 reaction formulations comprising an enzyme catalyst having a perhydrolytic enzyme having an increased PAAF/PAAH ratio of specific activities are typically more stable as the peracid is less likely to be hydrolyzed to the corresponding carboxylic acid and hydrogen peroxide when the peracid formulation comprises the perhydrolytic enzyme. In one embodiment,
15 reactions to measure peracetic acid formation (PAAF) specific activity are run at ca. 25 °C in phosphate buffer (50 mM, pH 7.2) containing 100 mM triacetin, 100 mM hydrogen peroxide and approximately 2.5 µg/mL of heat-treated extract supernatant total protein from *E. coli* strain KLP18 expressing wild-type or variant perhydrolase (see example 13). In another embodiment, the
20 reactions to measure peracetic acid hydrolysis (PAAH) specific activity are run at ca. 25 °C, phosphate buffer (50 mM, pH 7.2) containing approximately 2000 ppm peracetic acid (ca. 26.3 mM) and 25 µg/mL of heat-treated extract supernatant total protein from *E. coli* strain KLP18 expressing wild-type or variant perhydrolase (see example 14).

25 As used herein, the "fold increase" in PAAF/PAAH ratio of specific activities is measured relative to the PAAF/PAAH ratio of the *Thermotoga maritima* wild-type perhydrolase (SEQ ID NO: 2) under the same reaction conditions. In one embodiment, the fold increase in the PAAF/PAAH ratio of the variant polypeptide (*i.e.*, variant perhydrolase) relative to the *Thermotoga maritima* wild-type perhydrolase is at least 1.1, 1.2, 1.3, 1.4, 1.5, 1.6, 1.7, 1.8,
30 1.9., 2.0, 3.0, 4.0, 5.0, 6.0, 7.0, 8.0, 9.0, or 10-fold when compared under identical reaction/assay conditions. In another embodiment, the fold increase in the PAAF/PAAH ratio of the variant enzyme may be measured relative to the

C277S variant perhydrolase of SEQ ID NO: 5 (U.S. Patent Application No. 2010/0087529) and is at least 1.1, 1.2, 1.3, 1.4, 1.5, 1.6, 1.7, 1.8, 1.9., 2.0, 3.0, 4.0, 5.0, 6.0, 7.0, 8.0, 9.0, or 10-fold when compared under identical reaction conditions.

5 As used herein, "identical assay conditions" or "same assay conditions" refer to the conditions used to measure the peracid formation (*i.e.*, perhydrolysis of a carboxylic acid ester substrate) specific activity or the peroxy-carboxylic acid hydrolysis specific activity of the variant polypeptide relative to the respective specific activities of the polypeptide from which is was
10 derived (*i.e.*, *Thermotoga maritima* wild-type acetyl xylan esterase of SEQ ID NO: 2). The assay conditions used to measure the respective specific activities should be as close to identical as possible such that only the structure of the polypeptide having perhydrolytic activity varies. The carboxylic acid ester substrate and the corresponding peroxy-carboxylic acid used to measure the
15 respective perhydrolytic specific activity and peracid hydrolysis specific activities may vary depending upon the desired substrate/product combination. In one embodiment, the perhydrolytic specific activity is measured using triacetin as a substrate and the peracid hydrolysis specific activity is measured using peracetic acid as the respective peracid. In one embodiment, reactions
20 used to measure peracetic acid formation (PAAF) specific activity are run at ca. 25 °C in phosphate buffer (50 mM, pH 7.2) containing 100 mM triacetin, 100 mM hydrogen peroxide and approximately 2.5 µg/mL of heat-treated extract supernatant total protein from *E. coli* strain KLP18 expressing wild-type or variant perhydrolase (see example 13). In another embodiment, the reactions
25 to measure peracetic acid hydrolysis (PAAH) specific activity are run at ca. 25 °C, phosphate buffer (50 mM, pH 7.2) containing approximately 2000 ppm peracetic acid (ca. 26.3 mM) and 25 µg/mL of heat-treated extract supernatant total protein from *E. coli* strain KLP18 expressing wild-type or variant perhydrolase (see Example 14).

30 As used herein, the terms "enzyme catalyst" and "perhydrolase catalyst" refer to a catalyst comprising an enzyme (*i.e.*, a polypeptide) having perhydrolysis activity and may be in the form of a whole microbial cell, permeabilized microbial cell(s), one or more cell components of a microbial cell

extract, partially purified enzyme, or purified enzyme. The enzyme catalyst may also be chemically modified (for example, by pegylation or by reaction with cross-linking reagents). The perhydrolase catalyst may also be immobilized on a soluble or insoluble support using methods well-known to those skilled in the art; see for example, Immobilization of Enzymes and Cells; Gordon F. Bickerstaff, Editor; Humana Press, Totowa, NJ, USA; 1997.

The present enzyme catalyst comprises a variant polypeptide having perhydrolytic activity and is structurally classified as a member of the carbohydrate family esterase family 7 (CE-7 family) of enzymes (see Coutinho, P.M., Henrissat, B. "Carbohydrate-active enzymes: an integrated database approach" in Recent Advances in Carbohydrate Bioengineering, H.J. Gilbert, G. Davies, B. Henrissat and B. Svensson eds., (1999) The Royal Society of Chemistry, Cambridge, pp. 3-12.). The CE-7 family of enzymes has been demonstrated to be particularly effective for producing peroxycarboxylic acids from a variety of carboxylic acid ester substrates when combined with a source of peroxygen (See PCT publication No. WO2007/070609 and U.S. Patent Application Publication Nos. 2008/0176299, 2008/176783, and 2009/0005590 to DiCosimo *et al.*; each herein incorporated by reference in their entireties). The CE-7 enzyme family includes cephalosporin C deacetylases (CAHs; E.C. 3.1.1.41) and acetyl xylan esterases (AXEs; E.C. 3.1.1.72). Members of the CE-7 enzyme family share a conserved signature motif (Vincent *et al.*, *J. Mol. Biol.*, 330:593-606 (2003)).

As used herein, the terms "signature motif" and "CE-7 signature motif", refer to conserved structures shared among a family of enzymes having a perhydrolytic activity.

As used herein, "structurally classified as a CE-7 enzyme", "structurally classified as a carbohydrate esterase family 7 enzyme", "structurally classified as a CE-7 carbohydrate esterase", and "CE-7 perhydrolase" will be used to refer to enzymes having perhydrolysis activity that are structurally classified as a CE-7 carbohydrate esterase based on the presence of the CE-7 signature motif (Vincent *et al.*, *supra*). The "signature motif" for CE-7 esterases comprises three conserved motifs (residue position numbering relative to

reference sequence SEQ ID NO: 2; the wild-type *Thermotoga maritima* acetyl xylan esterase):

- a) Arg118-Gly119-Gln120;
- 5 b) Gly186-Xaa187-**Ser188**-Gln189-Gly190; and
- c) **His303**-Glu304.

Typically, the Xaa at amino acid residue position 187 is glycine, alanine, proline, tryptophan, or threonine. Two of the three amino acid residues
10 belonging to the catalytic triad are in bold. In one embodiment, the Xaa at amino acid residue position 187 is selected from the group consisting of glycine, alanine, proline, tryptophan, and threonine.

Further analysis of the conserved motifs within the CE-7 carbohydrate esterase family indicates the presence of an additional conserved motif (LXD
15 at amino acid positions 272-274 of SEQ ID NO: 2) that may be used to further define a member of the CE-7 carbohydrate esterase family. In a further embodiment, the signature motif defined above includes a fourth conserved motif defined as:

20 Leu272-Xaa273-**Asp274**.

The Xaa at amino acid residue position 273 is typically isoleucine, valine, or methionine. The fourth motif includes the aspartic acid residue (bold) belonging to the catalytic triad (**Ser188-Asp274-His303**).

25 As used herein, the terms "cephalosporin C deacetylase" and "cephalosporin C acetyl hydrolase" refer to an enzyme (E.C. 3.1.1.41) that catalyzes the deacetylation of cephalosporins such as cephalosporin C and 7-aminocephalosporanic acid (Mitsushima *et al.*, *Appl. Environ. Microbiol.*, 61(6): 2224-2229 (1995); U.S. 5,528,152; and U.S. 5,338,676). Enzymes classified
30 as cephalosporin C deacetylases have been shown to often have significant perhydrolytic activity (U.S. Patent Application Publication Nos. 2008-0176783 and 2008-0176299 to DiCosimo *et al.*).

As used herein, "acetyl xylan esterase" refers to an enzyme (E.C. 3.1.1.72; AXEs) that catalyzes the deacetylation of acetylated xylans and other acetylated saccharides. Enzymes classified as acetyl xylan esterases have been shown to have significant perhydrolytic activity (U.S. Patent Application Publication Nos. 2008-0176783, 2008-0176299, and 2009/0005590, each to DiCosimo *et al.*).

As used herein, the term "*Thermotoga maritima*" refers to a bacterial cell reported to have acetyl xylan esterase activity (GENBANK® NP_227893.1). In one aspect, the *Thermotoga maritima* strain is *Thermotoga maritima* MSB8. The amino acid sequence of the wild-type enzyme having perhydrolase activity from *Thermotoga maritima* is provided as SEQ ID NO: 2.

As used herein, the terms "variant", "variant polypeptide", and "variant enzyme catalyst" refer to an enzyme catalyst comprising at least one polypeptide (*i.e.*, a perhydrolase) having perhydrolytic activity wherein the polypeptide comprises at least one amino acid change relative to the enzyme/polypeptide from which it was derived (typically the wild-type perhydrolase). Several variant polypeptides are provided herein having perhydrolytic activity and are characterized by an increase in the PAAF/PAAH ratio relative to the *Thermotoga maritima* wild-type acetyl xylan esterase having amino acid sequence SEQ ID NO: 2.

For a particular variant perhydrolase, amino acid substitutions are specified with reference to the *Thermotoga maritima* amino acid sequence (SEQ ID NO: 2). The wild-type amino acid (denoted by the standard single letter abbreviation) is followed by the amino acid residue position of SEQ ID NO: 2 followed by the amino acid of the variant (also denoted by the standard single letter abbreviation). For example, "C277S" describes a change in SEQ ID NO: 2 at amino acid residue position 277 where cysteine was changed to serine. The variant polypeptide may be comprised of multiple point substitutions. For example, N275D/C277S refers to a variant polypeptide having two point substitutions: 1) a change at amino acid residue position 275 where an asparagine was changed to aspartic acid, and 2) a change at residue position 277 wherein a cysteine was changed to a serine.

The term “amino acid” refers to the basic chemical structural unit of a protein or polypeptide. The following abbreviations are used herein to identify specific amino acids:

<u>Amino Acid</u>	<u>Three-Letter Abbreviation</u>	<u>One-Letter Abbreviation</u>
Alanine	Ala	A
Arginine	Arg	R
Asparagine	Asn	N
Aspartic acid	Asp	D
Cysteine	Cys	C
Glutamine	Gln	Q
Glutamic acid	Glu	E
Glycine	Gly	G
Histidine	His	H
Isoleucine	Ile	I
Leucine	Leu	L
Lysine	Lys	K
Methionine	Met	M
Phenylalanine	Phe	F
Proline	Pro	P
Serine	Ser	S
Threonine	Thr	T
Tryptophan	Trp	W
Tyrosine	Tyr	Y
Valine	Val	V
Any amino acid (or as defined herein)	Xaa	X

- As used herein, the term “biological contaminants” refers to one or more
- 5 unwanted and/or pathogenic biological entities including, but not limited to microorganisms, spores, viruses, prions, and mixtures thereof. The present enzyme can be used to produce an efficacious concentration of at least one peroxycarboxylic acid useful to reduce and/or eliminate the presence of the viable biological contaminants. In a preferred embodiment, the biological
- 10 contaminant is a viable pathogenic microorganism.

As used herein, the term "disinfect" refers to the process of destruction of or prevention of the growth of biological contaminants. As used herein, the term "disinfectant" refers to an agent that disinfects by destroying, neutralizing, or inhibiting the growth of biological contaminants. Typically, disinfectants are used to treat inanimate objects or surfaces. As used herein, the term "antiseptic" refers to a chemical agent that inhibits the growth of disease-carrying microorganisms. In one aspect of the embodiment, the biological contaminants are pathogenic microorganisms.

As used herein, the term "sanitary" means of or relating to the restoration or preservation of health, typically by removing, preventing or controlling an agent that may be injurious to health. As used herein, the term "sanitize" means to make sanitary. As used herein, the term "sanitizer" refers to a sanitizing agent. As used herein the term "sanitization" refers to the act or process of sanitizing.

As used herein, the term "virucide" refers to an agent that inhibits or destroys viruses, and is synonymous with "viricide". An agent that exhibits the ability to inhibit or destroy viruses is described as having "virucidal" activity. Peroxycarboxylic acids can have virucidal activity. Typical alternative virucides known in the art which may be suitable for use with the present invention include, for example, alcohols, ethers, chloroform, formaldehyde, phenols, beta propiolactone, iodine, chlorine, mercury salts, hydroxylamine, ethylene oxide, ethylene glycol, quaternary ammonium compounds, enzymes, and detergents.

As used herein, the term "biocide" refers to a chemical agent, typically broad spectrum, which inactivates or destroys microorganisms. A chemical agent that exhibits the ability to inactivate or destroy microorganisms is described as having "biocidal" activity. Peroxycarboxylic acids can have biocidal activity. Typical alternative biocides known in the art, which may be suitable for use in the present invention include, for example, chlorine, chlorine dioxide, chloroisocyanurates, hypochlorites, ozone, acrolein, amines, chlorinated phenolics, copper salts, organo-sulphur compounds, and quaternary ammonium salts.

As used herein, the phrase "minimum biocidal concentration" refers to the minimum concentration of a biocidal agent that, for a specific contact time,

will produce a desired lethal, irreversible reduction in the viable population of the targeted microorganisms. The effectiveness can be measured by the log₁₀ reduction in viable microorganisms after treatment. In one aspect, the targeted reduction in viable microorganisms after treatment is at least a 3-log reduction, more preferably at least a 4-log reduction, and most preferably at least a 5-log reduction. In another aspect, the minimum biocidal concentration is at least a 6-log reduction in viable microbial cells.

As used herein, the terms "peroxygen source" and "source of peroxygen" refer to compounds capable of providing hydrogen peroxide at a concentration of about 1 mM or more when in an aqueous solution including, but not limited to, hydrogen peroxide, hydrogen peroxide adducts (e.g., urea-hydrogen peroxide adduct (carbamide peroxide)), perborates, and percarbonates. As described herein, the concentration of the hydrogen peroxide provided by the peroxygen compound in the aqueous reaction formulation is initially at least 1 mM or more upon combining the reaction components. In one embodiment, the hydrogen peroxide concentration in the aqueous reaction formulation is at least 10 mM. In another embodiment, the hydrogen peroxide concentration in the aqueous reaction formulation is at least 100 mM. In another embodiment, the hydrogen peroxide concentration in the aqueous reaction formulation is at least 200 mM. In another embodiment, the hydrogen peroxide concentration in the aqueous reaction formulation is 500 mM or more. In yet another embodiment, the hydrogen peroxide concentration in the aqueous reaction formulation is 1000 mM or more. The molar ratio of the hydrogen peroxide to enzyme substrate, such as triglyceride, (H₂O₂:substrate) in the aqueous reaction formulation may be from about 0.002 to 20, preferably about 0.1 to 10, and most preferably about 0.5 to 5.

As used herein, the term "benefit agent" refers to a material that promotes or enhances a useful advantage, a favorable/desirable effect or benefit. In one embodiment, a process is provided whereby a benefit agent, such as a composition comprising a peroxycarboxylic acid, is applied to a textile or article of clothing to achieve a desired benefit, such as disinfecting, bleaching, destaining, deodorizing, and any combination thereof.

Variant Polypeptides Having An Increased PAAF/PAAH Ratio.

The present variant polypeptides were derived from the *Thermotoga maritima* wild-type acetyl xylan esterase that has been previously demonstrated to have significant perhydrolytic activity for producing

5 peroxycarboxylic acids from carboxylic acid esters and a source of peroxygen, such as hydrogen peroxide (U.S. Patent Application Publication No. 2008-0176299 to DiCosimo *et al.*). However, the *Thermotoga maritima* wild-type acetyl xylan esterase also has the ability to hydrolyze the peroxycarboxylic acid product into the corresponding carboxylic acid and hydrogen peroxide.

10 Given that the desired peroxycarboxylic acid-based bleaching or disinfecting formulation comprising enzymatically-produced peroxycarboxylic acid will likely contain at least some of the active enzyme catalyst, there is a need to identify at least one variant polypeptide having a higher PAAF/PAAH ratio when compared to the PAAF/PAAH ratio of the *Thermotoga maritima*

15 wild-type enzyme under the same (or as reasonably identical as possible) assay conditions. In one embodiment, the increase in the PAAF/PAAH ratio preferably occurs across the pH range where the enzyme is typically active. In another embodiment, the increase in the PAAF/PAAH ratio preferably occurs without a substantial drop in the perhydrolysis to hydrolysis reaction (P/H) ratio

20 of the enzyme for the carboxylic acid ester substrate (*i.e.*, the perhydrolytic reactions typically occur in an aqueous reaction formulation where the carboxylic acid ester may be hydrolyzed by the enzyme catalyst).

A library of variant polypeptides was created from the wild-type *Thermotoga maritima* perhydrolase (SEQ ID NO: 2) and assayed for an

25 increase in the ratio of perhydrolytic specific activity relative to the peroxycarboxylic acid hydrolysis activity. In order to measure this ratio, an assay was developed to measure the specific activity of the variant polypeptide for peracetic acid formation ("PAAF") from triacetin (100 mM) and hydrogen peroxide (100 mM) at ca. 25 °C in phosphate buffer (50 mM, pH 7.2) using

30 heat-treated extract supernatant total protein produced in *E. coli* strain KLP18 expressing wild-type or variant perhydrolase (Example 13). The specific activity of the variant polypeptide for hydrolyzing the peroxycarboxylic acid (PAAH) was measured using ca. 2000 ppm peracetic acid (ca. 26.3 mM) in

phosphate buffer (50 mM, pH 7.2) at ca. 25°C using heat-treated extract supernatant total protein from *E. coli* strain KLP18 expressing wild-type or variant perhydrolase (see example 14). The PAAF specific activity was divided by the PAAH specific activity to determine the PAAF/PAAH ratio.

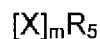
5

Suitable Reaction Conditions for the Enzyme-catalyzed Preparation of Peroxycarboxylic acids from Carboxylic Acid Esters and Hydrogen Peroxide

A process is provided to produce an aqueous formulation comprising at least one peroxycarboxylic acid by reacting carboxylic acid esters and an
 10 inorganic peroxide (such as hydrogen peroxide, sodium perborate or sodium percarbonate) in the presence of an enzyme catalyst having perhydrolysis activity, wherein the enzyme catalyst comprises an enzyme having amino acid sequence SEQ ID NO: 14. Although the increase in the PAAF/PAAH ratio was determined using a controlled set of specific reaction conditions, the variant
 15 enzyme catalyst may be used to produce peroxycarboxylic acids from any number of suitable substrates under a variety of reaction conditions.

In one embodiment, suitable substrates include one or more esters provided by the following formula:

20



wherein X = an ester group of the formula $R_6C(O)O$

R_6 = C1 to C7 linear, branched or cyclic hydrocarbyl moiety, optionally substituted with hydroxyl groups or C1 to C4 alkoxy groups, wherein R_6
 25 optionally comprises one or more ether linkages for R_6 = C2 to C7;

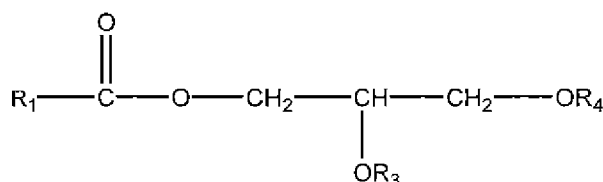
R_5 = a C1 to C6 linear, branched, or cyclic hydrocarbyl moiety optionally substituted with hydroxyl groups; wherein each carbon atom in R_5 individually comprises no more than one hydroxyl group or no more than one ester group; wherein R_5 optionally comprises one or more ether
 30 linkages;

$m=1$ to the number of carbon atoms in R_5 ; and

wherein said esters have solubility in water of at least 5 ppm at 25 °C.

In another embodiment, R_6 is C1 to C7 linear hydrocarbyl moiety, optionally substituted with hydroxyl groups or C1 to C4 alkoxy groups, optionally comprising one or more ether linkages. In a further preferred embodiment, R_6 is C2 to C7 linear hydrocarbyl moiety, optionally substituted with hydroxyl groups, and/or optionally comprising one or more ether linkages.

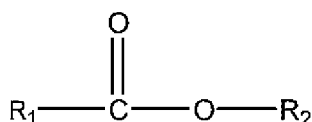
In another embodiment, suitable substrates also include one or more glycerides of the formula:



10

wherein R_1 = C1 to C7 straight chain or branched chain alkyl optionally substituted with an hydroxyl or a C1 to C4 alkoxy group and R_3 and R_4 are individually H or $R_1\text{C}(\text{O})$.

In another aspect, suitable substrates may also include one or more esters of the formula:



wherein R_1 is a C1 to C7 straight chain or branched chain alkyl optionally substituted with an hydroxyl or a C1 to C4 alkoxy group and R_2 is a C1 to C10 straight chain or branched chain alkyl, alkenyl, alkynyl, aryl, alkylaryl, alkylheteroaryl, heteroaryl, $(\text{CH}_2\text{CH}_2\text{O})_n$, or $(\text{CH}_2\text{CH}(\text{CH}_3)-\text{O})_n\text{H}$ and n is 1 to 10.

Suitable substrates may also include one or more acetylated saccharides selected from the group consisting of acetylated mono-, di-, and polysaccharides. In another embodiment, the acetylated saccharides are selected from the group consisting of acetylated xylan, fragments of acetylated

xylan, acetylated xylose (such as xylose tetraacetate), acetylated glucose (such as glucose pentaacetate), β -D-ribofuranose-1,2,3,5-tetraacetate, tri-O-acetyl-D-galactal, tri-O-acetyl-D-glucal, and acetylated cellulose. In a preferred embodiment, the acetylated saccharide is selected from the group consisting of

5 β -D-ribofuranose-1,2,3,5-tetraacetate, tri-O-acetyl-D-galactal, tri-O-acetyl-D-glucal, and acetylated cellulose.

In another embodiment, suitable substrates are selected from the group consisting of: monoacetin; diacetin; triacetin; monopropionin; dipropionin; tripropionin; monobutylin; dibutylin; tributyrin; glucose pentaacetate; xylose

10 tetraacetate; acetylated xylan; acetylated xylan fragments; β -D-ribofuranose-1,2,3,5-tetraacetate; tri-O-acetyl-D-galactal; tri-O-acetyl-D-glucal; monoesters or diesters of 1,2-ethanediol, 1,2-propanediol, 1,3-propanediol, 1,2-butanediol, 1,3-butanediol, 2,3-butanediol, 1,4-butanediol, 1,2-pentanediol, 2,5-pentanediol, 1,6-pentanediol, 1,2-hexanediol, 2,5-hexanediol, 1,6-hexanediol;

15 and mixtures thereof.

In another embodiment, the carboxylic acid ester is selected from the group consisting of monoacetin, diacetin, triacetin, and combinations thereof. In another embodiment, the substrate is a C1 to C6 polyol comprising one or more ester groups. In a preferred embodiment, one or more of the hydroxyl

20 groups on the C1 to C6 polyol are substituted with one or more acetoxy groups (such as 1,3-propanediol diacetate, 1,4-butanediol diacetate, etc.). In a further embodiment, the substrate is propylene glycol diacetate (PGDA), ethylene glycol diacetate (EGDA), or a mixture thereof.

In another embodiment, suitable substrates are selected from the group consisting of ethyl acetate; methyl lactate; ethyl lactate; methyl glycolate; ethyl glycolate; methyl methoxyacetate; ethyl methoxyacetate; methyl 3-hydroxybutyrate; ethyl 3-hydroxybutyrate; triethyl 2-acetyl citrate; glucose

25 pentaacetate; gluconolactone; glycerides (mono-, di-, and triglycerides) such as monoacetin, diacetin, triacetin, monopropionin, dipropionin (glyceryl dipropionate), tripropionin (1,2,3-tripropionylglycerol), monobutylin, dibutylin (glyceryl dibutyrate), tributyrin (1,2,3-tributyrylglycerol); acetylated saccharides; and mixtures thereof.

30

In a further embodiment, suitable substrates are selected from the group consisting of monoacetin, diacetin, triacetin, monopropionin, dipropionin, tripropionin, monobutyryn, dibutyryn, tributyrin, ethyl acetate, and ethyl lactate. In yet another aspect, the substrate is selected from the group consisting of
5 diacetin, triacetin, ethyl acetate, and ethyl lactate. In a most preferred embodiment, the suitable substrate comprises triacetin.

The carboxylic acid ester is present in the aqueous reaction formulation at a concentration sufficient to produce the desired concentration of peroxy-carboxylic acid upon enzyme-catalyzed perhydrolysis. The carboxylic
10 acid ester need not be completely soluble in the aqueous reaction formulation, but has sufficient solubility to permit conversion of the ester by the perhydrolyase catalyst to the corresponding peroxy-carboxylic acid. The carboxylic acid ester is present in the aqueous reaction formulation at a concentration of 0.0005 wt % to 40 wt % of the aqueous reaction formulation,
15 preferably at a concentration of 0.01 wt % to 20 wt % of the aqueous reaction formulation, and more preferably at a concentration of 0.05 wt % to 10 wt % of the aqueous reaction formulation. The wt % of carboxylic acid ester may optionally be greater than the solubility limit of the carboxylic acid ester, such that the concentration of the carboxylic acid ester is at least 0.0005 wt % in the
20 aqueous reaction formulation that is comprised of water, enzyme catalyst, and source of peroxide, where the remainder of the carboxylic acid ester remains as a second separate phase of a two-phase aqueous/organic reaction formulation. Not all of the added carboxylic acid ester must immediately dissolve in the aqueous reaction formulation, and after an initial mixing of all
25 reaction components, additional continuous or discontinuous mixing is optional.

The peroxy-carboxylic acids produced by the present reaction components may vary depending upon the selected substrates, so long as the present enzyme catalyst is used. In one embodiment, the peroxy-carboxylic acid produced is peracetic acid, perpropionic acid, perbutyric acid, perlactic
30 acid, perglycolic acid, permethoxyacetic acid, per- β -hydroxybutyric acid, or mixtures thereof.

The peroxygen source may include, but is not limited to, hydrogen peroxide, hydrogen peroxide adducts (e.g., urea-hydrogen peroxide adduct

(carbamide peroxide)), perborate salts and percarbonate salts. The concentration of peroxygen compound in the aqueous reaction formulation may range from 0.0033 wt % to about 50 wt %, preferably from 0.033 wt % to about 40 wt %, more preferably from 0.33 wt % to about 30 wt %.

5 Many perhydrolase catalysts (such as whole cells, permeabilized whole cells, and partially purified whole cell extracts) have been reported to have catalase activity (EC 1.11.1.6). Catalases catalyze the conversion of hydrogen peroxide into oxygen and water. In one aspect, the enzyme catalyst having perhydrolase activity lacks catalase activity. In another aspect, a catalase
10 inhibitor is added to the aqueous reaction formulation. Examples of catalase inhibitors include, but are not limited to, sodium azide and hydroxylamine sulfate. One of skill in the art can adjust the concentration of catalase inhibitor as needed. The concentration of the catalase inhibitor typically ranges from 0.1 mM to about 1 M; preferably about 1 mM to about 50 mM; more preferably
15 from about 1 mM to about 20 mM. In one aspect, sodium azide concentration typically ranges from about 20 mM to about 60 mM while hydroxylamine sulfate is concentration is typically about 0.5 mM to about 30 mM, preferably about 10 mM.

The catalase activity in a host cell can be down-regulated or eliminated
20 by disrupting expression of the gene(s) responsible for the catalase activity using well known techniques including, but not limited to, transposon mutagenesis, RNA antisense expression, targeted mutagenesis, and random mutagenesis. In a preferred embodiment, the gene(s) encoding the endogenous catalase activity are down-regulated or disrupted (*i.e.*, "knocked-
25 out"). As used herein, a "disrupted" gene is one where the activity and/or function of the protein encoded by the modified gene is no longer present. Means to disrupt a gene are well-known in the art and may include, but are not limited to, insertions, deletions, or mutations to the gene so long as the activity and/or function of the corresponding protein is no longer present. In a further
30 preferred embodiment, the production host is an *E. coli* production host comprising a disrupted catalase gene selected from the group consisting of *kafG* and *kafE* (see U.S. Patent Application Publication No. 2008-0176783 to DiCosimo *et al.*). In another embodiment, the production host is an *E. coli*

strain comprising a down-regulation and/or disruption in both *katG* and *katE* catalase genes. An *E. coli* strain comprising a double-knockout of *katG* and *katE* has been prepared and is described as *E. coli* strain KLP18 (U.S. Patent Application Publication No. 2008-0176783 to DiCosimo *et al.*).

5 The concentration of the catalyst in the aqueous reaction formulation depends on the specific catalytic activity of the catalyst, and is chosen to obtain the desired rate of reaction. The weight of catalyst in perhydrolysis reactions typically ranges from 0.0001 mg to 50 mg per mL of total reaction volume, preferably from 0.0005 mg to 10. mg per mL, more preferably from 0.0010 mg
10 to 2.0 mg per mL. The catalyst may also be immobilized on a soluble or insoluble support using methods well-known to those skilled in the art; see for example, Immobilization of Enzymes and Cells; Gordon F. Bickerstaff, Editor; Humana Press, Totowa, NJ, USA; 1997. The use of immobilized catalysts permits the recovery and reuse of the catalyst in subsequent reactions. The
15 enzyme catalyst may be in the form of whole microbial cells, permeabilized microbial cells, microbial cell extracts, partially-purified or purified enzymes, and mixtures thereof.

 In one aspect, the concentration of peroxycarboxylic acid generated by the combination of chemical perhydrolysis and enzymatic perhydrolysis of the
20 carboxylic acid ester is sufficient to provide an effective concentration of peroxycarboxylic acid for disinfection, bleaching, sanitization, deodorizing or destaining at a desired pH. In another aspect, the present methods provide combinations of enzymes and enzyme substrates to produce the desired effective concentration of peroxycarboxylic acid, where, in the absence of
25 added enzyme, there is a significantly lower concentration of peroxycarboxylic acid produced. Although there may be some chemical perhydrolysis of the enzyme substrate by direct chemical reaction of inorganic peroxide with the enzyme substrate, there may not be a sufficient concentration of peroxycarboxylic acid generated to provide an effective concentration of
30 peroxycarboxylic acid in the desired applications, and a significant increase in total peroxycarboxylic acid concentration is achieved by the addition of an appropriate perhydrolase catalyst to the aqueous reaction formulation.

In one aspect of the invention, the concentration of peroxycarboxylic acid generated (e.g. peracetic acid) by the enzymatic perhydrolysis is at least about 2 ppm, preferably at least 20 ppm, preferably at least 100 ppm, more preferably at least about 200 ppm peroxycarboxylic acid, more preferably at least 300 ppm, more preferably at least 500 ppm, more preferably at least 700 ppm, more preferably at least about 1000 ppm peroxycarboxylic acid, most preferably at least 2000 ppm peroxycarboxylic acid within 5 minutes more preferably within 1 minute of initiating the enzymatic perhydrolysis reaction. In a second aspect of the invention, the concentration of peroxycarboxylic acid generated (e.g. peracetic acid) by the enzymatic perhydrolysis is at least about 2 ppm, preferably at least 20 ppm, preferably at least 30 ppm, more preferably at least about 40 ppm peroxycarboxylic acid, more preferably at least 50 ppm, more preferably at least 60 ppm, more preferably at least 70 ppm, more preferably at least about 80 ppm peroxycarboxylic acid, most preferably at least 100 ppm peroxycarboxylic acid within 5 minutes, more preferably within 1 minute, of initiating the enzymatic perhydrolysis reaction (*i.e.*, time measured from combining the reaction components to form the formulation).

The aqueous formulation comprising the peroxycarboxylic acid may be optionally diluted with diluent comprising water, or a solution predominantly comprised of water, to produce a formulation with the desired lower target concentration of peroxycarboxylic acid. In one aspect, the reaction time required to produce the desired concentration (or concentration range) of peroxycarboxylic acid is about 5 minutes or less, more preferably about 1 minute or less.

In other aspects, the surface or inanimate object contaminated with a concentration of a biological contaminant(s) is contacted with the peroxycarboxylic acid formed in accordance with the processes described herein within about 1 minute to about 168 hours of combining said reaction components, or within about 1 minute to about 48 hours, or within about 1 minute to 2 hours of combining said reaction components, or any such time interval therein.

In another aspect, the peroxycarboxylic acid formed in accordance with the processes describe herein is used in a laundry care application wherein the

peroxycarboxylic acid is contacted with clothing or a textile to provide a benefit, such as disinfecting, bleaching, destaining, deodorizing and/or a combination thereof. The peroxycarboxylic acid may be used in a variety of laundry care products including, but not limited to, laundry or textile pre-wash treatments, 5 laundry detergents or additives, stain removers, bleaching compositions, deodorizing compositions, and rinsing agents. In one embodiment, the present process to produce a peroxycarboxylic acid for a target surface is conducted *in situ*.

In the context of laundry care applications, the term "contacting an 10 article of clothing or textile" means that the article of clothing or textile is exposed to a formulation disclosed herein. To this end, there are a number of formats the formulation may be used to treat articles of clothing or textiles including, but not limited to, liquid, solids, gel, paste, bars, tablets, spray, foam, powder, or granules and can be delivered via hand dosing, unit dosing, dosing 15 from a substrate, spraying and automatic dosing from a laundry washing or drying machine. Granular compositions can also be in compact form; liquid compositions can also be in a concentrated form.

When the formulations disclosed herein are used in a laundry washing machine, the formulation can further contain components typical to laundry 20 detergents. For example, typical components included, but are not limited to, surfactants, bleaching agents, bleach activators, additional enzymes, suds suppressors, dispersants, lime-soap dispersants, soil suspension and anti-redeposition agents, softening agents, corrosion inhibitors, tarnish inhibitors, germicides, pH adjusting agents, non-builder alkalinity sources, chelating 25 agents, organic and/or inorganic fillers, solvents, hydrotropes, optical brighteners, dyes, and perfumes.

The formulations disclosed herein can also be used as detergent additive products in solid or liquid form. Such additive products are intended to supplement or boost the performance of conventional detergent compositions 30 and can be added at any stage of the cleaning process.

In connection with the present systems and methods for laundry care where the peracid is generated for one or more of bleaching, stain removal, and odor reduction, the concentration of peracid generated (e.g., peracetic

- acid) by the perhydrolysis of at least one carboxylic acid ester may be at least about 2 ppm, preferably at least 20 ppm, preferably at least 100 ppm, and more preferably at least about 200 ppm peracid. In connection with the present systems and methods for laundry care where the peracid is generated
- 5 for disinfection or sanitization, the concentration of peracid generated (e.g., peracetic acid) by the perhydrolysis of at least one carboxylic acid ester may be at least about 2 ppm, more preferably at least 20 ppm, more preferably at least 200 ppm, more preferably at least 500 ppm, more preferably at least 700 ppm, more preferably at least about 1000 ppm peracid, most preferably at least
- 10 2000 ppm peracid within 10 minutes, preferably within 5 minutes, and most preferably within 1 minute of initiating the perhydrolysis reaction. The product formulation comprising the peracid may be optionally diluted with water, or a solution predominantly comprised of water, to produce a formulation with the desired lower concentration of peracid. In one aspect of the present methods
- 15 and systems, the reaction time required to produce the desired concentration of peracid is not greater than about two hours, preferably not greater than about 30 minutes, more preferably not greater than about 10 minutes, even more preferably not greater than about 5 minutes, and most preferably in about 1 minute or less.
- 20 The temperature of the reaction is chosen to control both the reaction rate and the stability of the enzyme catalyst activity. The temperature of the reaction may range from just above the freezing point of the aqueous reaction formulation (approximately 0 °C) to about 85 °C, with a preferred range of reaction temperature of from about 5 °C to about 55 °C.
- 25 The pH of the aqueous reaction formulation while enzymatically producing peroxycarboxylic acid is maintained at a pH ranging from about 5.0 to about 10.0, preferably about 6.5 to about 8.5, and yet even more preferably about 6.5 to about 7.5. In one embodiment, the pH of the aqueous reaction formulation ranges from about 6.5 to about 8.5 for at least 30 minutes after
- 30 combining the reaction components. The pH of the aqueous reaction formulation may be adjusted or controlled by the addition or incorporation of a suitable buffer, including, but not limited to, phosphate, pyrophosphate, bicarbonate, acetate, or citrate. In one embodiment, the buffer is selected from

a phosphate buffer and a bicarbonate buffer. The concentration of buffer, when employed, is typically from 0.1 mM to 1.0 M, preferably from 1 mM to 300 mM, most preferably from 10 mM to 100 mM. In another aspect of the present invention, no buffer is added to the reaction mixture while enzymatically
5 producing peroxycarboxylic acid.

In yet another aspect, the enzymatic perhydrolysis aqueous reaction formulation may contain an organic solvent that acts as a dispersant to enhance the rate of dissolution of the carboxylic acid ester in the aqueous reaction formulation. Such solvents include, but are not limited to, propylene
10 glycol methyl ether, acetone, cyclohexanone, diethylene glycol butyl ether, tripropylene glycol methyl ether, diethylene glycol methyl ether, propylene glycol butyl ether, dipropylene glycol methyl ether, cyclohexanol, benzyl alcohol, isopropanol, ethanol, propylene glycol, and mixtures thereof.

In another aspect, the enzymatic perhydrolysis product may contain
15 additional components that provide desirable functionality. These additional components include, but are not limited to, buffers, detergent builders, thickening agents, emulsifiers, surfactants, wetting agents, corrosion inhibitors (e.g., benzotriazole), enzyme stabilizers, and peroxide stabilizers (e.g., metal ion chelating agents). Many of the additional components are well known in
20 the detergent industry (see, for example, U.S. Patent 5,932,532; hereby incorporated by reference). Examples of emulsifiers include, but are not limited to, polyvinyl alcohol or polyvinylpyrrolidone. Examples of thickening agents include, but are not limited to, LAPONITE® RD, corn starch, PVP, CARBOWAX®, CARBOPOL®, CABOSIL®, polysorbate 20, PVA, and lecithin.
25 Examples of buffering systems include, but are not limited to, sodium phosphate monobasic/sodium phosphate dibasic; sulfamic acid/triethanolamine; citric acid/triethanolamine; tartaric acid/triethanolamine; succinic acid/triethanolamine; and acetic acid/triethanolamine. Examples of surfactants include, but are not limited to, a) non-ionic surfactants such as
30 block copolymers of ethylene oxide or propylene oxide, ethoxylated or propoxylated linear and branched primary and secondary alcohols, and aliphatic phosphine oxides b) cationic surfactants such as quaternary ammonium compounds, particularly quaternary ammonium compounds having

a C8-C20 alkyl group bound to a nitrogen atom additionally bound to three C1-C2 alkyl groups, c) anionic surfactants such as alkane carboxylic acids (e.g., C8-C20 fatty acids), alkyl phosphonates, alkane sulfonates (e.g., sodium dodecylsulphate "SDS") or linear or branched alkyl benzene sulfonates, alkene sulfonates and d) amphoteric and zwitterionic surfactants such as aminocarboxylic acids, aminodicarboxylic acids, alkybetaines, and mixtures thereof. Additional components may include fragrances, dyes, stabilizers of hydrogen peroxide (e.g., metal chelators such as 1-hydroxyethylidene-1,1-diphosphonic acid (DEQUEST® 2010, Solutia Inc., St. Louis, MO) and ethylenediaminetetraacetic acid (EDTA)), TURPINAL® SL, DEQUEST® 0520, DEQUEST® 0531, stabilizers of enzyme activity (e.g., polyethylene glycol (PEG)), and detergent builders.

In another aspect, the enzymatic perhydrolysis product may be pre-mixed to generate the desired concentration of peroxycarboxylic acid prior to contacting the surface or inanimate object to be disinfected.

In another aspect, the enzymatic perhydrolysis product is not pre-mixed to generate the desired concentration of peroxycarboxylic acid prior to contacting the surface or inanimate object to be disinfected, but instead, the components of the aqueous reaction formulation that generate the desired concentration of peroxycarboxylic acid are contacted with the surface or inanimate object to be disinfected and/or bleached or destained, generating the desired concentration of peroxycarboxylic acid. In some embodiments, the components of the aqueous reaction formulation combine or mix at the locus. In some embodiments, the reaction components are delivered or applied to the locus and subsequently mix or combine to generate the desired concentration of peroxycarboxylic acid.

Production of Peroxycarboxylic acids using a Perhydrolase Catalyst

The peroxycarboxylic acids, once produced, are quite reactive and may decrease in concentration over extended periods of time, depending on variables that include, but are not limited to, temperature and pH. As such, it may be desirable to keep the various reaction components separated, especially for liquid formulations. In one aspect, the hydrogen peroxide source

is separate from either the substrate or the perhydrolase catalyst, preferably from both. This can be accomplished using a variety of techniques including, but not limited to, the use of multicompartment chambered dispensers (U.S. Patent 4,585,150) and at the time of use physically combining the perhydrolase catalyst with a source of peroxygen (such as hydrogen peroxide) and the present substrates to initiate the aqueous enzymatic perhydrolysis reaction. The perhydrolase catalyst may optionally be immobilized within the body of reaction chamber or separated (e.g., filtered, etc.) from the reaction product comprising the peroxycarboxylic acid prior to contacting the surface and/or object targeted for treatment. The perhydrolase catalyst may be in a liquid matrix or in a solid form (e.g., powder or tablet) or embedded within a solid matrix that is subsequently mixed with the substrates to initiate the enzymatic perhydrolysis reaction. In a further aspect, the perhydrolase catalyst may be contained within a dissolvable or porous pouch that may be added to the aqueous substrate matrix to initiate enzymatic perhydrolysis. In yet a further aspect, the perhydrolase catalyst may comprise the contents contained within a separate compartment of a dissolvable or porous pouch that has at least one additional compartment for the containment contents comprising the ester substrate and/or source of peroxide. In an additional further aspect, a powder comprising the enzyme catalyst is suspended in the substrate (e.g., triacetin), and at time of use is mixed with a source of peroxygen in water.

Method for Determining the Concentration of Peroxycarboxylic acid and Hydrogen Peroxide.

A variety of analytical methods can be used in the present method to analyze the reactants and products including, but not limited to, titration, high performance liquid chromatography (HPLC), gas chromatography (GC), mass spectroscopy (MS), capillary electrophoresis (CE), the analytical procedure described by U. Karst *et al.* (*Anal. Chem.*, 69(17):3623-3627 (1997)), and the 2,2'-azino-bis (3-ethylbenzothiazoline)-6-sulfonate (ABTS) assay (S. Minning, *et al.*, *Analytica Chimica Acta* 378:293-298 (1999) and WO 2004/058961 A1) as described in U.S. Patent Application Publication No. 2008/0176783.

Determination of Minimum Biocidal Concentration of Peroxycarboxylic acids

The method described by J. Gabrielson *et al.* (*J. Microbiol. Methods* 50: 63-73 (2002)) can be employed for determination of the Minimum Biocidal Concentration (MBC) of peroxycarboxylic acids, or of hydrogen peroxide and enzyme substrates. The assay method is based on XTT reduction inhibition, where XTT (2,3-bis[2-methoxy-4-nitro-5-sulfophenyl]-5-[(phenylamino)carbonyl]-2H-tetrazolium, inner salt, monosodium salt) is a redox dye that indicates microbial respiratory activity by a change in optical density (OD) measured at 490 nm or 450 nm. However, there are a variety of other methods available for testing the activity of disinfectants and antiseptics including, but not limited to, viable plate counts, direct microscopic counts, dry weight, turbidity measurements, absorbance, and bioluminescence (see, for example Brock, Semour S., Disinfection, Sterilization, and Preservation, 5th edition, Lippincott Williams & Wilkins, Philadelphia, PA, USA; 2001).

15

Uses of Enzymatically Prepared Peroxycarboxylic acid Compositions

The enzyme catalyst-generated peroxycarboxylic acid produced according to the present method can be used in a variety of hard surface/inanimate object applications for reduction of concentrations of biological contaminants, such as decontamination of medical instruments (*e.g.*, endoscopes), textiles (such as garments and carpets), food preparation surfaces, food storage and food-packaging equipment, materials used for the packaging of food products, chicken hatcheries and grow-out facilities, animal enclosures, and spent process waters that have microbial and/or virucidal activity. The enzyme-generated peroxycarboxylic acids may be used in formulations designed to inactivate prions (*e.g.*, certain proteases) to additionally provide biocidal activity (see U.S. Patent 7,550,420 to DiCosimo *et al.*).

25

In one aspect, the peroxycarboxylic acid composition is useful as a disinfecting agent for non-autoclavable medical instruments and food packaging equipment. As the peroxycarboxylic acid-containing formulation may be prepared using GRAS or food-grade components (enzyme, enzyme substrate, hydrogen peroxide, and buffer), the enzyme-generated

30

peroxycarboxylic acid may also be used for decontamination of animal carcasses, meat, fruits and vegetables, or for decontamination of prepared foods. The enzyme-generated peroxycarboxylic acid may be incorporated into a product whose final form is a powder, liquid, gel, film, solid or aerosol. The
5 enzyme-generated peroxycarboxylic acid may be diluted to a concentration that still provides an efficacious decontamination.

The compositions comprising an efficacious concentration of peroxycarboxylic acid can be used to disinfect surfaces and/or objects contaminated (or suspected of being contaminated) with biological
10 contaminants, such as pathogenic microbial contaminants, by contacting the surface or object with the products produced by the present processes. As used herein, "contacting" refers to placing a disinfecting composition comprising an effective concentration of peroxycarboxylic acid in contact with the surface or inanimate object suspected of contamination with a biological
15 contaminant for a period of time sufficient to clean and disinfect. Contacting includes spraying, treating, immersing, flushing, pouring on or in, mixing, combining, painting, coating, applying, affixing to and otherwise communicating a peroxycarboxylic acid solution or composition comprising an efficacious concentration of peroxycarboxylic acid, or a solution or composition that forms
20 an efficacious concentration of peroxycarboxylic acid, with the surface or inanimate object suspected of being contaminated with a concentration of a biological contaminant. The disinfectant compositions may be combined with a cleaning composition to provide both cleaning and disinfection. Alternatively, a cleaning agent (e.g., a surfactant or detergent) may be incorporated into the
25 formulation to provide both cleaning and disinfection in a single composition.

The compositions comprising an efficacious concentration of peroxycarboxylic acid can also contain at least one additional antimicrobial agent, combinations of prion-degrading proteases, a virucide, a sporicide, or a biocide. Combinations of these agents with the peroxycarboxylic acid
30 produced by the claimed processes can provide for increased and/or synergistic effects when used to clean and disinfect surfaces and/or objects contaminated (or suspected of being contaminated) with biological contaminants. Suitable antimicrobial agents include carboxylic esters (e.g., *p*-

hydroxy alkyl benzoates and alkyl cinnamates), sulfonic acids (e.g., dodecylbenzene sulfonic acid), iodo-compounds or active halogen compounds (e.g., elemental halogens, halogen oxides (e.g., NaOCl, HOCl, HOBr, ClO₂), iodine, interhalides (e.g., iodine monochloride, iodine dichloride, iodine trichloride, iodine tetrachloride, bromine chloride, iodine monobromide, or iodine dibromide), polyhalides, hypochlorite salts, hypochlorous acid, hypobromite salts, hypobromous acid, chloro- and bromo-hydantoins, chlorine dioxide, and sodium chlorite), organic peroxides including benzoyl peroxide, alkyl benzoyl peroxides, ozone, singlet oxygen generators, and mixtures thereof, phenolic derivatives (e.g., *o*-phenyl phenol, *o*-benzyl-*p*-chlorophenol, *tert*-amyl phenol and C₁-C₆ alkyl hydroxy benzoates), quaternary ammonium compounds (e.g., alkyldimethylbenzyl ammonium chloride, dialkyldimethyl ammonium chloride and mixtures thereof), and mixtures of such antimicrobial agents, in an amount sufficient to provide the desired degree of microbial protection. Effective amounts of antimicrobial agents include about 0.001 wt% to about 60 wt% antimicrobial agent, about 0.01 wt% to about 15 wt% antimicrobial agent, or about 0.08 wt% to about 2.5 wt% antimicrobial agent.

In one aspect, the peroxy-carboxylic acids formed by the process can be used to reduce the concentration of viable biological contaminants (such as a microbial population) when applied on and/or at a locus. As used herein, a "locus" comprises part or all of a target surface suitable for disinfecting or bleaching. Target surfaces include all surfaces that can potentially be contaminated with biological contaminants. Non-limiting examples include equipment surfaces found in the food or beverage industry (such as tanks, conveyors, floors, drains, coolers, freezers, equipment surfaces, walls, valves, belts, pipes, drains, joints, crevasses, combinations thereof, and the like); building surfaces (such as walls, floors and windows); non-food-industry related pipes and drains, including water treatment facilities, pools and spas, and fermentation tanks; hospital or veterinary surfaces (such as walls, floors, beds, equipment (such as endoscopes), clothing worn in hospital/veterinary or other healthcare settings, including clothing, scrubs, shoes, and other hospital or veterinary surfaces); restaurant surfaces; bathroom surfaces; toilets; clothes and shoes; surfaces of barns or stables for livestock, such as poultry, cattle,

dairy cows, goats, horses and pigs; hatcheries for poultry or for shrimp; and pharmaceutical or biopharmaceutical surfaces (e.g., pharmaceutical or biopharmaceutical manufacturing equipment, pharmaceutical or biopharmaceutical ingredients, pharmaceutical or biopharmaceutical excipients). Additional hard surfaces include food products, such as beef, poultry, pork, vegetables, fruits, seafood, combinations thereof, and the like. The locus can also include water absorbent materials such as infected linens or other textiles. The locus also includes harvested plants or plant products including seeds, corms, tubers, fruit, and vegetables, growing plants, and especially crop growing plants, including cereals, leaf vegetables and salad crops, root vegetables, legumes, berried fruits, citrus fruits and hard fruits.

Non-limiting examples of hard surface materials are metals (e.g., steel, stainless steel, chrome, titanium, iron, copper, brass, aluminum, and alloys thereof), minerals (e.g., concrete), polymers and plastics (e.g., polyolefins, such as polyethylene, polypropylene, polystyrene, poly(meth)acrylate, polyacrylonitrile, polybutadiene, poly(acrylonitrile, butadiene, styrene), poly(acrylonitrile, butadiene), acrylonitrile butadiene; polyesters such as polyethylene terephthalate; and polyamides such as nylon). Additional surfaces include brick, tile, ceramic, porcelain, wood, wood pulp, paper, vinyl, linoleum, and carpet.

The peroxycarboxylic acids formed by the present process may be used to provide a benefit to an article of clothing or a textile including, but not limited to disinfecting, sanitizing, bleaching, destaining, and deodorizing. The peroxycarboxylic acids formed by the present process may be used in any number of laundry care products including, but not limited to textile pre-wash treatments, laundry detergents, laundry detergents or additives, stain removers, bleaching compositions, deodorizing compositions, and rinsing agents, to name a few.

The peroxycarboxylic acids formed by the present process can be used in one or more steps of the wood pulp or paper pulp bleaching/delignification process, particularly where peracetic acid is used (for example, see EP1040222 B1 and U.S. Patent 5,552,018 to Devenyns, J.)

Recombinant Microbial Expression

The genes and gene products of the instant sequences may be produced in heterologous host cells, particularly in the cells of microbial hosts. Preferred heterologous host cells for expression of the instant genes and

5 nucleic acid molecules are microbial hosts that can be found within the fungal or bacterial families and which grow over a wide range of temperature, pH values, and solvent tolerances. For example, it is contemplated that any of bacteria, yeast, and filamentous fungi may suitably host the expression of the present nucleic acid molecules. The perhydrolase may be expressed

10 intracellularly, extracellularly, or a combination of both intracellularly and extracellularly, where extracellular expression renders recovery of the desired protein from a fermentation product more facile than methods for recovery of protein produced by intracellular expression. Transcription, translation and the protein biosynthetic apparatus remain invariant relative to the cellular feedstock

15 used to generate cellular biomass; functional genes will be expressed regardless. Examples of host strains include, but are not limited to, bacterial, fungal or yeast species such as *Aspergillus*, *Trichoderma*, *Saccharomyces*, *Pichia*, *Phaffia*, *Kluyveromyces*, *Candida*, *Hansenula*, *Yarrowia*, *Salmonella*, *Bacillus*, *Acinetobacter*, *Zymomonas*, *Agrobacterium*, *Erythrobacter*,

20 *Chlorobium*, *Chromatium*, *Flavobacterium*, *Cytophaga*, *Rhodobacter*, *Rhodococcus*, *Streptomyces*, *Brevibacterium*, *Corynebacteria*, *Mycobacterium*, *Deinococcus*, *Escherichia*, *Erwinia*, *Pantoea*, *Pseudomonas*, *Sphingomonas*, *Methylomonas*, *Methylobacter*, *Methylococcus*, *Methylosinus*, *Methylomicrobium*, *Methylocystis*, *Alcaligenes*, *Synechocystis*,

25 *Synechococcus*, *Anabaena*, *Thiobacillus*, *Methanobacterium*, *Klebsiella*, and *Myxococcus*. In one embodiment, bacterial host strains include *Escherichia*, *Bacillus*, and *Pseudomonas*. In a preferred embodiment, the bacterial host cell is *Escherichia coli*.

30 Industrial Production

A variety of culture methodologies may be applied to produce the perhydrolase catalyst. Large-scale production of a specific gene product overexpressed from a recombinant microbial host may be produced by batch,

fed-batch or continuous culture methodologies. Batch and fed-batch culturing methods are common and well known in the art and examples may be found in Thomas D. Brock in Biotechnology: A Textbook of Industrial Microbiology,

Second Edition, Sinauer Associates, Inc., Sunderland, MA (1989) and

- 5 Deshpande, Mukund V., *Appl. Biochem. Biotechnol.*, 36:227 (1992).

In one embodiment, commercial production of the desired perhydrolase catalyst is accomplished with a continuous culture. Continuous cultures are an open system where a defined culture media is added continuously to a bioreactor and an equal amount of conditioned media is removed

- 10 simultaneously for processing. Continuous cultures generally maintain the cells at a constant high liquid phase density where cells are primarily in log phase growth. Alternatively, continuous culture may be practiced with immobilized cells where carbon and nutrients are continuously added and valuable products, by-products or waste products are continuously removed
15 from the cell mass. Cell immobilization may be performed using a wide range of solid supports composed of natural and/or synthetic materials.

- Recovery of the desired perhydrolase catalysts from a batch or fed-batch fermentation, or continuous culture may be accomplished by any of the methods that are known to those skilled in the art. For example, when the
20 enzyme catalyst is produced intracellularly, the cell paste is separated from the culture medium by centrifugation or membrane filtration, optionally washed with water or an aqueous buffer at a desired pH, then a suspension of the cell paste in an aqueous buffer at a desired pH is homogenized to produce a cell extract containing the desired enzyme catalyst. The cell extract may optionally be
25 filtered through an appropriate filter aid such as celite or silica to remove cell debris prior to a heat-treatment step to precipitate undesired protein from the enzyme catalyst solution. The solution containing the desired enzyme catalyst may then be separated from the precipitated cell debris and protein produced during the heat-treatment step by membrane filtration or centrifugation, and the
30 resulting partially-purified enzyme catalyst solution concentrated by additional membrane filtration, then optionally mixed with an appropriate excipient (for example, maltodextrin, trehalose, sucrose, lactose, sorbitol, mannitol, phosphate buffer, citrate buffer, or mixtures thereof) and spray-dried to

produce a solid powder comprising the desired enzyme catalyst. Alternatively, the resulting partially-purified enzyme catalyst solution prepared as described above may be optionally concentrated by additional membrane filtration, and the partially-purified enzyme catalyst solution or resulting enzyme concentrate is then optionally mixed with one or more stabilizing agents (e.g., glycerol, sorbitol, propylene glycol, 1,3-propanediol, polyols, polymeric polyols, polyvinylalcohol), one or more salts (e.g., sodium chloride, sodium sulfate, potassium chloride, potassium sulfate, or mixtures thereof), and one or more biocides, and maintained as an aqueous solution until used.

When an amount, concentration, or other value or parameter is given either as a range, preferred range, or a list of upper preferable values and lower preferable values, this is to be understood as specifically disclosing all ranges formed from any pair of any upper range limit or preferred value and any lower range limit or preferred value, regardless of whether ranges are separately disclosed. Where a range of numerical values is recited herein, unless otherwise stated, the range is intended to include the endpoints thereof, and all integers and fractions within the range. It is not intended that the scope be limited to the specific values recited when defining a range.

GENERAL METHODS

The following examples are provided to demonstrate preferred embodiments. It should be appreciated by those of skill in the art that the techniques disclosed in the examples which follow represent techniques discovered by the inventor to function well in the practice of the methods disclosed herein, and thus can be considered to constitute preferred modes for its practice. However, those of skill in the art should, in light of the present disclosure, appreciate that many changes can be made in the specific embodiments which are disclosed and still obtain a like or similar result without departing from the spirit and scope of the presently disclosed methods.

All reagents and materials were obtained from DIFCO Laboratories (Detroit, MI), GIBCO/BRL (Gaithersburg, MD), TCI America (Portland, OR), Roche Diagnostics Corporation (Indianapolis, IN) or Sigma-Aldrich Chemical Company (St. Louis, MO), unless otherwise specified.

The following abbreviations in the specification correspond to units of measure, techniques, properties, or compounds as follows: "sec" or "s" means second(s), "min" means minute(s), "h" or "hr" means hour(s), "μL" means microliter(s), "mL" means milliliter(s), "L" means liter(s), "mM" means millimolar, "M" means molar, "mmol" means millimole(s), "ppm" means part(s) per million, "wt" means weight, "wt%" means weight percent, "g" means gram(s), "μg" means microgram(s), "ng" means nanogram(s), "g" means gravity, "HPLC" means high performance liquid chromatography, "dd H₂O" means distilled and deionized water, "dcw" means dry cell weight, "ATCC" or "ATCC[®]" means the American Type Culture Collection (Manassas, VA), "U" means unit(s) of perhydrolase activity, "rpm" means revolution(s) per minute, and "EDTA" means ethylenediaminetetraacetic acid.

EXAMPLE 1

Construction of a Random Mutagenesis Library of *Thermotoga maritima* Acetyl Xylan Esterase C277S Variant

The coding sequence of a *Thermotoga maritima* acetyl xylan esterase (GENBANK[®] accession # NP_227893.1) was synthesized using codons optimized for expression in *E. coli* (DNA 2.0, Menlo Park, Calif.), and cloned into pUC19 between *Pst*I and *Xba*I to create the plasmid known as pSW202 (U.S. Patent Application Publication 2008-0176299). The codon-optimized sequence is provided as SEQ ID NO:1 encoding the wild-type *T. maritima* acetyl xylan esterase provided as SEQ ID NO: 2.

A codon change was made in the gene using primer pairs identified as SEQ ID NO: 3 and SEQ ID NO: 4, and the QUIKCHANGE[®] site-directed mutagenesis kit (Stratagene, La Jolla, CA), according to the manufacturer's instructions, resulting in the amino acid change C277S (SEQ ID NO: 5), to create the plasmid known as pSW202/C277S (SEQ ID NO: 6). Plasmid pSW202/C277S served as a template for error-prone PCR using primers identified as SEQ ID NO: 7 and SEQ ID NO: 8, and the GENEMORPH[®] II random mutagenesis kit (Stratagene), according to the manufacturer's recommendations. The resulting PCR product was digested with *Pst*I and *Xba*I and ligated with pUC19 also digested with *Pst*I and *Xba*I. *E. coli* KLP18

(see U.S. 2008-0176299; herein incorporated by reference in its entirety) was transformed with the ligation mixture and plated onto LB plates supplemented with 0.1 mg ampicillin/mL. Nucleotide sequencing of a random sample indicated a mutation frequency of 2-8 changes per PCR product.

5

EXAMPLE 2

Screening of *Thermotoga maritima* Error-prone PCR Library for Increased Enzyme Activity

Colonies were picked (automated) and placed into 96-well "master plates" containing 0.1 mL LB media supplemented with 0.1 mg ampicillin/mL and grown 16-18 h at 37 °C and 80% humidity. From each well of the master plates, 0.003 mL of culture was transferred to 96-well "induction plates" containing 0.3 mL LB media supplemented with 0.1 mg ampicillin/mL and 0.5 mM IPTG, which were incubated for 16-18 h with shaking at 37 °C and 80% humidity. Separately, 0.1 mL of 50% glycerol was added to each well of the master plates, which were stored at -80 °C as stocks. From each well of the induction plates, 0.01 mL of culture was transferred to 96-well "lysis plates" containing 0.09 mL of 56 mg/mL CELLYTIC™ Express (Sigma Aldrich, St. Louis, MO), which were incubated for 30 minutes at 30 °C. From each well of the lysis plates, 0.01 mL of material was transferred to 96-well "assay plates" containing 0.045 mL "assay solution part 1" (50 mM triacetin, 50 mM potassium phosphate buffer, pH 7.0). To each well of the assay plates was then added 0.045 mL of "assay solution part 2" (50 mM hydrogen peroxide). Plates were gently mixed and incubated for 10 minutes at 30 °C. To each well of the assay plate was added 0.1 mL of "stop buffer" (100 mM o-phenylenediamine and 500 mM sodium dihydrogen phosphate, pH 2.0). The plates were incubated for 30 minutes at 30 °C, after which absorbance at 458 nm was read. *T. maritima* WT (codon optimized gene encoding the wild type enzyme) and *T. maritima* C277S were incorporated into each plate as controls. Screening of approximately 5000 colonies resulted in the identification of one variant (labeled as "A3") demonstrating activity approximately 3-fold greater than *T. maritima* C277S. Nucleotide sequencing indicated 6 additional amino acid changes in this A3 variant (F24I, S35T, Q179L, N275D, S308G, and F317S) when compared to

the *T. maritima* acetyl xylan esterase C277S variant. The "A3" strain will also be referred to herein as the "F24I/S35T/Q179L/N275D/C277S/S308G/F317S variant". The nucleic acid sequence of the A3 variant is provided as SEQ ID NO: 9 and the corresponding amino acid sequence of the A3 variant is
5 provided as SEQ ID NO: 10.

EXAMPLE 3

Production of F24I/S35T/Q179L/N275D/C277S/S308G/F317S Variant of *Thermotoga maritima* Perhydrolase

10 Strain KLP18/pSW202/F24I/S35T/Q179L/N275D/C277S/S308G/F317S was grown in LB media at 37 °C with shaking up to $OD_{600nm} = 0.4 - 0.5$, at which time IPTG was added to a final concentration of 1 mM, and incubation continued for 2-3 h. Cells were harvested by centrifugation and SDS-PAGE was performed to confirm expression of the perhydrolase enzyme at 20-40% of
15 total soluble protein.

EXAMPLE 4

Construction of N275D/C277S Variant of *Thermotoga maritima* Perhydrolase

Using plasmid pSW202/C277S as starting template (see Example 1),
20 the N275D mutation was added using the primer pair identified as SEQ ID NOs: 11 and 12, and QUIKCHANGE® (Stratagene) according to the manufacturer's instructions. Mutations were confirmed by nucleotide sequencing, and the plasmid (pSW202/N275D/C277S) was transformed into *E. coli* KLP18 to generate the strain KLP18/pSW202/N275D/C277S. The nucleic
25 acid sequence encoding N275D/C277S is provided as SEQ ID NO: 13. The amino acid sequence of the N275D/C277S variant is provided as SEQ ID NO: 14.

EXAMPLE 5

Production of N275D/C277S Variant of *Thermotoga maritima* Perhydrolase

30 Strain KLP18/pSW202/N275D/C277S was grown in LB media at 37 °C with shaking up to $OD_{600nm} = 0.4 - 0.5$, at which time IPTG was added to a final concentration of 1mM, and incubation continued for 2-3 h. Cells were

harvested by centrifugation and SDS-PAGE was performed to confirm expression of the perhydrolase enzyme at 20-40% of total soluble protein.

EXAMPLE 6

5 Construction of C277S/F317S variant of *Thermotoga maritima* perhydrolase

Using plasmid pSW202/C277S as starting template, the F317S mutation was added using the primer pair identified as SEQ ID NOs: 15 and 16, and QUIKCHANGE® (Stratagene) according to the manufacturer's instructions. Mutations were confirmed by nucleotide sequencing, and the plasmid
10 (pSW202/C277SF317S) was transformed into *E. coli* KLP18 to generate the strain KLP18/pSW202/C277S/F317S. The nucleic acid sequence encoding C277S/F317S is provided as SEQ ID NO: 17. The amino acid sequence of the C277S/F317S variant is provided as SEQ ID NO: 18.

15 EXAMPLE 7

Production of C277S/F317S Variant of *Thermotoga maritima* Perhydrolase

Strain KLP18/pSW202/C277S/F317S was grown in LB media at 37 °C with shaking up to OD_{600nm} = 0.4 - 0.5, at which time IPTG was added to a final concentration of 1mM, and incubation continued for 2-3 h. Cells were
20 harvested by centrifugation and SDS-PAGE was performed to confirm expression of the perhydrolase enzyme at 20-40% of total soluble protein.

EXAMPLE 8

Construction of S35T/C277S Variant of *Thermotoga maritima* Perhydrolase

Using plasmid pSW202/C277S as starting template, the S35T mutation was added using the primer pair identified as SEQ ID NOs: 19 and 20, and QUIKCHANGE® (Stratagene) according to the manufacturer's instructions. Mutations were confirmed by nucleotide sequencing, and the plasmid
25 (pSW202/S35T/C277S) was transformed into *E. coli* KLP18 to generate the strain KLP18/pSW202/S35T/C277S. The nucleic acid sequence encoding S35T/C277S is provided as SEQ ID NO: 21. The amino acid sequence of the S25T/C277S variant is provided as SEQ ID NO: 22.
30

EXAMPLE 9Production of S35T/C277S Variant of *Thermotoga maritima* Perhydrolase

- Strain KLP18/pSW202/S35T/C277S was grown in LB media at 37 °C with shaking up to OD_{600nm} = 0.4 - 0.5, at which time IPTG was added to a final concentration of 1mM, and incubation continued for 2-3 h. Cells were harvested by centrifugation and SDS-PAGE was performed to confirm expression of the perhydrolase enzyme at 20-40% of total soluble protein.

EXAMPLE 1010 Construction of Q179L/C277S Variant of *Thermotoga maritima* Perhydrolase

- Using plasmid pSW202/C277S as starting template, the Q179L mutation was added using the primer pair identified as SEQ ID NOs: 23 and 24, and QUIKCHANGE® (Stratagene) according to the manufacturer's instructions. Mutations were confirmed by nucleotide sequencing, and the plasmid (pSW202/Q179L/C277S) was transformed into *E. coli* KLP18 to generate the strain KLP18/pSW202/Q179L/C277S. The nucleic acid sequence encoding Q179L/C277S is provided as SEQ ID NO: 25. The amino acid sequence of the Q179L/C277S variant is provided as SEQ ID NO: 26.

20 EXAMPLE 11Production of Q179L/C277S Variant of *Thermotoga maritima* Perhydrolase

- Strain KLP18/pSW202/Q179L/C277S was grown in LB media at 37 °C with shaking up to OD_{600nm} = 0.4 - 0.5, at which time IPTG was added to a final concentration of 1mM, and incubation continued for 2-3 h. Cells were harvested by centrifugation and SDS-PAGE was performed to confirm expression of the perhydrolase enzyme at 20-40% of total soluble protein.

EXAMPLE 1230 Preparation of Cell Lysates Containing Semi-Purified *Thermotoga maritima* Variant Acetyl Xylan Esterases

Cell cultures of *E. coli*
 KLP18/pSW202/F24I/S35T/Q179L/N275D/C277S/S308G/F317S,
 KLP18/pSW202/N275D/C277S, KLP18/pSW202/C277S/F317S,

KLP18/pSW202/S35T/C277S, and KLP18/pSW202/Q179L/C277S were each grown as described in Examples 3, 5, 7, 9 and 11, respectively. The resulting cell pastes were re-suspended (20% w/v) in 50 mM phosphate buffer (pH 7.0) supplemented with 1.0 mM dithiothreitol (DTT). Re-suspended cells were
 5 passed through a French pressure cell twice to ensure >95% cell lysis. Lysed cells were centrifuged for 30 minutes at 12,000 x g, and the resulting supernatant was heated at 75 °C for 20 minutes, followed by quenching in an ice bath for 2 minutes. Precipitated protein was removed by centrifugation for 10 minutes at 11,000 x g. SDS-PAGE indicated that each CE-7 perhydrolase
 10 variant comprised approximately 85-90 % of the total protein in the heat-treated extract supernatant.

EXAMPLE 13

Perhydrolase Specific Activity of *Thermotoga maritima* Wild-type and Variant

15 Acetyl Xylan Esterases

Reactions (10-mL total volume) to measure perhydrolase specific activity were run at 25 °C in phosphate buffer (50 mM, pH 7.2) containing triacetin (100 mM), hydrogen peroxide (100 mM) and one of the following acetyl xylan esterase variants: *T. maritima*
 20 F24I/S35T/Q179L/N275D/C277S/S308G/F317S perhydrolase (2.5 µg/mL of heat-treated extract supernatant total protein from *E. coli* KLP18/pSW202/F24I/S35T/Q179L/N275D/C277S/S308G/F317S), *T. maritima* N275D/C277S perhydrolase (2.5 µg/mL of heat-treated extract supernatant total protein from *E. coli* KLP18/pSW202/N275D/C277S), *T. maritima*
 25 C277S/F317S perhydrolase (2.5 µg/mL of heat-treated extract supernatant total protein from *E. coli* KLP18/pSW202/C277S/F317S), *T. maritima* S35T/C277S perhydrolase (2.5 µg/mL of heat-treated extract supernatant total protein from *E. coli* KLP18/pSW202/S35T/C277S), *T. maritima* Q179L/C277S
 30 perhydrolase (2.5 µg/mL of heat-treated extract supernatant total protein from *E. coli* KLP18/pSW202/Q179L/C277S) (all prepared as described in Example 12). Reactions were stirred for only the first 30 seconds of reaction to initially mix the reactants and enzyme. A sample from each of the reaction mixtures described above was withdrawn after the first minute of each reaction, and

every two minutes thereafter for fifteen minutes, and each sample was analyzed for peracetic acid by reaction with methyl-*p*-tolyl sulfide (MTS, see below).

Measurement of the rate of peracetic acid production in the reaction mixture was performed using a modification of the method described by Karst *et al.* (*Anal. Chem.*, 69(17):3623-3627 (1997)). A sample (0.040 mL) of the reaction mixture was removed at predetermined times as described above and immediately mixed with 0.960 mL of 5 mM phosphoric acid in water to terminate the reaction by adjusting the pH of the diluted sample to between pH 3 and pH 4. The resulting solution was filtered using an ULTRAFREE® MC-filter unit (30,000 Normal Molecular Weight Limit (NMWL), Millipore Corp., Billerica, MA; cat # UFC3LKT 00) by centrifugation for 2 min at 12,000 rpm. An aliquot (0.100 mL) of the resulting filtrate was transferred to a 1.5-mL screw cap HPLC vial (Agilent Technologies, Palo Alto, CA; #5182-0715) containing 0.300 mL of deionized water, then 0.100 mL of 20 mM MTS (methyl-*p*-tolyl sulfide) in acetonitrile was added, the vial capped, and the contents briefly mixed prior to a 10 min incubation at ca. 25 °C in the absence of light. To the vial was then added 0.400 mL of acetonitrile and 0.100 mL of a solution of triphenylphosphine (TPP, 40 mM) in acetonitrile, the vial re-capped, and the resulting solution mixed and incubated at ca. 25 °C for 30 min in the absence of light. To the vial was then added 0.100 mL of 10 mM N,N-diethyl-*m*-toluamide (DEET; HPLC external standard) and the resulting solution analyzed by HPLC for MTSO (methyl-*p*-tolyl sulfoxide), the stoichiometric oxidation product produced by reaction of MTS with peracetic acid. A control reaction was run in the absence of added extract protein or triacetin to determine the rate of oxidation of MTS in the assay mixture by hydrogen peroxide, for correction of the rate of peracetic acid production for background MTS oxidation.

HPLC method: Supelco Discovery C8 column (10-cm X 4.0-mm, 5 µm) (catalog #569422-U) with Supelco Supelguard Discovery C8 precolumn (Supelco; catalog # 59590-U); 10 microliter injection volume; gradient method

with CH₃CN (Sigma-Aldrich; catalog #270717) and deionized water at 1.0 mL/min and ambient temperature (Table 4).

Table 4. HPLC Gradient for analysis of peracetic acid.

Time (min:sec)	(% CH ₃ CN)
0:00	40
3:00	40
3:10	100
4:00	100
4:10	40
7:00 (stop)	40

5

Reactions were also run under identical conditions to that described immediately above using either *T. maritima* wild-type acetyl xylan esterase (50 µg/mL of heat-treated extract supernatant total protein from *E. coli* KLP18/pSW202) or *T. maritima* C277S variant acetyl xylan esterase (2.5 µg/mL of heat-treated extract supernatant total protein from *E. coli* KLP18/pSW202/C277S) (see U.S. Patent Application Publication 2008-0176299 and U.S. Patent Application No. 2010/0087529), where the heat-treated extract supernatant was prepared according to the procedure of Example 12. The perhydrolysis reaction rate and the perhydrolase specific activity for perhydrolysis of triacetin to peracetic acid for each of the perhydrolases are reported in Table 5.

15

Table 5. Perhydrolase specific activity (PAAF specific activity) for *Thermotoga maritima* wild-type and variant perhydrolases.

<i>Thermotoga maritima</i> perhydrolase	perhydrolase concen. (µg/mL)	perhydrolysis rate (mM/min)	perhydrolase specific activity (U/mg protein)
wild type	50	5.36	107
C277S	2.5	1.97	788

N275D/C277S	2.5	2.03	812
C277S/F317S	2.5	2.09	836
S35T/C277S	2.5	1.07	428
Q179L/C277S	2.5	1.52	608
F24I/S35T/Q179L/N275D/ C277S/ S308G/F317S	2.5	2.77	1108

EXAMPLE 14

Peracid Hydrolysis Specific Activity of *Thermotoga maritima* Wild-type and

5 Variant Acetyl Xylan Esterases

Reactions (10-mL total volume) to measure peracid hydrolysis specific activity were run at 25 °C in phosphate buffer (50 mM, pH 7.2) containing peracetic acid (26.3 mM, 2000 ppm) and one of the following acetyl xylan esterase variants: *T. maritima* F24I/S35T/Q179L/N275D/C277S/S308G/F317S perhydrolase (10 µg/mL of heat-treated extract supernatant total protein from

10 *E. coli* KLP18/pSW202/F24I/S35T/Q179L/N275D/C277S/S308G/F317S), *T. maritima* N275D/C277S perhydrolase (25 µg/mL of heat-treated extract supernatant total protein from *E. coli* KLP18/pSW202/N275D/C277S), *T. maritima* C277S/F317S perhydrolase (25 µg/mL of heat-treated extract

15 supernatant total protein from *E. coli* KLP18/pSW202/C277S/F317S), *T. maritima* S35T/C277S perhydrolase (25 µg/mL of heat-treated extract supernatant total protein from *E. coli* KLP18/pSW202/S35T/C277S), *T. maritima* Q179L/C277S perhydrolase (25 µg/mL of heat-treated extract supernatant total protein from *E. coli* KLP18/pSW202/Q179L/C277S (all

20 prepared as described in Example 12). Reactions were stirred for only the first 30 seconds of reaction to initially mix the reactants and enzyme. A sample from each of the reaction mixtures described above was withdrawn after the first minute of each reaction, and every two minutes thereafter for fifteen minutes, and each sample was analyzed for peracetic acid using a modification

25 of the method described by Karst *et al.*, *supra*.

Reactions were also run under identical conditions to that described immediately above using either *T. maritima* wild-type perhydrolase (50 µg/mL

of heat-treated extract supernatant total protein from *E. coli* KLP18/pSW202) or *T. maritima* C277S variant perhydrolase (10 µg/mL of heat-treated extract supernatant total protein from *E. coli* KLP18/pSW202/C277S), where the heat-treated extract supernatant was prepared according to the procedure of

- 5 Example 12. The peracid hydrolysis reaction rate and the peracid hydrolysis specific activity for hydrolysis of peracetic acid to acetic acid and hydrogen peroxide for each perhydrolase are reported in Table 6.

10 Table 6. Peracid hydrolysis specific activity (PAAH specific activity) of *Thermotoga maritima* wild-type and variant perhydrolases.

<i>Thermotoga maritima</i> perhydrolase	perhydrolase concen. (µg/mL)	peracid hydrolysis rate (mM/min)	peracid hydrolysis specific activity (U/mg protein)
wild type	50	1.21	24.3
C277S	10	0.54	54.1
N275D/C277S	25	0.64	25.6
C277S/F317S	25	1.08	43.2
S35T/C277S	25	0.53	21.2
Q179L/C277S	25	0.60	24.0
F24I/S35T/Q179L/N275D/ C277S/ S308G/ F317S	10	0.55	55.0

EXAMPLE 15

Comparison of the Relative Perhydrolase (PAAF) and Peracid Hydrolysis (PAAH) Specific Activities of *Thermotoga maritima* Wild-type and Variant

15 Acetyl Xylan Esterases

- Table 7 reports the perhydrolase specific activity (Example 13), the peracid hydrolysis specific activity (Example 14), and the ratio of perhydrolase specific activity to peracid hydrolysis specific activity for each of the listed *T. maritima* wild-type and variant acetyl xylan esterases. The N275D/C277S,
20 F24I/S35T/Q179L/N275D/S308G/F317S/C277S, C277S/F317S, S35T/C277S,

and Q179L/C277S acetyl xylan esterases each had an improved ratio of perhydrolase specific activity for peracetic acid formation (PAAF) to peracetic acid hydrolysis specific activity (PAAH) when compared to either the *T. maritima* wild-type or the C277S variant perhydrolase.

CL4845 PCT

Table 7. Relative Perhydrolase (PAAF) and Peracid Hydrolysis (PAAH) Specific Activities of *Thermotoga maritima* Wild-type and Variant Acetyl Xylan Esterases.

	perhydrolase specific activity (U/mg protein)	peracid hydrolysis specific activity (U/mg protein)	ratio of (perhydrolase/ peracid hydrolysis) specific activities	Fold	
				Increase of PAAF/PAAH ratio vs. Wild-Type	Increase of PAAF/PAAH ratio vs. C277S Variant
<i>Thermotoga maritima</i> perhydrolase					
Wild-type	107	24.3	4.4	---	---
C277S	788	54.1	14.6	3.3	---
N275D/C277S	812	25.6	31.7	7.2	2.2
C277S/F317S	836	43.2	19.4	4.4	1.3
S35T/C277S	428	21.2	20.2	4.6	1.4
Q179L/C277S	608	24.0	25.3	5.8	1.7
F24I/S35T/Q179L/N275D/ C277S/ S308G/ F317S	1108	55.0	20.1	4.6	1.4

What is claimed is:

1. An isolated nucleic acid molecule selected from the group consisting of:
 - (a) a polynucleotide encoding a polypeptide having perhydrolytic activity, said polypeptide comprising the amino acid sequence of SEQ ID NO: 14;
 - (b) a polynucleotide comprising the nucleic acid sequence of SEQ ID NO: 13; and
 - (c) a polynucleotide fully complementary to the polynucleotide of (a) or (b).
2. A vector comprising the nucleic acid molecule of claim 1.
3. A recombinant DNA construct comprising the nucleic acid molecule of claim 1 operably-linked to a suitable regulatory sequence.
4. A recombinant host cell comprising the recombinant DNA construct of claim 3.
5. An isolated polypeptide having perhydrolytic activity comprising the amino acid sequence of SEQ ID NO: 14.
6. The polypeptide of claim 5; wherein said polypeptide is characterized by a peracetic acid formation specific activity (PAAF) to peracetic acid hydrolysis specific activity (PAAH) ratio (PAAF/PAAH) that is at least 1.1-fold higher than the PAAF/PAAH ratio of the *Thermotoga maritima* acetyl xylan esterase having amino acid sequence SEQ ID NO: 2.
7. A process for producing a peroxycarboxylic acid comprising:
 - (a) providing a set of reaction components comprising:
 - (1) at least one substrate selected from the group consisting of:
 - (i) one or more esters having the structure



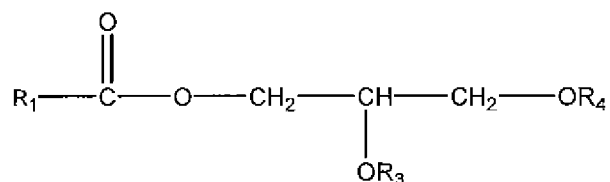
wherein

X = an ester group of the formula $R_6-C(O)O$;

R_6 = C1 to C7 linear, branched or cyclic hydrocarbyl moiety, optionally substituted with hydroxyl groups or C1 to C4 alkoxy groups, wherein R_6 optionally comprises one or more ether linkages for R_6 = C2 to C7;

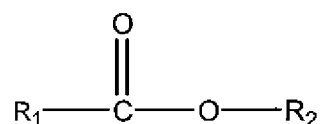
R_5 = a C1 to C6 linear, branched, or cyclic hydrocarbyl moiety optionally substituted with hydroxyl groups; wherein each carbon atom in R_5 individually comprises no more than one hydroxyl group or no more than one ester group; wherein R_5 optionally comprises one or more ether linkages; $m=1$ to the number of carbon atoms in R_5 ; and wherein said esters have solubility in water of at least 5 ppm at 25 °C;

(ii) one or more glycerides having the structure



wherein R_1 = C1 to C7 straight chain or branched chain alkyl optionally substituted with an hydroxyl or a C1 to C4 alkoxy group and R_3 and R_4 are individually H or $R_1C(O)$;

(iii) one or more esters of the formula:



wherein R_1 is a C1 to C7 straight chain or branched chain alkyl optionally substituted with an hydroxyl or a C1 to C4 alkoxy group and R_2 is a C1 to C10 straight chain or branched chain alkyl, alkenyl, alkynyl, aryl, alkylaryl, alkylheteroaryl, heteroaryl, $(CH_2CH_2O)_n$, or $(CH_2CH(CH_3)-O)_nH$ and n is 1 to 10;

- (iv) one or more acetylated monosaccharides, acetylated disaccharides, or acetylated polysaccharides; and
 - (v) any combination of (i) through (iv);
- (2) a source of peroxygen; and
 - (3) an enzyme catalyst comprising the polypeptide of claim 5;
- (b) combining the set of reaction components under suitable reaction conditions whereby peroxycarboxylic acid is produced; and
 - (c) optionally diluting the peroxycarboxylic acid produced in step (b).

8. The process of claim 7 further comprising the step of: d) contacting a hard surface or inanimate object with the peroxycarboxylic acid produced in step (b) or step (c); whereby said hard surface or said inanimate object is disinfected, bleached, destained or a combination thereof.

9. The process of claim 7 wherein the inanimate object is a medical instrument.

10. The process of claim 7 further comprising the step of: d) contacting an article of clothing or a textile with peroxycarboxylic acid produced in step (b) or step (c); whereby the article of clothing or textile receives a benefit.

11. The process of claim 10 wherein the benefit is selected from the group consisting of a disinfecting, sanitizing, bleaching, destaining, deodorizing, and combinations thereof.

12. The process of claim 7 further comprising the step of: d) contacting wood pulp or paper pulp with peroxycarboxylic acid produced in step (b) or step (c); whereby the wood pulp or paper pulp is bleached.

13. The process of claim 7 wherein the substrate is selected from the group consisting of: monoacetin; diacetin; triacetin; monopropionin; dipropionin; tripropionin; monobutylin; dibutylin; tributyrin; glucose pentaacetate; xylose tetraacetate; acetylated xylan; acetylated xylan fragments; β -D-ribofuranose-1,2,3,5-tetraacetate; tri-O-acetyl-D-galactal; tri-O-acetyl-D-glucal; monoesters or diesters of 1,2-ethanediol, 1,2-propanediol, 1,3-propanediol, 1,2-butanediol, 1,3-butanediol, 2,3-butanediol, 1,4-butanediol, 1,2-pentanediol, 2,5-pentanediol, 1,6-pentanediol, 1,2-hexanediol, 2,5-hexanediol, 1,6-hexanediol; and mixtures thereof.

14. The process of claim 13 wherein the substrate is triacetin.

15. The process of claim 7 wherein the peroxycarboxylic acid produced is peracetic acid, perpropionic acid, perbutyric acid, perlactic acid, perglycolic acid, permethoxyacetic acid, per- β -hydroxybutyric acid, or mixtures thereof.

16. The process of claim 7 wherein the enzyme catalyst is in the form of a microbial cell, a permeabilized microbial cell, a microbial cell extract, a partially purified enzyme, or a purified enzyme.

17. A composition comprising:

- (a) a set of reaction components comprising:
 - (1) at least one substrate selected from the group consisting of:
 - (i) one or more esters having the structure



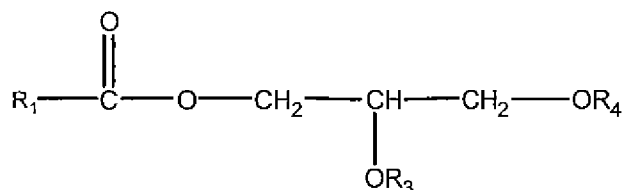
wherein

X = an ester group of the formula $R_6-C(O)O$;

R_6 = C1 to C7 linear, branched or cyclic hydrocarbyl moiety, optionally substituted with hydroxyl groups or C1 to C4 alkoxy groups, wherein R_6 optionally comprises one or more ether linkages for R_6 = C2 to C7;

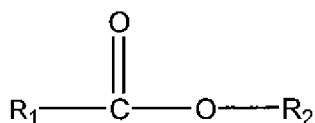
R_5 = a C1 to C6 linear, branched, or cyclic hydrocarbyl moiety optionally substituted with hydroxyl groups; wherein each carbon atom in R_5 individually comprises no more than one hydroxyl group or no more than one ester group; wherein R_5 optionally comprises one or more ether linkages; $m=1$ to the number of carbon atoms in R_5 ; and wherein said esters have solubility in water of at least 5 ppm at 25 °C;

(ii) one or more glycerides having the structure



wherein R_1 = C1 to C7 straight chain or branched chain alkyl optionally substituted with an hydroxyl or a C1 to C4 alkoxy group and R_3 and R_4 are individually H or $R_1C(O)$;

(iii) one or more esters of the formula:



wherein R_1 is a C1 to C7 straight chain or branched chain alkyl optionally substituted with an hydroxyl or a C1 to C4 alkoxy group and R_2 is a C1 to C10 straight chain or branched chain alkyl, alkenyl, alkynyl, aryl, alkylaryl, alkylheteroaryl, heteroaryl,

$(\text{CH}_2\text{CH}_2\text{O})_n$, or $(\text{CH}_2\text{CH}(\text{CH}_3)\text{-O})_n\text{H}$ and n is 1 to 10;

- (iv) one or more acetylated monosaccharides, acetylated disaccharides, or acetylated polysaccharides; and
- (v) any combination of (i) through (iv);
- (2) a source of peroxygen; and
- (3) an enzyme catalyst comprising the polypeptide of claim 5; and
- (b) at least one peroxycarboxylic acid formed upon combining the set of reaction components of (a).

18. A peracid generation and delivery system comprising:

- (a) a first compartment comprising
 - (1) an enzyme catalyst comprising the polypeptide of claim 5;
 - (2) at least one substrate selected from the group consisting of:
 - (i) one or more esters having the structure



wherein

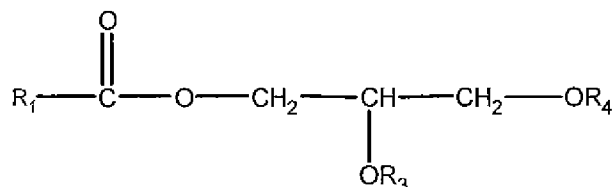
X = an ester group of the formula $\text{R}_6\text{-C}(\text{O})\text{O}$;

R_6 = C1 to C7 linear, branched or cyclic hydrocarbyl moiety, optionally substituted with hydroxyl groups or C1 to C4 alkoxy groups, wherein R_6 optionally comprises one or more ether linkages for R_6 = C2 to C7;

R_5 = a C1 to C6 linear, branched, or cyclic hydrocarbyl moiety optionally substituted with hydroxyl groups; wherein each carbon atom in R_5 individually comprises no more than one hydroxyl

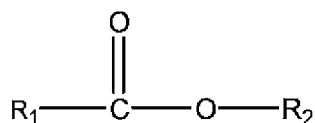
group or no more than one ester group; wherein R_5 optionally comprises one or more ether linkages; $m=1$ to the number of carbon atoms in R_5 ; and wherein said esters have solubility in water of at least 5 ppm at 25 °C;

- (ii) one or more glycerides having the structure



wherein R_1 = C1 to C7 straight chain or branched chain alkyl optionally substituted with an hydroxyl or a C1 to C4 alkoxy group and R_3 and R_4 are individually H or $R_1\text{C}(\text{O})$;

- (iii) one or more esters of the formula:



wherein R_1 is a C1 to C7 straight chain or branched chain alkyl optionally substituted with an hydroxyl or a C1 to C4 alkoxy group and R_2 is a C1 to C10 straight chain or branched chain alkyl, alkenyl, alkynyl, aryl, alkylaryl, alkylheteroaryl, heteroaryl, $(\text{CH}_2\text{CH}_2\text{O})_n$, or $(\text{CH}_2\text{CH}(\text{CH}_3)-\text{O})_n\text{H}$ and n is 1 to 10;

- (iv) one or more acetylated monosaccharides, acetylated disaccharides, or acetylated polysaccharides; and
- (v) any combination of (i) through (iv); and
- (3) an optional buffer; and
- (b) a second compartment comprising
 - (1) source of peroxygen;
 - (2) a peroxide stabilizer; and

(3) an optional buffer.

19. The peracid generation and delivery system of claim 18 wherein the substrate comprises triacetin.

20. A laundry care product comprising the polypeptide of claim 5.

INTERNATIONAL SEARCH REPORT

International application No
PCT/US2010/058845

A. CLASSIFICATION OF SUBJECT MATTER
INV. C11D3/00 C11D3/386 C12N9/18 C12P7/40 A61L2/18
ADD.

According to International Patent Classification (IPC) or to both national classification and IPC

B. FIELDS SEARCHED

Minimum documentation searched (classification system followed by classification symbols)
C11D C12N C12P A61L

Documentation searched other than minimum documentation to the extent that such documents are included in the fields searched

Electronic data base consulted during the international search (name of data base and, where practical, search terms used)

EPO-Internal, BIOSIS, EMBASE, WPI Data

C. DOCUMENTS CONSIDERED TO BE RELEVANT

Category*	Citation of document, with indication, where appropriate, of the relevant passages	Relevant to claim No.
A	DICOSIMO R: "Thermophilic perhydrolases for Peracetic Acid Production", INTERNET CITATION, 30 July 2009 (2009-07-30), page 1, XP002557717, Retrieved from the Internet: URL: http://sim.confex.com/sim/2009/techprogram/P11179.HTM [retrieved on 2009-12-14] the whole document	1-20
A	WO 2009/067279 A1 (DU PONT [US]; DICOSIMO ROBERT [US]; GAVAGAN JOHN E [US]; PAYNE MARK [U] 28 May 2009 (2009-05-28) the whole document examples 40,41 sequences 17,18 ----- -/-	1-20



Further documents are listed in the continuation of Box C.



See patent family annex.

* Special categories of cited documents :

"A" document defining the general state of the art which is not considered to be of particular relevance

"E" earlier document but published on or after the international filing date

"L" document which may throw doubts on priority claim(s) or which is cited to establish the publication date of another citation or other special reason (as specified)

"O" document referring to an oral disclosure, use, exhibition or other means

"P" document published prior to the international filing date but later than the priority date claimed

"T" later document published after the international filing date or priority date and not in conflict with the application but cited to understand the principle or theory underlying the invention

"X" document of particular relevance; the claimed invention cannot be considered novel or cannot be considered to involve an inventive step when the document is taken alone

"Y" document of particular relevance; the claimed invention cannot be considered to involve an inventive step when the document is combined with one or more other such documents, such combination being obvious to a person skilled in the art.

"&" document member of the same patent family

Date of the actual completion of the international search

1 February 2011

Date of mailing of the international search report

14/02/2011

Name and mailing address of the ISA/

European Patent Office, P.B. 5818 Patentlaan 2
NL - 2280 HV Rijswijk
Tel. (+31-70) 340-2040,
Fax: (+31-70) 340-3016

Authorized officer

Giebeler, Katharina

INTERNATIONAL SEARCH REPORT

International application No
PCT/US2010/058845

C(Continuation). DOCUMENTS CONSIDERED TO BE RELEVANT

Category*	Citation of document, with indication, where appropriate, of the relevant passages	Relevant to claim No.
A	US 2006/286651 A1 (KAZLAUSKAS ROMAS [US] ET AL) 21 December 2006 (2006-12-21) the whole document -----	1-20
A	CARBONI-OERLEMANS C ET AL: "Hydrolase-catalysed synthesis of peroxycarboxylic acids: Biocatalytic promiscuity for practical applications", JOURNAL OF BIOTECHNOLOGY, ELSEVIER SCIENCE PUBLISHERS, AMSTERDAM, NL, vol. 126, no. 2, 1 November 2006 (2006-11-01), pages 140-151, XP024956613, ISSN: 0168-1656, DOI: DOI:10.1016/J.JBIOTEC.2006.04.008 [retrieved on 2006-11-01] the whole document -----	1-20
A,P	WO 2010/039958 A1 (DU PONT [US]; DICOSIMO ROBERT [US]; PAYNE MARK S [US]; YIN TYLER [US]) 8 April 2010 (2010-04-08) cited in the application the whole document page 83; table 7 -----	1-20

INTERNATIONAL SEARCH REPORT

Information on patent family members

International application No

PCT/US2010/058845

Patent document cited in search report	Publication date	Patent family member(s)	Publication date
WO 2009067279	A1	28-05-2009	EP 2217713 A1 18-08-2010
		US 2008176299	A1 24-07-2008

US 2006286651	A1	21-12-2006	NONE

WO 2010039958	A1	08-04-2010	US 2010087528 A1 08-04-2010
			US 2010086534 A1 08-04-2010
			US 2010086535 A1 08-04-2010
			US 2010087529 A1 08-04-2010
			US 2010086621 A1 08-04-2010
			US 2010086510 A1 08-04-2010
			WO 2010039953 A1 08-04-2010
			WO 2010039956 A1 08-04-2010
			WO 2010039959 A1 08-04-2010
			WO 2010039960 A1 08-04-2010
			WO 2010039961 A1 08-04-2010
