



- (51) **International Patent Classification:**
G06F 15/16 (2006.01) *G06F 9/44* (2006.01)
- (21) **International Application Number:**
PCT/US2014/063679
- (22) **International Filing Date:**
3 November 2014 (03.11.2014)
- (25) **Filing Language:** English
- (26) **Publication Language:** English
- (30) **Priority Data:**
14/088,235 22 November 2013 (22.11.2013) US
- (71) **Applicant:** FACEBOOK INC. [US/US]; 1601 Willow Road, Menlo Park, CA 94025 (US).
- (72) **Inventor:** CLAIR, Luke; 1601 Willow Road, Menlo Park, CA 94025 (US).
- (74) **Agent:** CHOI, Hogene, L.; Baker Botts L.L.P., 2001 Ross Avenue, Suite 600, Dallas, TX 75201 (US).
- (81) **Designated States** (unless otherwise indicated, for every kind of national protection available): AE, AG, AL, AM, AO, AT, AU, AZ, BA, BB, BG, BH, BN, BR, BW, BY, BZ, CA, CH, CL, CN, CO, CR, CU, CZ, DE, DK, DM,

DO, DZ, EC, EE, EG, ES, FI, GB, GD, GE, GH, GM, GT, HN, HR, HU, ID, IL, IN, IR, IS, JP, KE, KG, KN, KP, KR, KZ, LA, LC, LK, LR, LS, LU, LY, MA, MD, ME, MG, MK, MN, MW, MX, MY, MZ, NA, NG, NI, NO, NZ, OM, PA, PE, PG, PH, PL, PT, QA, RO, RS, RU, RW, SA, SC, SD, SE, SG, SK, SL, SM, ST, SV, SY, TH, TJ, TM, TN, TR, TT, TZ, UA, UG, US, UZ, VC, VN, ZA, ZM, ZW.

- (84) **Designated States** (unless otherwise indicated, for every kind of regional protection available): ARIPO (BW, GH, GM, KE, LR, LS, MW, MZ, NA, RW, SD, SL, ST, SZ, TZ, UG, ZM, ZW), Eurasian (AM, AZ, BY, KG, KZ, RU, TJ, TM), European (AL, AT, BE, BG, CH, CY, CZ, DE, DK, EE, ES, FI, FR, GB, GR, HR, HU, IE, IS, IT, LT, LU, LV, MC, MK, MT, NL, NO, PL, PT, RO, RS, SE, SI, SK, SM, TR), OAPI (BF, BJ, CF, CG, CI, CM, GA, GN, GQ, GW, KM, ML, MR, NE, SN, TD, TG).

Declarations under Rule 4.17:

- as to applicant's entitlement to apply for and be granted a patent (Rule 4.17(ii))

Published:

- with international search report (Art. 21(3))

- (54) **Title:** PROVIDING CONTENT IN A TIMESLOT ON A CLIENT COMPUTING DEVICE

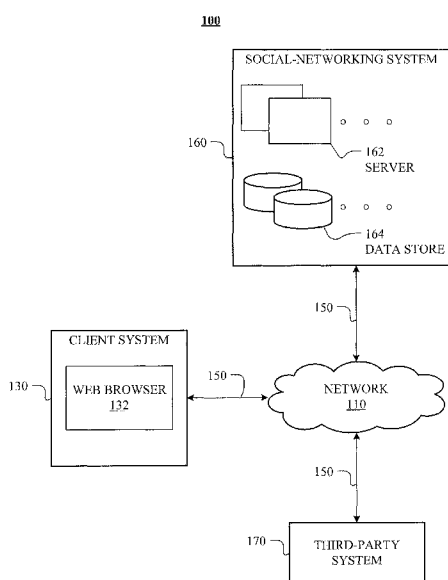


FIG. 1

(57) **Abstract:** In particular embodiments, a client computing device identifies an available timeslot for displaying content on a screen. The client computing device notifies one or more applications of the available timeslot and receives from each of one or more applications a bid to fill the available timeslot with content associated with the application. Each bid indicates the application, indicates a format of the content associated with the application, and provides at least a portion of the content associated with the application. The client computing device selects one of the bids and displays in the available timeslot on the screen the content associated with the selected bid with the format indicated by the selected bid.

PROVIDING CONTENT IN A TIMESLOT ON A CLIENT COMPUTING DEVICE

TECHNICAL FIELD

[0001] This disclosure generally relates to client computing devices.

BACKGROUND

[0002] A mobile computing device—such as a smartphone, tablet computer, or laptop computer—may include functionality for determining its location, direction, or orientation, such as a GPS receiver, compass, gyroscope, or accelerometer. Such a device may also include functionality for wireless communication, such as BLUETOOTH communication, near-field communication (NFC), or infrared (IR) communication or communication with wireless local area networks (WLANs) or cellular-telephone network. Such a device may also include one or more cameras, scanners, touchscreens, microphones, or speakers. Mobile computing devices may also execute software applications, such as games, web browsers, or social-networking applications. With social-networking applications, users may connect, communicate, and share information with other users in their social networks.

SUMMARY

[0003] In particular embodiments, a client computing device (such as a mobile computing device) may display content in one or more timeslots. An operating system or managing application of the client computing device may identify an available timeslot for displaying content. The operating system or managing application may notify one or more applications (e.g. third-party applications) on the client computing device of the available timeslot. The operating system or managing application may receive, from one or more applications, a bid to fill the timeslot with content associated with the application. Each bid may indicate the bidding application, indicate a format of the content associated with the bidding application, and provide a portion of the content associated with the bidding application. The content included in the bid may, for example, include a link to additional content and one or more interactive elements. The operating system or managing application may select one of the

bids based on one or more factors and display in the available timeslot (e.g. on the screen of the client computing device) the content associated with the selected bid, using the format indicated by the selected bid. In particular embodiments, the format indicated is one of a plurality of pre-determined formats available to the application.

BRIEF DESCRIPTION OF THE DRAWINGS

- [0004] FIGURE 1 illustrates an example network environment.
- [0005] FIGURE 2 illustrates an example social graph.
- [0006] FIGURE 3 illustrates an example computing device.
- [0007] FIGURE 4 illustrates example content displayed on a computing device.
- [0008] FIGURE 5 illustrates an example method for displaying content in a timeslot on a client computing device.
- [0009] FIGURE 6 illustrates an example computer system.

DESCRIPTION OF EXAMPLE EMBODIMENTS

[00010] FIG. 1 illustrates an example network environment 100 associated with a social-networking system. Network environment 100 includes a client system 130, a social-networking system 160, and a third-party system 170 connected to each other by a network 110. Although FIG. 1 illustrates a particular arrangement of client system 130, social-networking system 160, third-party system 170, and network 110, this disclosure contemplates any suitable arrangement of client system 130, social-networking system 160, third-party system 170, and network 110. As an example and not by way of limitation, two or more of client system 130, social-networking system 160, and third-party system 170 may be connected to each other directly, bypassing network 110. As another example, two or more of client system 130, social-networking system 160, and third-party system 170 may be physically or logically co-located with each other in whole or in part. Moreover, although FIG. 1 illustrates a particular number of client systems 130, social-networking systems 160, third-party systems 170, and networks 110, this disclosure contemplates any suitable number of client systems 130, social-networking systems 160, third-party systems 170, and networks 110. As an example and not by way of

limitation, network environment 100 may include multiple client system 130, social-networking systems 160, third-party systems 170, and networks 110.

[00011] This disclosure contemplates any suitable network 110. As an example and not by way of limitation, one or more portions of network 110 may include an ad hoc network, an intranet, an extranet, a virtual private network (VPN), a local area network (LAN), a wireless LAN (WLAN), a wide area network (WAN), a wireless WAN (WWAN), a metropolitan area network (MAN), a portion of the Internet, a portion of the Public Switched Telephone Network (PSTN), a cellular telephone network, or a combination of two or more of these. Network 110 may include one or more networks 110.

[00012] Links 150 may connect client system 130, social-networking system 160, and third-party system 170 to communication network 110 or to each other. This disclosure contemplates any suitable links 150. In particular embodiments, one or more links 150 include one or more wireline (such as for example Digital Subscriber Line (DSL) or Data Over Cable Service Interface Specification (DOCSIS)), wireless (such as for example Wi-Fi or Worldwide Interoperability for Microwave Access (WiMAX)), or optical (such as for example Synchronous Optical Network (SONET) or Synchronous Digital Hierarchy (SDH)) links. In particular embodiments, one or more links 150 each include an ad hoc network, an intranet, an extranet, a VPN, a LAN, a WLAN, a WAN, a WWAN, a MAN, a portion of the Internet, a portion of the PSTN, a cellular technology-based network, a satellite communications technology-based network, another link 150, or a combination of two or more such links 150. Links 150 need not necessarily be the same throughout network environment 100. One or more first links 150 may differ in one or more respects from one or more second links 150.

[00013] In particular embodiments, client system 130 may be an electronic device including hardware, software, or embedded logic components or a combination of two or more such components and capable of carrying out the appropriate functionalities implemented or supported by client system 130. As an example and not by way of limitation, a client system 130 may include a computer system such as a desktop computer, notebook or laptop computer, netbook, a tablet computer, e-book reader, GPS device, camera, personal digital assistant (PDA), handheld electronic device, cellular telephone, smartphone, other suitable electronic device, or

any suitable combination thereof. This disclosure contemplates any suitable client systems 130. A client system 130 may enable a network user at client system 130 to access network 110. A client system 130 may enable its user to communicate with other users at other client systems 130.

[00014] In particular embodiments, client system 130 may include a web browser 132, such as MICROSOFT INTERNET EXPLORER, GOOGLE CHROME or MOZILLA FIREFOX, and may have one or more add-ons, plug-ins, or other extensions, such as TOOLBAR or YAHOO TOOLBAR. A user at client system 130 may enter a Uniform Resource Locator (URL) or other address directing the web browser 132 to a particular server (such as server 162, or a server associated with a third-party system 170), and the web browser 132 may generate a Hyper Text Transfer Protocol (HTTP) request and communicate the HTTP request to server. The server may accept the HTTP request and communicate to client system 130 one or more Hyper Text Markup Language (HTML) files responsive to the HTTP request. Client system 130 may render a webpage based on the HTML files from the server for presentation to the user. This disclosure contemplates any suitable webpage files. As an example and not by way of limitation, webpages may render from HTML files, Extensible Hyper Text Markup Language (XHTML) files, or Extensible Markup Language (XML) files, according to particular needs. Such pages may also execute scripts such as, for example and without limitation, those written in JAVASCRIPT, JAVA, MICROSOFT SILVERLIGHT, combinations of markup language and scripts such as AJAX (Asynchronous JAVASCRIPT and XML), and the like. Herein, reference to a webpage encompasses one or more corresponding webpage files (which a browser may use to render the webpage) and vice versa, where appropriate.

[00015] In particular embodiments, social-networking system 160 may be a network-addressable computing system that can host an online social network. Social-networking system 160 may generate, store, receive, and send social-networking data, such as, for example, user-profile data, concept-profile data, social-graph information, or other suitable data related to the online social network. Social-networking system 160 may be accessed by the other components of network environment 100 either directly or via network 110. In particular embodiments, social-networking system 160 may include one or more servers 162. Each server 162 may be a

unitary server or a distributed server spanning multiple computers or multiple datacenters. Servers 162 may be of various types, such as, for example and without limitation, web server, news server, mail server, message server, advertising server, file server, application server, exchange server, database server, proxy server, another server suitable for performing functions or processes described herein, or any combination thereof. In particular embodiments, each server 162 may include hardware, software, or embedded logic components or a combination of two or more such components for carrying out the appropriate functionalities implemented or supported by server 162. In particular embodiments, social-networking system 164 may include one or more data stores 164. Data stores 164 may be used to store various types of information. In particular embodiments, the information stored in data stores 164 may be organized according to specific data structures. In particular embodiments, each data store 164 may be a relational, columnar, correlation, or other suitable database. Although this disclosure describes or illustrates particular types of databases, this disclosure contemplates any suitable types of databases. Particular embodiments may provide interfaces that enable a client system 130, a social-networking system 160, or a third-party system 170 to manage, retrieve, modify, add, or delete, the information stored in data store 164.

[00016] In particular embodiments, social-networking system 160 may store one or more social graphs in one or more data stores 164. In particular embodiments, a social graph may include multiple nodes—which may include multiple user nodes (each corresponding to a particular user) or multiple concept nodes (each corresponding to a particular concept)—and multiple edges connecting the nodes. Social-networking system 160 may provide users of the online social network the ability to communicate and interact with other users. In particular embodiments, users may join the online social network via social-networking system 160 and then add connections (e.g., relationships) to a number of other users of social-networking system 160 whom they want to be connected to. Herein, the term “friend” may refer to any other user of social-networking system 160 with whom a user has formed a connection, association, or relationship via social-networking system 160.

[00017] In particular embodiments, social-networking system 160 may provide users with the ability to take actions on various types of items or objects, supported by social-

networking system 160. As an example and not by way of limitation, the items and objects may include groups or social networks to which users of social-networking system 160 may belong, events or calendar entries in which a user might be interested, computer-based applications that a user may use, transactions that allow users to buy or sell items via the service, interactions with advertisements that a user may perform, or other suitable items or objects. A user may interact with anything that is capable of being represented in social-networking system 160 or by an external system of third-party system 170, which is separate from social-networking system 160 and coupled to social-networking system 160 via a network 110.

[00018] In particular embodiments, social-networking system 160 may be capable of linking a variety of entities. As an example and not by way of limitation, social-networking system 160 may enable users to interact with each other as well as receive content from third-party systems 170 or other entities, or to allow users to interact with these entities through an application programming interfaces (API) or other communication channels.

[00019] In particular embodiments, a third-party system 170 may include one or more types of servers, one or more data stores, one or more interfaces, including but not limited to APIs, one or more web services, one or more content sources, one or more networks, or any other suitable components, e.g., that servers may communicate with. A third-party system 170 may be operated by a different entity from an entity operating social-networking system 160. In particular embodiments, however, social-networking system 160 and third-party systems 170 may operate in conjunction with each other to provide social-networking services to users of social-networking system 160 or third-party systems 170. In this sense, social-networking system 160 may provide a platform, or backbone, which other systems, such as third-party systems 170, may use to provide social-networking services and functionality to users across the Internet.

[00020] In particular embodiments, a third-party system 170 may include a third-party content object provider. A third-party content object provider may include one or more sources of content objects, which may be communicated to a client system 130. As an example and not by way of limitation, content objects may include information regarding things or activities of interest to the user, such as, for example, movie show times, movie reviews, restaurant reviews, restaurant menus, product information and reviews, or other suitable information. As another

example and not by way of limitation, content objects may include incentive content objects, such as coupons, discount tickets, gift certificates, or other suitable incentive objects.

[00021] In particular embodiments, social-networking system 160 also includes user-generated content objects, which may enhance a user's interactions with social-networking system 160. User-generated content may include anything a user can add, upload, send, or "post" to social-networking system 160. As an example and not by way of limitation, a user communicates posts to social-networking system 160 from a client system 130. Posts may include data such as status updates or other textual data, location information, photos, videos, links, music or other similar data or media. Content may also be added to social-networking system 160 by a third-party through a "communication channel," such as a news feed or stream.

[00022] In particular embodiments, social-networking system 160 may include a variety of servers, sub-systems, programs, modules, logs, and data stores. In particular embodiments, social-networking system 160 may include one or more of the following: a web server, action logger, API-request server, relevance-and-ranking engine, content-object classifier, notification controller, action log, third-party-content-object-exposure log, inference module, authorization/privacy server, search module, advertisement-targeting module, user-interface module, user-profile store, connection store, third-party content store, or location store. Social-networking system 160 may also include suitable components such as network interfaces, security mechanisms, load balancers, failover servers, management-and-network-operations consoles, other suitable components, or any suitable combination thereof. In particular embodiments, social-networking system 160 may include one or more user-profile stores for storing user profiles. A user profile may include, for example, biographic information, demographic information, behavioral information, social information, or other types of descriptive information, such as work experience, educational history, hobbies or preferences, interests, affinities, or location. Interest information may include interests related to one or more categories. Categories may be general or specific. As an example and not by way of limitation, if a user "likes" an article about a brand of shoes the category may be the brand, or the general category of "shoes" or "clothing." A connection store may be used for storing connection information about users. The connection information may indicate users who have similar or

common work experience, group memberships, hobbies, educational history, or are in any way related or share common attributes. The connection information may also include user-defined connections between different users and content (both internal and external). A web server may be used for linking social-networking system 160 to one or more client systems 130 or one or more third-party system 170 via network 110. The web server may include a mail server or other messaging functionality for receiving and routing messages between social-networking system 160 and one or more client systems 130. An API-request server may allow a third-party system 170 to access information from social-networking system 160 by calling one or more APIs. An action logger may be used to receive communications from a web server about a user's actions on or off social-networking system 160. In conjunction with the action log, a third-party-content-object log may be maintained of user exposures to third-party-content objects. A notification controller may provide information regarding content objects to a client system 130. Information may be pushed to a client system 130 as notifications, or information may be pulled from client system 130 responsive to a request received from client system 130. Authorization servers may be used to enforce one or more privacy settings of the users of social-networking system 160. A privacy setting of a user determines how particular information associated with a user can be shared. The authorization server may allow users to opt in to or opt out of having their actions logged by social-networking system 160 or shared with other systems (e.g., third-party system 170), such as, for example, by setting appropriate privacy settings. Third-party-content-object stores may be used to store content objects received from third parties, such as a third-party system 170. Location stores may be used for storing location information received from client systems 130 associated with users. Advertisement-pricing modules may combine social information, the current time, location information, or other suitable information to provide relevant advertisements, in the form of notifications, to a user.

[00023] FIG. 2 illustrates example social graph 200. In particular embodiments, social-networking system 160 may store one or more social graphs 200 in one or more data stores. In particular embodiments, social graph 200 may include multiple nodes—which may include multiple user nodes 202 or multiple concept nodes 204—and multiple edges 206 connecting the nodes. Example social graph 200 illustrated in FIG. 2 is shown, for didactic purposes, in a two-

dimensional visual map representation. In particular embodiments, a social-networking system 160, client system 130, or third-party system 170 may access social graph 200 and related social-graph information for suitable applications. The nodes and edges of social graph 200 may be stored as data objects, for example, in a data store (such as a social-graph database). Such a data store may include one or more searchable or queryable indexes of nodes or edges of social graph 200.

[00024] In particular embodiments, a user node 202 may correspond to a user of social-networking system 160. As an example and not by way of limitation, a user may be an individual (human user), an entity (e.g., an enterprise, business, or third-party application), or a group (e.g., of individuals or entities) that interacts or communicates with or over social-networking system 160. In particular embodiments, when a user registers for an account with social-networking system 160, social-networking system 160 may create a user node 202 corresponding to the user, and store the user node 202 in one or more data stores. Users and user nodes 202 described herein may, where appropriate, refer to registered users and user nodes 202 associated with registered users. In addition or as an alternative, users and user nodes 202 described herein may, where appropriate, refer to users that have not registered with social-networking system 160. In particular embodiments, a user node 202 may be associated with information provided by a user or information gathered by various systems, including social-networking system 160. As an example and not by way of limitation, a user may provide his or her name, profile picture, contact information, birth date, sex, marital status, family status, employment, education background, preferences, interests, or other demographic information. In particular embodiments, a user node 202 may be associated with one or more data objects corresponding to information associated with a user. In particular embodiments, a user node 202 may correspond to one or more webpages.

[00025] In particular embodiments, a concept node 204 may correspond to a concept. As an example and not by way of limitation, a concept may correspond to a place (such as, for example, a movie theater, restaurant, landmark, or city); a website (such as, for example, a website associated with social-network system 160 or a third-party website associated with a web-application server); an entity (such as, for example, a person, business, group, sports team,

or celebrity); a resource (such as, for example, an audio file, video file, digital photo, text file, structured document, or application) which may be located within social-networking system 160 or on an external server, such as a web-application server; real or intellectual property (such as, for example, a sculpture, painting, movie, game, song, idea, photograph, or written work); a game; an activity; an idea or theory; another suitable concept; or two or more such concepts. A concept node 204 may be associated with information of a concept provided by a user or information gathered by various systems, including social-networking system 160. As an example and not by way of limitation, information of a concept may include a name or a title; one or more images (e.g., an image of the cover page of a book); a location (e.g., an address or a geographical location); a website (which may be associated with a URL); contact information (e.g., a phone number or an email address); other suitable concept information; or any suitable combination of such information. In particular embodiments, a concept node 204 may be associated with one or more data objects corresponding to information associated with concept node 204. In particular embodiments, a concept node 204 may correspond to one or more webpages.

[00026] In particular embodiments, a node in social graph 200 may represent or be represented by a webpage (which may be referred to as a “profile page”). Profile pages may be hosted by or accessible to social-networking system 160. Profile pages may also be hosted on third-party websites associated with a third-party server 170. As an example and not by way of limitation, a profile page corresponding to a particular external webpage may be the particular external webpage and the profile page may correspond to a particular concept node 204. Profile pages may be viewable by all or a selected subset of other users. As an example and not by way of limitation, a user node 202 may have a corresponding user-profile page in which the corresponding user may add content, make declarations, or otherwise express himself or herself. As another example and not by way of limitation, a concept node 204 may have a corresponding concept-profile page in which one or more users may add content, make declarations, or express themselves, particularly in relation to the concept corresponding to concept node 204.

[00027] In particular embodiments, a concept node 204 may represent a third-party webpage or resource hosted by a third-party system 170. The third-party webpage or resource

may include, among other elements, content, a selectable or other icon, or other inter-actable object (which may be implemented, for example, in JavaScript, AJAX, or PHP codes) representing an action or activity. As an example and not by way of limitation, a third-party webpage may include a selectable icon such as “like,” “check in,” “eat,” “recommend,” or another suitable action or activity. A user viewing the third-party webpage may perform an action by selecting one of the icons (e.g., “eat”), causing a client system 130 to send to social-networking system 160 a message indicating the user’s action. In response to the message, social-networking system 160 may create an edge (e.g., an “eat” edge) between a user node 202 corresponding to the user and a concept node 204 corresponding to the third-party webpage or resource and store edge 206 in one or more data stores.

[00028] In particular embodiments, a pair of nodes in social graph 200 may be connected to each other by one or more edges 206. An edge 206 connecting a pair of nodes may represent a relationship between the pair of nodes. In particular embodiments, an edge 206 may include or represent one or more data objects or attributes corresponding to the relationship between a pair of nodes. As an example and not by way of limitation, a first user may indicate that a second user is a “friend” of the first user. In response to this indication, social-networking system 160 may send a “friend request” to the second user. If the second user confirms the “friend request,” social-networking system 160 may create an edge 206 connecting the first user’s user node 202 to the second user’s user node 202 in social graph 200 and store edge 206 as social-graph information in one or more of data stores 164. In the example of FIG. 2, social graph 200 includes an edge 206 indicating a friend relation between user nodes 202 of user “A” and user “B” and an edge indicating a friend relation between user nodes 202 of user “C” and user “B.” Although this disclosure describes or illustrates particular edges 206 with particular attributes connecting particular user nodes 202, this disclosure contemplates any suitable edges 206 with any suitable attributes connecting user nodes 202. As an example and not by way of limitation, an edge 206 may represent a friendship, family relationship, business or employment relationship, fan relationship, follower relationship, visitor relationship, subscriber relationship, superior/subordinate relationship, reciprocal relationship, non-reciprocal relationship, another suitable type of relationship, or two or more such relationships. Moreover, although this

disclosure generally describes nodes as being connected, this disclosure also describes users or concepts as being connected. Herein, references to users or concepts being connected may, where appropriate, refer to the nodes corresponding to those users or concepts being connected in social graph 200 by one or more edges 206.

[00029] In particular embodiments, an edge 206 between a user node 202 and a concept node 204 may represent a particular action or activity performed by a user associated with user node 202 toward a concept associated with a concept node 204. As an example and not by way of limitation, as illustrated in FIG. 2, a user may “like,” “attended,” “played,” “listened,” “cooked,” “worked at,” or “watched” a concept, each of which may correspond to an edge type or subtype. A concept-profile page corresponding to a concept node 204 may include, for example, a selectable “check in” icon (such as, for example, a clickable “check in” icon) or a selectable “add to favorites” icon. Similarly, after a user clicks these icons, social-networking system 160 may create a “favorite” edge or a “check in” edge in response to a user’s action corresponding to a respective action. As another example and not by way of limitation, a user (user “C”) may listen to a particular song (“Imagine”) using a particular application (SPOTIFY, which is an online music application). In this case, social-networking system 160 may create a “listened” edge 206 and a “used” edge (as illustrated in FIG. 2) between user nodes 202 corresponding to the user and concept nodes 204 corresponding to the song and application to indicate that the user listened to the song and used the application. Moreover, social-networking system 160 may create a “played” edge 206 (as illustrated in FIG. 2) between concept nodes 204 corresponding to the song and the application to indicate that the particular song was played by the particular application. In this case, “played” edge 206 corresponds to an action performed by an external application (SPOTIFY) on an external audio file (the song “Imagine”). Although this disclosure describes particular edges 206 with particular attributes connecting user nodes 202 and concept nodes 204, this disclosure contemplates any suitable edges 206 with any suitable attributes connecting user nodes 202 and concept nodes 204. Moreover, although this disclosure describes edges between a user node 202 and a concept node 204 representing a single relationship, this disclosure contemplates edges between a user node 202 and a concept node 204 representing one or more relationships. As an example and not by way of limitation, an edge 206 may represent

both that a user likes and has used at a particular concept. Alternatively, another edge 206 may represent each type of relationship (or multiples of a single relationship) between a user node 202 and a concept node 204 (as illustrated in FIG. 2 between user node 202 for user “E” and concept node 204 for “SPOTIFY”).

[00030] In particular embodiments, social-networking system 160 may create an edge 206 between a user node 202 and a concept node 204 in social graph 200. As an example and not by way of limitation, a user viewing a concept-profile page (such as, for example, by using a web browser or a special-purpose application hosted by the user’s client system 130) may indicate that he or she likes the concept represented by the concept node 204 by clicking or selecting a “Like” icon, which may cause the user’s client system 130 to send to social-networking system 160 a message indicating the user’s liking of the concept associated with the concept-profile page. In response to the message, social-networking system 160 may create an edge 206 between user node 202 associated with the user and concept node 204, as illustrated by “like” edge 206 between the user and concept node 204. In particular embodiments, social-networking system 160 may store an edge 206 in one or more data stores. In particular embodiments, an edge 206 may be automatically formed by social-networking system 160 in response to a particular user action. As an example and not by way of limitation, if a first user uploads a picture, watches a movie, or listens to a song, an edge 206 may be formed between user node 202 corresponding to the first user and concept nodes 204 corresponding to those concepts. Although this disclosure describes forming particular edges 206 in particular manners, this disclosure contemplates forming any suitable edges 206 in any suitable manner.

[00031] In particular embodiments, social-networking system 160 may determine the social-graph affinity (which may be referred to herein as “affinity”) of various social-graph entities for each other. Affinity may represent the strength of a relationship or level of interest between particular objects associated with the online social network, such as users, concepts, content, actions, advertisements, other objects associated with the online social network, or any suitable combination thereof. Affinity may also be determined with respect to objects associated with third-party systems 170 or other suitable systems. An overall affinity for a social-graph entity for each user, subject matter, or type of content may be established. The overall affinity

may change based on continued monitoring of the actions or relationships associated with the social-graph entity. Although this disclosure describes determining particular affinities in a particular manner, this disclosure contemplates determining any suitable affinities in any suitable manner.

[00032] In particular embodiments, social-networking system 160 may measure or quantify social-graph affinity using an affinity coefficient (which may be referred to herein as “coefficient”). The coefficient may represent or quantify the strength of a relationship between particular objects associated with the online social network. The coefficient may also represent a probability or function that measures a predicted probability that a user will perform a particular action based on the user’s interest in the action. In this way, a user’s future actions may be predicted based on the user’s prior actions, where the coefficient may be calculated at least in part a the history of the user’s actions. Coefficients may be used to predict any number of actions, which may be within or outside of the online social network. As an example and not by way of limitation, these actions may include various types of communications, such as sending messages, posting content, or commenting on content; various types of a observation actions, such as accessing or viewing profile pages, media, or other suitable content; various types of coincidence information about two or more social-graph entities, such as being in the same group, tagged in the same photograph, checked-in at the same location, or attending the same event; or other suitable actions. Although this disclosure describes measuring affinity in a particular manner, this disclosure contemplates measuring affinity in any suitable manner.

[00033] In particular embodiments, social-networking system 160 may use a variety of factors to calculate a coefficient. These factors may include, for example, user actions, types of relationships between objects, location information, other suitable factors, or any combination thereof. In particular embodiments, different factors may be weighted differently when calculating the coefficient. The weights for each factor may be static or the weights may change according to, for example, the user, the type of relationship, the type of action, the user’s location, and so forth. Ratings for the factors may be combined according to their weights to determine an overall coefficient for the user. As an example and not by way of limitation, particular user actions may be assigned both a rating and a weight while a relationship associated

with the particular user action is assigned a rating and a correlating weight (e.g., so the weights total 100%). To calculate the coefficient of a user towards a particular object, the rating assigned to the user's actions may comprise, for example, 60% of the overall coefficient, while the relationship between the user and the object may comprise 40% of the overall coefficient. In particular embodiments, the social-networking system 160 may consider a variety of variables when determining weights for various factors used to calculate a coefficient, such as, for example, the time since information was accessed, decay factors, frequency of access, relationship to information or relationship to the object about which information was accessed, relationship to social-graph entities connected to the object, short- or long-term averages of user actions, user feedback, other suitable variables, or any combination thereof. As an example and not by way of limitation, a coefficient may include a decay factor that causes the strength of the signal provided by particular actions to decay with time, such that more recent actions are more relevant when calculating the coefficient. The ratings and weights may be continuously updated based on continued logging of the actions upon which the coefficient is based. Any type of process or algorithm may be employed for assigning, combining, averaging, and so forth the ratings for each factor and the weights assigned to the factors. In particular embodiments, social-networking system 160 may determine coefficients using machine-learning algorithms trained on historical actions and past user responses, or data farmed from users by exposing them to various options and measuring responses. Although this disclosure describes calculating coefficients in a particular manner, this disclosure contemplates calculating coefficients in any suitable manner.

[00034] In particular embodiments, social-networking system 160 may calculate a coefficient based on a user's actions. Social-networking system 160 may monitor such actions on the online social network, on a third-party system 170, on other suitable systems, or any combination thereof. Any suitable type of user action may be logged or monitored. Typical user actions include viewing profile pages, creating or posting content, interacting with content, tagging or being tagged in images, joining groups, listing and confirming attendance at events, checking-in at locations, liking particular pages, creating pages, and performing other tasks that facilitate social action. In particular embodiments, social-networking system 160 may calculate a coefficient based on the user's actions with particular types of content. The content may be

associated with the online social network, a third-party system 170, or another suitable system. The content may include users, profile pages, posts, news stories, headlines, instant messages, chat room conversations, emails, advertisements, pictures, video, music, other suitable objects, or any combination thereof. Social-networking system 160 may analyze a user's actions to determine whether one or more of the actions indicate an affinity for subject matter, content, other users, and so forth. As an example and not by way of limitation, if a user may make frequently posts content related to "coffee" or variants thereof, social-networking system 160 may determine the user has a high coefficient with respect to the concept "coffee". Particular actions or types of actions may be assigned a higher weight and/or rating than other actions, which may affect the overall calculated coefficient. As an example and not by way of limitation, if a first user emails a second user, the weight or the rating for the action may be higher than if the first user simply views the user-profile page for the second user.

[00035] In particular embodiments, social-networking system 160 may calculate a coefficient based on the type of relationship between particular objects. Referencing the social graph 200, social-networking system 160 may analyze the number and/or type of edges 206 connecting particular user nodes 202 and concept nodes 204 when calculating a coefficient. As an example and not by way of limitation, user nodes 202 that are connected by a spouse-type edge (representing that the two users are married) may be assigned a higher coefficient than a user nodes 202 that are connected by a friend-type edge. In other words, depending upon the weights assigned to the actions and relationships for the particular user, the overall affinity may be determined to be higher for content about the user's spouse than for content about the user's friend. In particular embodiments, the relationships a user has with another object may affect the weights and/or the ratings of the user's actions with respect to calculating the coefficient for that object. As an example and not by way of limitation, if a user is tagged in first photo, but merely likes a second photo, social-networking system 160 may determine that the user has a higher coefficient with respect to the first photo than the second photo because having a tagged-in-type relationship with content may be assigned a higher weight and/or rating than having a like-type relationship with content. In particular embodiments, social-networking system 160 may calculate a coefficient for a first user based on the relationship one or more second users have

with a particular object. In other words, the connections and coefficients other users have with an object may affect the first user's coefficient for the object. As an example and not by way of limitation, if a first user is connected to or has a high coefficient for one or more second users, and those second users are connected to or have a high coefficient for a particular object, social-networking system 160 may determine that the first user should also have a relatively high coefficient for the particular object. In particular embodiments, the coefficient may be based on the degree of separation between particular objects. The lower coefficient may represent the decreasing likelihood that the first user will share an interest in content objects of the user that is indirectly connected to the first user in the social graph 200. As an example and not by way of limitation, social-graph entities that are closer in the social graph 200 (i.e., fewer degrees of separation) may have a higher coefficient than entities that are further apart in the social graph 200.

[00036] In particular embodiments, social-networking system 160 may calculate a coefficient based on location information. Objects that are geographically closer to each other may be considered to be more related or of more interest to each other than more distant objects. In particular embodiments, the coefficient of a user towards a particular object may be based on the proximity of the object's location to a current location associated with the user (or the location of a client system 130 of the user). A first user may be more interested in other users or concepts that are closer to the first user. As an example and not by way of limitation, if a user is one mile from an airport and two miles from a gas station, social-networking system 160 may determine that the user has a higher coefficient for the airport than the gas station based on the proximity of the airport to the user.

[00037] In particular embodiments, social-networking system 160 may perform particular actions with respect to a user based on coefficient information. Coefficients may be used to predict whether a user will perform a particular action based on the user's interest in the action. A coefficient may be used when generating or presenting any type of objects to a user, such as advertisements, search results, news stories, media, messages, notifications, or other suitable objects. The coefficient may also be utilized to rank and order such objects, as appropriate. In this way, social-networking system 160 may provide information that is relevant

to user's interests and current circumstances, increasing the likelihood that they will find such information of interest. In particular embodiments, social-networking system 160 may generate content based on coefficient information. Content objects may be provided or selected based on coefficients specific to a user. As an example and not by way of limitation, the coefficient may be used to generate media for the user, where the user may be presented with media for which the user has a high overall coefficient with respect to the media object. As another example and not by way of limitation, the coefficient may be used to generate advertisements for the user, where the user may be presented with advertisements for which the user has a high overall coefficient with respect to the advertised object. In particular embodiments, social-networking system 160 may generate search results based on coefficient information. Search results for a particular user may be scored or ranked based on the coefficient associated with the search results with respect to the querying user. As an example and not by way of limitation, search results corresponding to objects with higher coefficients may be ranked higher on a search-results page than results corresponding to objects having lower coefficients.

[00038] In particular embodiments, social-networking system 160 may calculate a coefficient in response to a request for a coefficient from a particular system or process. To predict the likely actions a user may take (or may be the subject of) in a given situation, any process may request a calculated coefficient for a user. The request may also include a set of weights to use for various factors used to calculate the coefficient. This request may come from a process running on the online social network, from a third-party system 170 (e.g., via an API or other communication channel), or from another suitable system. In response to the request, social-networking system 160 may calculate the coefficient (or access the coefficient information if it has previously been calculated and stored). In particular embodiments, social-networking system 160 may measure an affinity with respect to a particular process. Different processes (both internal and external to the online social network) may request a coefficient for a particular object or set of objects. Social-networking system 160 may provide a measure of affinity that is relevant to the particular process that requested the measure of affinity. In this way, each process receives a measure of affinity that is tailored for the different context in which the process will use the measure of affinity.

[00039] In connection with social-graph affinity and affinity coefficients, particular embodiments may utilize one or more systems, components, elements, functions, methods, operations, or steps disclosed in U.S. Patent Application No. 11/503093, filed 11 August 2006, U.S. Patent Application No. 12/977027, filed 22 December 2010, U.S. Patent Application No. 12/978265, filed 23 December 2010, and U.S. Patent Application No. 13/632869, filed 01 October 2012, each of which is incorporated by reference.

[00040] In particular embodiments, an advertisement presented to a user may be text (which may be HTML-linked), one or more images (which may be HTML-linked), one or more videos, audio, one or more ADOBE FLASH files, a suitable combination of these, or any other suitable advertisement in any suitable digital format presented in an application (e.g., running on a mobile computing device of the user), on one or more web pages, in one or more e-mails, or in connection with search results requested by a user. In addition or as an alternative, an advertisement may be one or more sponsored stories (e.g., a news-feed or ticker item on social-networking system 160). A sponsored story may be a social action by a user (such as “liking” a page, “liking” or commenting on a post on a page, RSVPing to an event associated with a page, voting on a question posted on a page, checking in to a place, using an application or playing a game, or “liking” or sharing a website) that an advertiser promotes, for example, by having the social action presented within a pre-determined area of a profile page of a user or other page, presented with additional information associated with the advertiser, bumped up or otherwise highlighted within news feeds or tickers of other users, or otherwise promoted. The advertiser may pay to have the social action promoted. The social action may be promoted within or on social-networking system 160. In addition or as an alternative, the social action may be promoted outside or off of social-networking system 160, where appropriate. In particular embodiments, a page may be an on-line presence (such as a webpage or website within or outside of social-networking system 160) of a business, organization, or brand facilitating its sharing of stories and connecting with people. A page may be customized, for example, by adding applications, posting stories, or hosting events.

[00041] A sponsored story may be generated from stories in users’ news feeds and promoted to specific areas within displays of users’ web browsers when viewing a web page

associated with social-networking system 160. Sponsored stories are more likely to be viewed by users, at least in part because sponsored stories generally involve interactions or suggestions by the users' friends, fan pages, or other connections. In connection with sponsored stories, particular embodiments may utilize one or more systems, components, elements, functions, methods, operations, or steps disclosed in U.S. Patent Application No. 13/327557, entitled "Sponsored Stories Unit Creation from Organic Activity Stream" and filed 15 December 2011, U.S. Patent Application Publication No. 2012/0203831, entitled "Sponsored Stories Unit Creation from Organic Activity Stream" and filed 3 February 2012 as U.S. Patent Application No. 13/020745, or U.S. Patent Application Publication No. 2012/0233009, entitled "Endorsement Subscriptions for Sponsored Stories" and filed 9 March 2011 as U.S. Patent Application No. 13/044506, which are all incorporated herein by reference as an example and not by way of limitation. In particular embodiments, sponsored stories may utilize computer-vision algorithms to detect products in uploaded images or photos lacking an explicit connection to an advertiser as disclosed in U.S. Patent Application No. 13/212356, entitled "Computer-Vision Content Detection for Sponsored Stories" and filed 18 August 2011, which is incorporated herein by reference as an example and not by way of limitation.

[00042] As described above, an advertisement may be text (which may be HTML-linked), one or more images (which may be HTML-linked), one or more videos, audio, one or more ADOBE FLASH files, a suitable combination of these, or any other suitable advertisement in any suitable digital format. In particular embodiments, an advertisement may be requested for display within third-party webpages, social-networking-system webpages, or other pages. An advertisement may be displayed in a dedicated portion of a page, such as in a banner area at the top of the page, in a column at the side of the page, in a GUI of the page, in a pop-up window, over the top of content of the page, or elsewhere with respect to the page. In addition or as an alternative, an advertisement may be displayed within an application or within a game. An advertisement may be displayed within dedicated pages, requiring the user to interact with or watch the advertisement before the user may access a page, utilize an application, or play a game. The user may, for example view the advertisement through a web browser.

[00043] A user may interact with an advertisement in any suitable manner. The user may click or otherwise select the advertisement, and the advertisement may direct the user (or a browser or other application being used by the user) to a page associated with the advertisement. At the page associated with the advertisement, the user may take additional actions, such as purchasing a product or service associated with the advertisement, receiving information associated with the advertisement, or subscribing to a newsletter associated with the advertisement. An advertisement with audio or video may be played by selecting a component of the advertisement (like a “play button”). In particular embodiments, an advertisement may include one or more games, which a user or other application may play in connection with the advertisement. An advertisement may include functionality for responding to a poll or question in the advertisement.

[00044] An advertisement may include social-networking-system functionality that a user may interact with. For example, an advertisement may enable a user to “like” or otherwise endorse the advertisement by selecting an icon or link associated with endorsement. Similarly, a user may share the advertisement with another user (e.g., through social-networking system 160) or RSVP (e.g., through social-networking system 160) to an event associated with the advertisement. In addition or as an alternative, an advertisement may include social-networking-system context directed to the user. For example, an advertisement may display information about a friend of the user within social-networking system 160 who has taken an action associated with the subject matter of the advertisement.

[00045] Social-networking-system functionality or context may be associated with an advertisement in any suitable manner. For example, an advertising system (which may include hardware, software, or both for receiving bids for advertisements and selecting advertisements in response) may retrieve social-networking functionality or context from social-networking system 160 and incorporate the retrieved social-networking functionality or context into the advertisement before serving the advertisement to a user. Examples of selecting and providing social-networking-system functionality or context with an advertisement are disclosed in U.S. Patent Application Publication No. 2012/0084160, entitled “Providing Social Endorsements with Online Advertising” and filed 5 October 2010 as U.S. Patent Application No. 12/898662, and in

U.S. Patent Application Publication No. 2012/0232998, entitled “Selecting Social Endorsement Information for an Advertisement for Display to a Viewing User” and filed 8 March 2011 as U.S. Patent Application No. 13/043424, which are both incorporated herein by reference as examples only and not by way of limitation. Interacting with an advertisement that is associated with social-networking-system functionality or context may cause information about the interaction to be displayed in a profile page of the user in social-networking-system 160.

[00046] Particular embodiments may facilitate the delivery of advertisements to users that are more likely to find the advertisements more relevant or useful. For example, an advertiser may realize higher conversion rates (and therefore higher return on investment (ROI) from advertising) by identifying and targeting users that are more likely to find its advertisements more relevant or useful. The advertiser may use user-profile information in social-networking system 160 to identify those users. In addition or as an alternative, social-networking system 160 may use user-profile information in social-networking system 160 to identify those users for the advertiser. As examples and not by way of limitation, particular embodiments may target users with the following: invitations or suggestions of events; suggestions regarding coupons, deals, or wish-list items; suggestions regarding friends’ life events; suggestions regarding groups; advertisements; or social advertisements. Such targeting may occur, where appropriate, on or within social-networking system 160, off or outside of social-networking system 160, or on mobile computing devices of users. When on or within social-networking system 160, such targeting may be directed to users’ news feeds, search results, e-mail or other in-boxes, or notifications channels or may appear in particular area of web pages of social-networking system 160, such as a right-hand side of a web page in a concierge or grouper area (which may group along a right-hand rail advertisements associated with the same concept, node, or object) or a network-ego area (which may be based on what a user is viewing on the web page and a current news feed of the user). When off or outside of social-networking system 160, such targeting may be provided through a third-party website, e.g., involving an ad exchange or a social plug-in. When on a mobile computing device of a user, such targeting may be provided through push notifications to the mobile computing device.

[00047] Targeting criteria used to identify and target users may include explicit, stated user interests on social-networking system 160 or explicit connections of a user to a node, object, entity, brand, or page on social-networking system 160. In addition or as an alternative, such targeting criteria may include implicit or inferred user interests or connections (which may include analyzing a user's history, demographic, social or other activities, friends' social or other activities, subscriptions, or any of the preceding of other users similar to the user (based, e.g., on shared interests, connections, or events)). Particular embodiments may utilize platform targeting, which may involve platform and "like" impression data; contextual signals (e.g., "Who is viewing now or has viewed recently the page for COCA-COLA?"); light-weight connections (e.g., "check-ins"); connection lookalikes; fans; extracted keywords; EMU advertising; inferential advertising; coefficients, affinities, or other social-graph information; friends-of-friends connections; pinning or boosting; deals; polls; household income, social clusters or groups; products detected in images or other media; social- or open-graph edge types; geo-prediction; views of profile or pages; status updates or other user posts (analysis of which may involve natural-language processing or keyword extraction); events information; or collaborative filtering. Identifying and targeting users may also include privacy settings (such as user opt-outs), data hashing, or data anonymization, as appropriate.

[00048] To target users with advertisements, particular embodiments may utilize one or more systems, components, elements, functions, methods, operations, or steps disclosed in the following, which are all incorporated herein by reference as examples and not by way of limitation: U.S. Patent Application Publication No. 2009/0119167, entitled "Social Advertisements and Other Informational Messages on a Social Networking Website and Advertising Model for Same" and filed 18 August 2008 as U.S. Patent Application No. 12/193702; U.S. Patent Application Publication No. 2009/0070219, entitled "Targeting Advertisements in a Social Network" and filed 20 August 2008 as U.S. Patent Application No. 12/195321; U.S. Patent Application Publication No. 2012/0158501, entitled "Targeting Social Advertising to Friends of Users Who Have Interacted With an Object Associated with the Advertising" and filed 15 December 2010 as U.S. Patent Application No. 12/968786; or U.S. Patent Application Publication No. 2012/0166532, entitled "Contextually Relevant Affinity

Prediction in a Social-Networking System” and filed 23 December 2010 as U.S. Patent Application No. 12/978265.

[00049] An advertisement may be presented or otherwise delivered using plug-ins for web browsers or other applications, iframe elements, news feeds, tickers, notifications (which may include, for example, e-mail, Short Message Service (SMS) messages, or notifications), or other means. An advertisement may be presented or otherwise delivered to a user on a mobile or other computing device of the user. In connection with delivering advertisements, particular embodiments may utilize one or more systems, components, elements, functions, methods, operations, or steps disclosed in the following, which are all incorporated herein by reference as examples and not by way of limitation: U.S. Patent Application Publication No. 2012/0159635, entitled “Comment Plug-In for Third-Party System” and filed 15 December 2010 as U.S. Patent Application No. 12/969368; U.S. Patent Application Publication No. 2012/0158753, entitled “Comment Ordering System” and filed 15 December 2010 as U.S. Patent Application No. 12/969408; U.S. Patent No. 7,669,123, entitled “Dynamically Providing a News Feed About a User of a Social Network” and filed 11 August 2006 as U.S. Patent Application No. 11/503242; U.S. Patent Application Publication No. 2008/0040475, entitled “Providing a News Feed Based on User Affinity in a Social Network Environment” and filed 11 August 2006 as U.S. Patent Application No. 11/503093; U.S. Patent Application Publication No. 2012/0072428, entitled “Action Clustering for News Feeds” and filed 16 September 2010 as U.S. Patent Application No. 12/884010; U.S. Patent Application Publication No. 2001/0004692, entitled “Gathering Information about Connections in a Social Networking Service” and filed 1 July 2009 as U.S. Patent Application No. 12/496606; U.S. Patent Application Publication No. 2008/0065701, entitled “Method and System for Tracking Changes to User Content in an Online Social Network” and filed 12 September 2006 as U.S. Patent Application No. 11/531154; U.S. Patent Application Publication No. 2008/0065604, entitled “Feeding Updates to Landing Pages of Users of an Online Social Network from External Sources” and filed 17 January 2007 as U.S. Patent Application No. 11/624088; U.S. Patent No. 8,244,848, entitled “Integrated Social-Network Environment” and filed 19 April 2010 as U.S. Patent Application No. 12/763171; U.S. Patent Application Publication No. 2011/0083101, entitled “Sharing of Location-Based Content

Item in Social-Networking Service” and filed 6 October 2009 as U.S. Patent Application No. 12/574614; U.S. Patent No. 8,150,844, entitled “Location Ranking Using Social-Graph Information” and filed 18 August 2010 as U.S. Patent Application No. 12/858718; U.S. Patent Application No. 13/051286, entitled “Sending Notifications to Users Based on Users’ Notification Tolerance Levels” and filed 18 March 2011; U.S. Patent Application No. 13/096184, entitled “Managing Notifications Pushed to User Devices” and filed 28 April 2011; U.S. Patent Application No. 13/276248, entitled “Platform-Specific Notification Delivery Channel” and filed 18 October 2011; or U.S. Patent Application Publication No. 2012/0197709, entitled “Mobile Advertisement with Social Component for Geo-Social Networking System” and filed 1 February 2011 as U.S. Patent Application No. 13/019061. Although this disclosure describes or illustrates particular advertisements being delivered in particular ways and in connection with particular content, this disclosure contemplates any suitable advertisements delivered in any suitable ways and in connection with any suitable content.

[00050] FIG. 3 illustrates an example software architecture 300 for information and applications on a client system 130, such as, for example, a computing device. In particular embodiments, software architecture 300 may comprise software 310 and data store(s) 320. In particular embodiments, information may be stored in an application data cache 320 and/or a profile data store 320 and/or another data store 320. In particular embodiments, one or more software applications may be executed on computing device 130. In particular embodiments, the applications may be web-based applications hosted on servers. For example, a web-based application may be associated with a URI (Uniform Resource Identifier) or URL (Uniform Resource Locator). From computing device 130, a user may access the web-based application through the application’s associated URI or URL (e.g., by using a web browser). Alternatively, in other embodiments, the applications may be native applications installed and residing on computing device 130. Thus, software 310 may also include any number of application user interfaces 330 and application functions 340. For example, one application (e.g., Google Maps®) may enable a device user to view a map, search for addresses and businesses, and get directions; a second application may enable the device user to read, send, and receive emails; a third application (e.g., a web browser) may enable the device user to browse and search the

Internet; a fourth application may enable the device user to take photos or record videos using computing device 130; a fifth application may allow the device user to receive and initiate VoIP and/or cellular network calls, and so on. Each application may have one or more specific functionalities, and the software (e.g., one or more software modules) implementing these functionalities may be included in application functions 340. Each application may also have a user interface that enables the device user to interact with the application, and the software implementing the application user interface may be included in application user interfaces 330. In particular embodiments, the functionalities of an application may be implemented using JavaScript®, Java®, C, or other suitable programming languages. In particular embodiments, the user interface of an application may be implemented using HyperText Markup Language (HTML), JavaScript®, Java®, or other suitable programming languages.

[00051] In particular embodiments, the user interface of an application may include any number of screens or displays. In particular embodiments, each screen or display of the user interface may be implemented as a web page. Thus, the device user may interact with the application through a series of screens or displays (i.e., a series of web pages). In particular embodiments, operating system 350 is Google's Android™ mobile technology platform. With Android®, there is a Java® package called “android.webkit”, which provides various tools for browsing the web. Among the “android.webkit” package, there is a Java class called “android.webkit.WebView”, which implements a View for displaying web pages. This class uses the WebKit rendering engine to display web pages and includes methods to navigate forward and backward through a history, zoom in, zoom out, perform text searches, and so on. In particular embodiments, an application user interface 330 may utilize Android's WebView application programming interface (API) to display each web page of the user interface in a View implemented by the “android.webkit.WebView” class. Thus, in particular embodiments, software 310 may include any number of web views 360, each for displaying one or more web pages that implement the user interface of an application.

[00052] During the execution of an application, the device user may interact with the application through its user interface. For example, the user may provide inputs to the application in various displays. Outputs of the application may be presented to the user in

various displays as well. In particular embodiments, when the user provides an input to the application through a specific display, an event (e.g., an input event) may be generated by, for example, application user interface 330. Each input event may be forwarded to application functions 340, or application functions 340 may listen for input events thus generated. When application functions 340 receive an input event, the appropriate software module in application functions 340 may be invoked to process the event. In addition, specific functionalities provided by operating system 350 and/or hardware may also be invoked. For example, if the event is generated as a result of the user pushing a button to take a photo with computing device 130, a corresponding image processing module may be invoked to convert the raw image data into an image file (e.g., JPG or GIF) and store the image file in the storage 320 of computing device 130. As another example, if the event is generated as a result of the user selecting an icon to compose an instant message, the corresponding short message service (SMS) module may be invoked to enable the user to compose and send the message.

[00053] In particular embodiments, when an output of the application is ready to be presented to the user, an event (e.g., an output event) may be generated by, for example, a software module in application functions 340 or operating system 350. Each output event may be forwarded to application user interfaces 330, or application user interfaces 330 may listen for output events thus generated. When an application user interface 330 receives an output event, it may display a screen to the user containing the output. For example, in response to the user selecting an icon to compose an instant message, an output may be constructed that includes a text field that allows the user to input the message. The user interface of an application may be implemented using a suitable programming language (e.g., HTML, JavaScript®, or Java®). More specifically, in particular embodiments, each screen or display of the user interface may be implemented using a suitable programming language.

[00054] As described herein, a user may interact with a computing device such as a mobile device (e.g., smartphone or tablet computer) through a user interface associated with an operating system or application running on the computing device (including, e.g., any third-party or factory-default applications). The application may be, for example, a news feed application associated with a social-networking website, a social-networking application, a camera

application, a photo-viewing application, a message or status composer, an email or chat application, a game, a web browser, a telephony or text-messaging application, a music-player application, a book-reader application, or any other suitable type of application. The operating system running on the computing device (or a managing application running on the computing device) may provide one or more screens for the computing device and its applications including, for example, a home screen, a lock screen, or a launch screen. A home screen may, for example, include a default screen displayed on the computing device when the device is turned on, when a user presses a “home” button of the computing device, when no applications are running in the foreground of the computing device, or when a user of the computing device is not actively interacting with the device. As described herein, a home screen may, for example, include content, messages, notifications, or interactive elements. Although particular examples of home screens are discussed, this disclosure contemplates any suitable type of home screen including or displaying any suitable content. A launch screen may, for example, include a screen displayed on the computing device when a user presses one or more buttons of the computing device associated with launching one or more applications or when a user selects an application launch feature from a menu of options. When the launch screen is displayed, a user may be able to see and access one or more applications installed on the computing device (e.g. in the form of one or more application icons). As described herein, a launch screen may, for example, include icons, content, messages, notifications, or interactive elements. Although particular examples of launch screens are discussed, this disclosure contemplates any suitable type of launch screen including or displaying any suitable content. In particular embodiments, the computing device may be locked, preventing any interaction or preventing particular interactions with the computing device, and a lock screen may be displayed on a display of the computing device. A lock screen may, for example, include a screen displayed on the computing device when the device is inactive (e.g. after a pre-determined amount of time without user activity), when a user presses one or more buttons to lock the computing device, or when the user selects a lock feature from a menu of options. When the computing device is locked, a user may be able to access all or only a subset of all of the features of the computing device. As described herein, a lock screen may, for example, include content, messages, notifications, or interactive elements. Although

particular examples of lock screens are discussed, this disclosure contemplates any suitable type of lock screen including or displaying any suitable content.

[00055] In particular embodiments, a user interface associated with a home screen, lock screen, or launch screen displayed on the computing device may automatically present a user of the computing device with content. In particular embodiments, the content is presented to the user in a user interface that may be displayed on the computing device when the user is not actively interacting with an application on the computing device. As an example, the user interface may be associated with an operating system home or default screen of the computing device. As another example, the user interface may be provided for display on the computing device in response to a user actuating a “home” button, locking the computing device, using or closing an application on the computing device, completing a telephone call on the computing device, or in response to any suitable action or lack of action (e.g. after a pre-determined amount of time has passed since the user’s last interaction with the computing device). In particular embodiments, the user interface of the home screen, lock screen, or launch screen may be accessed at any time, including during interaction with an application, by performing a pre-determined gesture detected through a sensor of the computing device. In particular embodiments, the user interface of the home screen, lock screen, or launch screen may be constantly accessible or persistently displayed.

[00056] The user interface associated with a home screen, lock screen, or launch screen may dynamically aggregate various types of incoming messages, social-activity notifications, or content objects from applications installed on the computing device, from a social-networking system, or from a third-party system (e.g. via any suitable communication protocol). As an example, the incoming messages may include e-mail or short-messaging service (SMS) messages, voice mail, missed telephone calls, instant messages (IM), or messages provided by a feature of the social-networking system. As another example, social-activity notifications displayed in the home screen, lock screen, or launch screen user interface may include notifications of actions by other users on a social-networking system that relate to the user of the computing device, such as for example, friend requests, social events, or social calendars. As another example, social-activity notifications may include notifications of actions by other users

on the social-networking system, such as for example, status updates, comments, or likes. The user interface may display news feed or ticker items associated with a news feed or ticker provided by a social-networking system. In particular embodiments, the news feed or ticker items displayed in the home screen, lock screen, or launch screen user interface may be actions by other users with a relationship to the user of the computing device (based on social-graph information). In particular embodiments, information (e.g. incoming messages or social-activity notifications) may be periodically pushed to the computing device (e.g. sent to the computing device without input from the computing device) by, for example, a server of a social-networking system. Alternatively or in addition, the computing device may pull information from a server (e.g. a server of a social-networking system). Incoming messages, social-activity notifications, or news feed items provided for display in a home screen, lock screen, or launch screen user interface may be natively generated from applications installed on the computing device, generated in connection with the social-networking system, or generated by third-party systems, such as for example, a news aggregator. In particular embodiments, the user interface associated with a home screen, lock screen, or launch screen of the computing device may be presented as a socialized dash. The socialized dash may, for example, include an area to display social-activity notifications, incoming messages, or content objects from the computing device, from a social-networking system, or from a third-party system. The appearance of the socialized dash may be customized for a user of a social-networking system. Particular embodiments may utilize one or more systems, components, elements, functions, methods, operations, or steps disclosed in U.S. Patent Application No. 13/729,634, filed 28 December 2012 and titled “Socialized Dash,” which is incorporated herein by reference.

[00057] In particular embodiments, the user interface associated with a home screen, lock screen, or launch screen of the computing device may present content to the user of the computing device in a series of content timeslots. For example, an operating system or a managing application of the computing device may manage the presentation of content in a series of content timeslots within the user interface. The length of time of a particular timeslot may differ from the length of time of another timeslot. Additionally, the length of time of any timeslot may, in particular embodiments, be pre-determined or dynamically determined by the

operating system, the managing application, or a server (e.g. a server of a social-networking system or a third-party system). Furthermore, the length of time of a timeslot may, for example, be dynamically determined by one or more operating characteristics of the computing device including, for example, battery level, network connectivity, available memory, or available processing power. In particular embodiments, a managing application of the computing device, an operating system of the computing device, or a controlling server (e.g. a server of a social-networking system) may determine the rate at which content timeslots are displayed on a home screen, lock screen, or launch screen of the computing device. As an example, a social-networking system may employ randomized experiments (e.g. A/B testing) to measure user engagement and determine the rate at which content timeslots are displayed (or, e.g., the number of available content timeslots in a given time period) on a computing device. The presentation of content within a content timeslot may be done in any suitable manner including, for example, using a visual display format that resembles a card (e.g. such that the format of content displayed in a series of content timeslots resembles a series of cards).

[00058] In particular embodiments, the user interface associated with a home screen, lock screen, or launch screen of the computing device may be presented as a socialized dash that is customized for a user of a social-networking system. For example, a cover feed interface (appearing either in the background or in the foreground) on the socialized dash may comprise a series of content boards, each of which may include the profile picture of the user, other content (e.g., images and/or text) associated with the user's profile, content associated with social-networking users or entities connected to or otherwise associated with the user (e.g., newsfeed content), content associated with social-networking users or entities sharing an affinity with the user, or sponsored stories (including advertisements). A social-networking system may create and send new content boards to a computing device. Additionally, the social-networking system (either alone or in combination with the computing device) may rank one or more content boards (e.g. including promoting or demoting particular content boards based on one or more factors) and queue the content boards according to their ranking for presentation on the computing device. One or more content boards may, for example, be presented on the computing device in one or more content timeslots. Particular embodiments may utilize one or more systems,

components, elements, functions, methods, operations, or steps disclosed in U.S. Patent Application No. 14/064056, filed 25 October 2013 and titled “Social Cover Feed Interface,” which is incorporated herein by reference.

[00059] In particular embodiments, the operating system or managing application may broadcast to one or more applications on the computing device (e.g. third-party applications currently executing on the computing device or all third-party applications installed on the device) about an upcoming available content timeslot. The available timeslot identified by the operating system or managing application may, for example, be one of multiple upcoming timeslots. The multiple upcoming timeslots may, for example, include both available timeslots and filled timeslots. A filled timeslot may, for example, include information sent from a server of a social-networking system to the computing device (e.g., a content board, a news feed story including text, pictures, comments, or likes from users of the social-networking system). An available timeslot may, for example, be a timeslot marked by a server as “third-party” (or any suitable marking or indicator readable by the computing device) and contain no data. After receiving the broadcast notification of an upcoming available timeslot, each application that would like to place its content in the available timeslot may, for example, return information to the operating system or managing application. This information may be sent using any suitable protocol or data format including, for example, JavaScript Object Notation (JSON) or Extensible Markup Language (XML). This information may include a bid to fill the timeslot, and the bid may, for example, include an indication of the bidding application’s identity (e.g. a unique name or identifier associated with the application). The bid may further include a portion or all of the content associated with the bidding application to be displayed or presented in the timeslot. For example, the bid may include a content board, a music file to be played, a video file to be played, a photo file to be displayed, or a file including text to be displayed. As another example, the bid may include one or more links (e.g. deep links) to locations (e.g. on the computing device, on a server of a social-networking system, on a server of a third-party system, or anywhere on the Internet) where content to be displayed or presented in the timeslot resides. As an example, a music-player application may include a URL pointing to an image file including the application’s logo (e.g. for use as a background for display during a timeslot) and a deep link to a

particular song (to be played during the timeslot). The bid may also include an indication of which of a pre-determined set of designs or templates the user interface should use in formatting the content associated with the bidding application for display on the computing device or, alternatively, a set of instructions for rendering the content for display on the computing device. The pre-determined set of designs or templates may, for example, include templates or designs for different types of content to be presented including, for example, advertisements, music, photos, text, videos, animations, widgets (e.g. lightweight software applications), or application launchers.

[00060] In particular embodiments, after receiving bids to fill an available timeslot from one or more applications on the computing device, the managing application or operating system may use one or more factors to resolve the bidding between the competing applications. For example, the managing application or operating system may determine which bid to select based (wholly or in part) on the popularity of the bidding application. For example, the most popular bidding application's bid may be selected. As another example, the least popular bidding application's bid may be selected (e.g. to increase user awareness of the application). The popularity of a bidding application may be determined using any suitable method or metric including, for example, the number of users of the application on a social-networking system, the number of downloads of the application from an application store, or the percent of users within a particular subset of users of a social-networking system who use the application. As another example, the managing application or operating system may determine which bid to select based (wholly or in part) on the rating of the bidding application. For example, the most highly-rated bidding application's bid may be selected. The rating of a bidding application may be determined using any suitable method or metric including, for example, the average rating of the application by users within a social network (e.g. Facebook®) or an application store. As another example, the managing application or operating system may determine which bid to select based (wholly or in part) on money to be paid (e.g. to a social-networking system) by the owner or developer of the bidding application (e.g. an amount per timeslot or an amount per interaction of a user with content in a timeslot, such as a click). For example, the bid of the bidding application with the highest amount to be paid may be selected. As another example, the

managing application or operating system may determine which bid to select based (wholly or in part) on device-specific characteristics, such as when a user of the computing device last interacted with the bidding application. For example, the most recently used bidding application's bid may be selected. As another example, the least recently used bidding application's bid may be selected (e.g. to resurface the application to the user). Similarly, the managing application or operating system may determine which bid to select based (wholly or in part) on how frequently a user of the computing device interacts with the bidding application (e.g. within a particular time period such as the past one week). As an example, the bid of the bidding application most frequently used by the user may be selected. As another example, the bid of the bidding application least frequently used by the user may be selected (e.g. to resurface the application to the user). As another example, the managing application or operating system may determine which bid to select based (wholly or in part) on how recently or how frequently a bidding application has had a bid selected in a particular time period (e.g. the past one hour). For example, the bid of the bidding application that has least recently (or least frequently) had another bid selected in the past one hour may be selected (e.g. to provide variety in the content displayed in the timeslots). In particular embodiments, one or more factors may be used to determine which, if any, of multiple upcoming available content timeslots a bidding application may fill with its associated content (e.g. in the form of a content board). For example, a bidding application that has paid a certain amount of money may be selected to have its content placed in an earlier upcoming available content timeslot than a bidding application that has not paid any money. Any suitable combination of factors may be used to resolve the bidding between competing applications. For example, the bid of the most-recently used bidding application having an average rating higher than a pre-determined threshold may be selected. In particular embodiments, after receiving bids to fill an available timeslot from one or more applications on the computing device, the managing application or operating system may send the bids (or information based on these bids) to one or more servers (e.g. of a social-networking system), and the one or more servers may use one or more factors (e.g. those factors described herein) to resolve the bidding between the competing applications and send the selected bid to the managing application or operating system of the computing device. In yet other embodiments,

the selection of a bid may be performed jointly by the computing device and one or more servers (e.g. of a social-networking system or third-party system).

[00061] Once a bid of a bidding application is selected, the operating system or managing application may send one or more notifications (e.g. a single broadcast or multiple individual notifications) indicating which bidding application's bid was selected (or whether a bidding application's bid was not selected). The operating system or managing application presents content associated with the winning bidding application (e.g. content included wholly or in part in the bid itself) in the available timeslot (e.g. displaying the content on a home screen, lock screen, or launch screen of the computing device during the timeslot). If there is an error rendering the content, the operating system or managing application may notify the winning bidding application. Although particular embodiments described herein involve applications installed on a computing device, an application not-yet-installed on the computing device may receive notification of an upcoming available content timeslot, bid for the timeslot, have its bid selected, and have content associated with it (e.g. an advertisement to a user of the computing device to install the application) displayed in a timeslot on the computing device.

[00062] In particular embodiments, an interface (e.g. a web-based interface or an HTML5 application) may be provided to application developers or designers for choosing among several pre-determined designs or templates. For example, a developer of a music application may view, interact with, and test multiple music content templates from the pre-determined set using the interface and may select one or more of these templates for use with the music application (e.g. as default format preferences included in bids sent by the music application). In particular embodiments, the pre-determined designs or templates may include one or more common or consistent visual elements and may be selected by a social-networking system (e.g. based on any suitable characteristics, such as amount of allowable text, platform interoperability, memory usage, bandwidth usage, processor usage, or potential security vulnerabilities of the design or template when presented on a computing device).

[00063] In particular embodiments, the content presented in a content timeslot may include one or more interactive elements. An interactive element may include, for example, an icon, an image, a text block, a menu or portion of a menu, a button, a checkbox, a frame, a

clickable link, a section, an input field, or any other suitable type of user-interface element. The interactive elements may, for example, allow a user to interact with content presented in the timeslot. For example, the user may scroll, zoom in, zoom out, or rotate displayed photos or text; play a video; play music; or launch an application using one or more interactive elements (e.g. buttons or icons) displayed as part of the content presented in the timeslot. In the example of FIG. 4, a card-type visual display format is illustrated. In this example, content 400 from a music-player application (Spotify®) is presented to a user in a content timeslot, for example, on a lock screen of a computing device. The content presented includes the name of the application 420 (Spotify®) associated with the content of the content timeslot, the song title and artist 440 of a song that may be directly played from the content displayed on the lock screen, an interactive element 410 that, when activated (e.g. by a touch gesture), plays the song directly from the lock screen, and an interactive element 430 that, when activated (e.g. by a touch gesture), launches the full application (Spotify®), thereby exiting the lock screen (and either going directly to content of the launched application or, for example, to a screen where a user of the computing device must unlock the computing device using a PIN or any other suitable input). Any suitable collection of interactive elements, embedded content (e.g. audio files), or links to content may be displayed in a content timeslot in any suitable format. As an example, a large icon (e.g. representing the logo of an application) may be used to display a launcher for a particular application in a content timeslot.

[00064] FIG. 5 illustrates an example method 500 for displaying content in a content timeslot of a client computing device. The method may begin at step 510, where the client computing device (e.g. an operating system or managing application of the client computing device) identifies an available timeslot for displaying content on the screen. At step 520, the client computing device notifies one or more applications on the client computing device of the available timeslot. At step 530, the client computing device receives, from each of one or more of the applications, a bid to fill the timeslot with content associated with the bidding application (e.g. with a content board). Each bid indicates the bidding application (e.g. an identifier of the bidding application), indicates a format of the content associated with the bidding application, and provides at least a portion of the content associated with the bidding application. At step

540, the client computing device selects one of the bids and at step 550 displays, in the available timeslot, the content associated with the selected bid. Particular embodiments may repeat one or more steps of the method of FIG. 5, where appropriate. Although this disclosure describes and illustrates particular steps of the method of FIG. 5 as occurring in a particular order, this disclosure contemplates any suitable steps of the method of FIG. 5 occurring in any suitable order. Moreover, although this disclosure describes and illustrates an example method for displaying content in a content timeslot of a client computing device including the particular steps of the method of FIG. 5, this disclosure contemplates any suitable method for displaying content in a content timeslot of a client computing device including any suitable steps, which may include all, some, or none of the steps of the method of FIG. 5, where appropriate. Furthermore, although this disclosure describes and illustrates particular components, devices, or systems carrying out particular steps of the method of FIG. 5, this disclosure contemplates any suitable combination of any suitable components, devices, or systems carrying out any suitable steps of the method of FIG. 5.

[00065] FIG. 6 illustrates an example computer system 600. In particular embodiments, one or more computer systems 600 perform one or more steps of one or more methods described or illustrated herein. In particular embodiments, one or more computer systems 600 provide functionality described or illustrated herein. In particular embodiments, software running on one or more computer systems 600 performs one or more steps of one or more methods described or illustrated herein or provides functionality described or illustrated herein. Particular embodiments include one or more portions of one or more computer systems 600. Herein, reference to a computer system may encompass a computing device, and vice versa, where appropriate. Moreover, reference to a computer system may encompass one or more computer systems, where appropriate.

[00066] This disclosure contemplates any suitable number of computer systems 600. This disclosure contemplates computer system 600 taking any suitable physical form. As example and not by way of limitation, computer system 600 may be an embedded computer system, a system-on-chip (SOC), a single-board computer system (SBC) (such as, for example, a computer-on-module (COM) or system-on-module (SOM)), a desktop computer system, a laptop

or notebook computer system, an interactive kiosk, a mainframe, a mesh of computer systems, a mobile telephone, a personal digital assistant (PDA), a server, a tablet computer system, or a combination of two or more of these. Where appropriate, computer system 600 may include one or more computer systems 600; be unitary or distributed; span multiple locations; span multiple machines; span multiple data centers; or reside in a cloud, which may include one or more cloud components in one or more networks. Where appropriate, one or more computer systems 600 may perform without substantial spatial or temporal limitation one or more steps of one or more methods described or illustrated herein. As an example and not by way of limitation, one or more computer systems 600 may perform in real time or in batch mode one or more steps of one or more methods described or illustrated herein. One or more computer systems 600 may perform at different times or at different locations one or more steps of one or more methods described or illustrated herein, where appropriate.

[00067] In particular embodiments, computer system 600 includes a processor 602, memory 604, storage 606, an input/output (I/O) interface 608, a communication interface 610, and a bus 612. Although this disclosure describes and illustrates a particular computer system having a particular number of particular components in a particular arrangement, this disclosure contemplates any suitable computer system having any suitable number of any suitable components in any suitable arrangement.

[00068] In particular embodiments, processor 602 includes hardware for executing instructions, such as those making up a computer program. As an example and not by way of limitation, to execute instructions, processor 602 may retrieve (or fetch) the instructions from an internal register, an internal cache, memory 604, or storage 606; decode and execute them; and then write one or more results to an internal register, an internal cache, memory 604, or storage 606. In particular embodiments, processor 602 may include one or more internal caches for data, instructions, or addresses. This disclosure contemplates processor 602 including any suitable number of any suitable internal caches, where appropriate. As an example and not by way of limitation, processor 602 may include one or more instruction caches, one or more data caches, and one or more translation lookaside buffers (TLBs). Instructions in the instruction caches may be copies of instructions in memory 604 or storage 606, and the instruction caches may speed up

retrieval of those instructions by processor 602. Data in the data caches may be copies of data in memory 604 or storage 606 for instructions executing at processor 602 to operate on; the results of previous instructions executed at processor 602 for access by subsequent instructions executing at processor 602 or for writing to memory 604 or storage 606; or other suitable data. The data caches may speed up read or write operations by processor 602. The TLBs may speed up virtual-address translation for processor 602. In particular embodiments, processor 602 may include one or more internal registers for data, instructions, or addresses. This disclosure contemplates processor 602 including any suitable number of any suitable internal registers, where appropriate. Where appropriate, processor 602 may include one or more arithmetic logic units (ALUs); be a multi-core processor; or include one or more processors 602. Although this disclosure describes and illustrates a particular processor, this disclosure contemplates any suitable processor.

[00069] In particular embodiments, memory 604 includes main memory for storing instructions for processor 602 to execute or data for processor 602 to operate on. As an example and not by way of limitation, computer system 600 may load instructions from storage 606 or another source (such as, for example, another computer system 600) to memory 604. Processor 602 may then load the instructions from memory 604 to an internal register or internal cache. To execute the instructions, processor 602 may retrieve the instructions from the internal register or internal cache and decode them. During or after execution of the instructions, processor 602 may write one or more results (which may be intermediate or final results) to the internal register or internal cache. Processor 602 may then write one or more of those results to memory 604. In particular embodiments, processor 602 executes only instructions in one or more internal registers or internal caches or in memory 604 (as opposed to storage 606 or elsewhere) and operates only on data in one or more internal registers or internal caches or in memory 604 (as opposed to storage 606 or elsewhere). One or more memory buses (which may each include an address bus and a data bus) may couple processor 602 to memory 604. Bus 612 may include one or more memory buses, as described below. In particular embodiments, one or more memory management units (MMUs) reside between processor 602 and memory 604 and facilitate accesses to memory 604 requested by processor 602. In particular embodiments, memory 604

includes random access memory (RAM). This RAM may be volatile memory, where appropriate. Where appropriate, this RAM may be dynamic RAM (DRAM) or static RAM (SRAM). Moreover, where appropriate, this RAM may be single-ported or multi-ported RAM. This disclosure contemplates any suitable RAM. Memory 604 may include one or more memories 604, where appropriate. Although this disclosure describes and illustrates particular memory, this disclosure contemplates any suitable memory.

[00070] In particular embodiments, storage 606 includes mass storage for data or instructions. As an example and not by way of limitation, storage 606 may include a hard disk drive (HDD), a floppy disk drive, flash memory, an optical disc, a magneto-optical disc, magnetic tape, or a Universal Serial Bus (USB) drive or a combination of two or more of these. Storage 606 may include removable or non-removable (or fixed) media, where appropriate. Storage 606 may be internal or external to computer system 600, where appropriate. In particular embodiments, storage 606 is non-volatile, solid-state memory. In particular embodiments, storage 606 includes read-only memory (ROM). Where appropriate, this ROM may be mask-programmed ROM, programmable ROM (PROM), erasable PROM (EPROM), electrically erasable PROM (EEPROM), electrically alterable ROM (EAROM), or flash memory or a combination of two or more of these. This disclosure contemplates mass storage 606 taking any suitable physical form. Storage 606 may include one or more storage control units facilitating communication between processor 602 and storage 606, where appropriate. Where appropriate, storage 606 may include one or more storages 606. Although this disclosure describes and illustrates particular storage, this disclosure contemplates any suitable storage.

[00071] In particular embodiments, I/O interface 608 includes hardware, software, or both, providing one or more interfaces for communication between computer system 600 and one or more I/O devices. Computer system 600 may include one or more of these I/O devices, where appropriate. One or more of these I/O devices may enable communication between a person and computer system 600. As an example and not by way of limitation, an I/O device may include a keyboard, keypad, microphone, monitor, mouse, printer, scanner, speaker, still camera, stylus, tablet, touch screen, trackball, video camera, another suitable I/O device or a combination of two or more of these. An I/O device may include one or more sensors. This

disclosure contemplates any suitable I/O devices and any suitable I/O interfaces 608 for them. Where appropriate, I/O interface 608 may include one or more device or software drivers enabling processor 602 to drive one or more of these I/O devices. I/O interface 608 may include one or more I/O interfaces 608, where appropriate. Although this disclosure describes and illustrates a particular I/O interface, this disclosure contemplates any suitable I/O interface.

[00072] In particular embodiments, communication interface 610 includes hardware, software, or both providing one or more interfaces for communication (such as, for example, packet-based communication) between computer system 600 and one or more other computer systems 600 or one or more networks. As an example and not by way of limitation, communication interface 610 may include a network interface controller (NIC) or network adapter for communicating with an Ethernet or other wire-based network or a wireless NIC (WNIC) or wireless adapter for communicating with a wireless network, such as a WI-FI network. This disclosure contemplates any suitable network and any suitable communication interface 610 for it. As an example and not by way of limitation, computer system 600 may communicate with an ad hoc network, a personal area network (PAN), a local area network (LAN), a wide area network (WAN), a metropolitan area network (MAN), or one or more portions of the Internet or a combination of two or more of these. One or more portions of one or more of these networks may be wired or wireless. As an example, computer system 600 may communicate with a wireless PAN (WPAN) (such as, for example, a BLUETOOTH WPAN), a WI-FI network, a WI-MAX network, a cellular telephone network (such as, for example, a Global System for Mobile Communications (GSM) network), or other suitable wireless network or a combination of two or more of these. Computer system 600 may include any suitable communication interface 610 for any of these networks, where appropriate. Communication interface 610 may include one or more communication interfaces 610, where appropriate. Although this disclosure describes and illustrates a particular communication interface, this disclosure contemplates any suitable communication interface.

[00073] In particular embodiments, bus 612 includes hardware, software, or both coupling components of computer system 600 to each other. As an example and not by way of limitation, bus 612 may include an Accelerated Graphics Port (AGP) or other graphics bus, an

Enhanced Industry Standard Architecture (EISA) bus, a front-side bus (FSB), a HYPERTRANSPORT (HT) interconnect, an Industry Standard Architecture (ISA) bus, an INFINIBAND interconnect, a low-pin-count (LPC) bus, a memory bus, a Micro Channel Architecture (MCA) bus, a Peripheral Component Interconnect (PCI) bus, a PCI-Express (PCIe) bus, a serial advanced technology attachment (SATA) bus, a Video Electronics Standards Association local (VLB) bus, or another suitable bus or a combination of two or more of these. Bus 612 may include one or more buses 612, where appropriate. Although this disclosure describes and illustrates a particular bus, this disclosure contemplates any suitable bus or interconnect.

[00074] Herein, a computer-readable non-transitory storage medium or media may include one or more semiconductor-based or other integrated circuits (ICs) (such, as for example, field-programmable gate arrays (FPGAs) or application-specific ICs (ASICs)), hard disk drives (HDDs), hybrid hard drives (HHDs), optical discs, optical disc drives (ODDs), magneto-optical discs, magneto-optical drives, floppy diskettes, floppy disk drives (FDDs), magnetic tapes, solid-state drives (SSDs), RAM-drives, SECURE DIGITAL cards or drives, any other suitable computer-readable non-transitory storage media, or any suitable combination of two or more of these, where appropriate. A computer-readable non-transitory storage medium may be volatile, non-volatile, or a combination of volatile and non-volatile, where appropriate.

[00075] Herein, “or” is inclusive and not exclusive, unless expressly indicated otherwise or indicated otherwise by context. Therefore, herein, “A or B” means “A, B, or both,” unless expressly indicated otherwise or indicated otherwise by context. Moreover, “and” is both joint and several, unless expressly indicated otherwise or indicated otherwise by context. Therefore, herein, “A and B” means “A and B, jointly or severally,” unless expressly indicated otherwise or indicated otherwise by context.

[00076] The scope of this disclosure encompasses all changes, substitutions, variations, alterations, and modifications to the example embodiments described or illustrated herein that a person having ordinary skill in the art would comprehend. The scope of this disclosure is not limited to the example embodiments described or illustrated herein. Moreover, although this disclosure describes and illustrates respective embodiments herein as including particular

components, elements, feature, functions, operations, or steps, any of these embodiments may include any combination or permutation of any of the components, elements, features, functions, operations, or steps described or illustrated anywhere herein that a person having ordinary skill in the art would comprehend. Furthermore, reference in the appended claims to an apparatus or system or a component of an apparatus or system being adapted to, arranged to, capable of, configured to, enabled to, operable to, or operative to perform a particular function encompasses that apparatus, system, component, whether or not it or that particular function is activated, turned on, or unlocked, as long as that apparatus, system, or component is so adapted, arranged, capable, configured, enabled, operable, or operative.

WHAT IS CLAIMED IS:

1. A method comprising:
 - by a client computing device, identifying an available timeslot for displaying content on a screen of the client computing device;
 - by the client computing device, notifying one or more applications on the client computing device of the available timeslot;
 - by the client computing device, receiving from each of one or more of the applications a bid to fill the available timeslot with content associated with the application, wherein the bid:
 - indicates the application;
 - indicates a format of the content associated with the application; and
 - provides at least a portion of the content associated with the application;
 - by the client computing device, selecting one of the bids; and
 - by the client computing device, displaying in the available timeslot on the screen of the client computing device the content associated with the selected bid with the format indicated by the selected bid.
2. The method of Claim 1, wherein one or more of the applications are currently executing on the client computing device.
3. The method of Claim 1, wherein the at least a portion of the content provided by the bid comprises a link to the content associated with the application.
4. The method of Claim 3, wherein the link comprises a Uniform Resource Locator (URL) on the Internet.
5. The method of Claim 1, wherein the content comprises one or more interactive elements.

6. The method of Claim 1, wherein selecting one of the bids is performed based at least in part on one or more of the following:

- a popularity of one or more of the applications;
- a rating of one or more of the applications;
- money paid by a party associated with one or more of the applications;
- a frequency of interaction with one or more of the applications by a user of the computing device; or
- a recency of interaction with one or more of the applications by a user of the computing device.

7. The method of Claim 1, wherein the format comprises one of a plurality of pre-determined formats.

8. One or more computer-readable non-transitory storage media embodying software that is operable when executed to:

- identify an available timeslot for displaying content on a screen of a client computing device;
- notify one or more applications on the client computing device of the available timeslot;
- receive from each of one or more of the applications a bid to fill the available timeslot with content associated with the application, wherein the bid:
 - indicates the application;
 - indicates a format of the content associated with the application; and
 - provides at least a portion of the content associated with the application;
- select one of the bids; and
- display in the available timeslot on the screen of the client computing device the content associated with the selected bid with the format indicated by the selected bid.

9. The media of Claim 8, wherein one or more of the applications are currently executing on the client computing device.

10. The media of Claim 8, wherein the at least a portion of the content provided by the bid comprises a link to the content associated with the application.

11. The media of Claim 10, wherein the link comprises a Uniform Resource Locator (URL) on the Internet.

12. The media of Claim 8, wherein the content comprises one or more interactive elements.

13. The media of Claim 8, wherein selecting one of the bids is performed based at least in part on one or more of the following:

- a popularity of one or more of the applications;
- a rating of one or more of the applications;
- money paid by a party associated with one or more of the applications;
- a frequency of interaction with one or more of the applications by a user of the computing device; or
- a recency of interaction with one or more of the applications by a user of the computing device.

14. The media of Claim 8, wherein the format comprises one of a plurality of pre-determined formats.

15. A system comprising:
one or more processors; and
a memory coupled to the processors comprising instructions executable by the processors, the processors being operable when executing the instructions to:
identify an available timeslot for displaying content on a screen of a client computing device;

notify one or more applications on the client computing device of the available timeslot;
receive from each of one or more of the applications a bid to fill the available timeslot
with content associated with the application, wherein the bid:

indicates the application;

indicates a format of the content associated with the application; and

provides at least a portion of the content associated with the application;

select one of the bids; and

display in the available timeslot on the screen of the client computing device the content
associated with the selected bid with the format indicated by the selected bid.

16. The system of Claim 15, wherein one or more of the applications are currently
executing on the client computing device.

17. The system of Claim 15, wherein the at least a portion of the content provided by the
bid comprises a link to the content associated with the application.

18. The system of Claim 17, wherein the link comprises a Uniform Resource Locator
(URL) on the Internet.

19. The system of Claim 15, wherein the content comprises one or more interactive
elements.

20. The system of Claim 15, wherein the format comprises one of a plurality of pre-
determined formats.

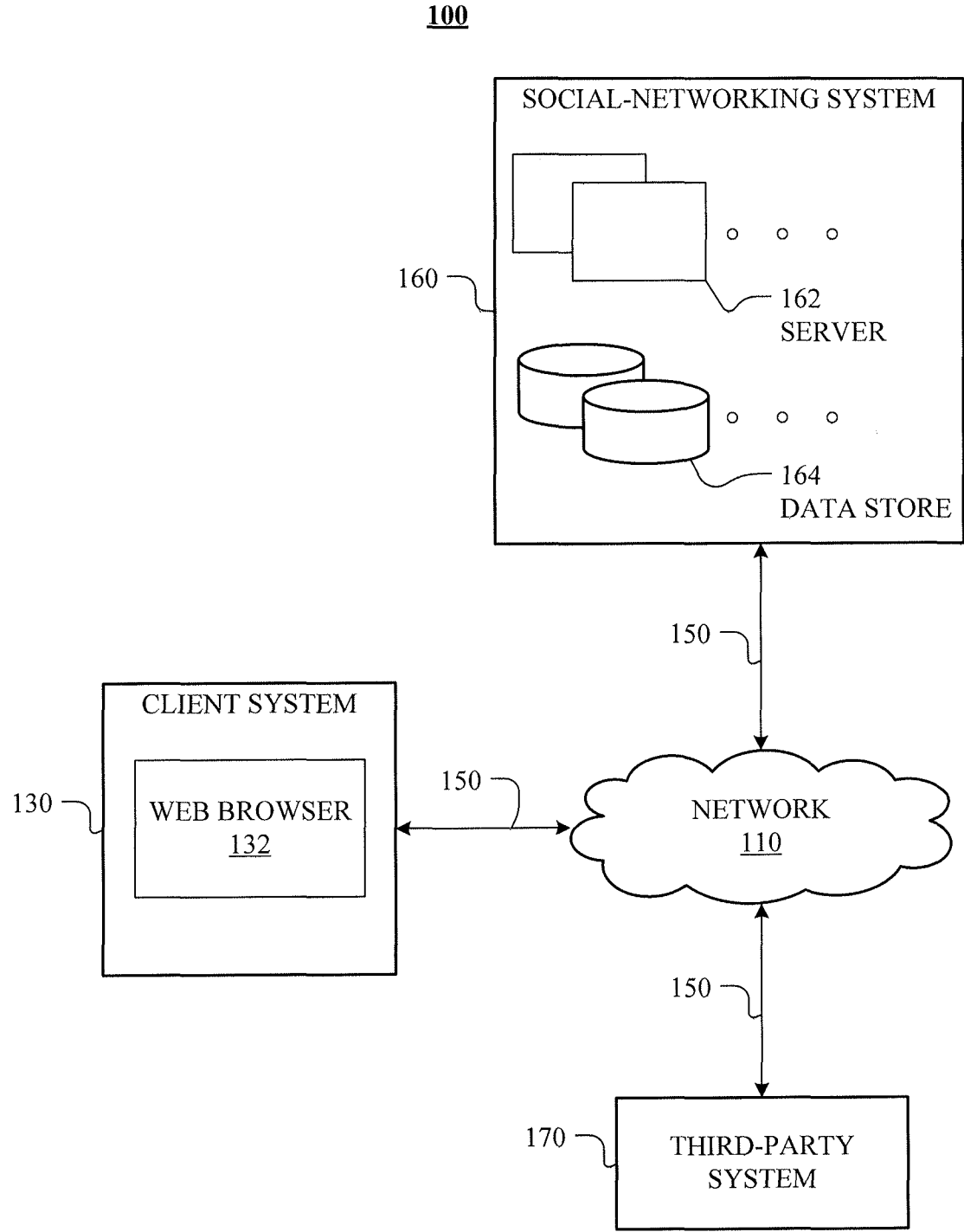


FIG. 1

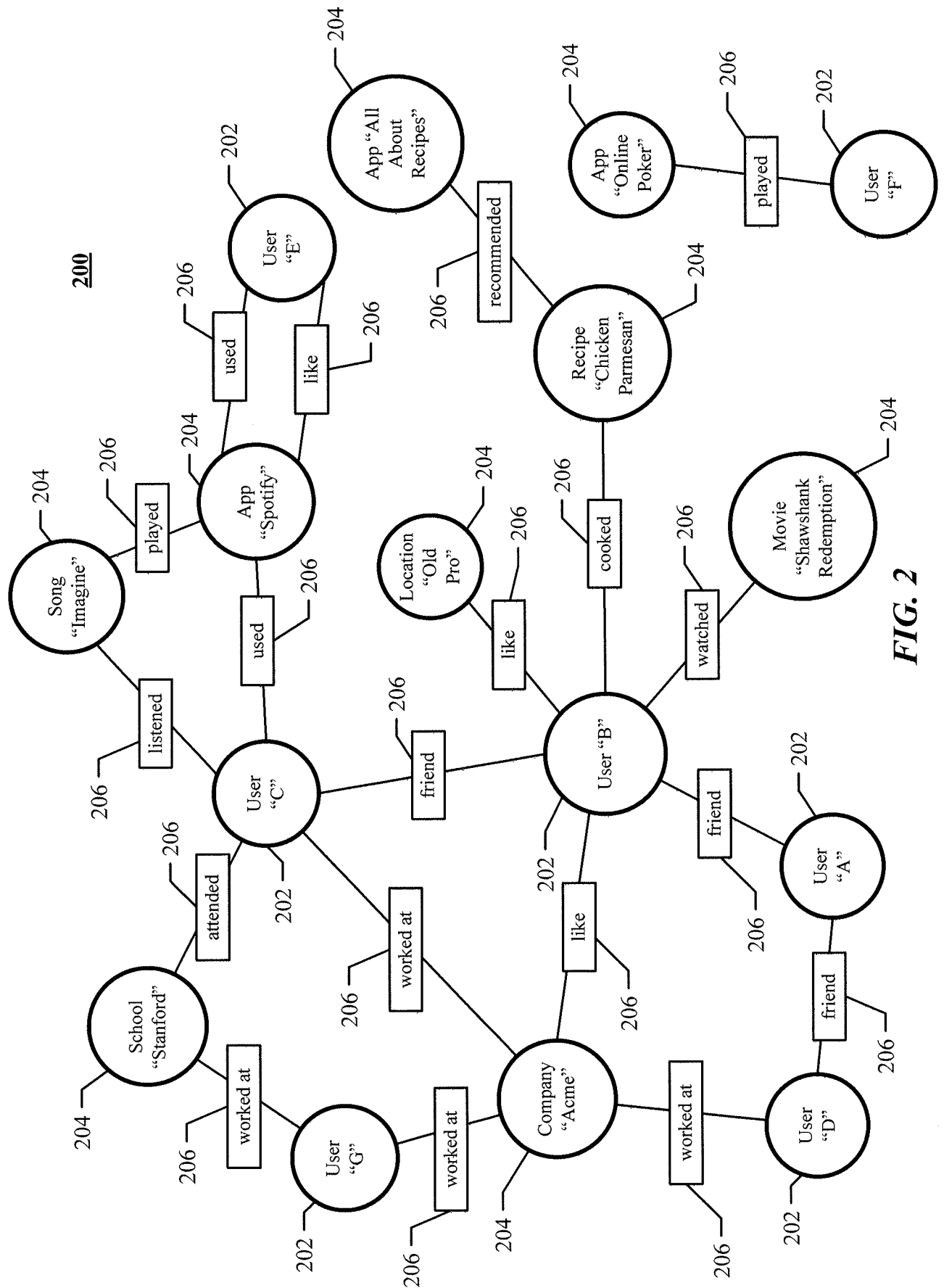


FIG. 2

300

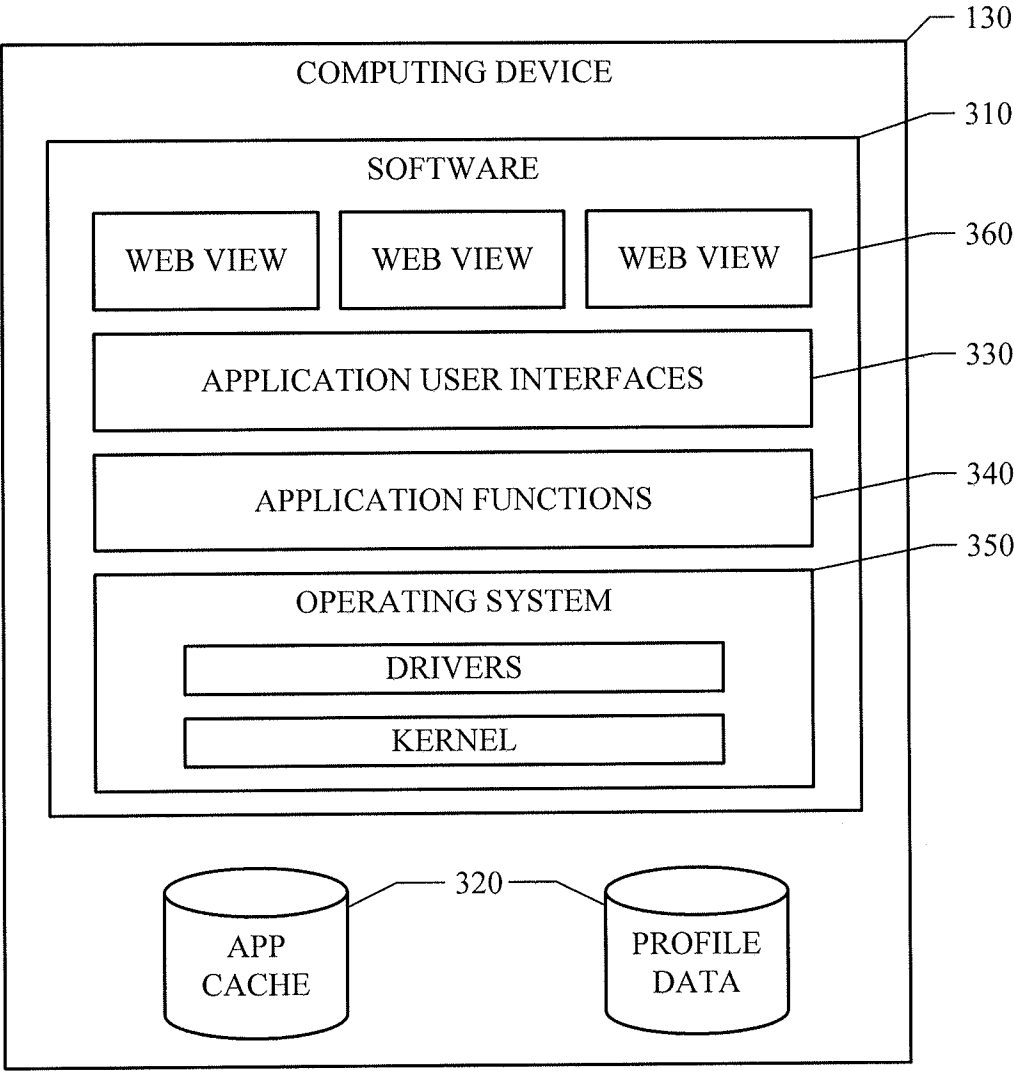


FIG. 3

400

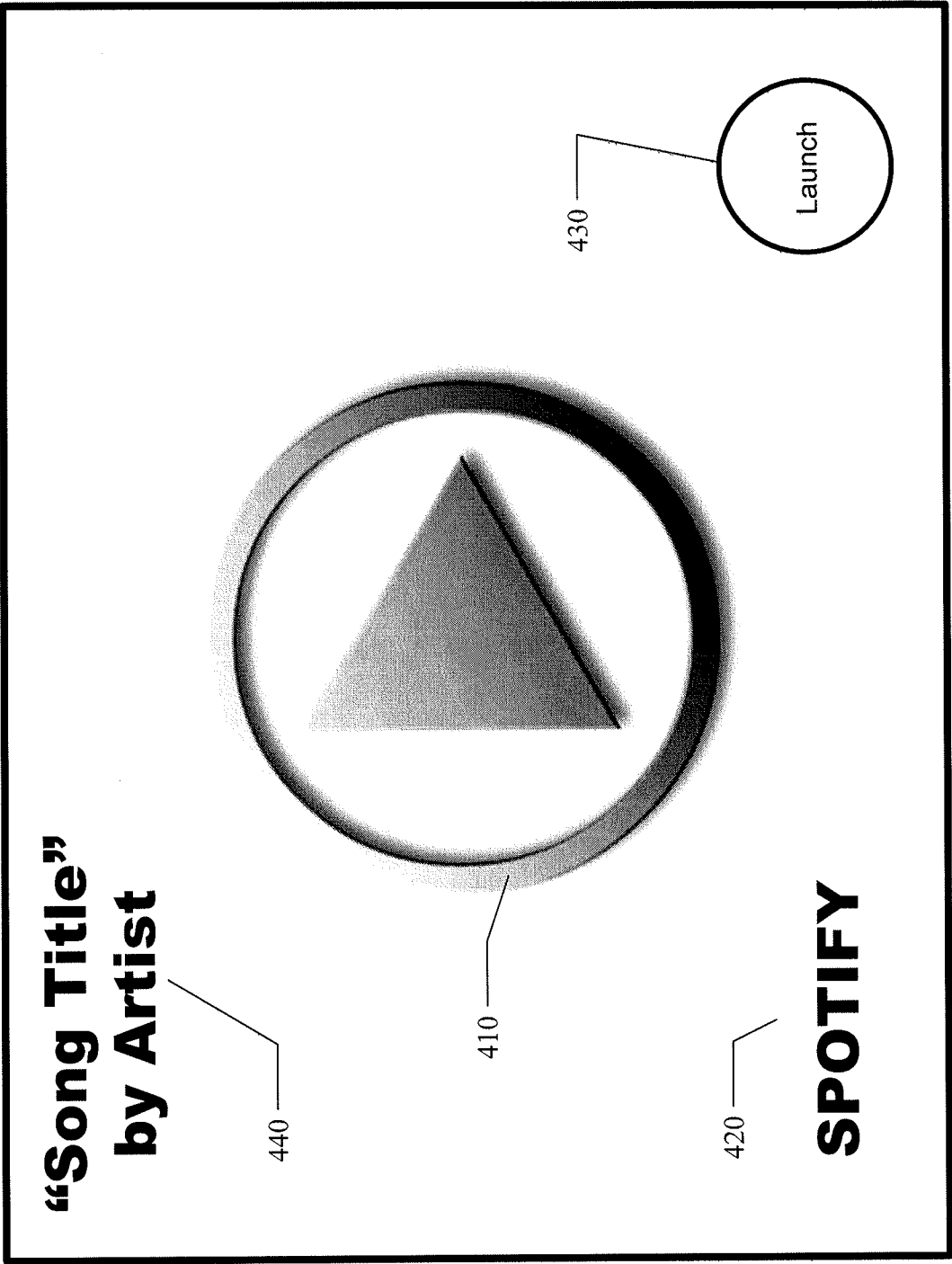
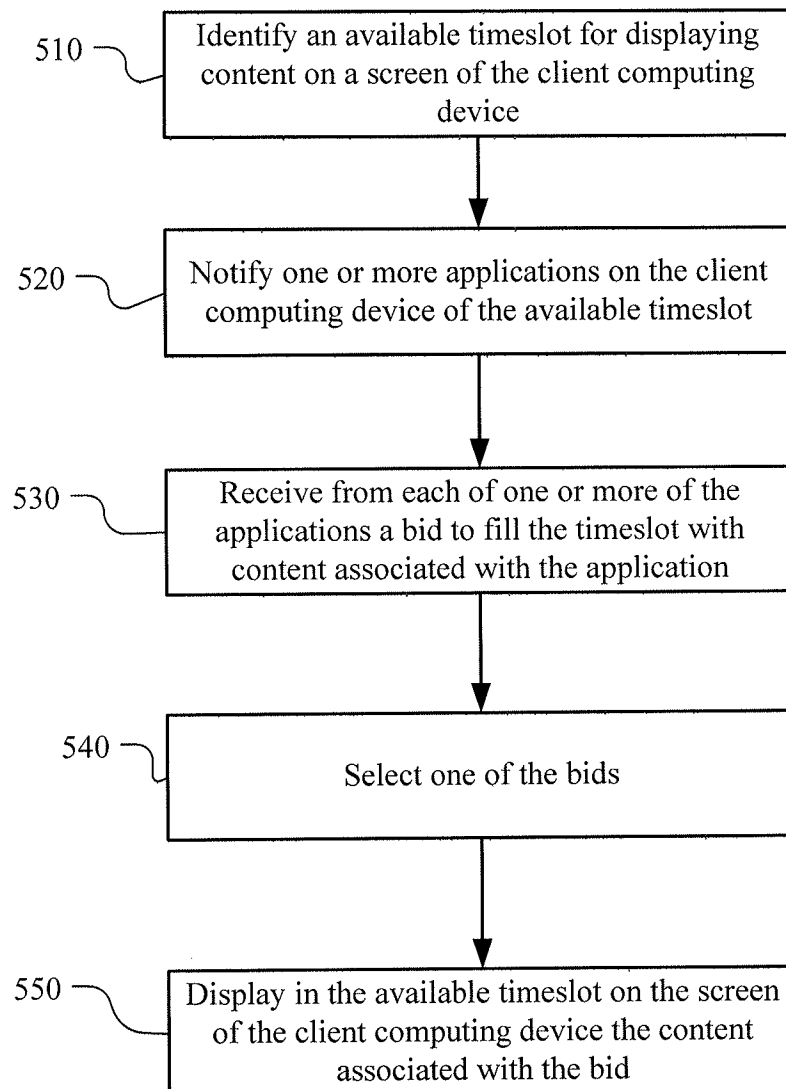
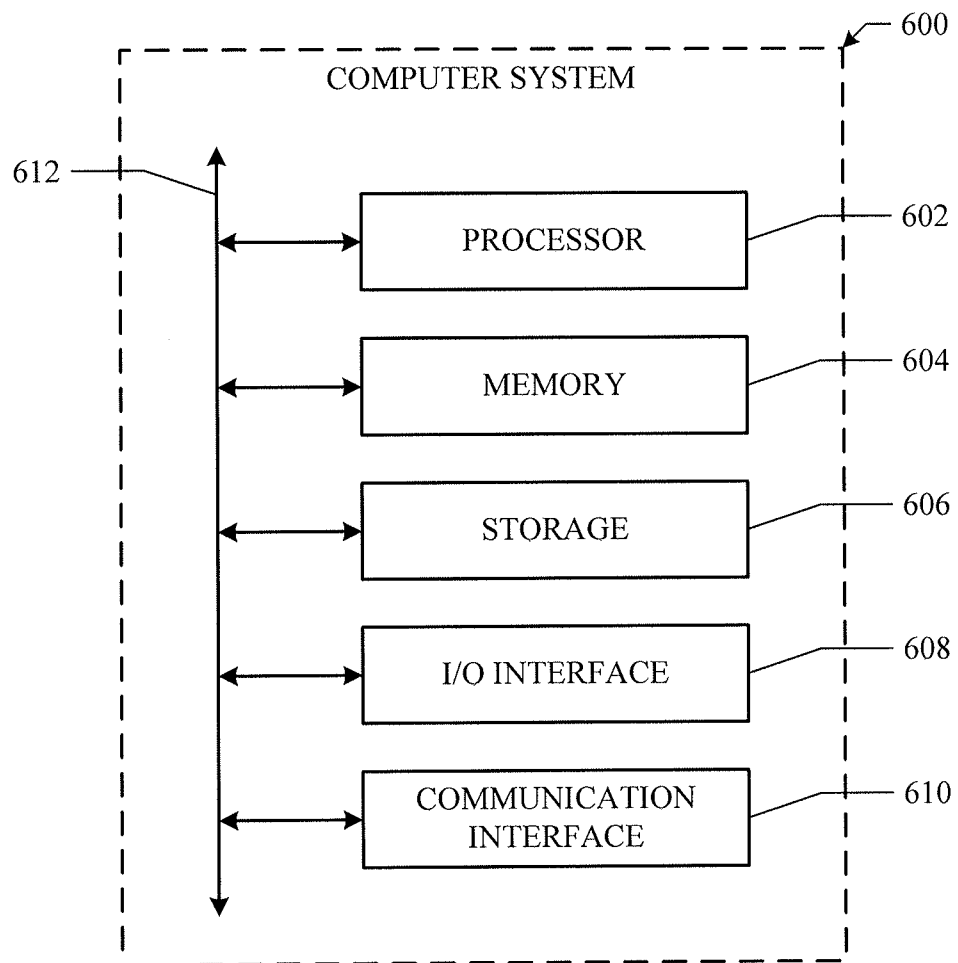


FIG. 4

500**FIG. 5**

**FIG. 6**

INTERNATIONAL SEARCH REPORT

International application No.
PCT/US2014/063679**A. CLASSIFICATION OF SUBJECT MATTER****G06F 15/16(2006.01)i, G06F 9/44(2006.01)i**

According to International Patent Classification (IPC) or to both national classification and IPC

B. FIELDS SEARCHED

Minimum documentation searched (classification system followed by classification symbols)

G06F 15/16; G06Q 30/00; G06F 17/30; G06Q 40/00; G06Q 10/00; G06F 9/44

Documentation searched other than minimum documentation to the extent that such documents are included in the fields searched

Korean utility models and applications for utility models

Japanese utility models and applications for utility models

Electronic data base consulted during the international search (name of data base and, where practicable, search terms used)

eKOMPASS(KIPO internal) & Keywords:bid, application<or>format, content, select

C. DOCUMENTS CONSIDERED TO BE RELEVANT

Category*	Citation of document, with indication, where appropriate, of the relevant passages	Relevant to claim No.
Y	US 2008-0027854 A1 (ALEJANDRO BACKER et al.) 31 January 2008 See paragraph 9 - paragraph 36; paragraph 47 - paragraph 53; claims 1-24; figures 1-4.	1-5, 7-12, 14-20
A		6, 13
Y	US 8527333 B1 (SUROJIT CHATTERJEE et al.) 03 September 2013 See column 1, line 35 - column 4, line 41; column 10, line 9 - column 17, line 4; claims 1-35; figures 6-19.	1-5, 7-12, 14-20
A		6, 13
A	US 2011-0054997 A1 (FEUERSTEIN JOSHUA et al.) 03 March 2011 See paragraph 53 - paragraph 67; paragraph 130 - paragraph 148; figures 1-4, 6A-7.	1-20
A	US 2011-0022623 A1 (DAVIS DARREN J. et al.) 27 January 2011 See paragraph 51 - paragraph 97; figures 2-9.	1-20
A	US 2008-0033776 A1 (JOSEPH JOHN MARCHESE) 07 February 2008 See paragraph 45 - paragraph 61; paragraph 73 - paragraph 75; figures 2A-4, 10.	1-20

☐ Further documents are listed in the continuation of Box C.☒ See patent family annex.

* Special categories of cited documents:

"A" document defining the general state of the art which is not considered to be of particular relevance

"E" earlier application or patent but published on or after the international filing date

"L" document which may throw doubts on priority claim(s) or which is cited to establish the publication date of another citation or other special reason (as specified)

"O" document referring to an oral disclosure, use, exhibition or other means

"P" document published prior to the international filing date but later than the priority date claimed

"T" later document published after the international filing date or priority date and not in conflict with the application but cited to understand the principle or theory underlying the invention

"X" document of particular relevance; the claimed invention cannot be considered novel or cannot be considered to involve an inventive step when the document is taken alone

"Y" document of particular relevance; the claimed invention cannot be considered to involve an inventive step when the document is combined with one or more other such documents, such combination being obvious to a person skilled in the art

"&" document member of the same patent family

Date of the actual completion of the international search

12 February 2015 (12.02.2015)

Date of mailing of the international search report

12 February 2015 (12.02.2015)

Name and mailing address of the ISA/KR

International Application Division
Korean Intellectual Property Office
189 Cheongsa-ro, Seo-gu, Daejeon Metropolitan City, 302-701,
Republic of Korea

Facsimile No. ++82 42 472 3473

Authorized officer

PARK, Sang Hyun

Telephone No. +82-42-481-8263



INTERNATIONAL SEARCH REPORT

Information on patent family members

International application No.

PCT/US2014/063679

Patent document cited in search report	Publication date	Patent family member(s)	Publication date
US 2008-0027854 A1	31/01/2008	US 2013-159098 A1 US 8401921 B2 US 8788401 B2	20/06/2013 19/03/2013 22/07/2014
US 8527333 B1	03/09/2013	None	
US 2011-0054997 A1	03/03/2011	AU 2010-256435 A1 AU 2010-256435 B2 CA 2764493 A1 EP 2438757 A1 EP 2438757 A4 US 2011-0054998 A1 US 2011-0055008 A1 US 8527341 B2 US 8527342 B2 WO 2010-141835 A1	02/02/2012 14/08/2014 09/12/2010 11/04/2012 30/07/2014 03/03/2011 03/03/2011 03/09/2013 03/09/2013 09/12/2010
US 2011-0022623 A1	27/01/2011	AU 2000-51714 A1 AU 2000-51714 B2 AU 2000-51714 C AU 2002-300460 B2 AU 2002-301226 B2 AU 2002-301226 C1 AU 2002-301578 B2 AU 2002-319673 A8 AU 2003-200436 A1 AU 2003-200436 B2 AU 5171400 A AU 769955 B2 AU 769955 C BR 0011035 A CA 2375132 A1 CA 2375132 C CA 2396394 A1 CA 2396501 A1 CA 2404276 A1 CA 2413105 A1 CA 2413105 C CA 2418526 A1 CN 100447735 C0 CN 101266616 A CN 101266616 C0 CN 102136121 A CN 1378674 A0 CN 1407487 A0 CN 1428689 A0 CN 1428690 A0 CN 1462936 A0 DE 20023291 U1	18/12/2000 12/02/2004 10/02/2011 21/04/2005 16/06/2005 24/02/2011 29/09/2005 24/02/2003 02/09/2004 28/07/2005 18/12/2000 12/02/2004 18/12/2000 26/02/2002 07/12/2000 22/03/2011 03/02/2003 03/02/2003 26/03/2003 11/06/2003 07/07/2009 08/08/2003 31/12/2008 17/09/2008 17/09/2008 27/07/2011 06/11/2002 02/04/2003 09/07/2003 09/07/2003 24/12/2003 07/08/2003

INTERNATIONAL SEARCH REPORT

Information on patent family members

International application No.

PCT/US2014/063679

Patent document cited in search report	Publication date	Patent family member(s)	Publication date
		EP 1208500 A1	29/05/2002
		EP 1208500 A4	14/04/2004
		EP 1282051 A1	05/02/2003
		EP 1282060 A2	05/02/2003
		EP 1282060 A3	24/03/2004
		EP 1298568 A2	02/04/2003
		EP 1298568 A3	30/06/2004
		EP 1320042 A2	18/06/2003
		EP 1320042 A3	26/05/2004
		EP 1335314 A1	13/08/2003
		GB 2381345 A	30/04/2003
		GB 2381896 A	14/05/2003
		GB 2382686 A	04/06/2003
		GB 2384079 A	16/07/2003
		GB 2385964 A	03/09/2003
		IL 146706 D0	25/07/2002
		JP 03-676999 B2	27/07/2005
		JP 03-955256 B2	08/08/2007
		JP 04-030841 B2	09/01/2008
		JP 04-540927 B2	08/09/2010
		JP 04-597473 B2	15/12/2010
		JP 2003-233684 A	22/08/2003
		JP 2003-233731 A	22/08/2003
		JP 2003-242159 A	29/08/2003
		JP 2003-296629 A	17/10/2003
		JP 2003-501729 A	14/01/2003
		KR 10-0658552 B1	18/12/2006
		KR 10-0908754 B1	22/07/2009
		KR 10-2003-0013333 A	14/02/2003
		KR 10-2003-0027735 A	07/04/2003
		KR 10-2003-0047859 A	18/06/2003
		KR 10-2003-0077953 A	04/10/2003
		KR 10-2005-0100336 A	18/10/2005
		KR 10-2006-0017904 A	27/02/2006
		KR 10-2007-0032746 A	22/03/2007
		MX PA01012340A	21/07/2003
		NZ 515534A	29/08/2003
		US 2001-0042064 A1	15/11/2001
		US 2001-0047354 A1	29/11/2001
		US 2001-0051940 A1	13/12/2001
		US 2002-0165849 A1	07/11/2002
		US 2002-0169760 A1	14/11/2002
		US 2003-0033292 A1	13/02/2003
		US 2003-0055816 A1	20/03/2003
		US 2003-0149622 A1	07/08/2003
		US 2003-0208474 A1	06/11/2003
		US 2005-0223000 A1	06/10/2005
		US 2005-0289120 A9	29/12/2005
		US 2006-0136404 A1	22/06/2006
		US 2006-0143096 A1	29/06/2006

INTERNATIONAL SEARCH REPORT

Information on patent family members

International application No.

PCT/US2014/063679

Patent document cited in search report	Publication date	Patent family member(s)	Publication date
US 2008-0033776 A1	07/02/2008	US 2006-0190328 A1	24/08/2006
		US 2006-0190354 A1	24/08/2006
		US 2006-0212447 A1	21/09/2006
		US 2006-0247981 A1	02/11/2006
		US 2010-0161428 A1	24/06/2010
		US 2013-346190 A1	26/12/2013
		US 6269361 B1	31/07/2001
		US 6978263 B2	20/12/2005
		US 6983272 B2	03/01/2006
		US 7035812 B2	25/04/2006
		US 7065500 B2	20/06/2006
		US 7092901 B2	15/08/2006
		US 7110993 B2	19/09/2006
		US 7225182 B2	29/05/2007
		US 7231358 B2	12/06/2007
		US 7363300 B2	22/04/2008
		US 7464079 B2	09/12/2008
		US 7499874 B2	03/03/2009
		US 7603294 B2	13/10/2009
		US 7702537 B2	20/04/2010
		US 7783540 B2	24/08/2010
		US 7835943 B2	16/11/2010
		US 8015063 B2	06/09/2011
		US 8527533 B2	03/09/2013
		WO 00-73960 A1	07/12/2000
		WO 03-010689 A1	06/02/2003
		WO 03-014865 A2	20/02/2003
		WO 03-014865 A3	04/09/2003
		ZA 200109564A	17/02/2003
		US 8856019 B2	07/10/2014
		WO 2007-139857 A2	06/12/2007
		WO 2007-139857 A3	14/08/2008