



US00D598604S

(12) **United States Design Patent**
Peifer

(10) **Patent No.:** **US D598,604 S**

(45) **Date of Patent:** **** Aug. 18, 2009**

(54) **MOUNTING PLATE FOR A SOLID STATE LIGHTING FIXTURE**

(76) Inventor: **Donald Allen Peifer**, 56 Sherman St., Brooklyn, NY (US) 11215

(**) Term: **14 Years**

(21) Appl. No.: **29/322,428**

(22) Filed: **Aug. 5, 2008**

(51) **LOC (9) Cl.** **26-99**

(52) **U.S. Cl.** **D26/141**

(58) **Field of Classification Search** D26/110, D26/111, 113, 119, 120, 128, 129, 93, 94, D26/102, 105, 106, 107, 109, 130, 74, 75, D26/76, 77, 80, 81, 88, 90, 71, 68, 142, 141, D26/145, 67, 118, 85, 89, 86, 24, 135, 60, D26/61, 72, 73, 133, 134, 138, 140, 148, D26/149, 150, 151, 152, 154, 155; 362/601, 362/606, 607, 608, 611, 612, 615, 617, 632, 362/633, 555, 561, 95, 147, 351, 358, 376, 362/455, 804; 257/98, 99; D13/179; 40/714, 40/715, 716; D6/300, 301, 302, 308, 310, D6/313, 314; 433/29, 30, 28, 31, 126; D24/128, D24/176, 177; 349/58, 65; D20/41, 42, D20/43; D14/374, 126, 380, 375, 382
See application file for complete search history.

(56) **References Cited**

U.S. PATENT DOCUMENTS

4,149,331 A * 4/1979 Prager 40/766

4,831,754 A *	5/1989	Tallent	40/800
D354,483 S *	1/1995	Yamazaki	D14/374
5,530,571 A *	6/1996	Chen	349/112
D393,001 S *	3/1998	Mayo	D19/52
5,915,857 A *	6/1999	Gallagher	40/790
6,042,243 A *	3/2000	Grill et al.	362/125
6,961,102 B2 *	11/2005	Kitada et al.	349/58
7,206,038 B2 *	4/2007	Choi et al.	349/58
7,275,852 B2 *	10/2007	Kim et al.	362/612
D575,887 S *	8/2008	Mukai	D26/24
D582,064 S *	12/2008	Mukai	D26/24
2004/0004827 A1 *	1/2004	Guest	362/31
2006/0237735 A1 *	10/2006	Naulin et al.	257/98
2007/0171670 A1 *	7/2007	Zagar et al.	362/601

* cited by examiner

Primary Examiner—Cathron C Brooks
Assistant Examiner—Kevin K Rudzinski
(74) *Attorney, Agent, or Firm*—Heslin Rothenberg Farley & Mesiti P.C.


(57) **CLAIM**

The ornamental design for a mounting plate for a solid state lighting fixture, shown and described.

DESCRIPTION

FIG. 1 is a front elevation view of the mounting plate for a solid state lighting fixture showing the present design;
FIG. 2 is a side elevation view thereof;
FIG. 3 is a front perspective view thereof; and,
FIG. 4 is an enlarged partial perspective view thereof.

1 Claim, 4 Drawing Sheets






FIG. 1



FIG. 2

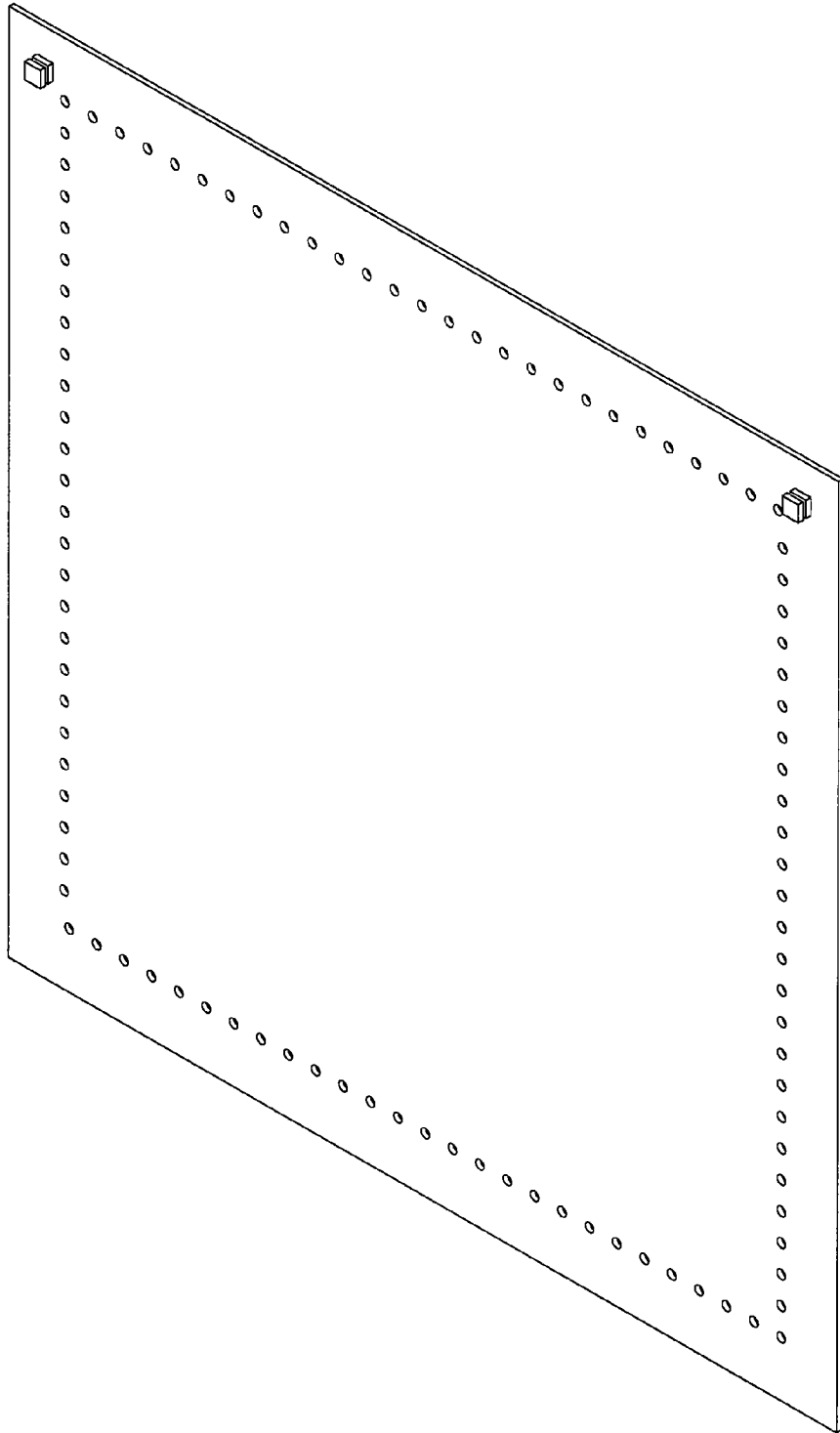


FIG. 3

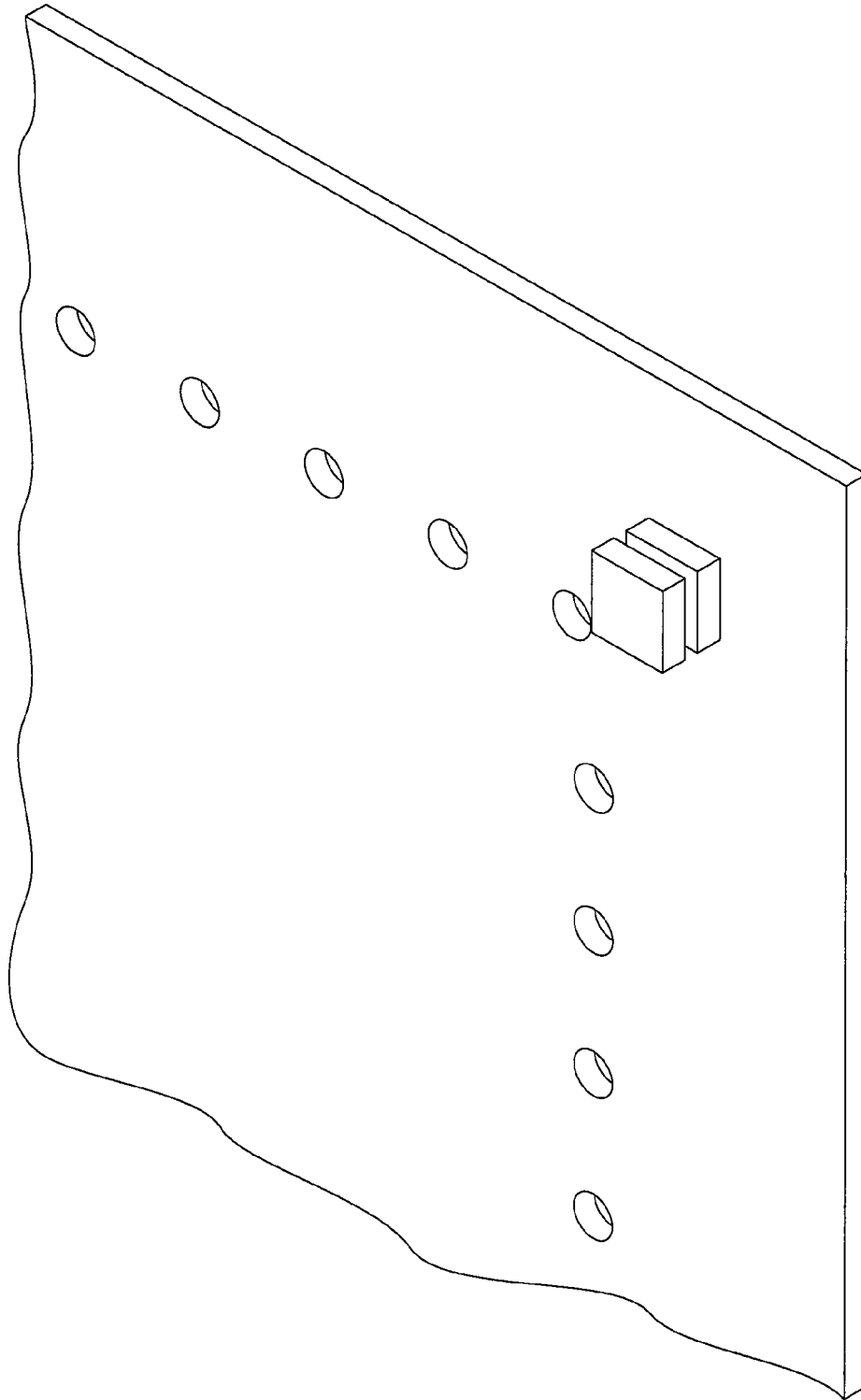


FIG. 4