



US00D399428S

**United States Patent** [19]  
**Ramsey**

[11] **Patent Number: Des. 399,428**  
[45] **Date of Patent: \*\*Oct. 13, 1998**

[54] **CONTAINER**

D. 198,510 6/1964 Hedgcock ..... D9/556 X  
D. 227,868 7/1973 Stanley ..... D9/503  
D. 283,011 3/1986 Moloney et al. .... D9/556  
D. 332,750 1/1993 Moloney et al. .... D9/556

[75] Inventor: **Christopher Paul Ramsey**, Wantage,  
United Kingdom

[73] Assignee: **CarnaudMetalbox (Holdings) USA, Inc.**, United Kingdom

*Primary Examiner*—Lucy Lieberman  
*Attorney, Agent, or Firm*—Diller, Ramik & Wight, PC

[\*\*] Term: **14 Years**

[57] **CLAIM**

[21] Appl. No.: **79,539**

The ornamental design for a container, as shown and described.

[22] Filed: **Nov. 19, 1997**

[30] **Foreign Application Priority Data**

**DESCRIPTION**

May 20, 1997 [GB] United Kingdom ..... 2065933

FIG. 1 is a front perspective view from above and one side of a container showing my new design;

[51] **LOC (6) Cl.** ..... **09-03**

FIG. 2 is a side elevational view of the opposite side of FIG. 1;

[52] **U.S. Cl.** ..... **D9/538; D9/556**

[58] **Field of Search** ..... D9/518, 506, 538,  
D9/539, 540, 556, 503, 500; 220/906, 669-675

FIG. 3 is a top plan view thereof; and,

FIG. 4 is a bottom plan view.

[56] **References Cited**

**U.S. PATENT DOCUMENTS**

D. 99,407 4/1936 McManus ..... D9/556 X

**1 Claim, 1 Drawing Sheet**

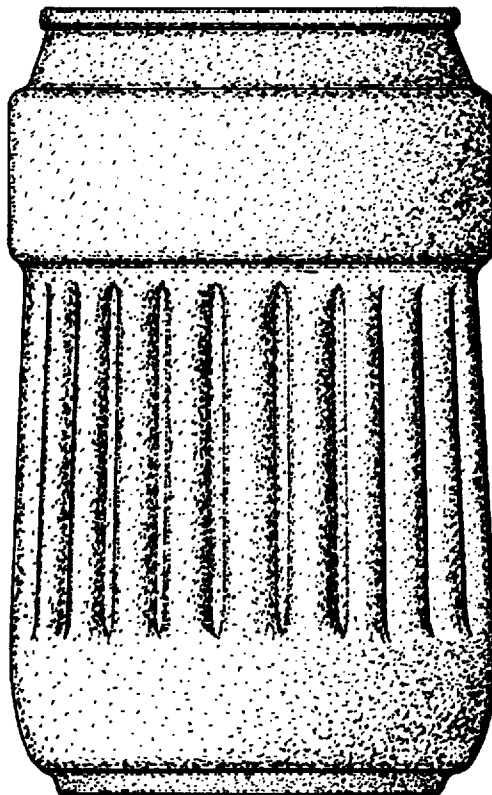


Fig.1.

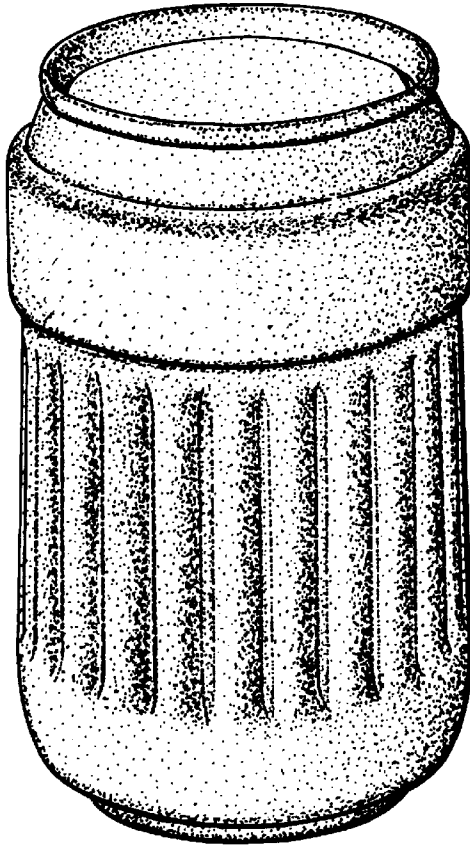


Fig.2.

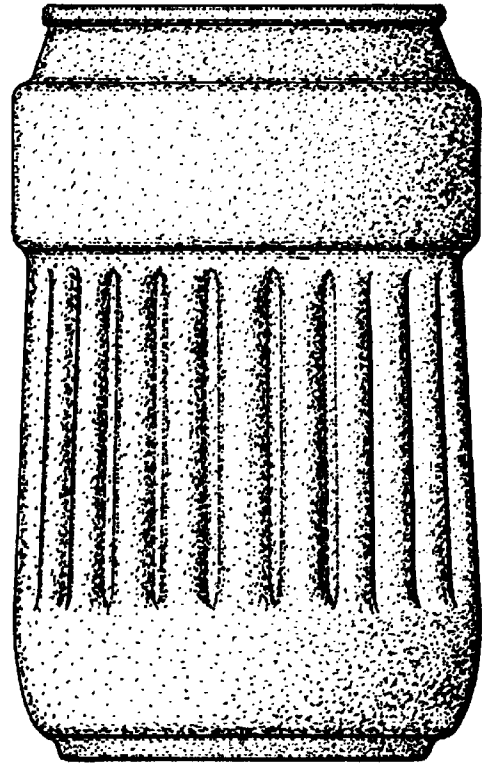


Fig.3.

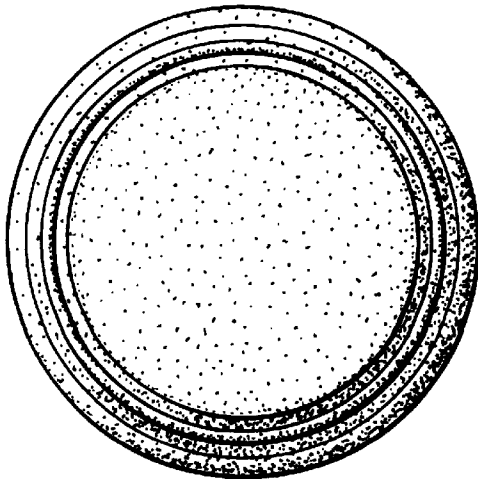


Fig.4.

