

(12) INTERNATIONAL APPLICATION PUBLISHED UNDER THE PATENT COOPERATION TREATY (PCT)

(19) World Intellectual Property

Organization

International Bureau

(43) International Publication Date

17 October 2019 (17.10.2019)



(10) International Publication Number

WO 2019/197888 A1

(51) International Patent Classification:

D03D 15/00 (2006.01) D03D 13/00 (2006.01)

A47G 9/02 (2006.01) D03D 47/28 (2006.01)

D03D 1/00 (2006.01) D03D 41/00 (2006.01)

Published:

- with international search report (Art. 21(3))
- in black and white; the international application as filed contained color or greyscale and is available for download from PATENTSCOPE

(21) International Application Number:

PCT/IB2018/055145

(22) International Filing Date:

12 July 2018 (12.07.2018)

(25) Filing Language:

English

(26) Publication Language:

English

(30) Priority Data:

201821014302 14 April 2018 (14.04.2018) IN

(72) Inventor; and

(71) Applicant: GUPTA, Ronak Rajendra [IN/IN]; 1101, Jaywant Apartments, Tardeo Road, Mumbai, Maharashtra 400034 (IN).

(74) Agent: KRISHNA & SAURASTRI ASSOCIATES LLP; 74/F, Venus, Worli Sea Face, Mumbai 400 018, Maharashtra (IN).

(81) Designated States (unless otherwise indicated, for every kind of national protection available): AE, AG, AL, AM, AO, AT, AU, AZ, BA, BB, BG, BH, BN, BR, BW, BY, BZ, CA, CH, CL, CN, CO, CR, CU, CZ, DE, DJ, DK, DM, DO, DZ, EC, EE, EG, ES, FI, GB, GD, GE, GH, GM, GT, HN, HR, HU, ID, IL, IN, IR, IS, JO, JP, KE, KG, KH, KN, KP, KR, KW, KZ, LA, LC, LK, LR, LS, LU, LY, MA, MD, ME, MG, MK, MN, MW, MX, MY, MZ, NA, NG, NI, NO, NZ, OM, PA, PE, PG, PH, PL, PT, QA, RO, RS, RU, RW, SA, SC, SD, SE, SG, SK, SL, SM, ST, SV, SY, TH, TJ, TM, TN, TR, TT, TZ, UA, UG, US, UZ, VC, VN, ZA, ZM, ZW.

(84) Designated States (unless otherwise indicated, for every kind of regional protection available): ARIPO (BW, GH, GM, KE, LR, LS, MW, MZ, NA, RW, SD, SL, ST, SZ, TZ, UG, ZM, ZW), Eurasian (AM, AZ, BY, KG, KZ, RU, TJ, TM), European (AL, AT, BE, BG, CH, CY, CZ, DE, DK, EE, ES, FI, FR, GB, GR, HR, HU, IE, IS, IT, LT, LU, LV, MC, MK, MT, NL, NO, PL, PT, RO, RS, SE, SI, SK, SM, TR), OAPI (BF, BJ, CF, CG, CI, CM, GA, GN, GQ, GW, KM, ML, MR, NE, SN, TD, TG).

Declarations under Rule 4.17:

- as to the identity of the inventor (Rule 4.17(i))
- of inventorship (Rule 4.17(iv))

(54) Title: HIGH THREAD/ YARN COUNT WOVEN TEXTILE FABRIC AND PROCESS OF PREPARATION THEREOF

(57) Abstract: The present disclosure provides a high thread/ yarn count textile fabric and a process of preparation thereof. The textile comprises a plurality of Warps and a plurality of Wefts, wherein Warp comprises a plurality of separable multi-filament Yarns. Each Yarn has a denier in the range of 5 to 30. The textile fabric has a total thread/ yarn count in the range of 300 to 3000 thread/ yarns per inch. Each of the plurality of Warps comprises 250 to 3000 Ends per inch. The present disclosure uses a simple and direct process to achieve good quality textile having a high thread/ yarn count at low production cost.

WO 2019/197888 A1

HIGH THREAD/ YARN COUNT WOVEN TEXTILE FABRIC AND PROCESS OF PREPARATION THEREOF

FIELD

The present disclosure relates to high thread/ yarn count textile fabric and processing of preparation thereof.

DEFINITION

As used in the present disclosure, the following term is generally intended to have the meaning as set forth below, except to the extent that the context in which they are used indicate otherwise.

Warp and **Weft** are terms for the two basic components used in weaving to turn thread/ yarn into fabric.

Warp refers to a basic component of textile that is held stationary in tension in a **frame or loom**, lengthwise or longitudinally, for weaving to convert thread/ yarn into a fabric.

Weft or **Woof** refers to another basic component of textile which is drawn through and inserted over-and-under the Warp in a transverse direction to the Warp.

A **Pick** or **Fill** refers to a **single Weft thread/ yarn**.

An **end** refers to a **single Warp thread/yarn**.

Picks per inch refers to the number of the **Weft thread/yarns per inch** of a woven textile fabric.

Ends per inch refers to the number of **Warp thread/ yarns per inch** of a woven textile.

Thread/ yarn Count refers to the total number of Ends and number of Picks woven in the textile **per square inch**, and is calculated by adding the total number of Warp Ends per inch and Weft Picks per inch.

High thread/ yarn count refers to a thread/ yarn count in the range of 300 to 3000 thread/ yarns per inch.

Parallel Picks: Two or more Picks that are crossing the warp simultaneously and going over and under the warp Ends together. These Picks are parallel to each other and can be separated from each other as they are not twisted. The parallel Picks are inserted together during a weft insertion.

5 **Parallel Ends:** Two or more Ends going over and under the Picks together in a group. These Ends can be separated from each other since they are parallel and not twisted .

BACKGROUND

Conventionally, good quality cotton textiles with high thread count are obtained from compact combed cotton Yarns having finer thread like 50s variety or above. However,
10 compact combed Yarns are very costly than the combed ones and also Yarns having higher than 50s quality are expensive than 20s or 30s varieties. The high cost of Yarns also increases the cost of the final fabric.

The prior art teaches introduction of simultaneous insertions of multi-filament polyester Yarns in the Weft in each Pick. However, such processes do not address the cost issues as
15 they use cotton Yarns in the Warps.

Another problem is that the speed of the looms using cotton in the Warps cannot be increased to a great extent as cotton is a spun Yarn.

There is, therefore, felt a need for a simple and direct method for preparing inexpensive woven textile having a high thread/ yarn count.

20 OBJECTS

Some of the objects of the present disclosure, which at least one embodiment herein satisfies, are as follows.

An object of the present disclosure is to ameliorate one or more problems of the prior art or to at least provide a useful alternative.

25 An object of the present disclosure is to provide a textile having a high thread/ yarn count fabric of good quality.

Another object of the present disclosure is to provide a simple and economical process for preparing textile having a high thread/ yarn count and good quality.

Still another object of the present disclosure is to provide a high thread/ yarn count textile having varied dyeability of the component Yarns.

5 Other objects and advantages of the present disclosure will be more apparent from the following description, which is not intended to limit the scope of the present disclosure.

SUMMARY

The present disclosure provides a high thread/ yarn count woven textile fabric comprising :

a plurality of Warps, and a plurality of Wefts;

10 wherein said fabric having 250 to 3000 “Ends” per inch in the Warp;

wherein atleast two Separable Multi-Filament Parallel Ends are woven in groups together in the Warp, wherein said Separable Multi-Filament parallel Ends is Separable from other End; and

wherein the Thread/ yarn Count of said fabric is in between 300 to 3000

15

Typically, the textile comprises at least 50% by weight of at least one material selected from the group consisting of cotton, viscose, polylactic acid, soy and bamboo.

The plurality of multi-filament Yarns are selected from the group consisting of partially oriented Yarn (POY), medium oriented Yarn (MOY) and fully oriented Yarn (FOY), draw textured Yarns (DTY).

20

In another aspect, the present disclosure provides a process for preparing high thread/ yarn count textile fabric having a thread/ yarn count in the range of 300 to 3000 thread/ yarns per inch, said process comprising the steps of winding parallel Ends of separable multi-filament Yarns on a beam to form a plurality of Warp Ends; and weaving said plurality of parallel Ends with atleast one of Pick insertion on a loom to obtain a woven textile.

25

wherein the fabric comprises of 250 to 3000 Ends per inch in the warp.

wherein said loom is any one selected from the group consisting of shuttle loom, air jet loom, water jet loom, rapier loom, projectile loom, jacquard loom and dobby loom.

wherein the fabric has type of weave selected from the group consisting of plain weave, twill weave, satin weave and basket weave.

5 **BRIEF DESCRIPTION OF THE ACCOMPANYING DRAWING**

The high thread/ yarn count textile of the present disclosure will now be described with the help of the accompanying drawing, in which:

Figure 1 illustrates a textile (**100A**) comprising a plurality of Warps (Ends) and a plurality of Wefts (Picks).

10 **Figure 2** illustrates a textile (**100B**) showing multiple parallel Ends in Warp and multiple parallel Picks in Weft.

Figure 3 illustrates a textile (**100C**) comprising a plurality of Warps (Ends) and a plurality of Wefts (Picks) in more simpler and clear way.

DETAILED DESCRIPTION

15 The disclosure will now be described with reference to the accompanying drawings and embodiments which do not limit the scope and ambit of the disclosure. The description provided is purely by way of example and illustration.

Embodiments are provided so as to thoroughly and fully convey the scope of the present disclosure to the person skilled in the art. Numerous details, are set forth, relating to specific
20 components, and methods, to provide a complete understanding of embodiments of the present disclosure. It will be apparent to the person skilled in the art that the details provided in the embodiments should not be construed to limit the scope of the present disclosure. In some embodiments, well-known processes, well-known apparatus structures, and well-known techniques are not described in detail.

25 The terminology used, in the present disclosure, is only for the purpose of explaining a particular embodiment and such terminology shall not be considered to limit the scope of the present disclosure. As used in the present disclosure, the forms "a," "an," and "the" may be intended to include the plural forms as well, unless the context clearly suggests otherwise.

The terms "comprises," "comprising," "including," and "having," are open ended transitional phrases and therefore specify the presence of stated features, integers, steps, operations, elements, modules, units and/or components, but do not forbid the presence or addition of one or more other features, integers, steps, operations, elements, components, and/or groups thereof. The particular order of steps disclosed in the method and process of the present disclosure is not to be construed as necessarily requiring their performance as described or illustrated. It is also to be understood that additional or alternative steps may be employed.

The figures accompanied is for the purpose of explanation about technical terms used in fabric to the person not skilled in the textile, fabric technology.

There is a rising demand of Cotton Rich Fabrics of Higher Thread Count. In particular the Sheeting industry has good demand for high thread count sheets and for the same what is conventionally used is Cotton in the warp and Polyester in the Weft.

As an example, to make 1050 Thread Count Cotton Rich Satin Weave Fabric as per the prior art one of the Construction of a good quality fabric at cheap price would be:

1. Warp: 60s Compact Combed Cotton, 150 ends per inch
2. Weft: 75 Nos Insertions per inch wherein each insertion is of 12 parallel picks of 15 denier Multifilament Yarns. So Total 900 picks per inch.
3. Thread Count = 150 (Warp) + 12x75(Weft) = 1050 Threads Count per inch

Now to make good compact fabric 150 ends per inch are used and for maintain the cotton ratio just above 50% and 60s compact Cotton yarn needs to be used in the warp when 15 denier is used in the weft. This increases the cost.

The present disclosure discloses a new product of High Thread Count Fabric having Multiple Parallel Multi-Filament Yarns in the Warp and Spun Fibre Yarns in the Wefts and a method to manufacture the same.

The present disclosure overcomes the problem of increased cost of High thread Count Cotton rich fabric and makes it easy to manufacture the same fabric in low production cost way.

According to present disclosure the fabric product is made by using Separable Parallel Ends in the Warp to increase thread count instead of using in the weft which is done by warping Multiple Multifilament Parallel Ends on an beam. The Parallel Ends may come from one cone or for multiple cones and preferably from one cone.

Depending on the requirement, Parallel Ends are warped on a Beam and then woven into a fabric on any loom.

Optionally, sizing the Multi-Filament parallel yarn ends is recommended for increasing the speed of the weaving and increasing efficiency or to run super fine yarns in the denier range of 5 to 50 and preferably yarns of denier range 5 to 30. Sizing is known terminology used in the textile industry. Sizing is used in textile manufacturing to change the absorption and wear characteristics of those materials. Textile warp sizing, also known as tape sizing, of the warp yarn is essential to reduce breakage of the yarn and thus production stops on the weaving machine. On the weaving machine, the warp yarns are subjected to several types of actions i.e. cyclic strain, flexing, abrasion at various loom parts and inter yarn friction.

With sizing, the strength — abrasion resistance — of the yarn will improve and the hairiness of yarn will decrease. The degree of improvement of strength depends on adhesion force between fiber and size, size penetration as well as encapsulation of yarn. Different types of water soluble polymers called textile sizing agents/chemicals such as modified starch, polyvinyl alcohol (PVA), carboxymethyl cellulose (CMC), acrylates are used to protect the yarn. Also wax is added to reduce the abrasiveness of the warp yarns. The type of yarn material (e.g. cotton, polyester, linen), the thickness of the yarn, type of weaving machinery will determine the sizing recipe.

The sizing liquor is applied on warp yarn with a warp sizing machine. After the weaving process the fabric is desized (washed). Sizing may be done by hand, or in a sizing machine.

For this suitable sizing material is used depending on the filament polymer. This sizing is preferably done by sizing all the parallel ends together in a bunch. Sizing the parallel ends together makes all the filaments in the ends stick to each other in the sized group and reduces the rupture while weaving. This sizing is later on removed by washing or other means to get all the parallel separable ends in the finish fabric.

The fabric can have any type of weave which can be either plain weave, twill weave, satin weave or basket weave, or any other weave can be used.

Following example illustrates this new product:

Using the following construction the cost of fabric is reduced and an High Quality High thread count Textile Fabric is achieved:

1. Weft: 75 Insertions per inch of 60s Combed Cotton in 2 parallel. So Totally 150 picks per inch.
2. Warp: 150 Nos per inch and each area having 6 parallel ends of 15 Denier Multifilament Yarns. So totally 900 ends per inch
3. Thread Count = 6×150 (Warp) + 75×2 (Weft) = 1050 Threads Count per inch

This would reduce the fabric cost because of the following reasons:

1. Compact cotton is not used since it is not required to be used and Combed cotton is cheaper by about 10% than compact combed.
2. The width of the Grey Fabric that is weaved can be reduced as Filament Yarns Shrink more in processing and cotton in weft will not shrink that much. So, if we are making 124 inches conventionally with polyester filament in weft we can make in 120 inches with cotton weft and the fabric width after dyeing would remain same.
3. We can use low cost yarns in selvage such as 90 or 80 denier multi-filament yarns as same shrinkage polyester yarns are available as fine denier yarns.

An even lower cost of fabric is achieved using the following construction for high number ends per inch warp and with negligible change of feel maintaining the cotton ratio:

1. Weft: 75 insertions per inch of 30s Combed Cotton
4. Warp: 163 Nos per inch and each area having 6 parallel ends of 15 Denier Multifilament Yarns. So totally 978 ends per inch.
2. Thread Count = 6×163 (Warp) + 75 (Weft) = 1053 Threads Count per inch

This would make the cost fabric even lower as the cost of 60s Combed is very high compared to 30s Combed. Also, there would be other cost reductions as explained above and many more

Also, we can additionally use Cotton or other Fibre yarns such as material selected from a group of cotton yarn, bamboo yarns, soy yarns, pla, viscose yarns, polyamide yarns, polypropylene yarns, polyester yarns, etc, in the warp for added feel and dyeing possibilities if required.

For Example, by taking 1-inch Cotton in warp and then next adjacent inch of Separable Multi-Filament Parallel Ends in the warp, one could easily create stripes of 2 colors when the fabric is cross dyed and increase the thread count also simultaneously.

Or one could use alternative ends of cotton and polyester to give mélange look to the fabric which cross dyed.

There are so many other possible varieties which can be made using the present disclosure.

5 With the easy availability of Superfine denier yarns such as 5 denier to 15 denier in many parallel, it is much easier to increase the thread count of a fabric by just inserting some ends of such separable yarns in the warp.

10 The Present Disclosure discloses a high thread/ yarn count woven textile fabric comprising a plurality of Warps, and a plurality of Wefts; wherein the fabric has 250 to 3000 “Ends” per inch in the Warp and wherein atleast two Separable Multi-Filament Parallel Ends are woven in groups together in the Warp, wherein said Separable Multi-Filament parallel Ends is Separable from other End; and wherein the Thread/ yarn Count of said fabric is in between 300 to 3000.

The Warp Ends can also be of material selected from the group consisting of polyester, polyamide, polypropylene and polylactic acid.

15 The textile fabric can comprise at least 50% by weight of at least one material selected from the yarn group consisting of cotton, viscose, polylactic acid, soy and bamboo etc..

The multi-filament Yarns can be selected from the group consisting of partially oriented Yarn (POY), medium oriented Yarn (MOY) , fully oriented Yarn (FOY), and draw textured Yarns (DTY) of denier range 5 to 50.

20 The fabric according to present disclosure will be typically used for making a bedding article.

The present disclosure with the help of the above examples discloses a process for preparing high thread/ yarn count textile fabric having a thread/ yarn count in the range of 300 to 3000 thread/ yarns per inch, said process comprising the steps of

- 25 (i) winding parallel Ends of separable multi-filament Yarns on a beam to form a plurality of Warp Ends; and
- (ii) weaving said plurality of parallel Ends with atleast one of Pick insertion on a loom to obtain a woven textile.

wherein the fabric comprises of 250 to 3000 Ends per inch in the warp.

wherein said loom is any one selected from the group consisting of shuttle loom, air jet loom, water jet loom, rapier loom, projectile loom, jacquard loom and dobby loom.

wherein the fabric has type of weave selected from the group consisting of plain weave, twill weave, satin weave and basket weave.

TECHNICAL ADVANCEMENTS

The present disclosure described herein above has several technical advantages, including but not limited to, the realization of a woven textile that:

- has high thread/ yarn count;
- is less costly and has good quality; and
- Increased speed of manufacturing.

The embodiments herein and the various features and advantageous details thereof are explained with reference to the non-limiting embodiments in the following description. Descriptions of well-known components and processing techniques are omitted so as to not unnecessarily obscure the embodiments herein. The examples used herein are intended merely to facilitate an understanding of ways in which the embodiments herein may be practiced and to further enable those of skill in the art to practice the embodiments herein. Accordingly, the examples should not be construed as limiting the scope of the embodiments herein.

The foregoing description of the specific embodiments so fully reveal the general nature of the embodiments herein that others can, by applying current knowledge, readily modify and/or adapt for various applications such specific embodiments without departing from the generic concept, and, therefore, such adaptations and modifications should and are intended to be comprehended within the meaning and range of equivalents of the disclosed embodiments. It is to be understood that the phraseology or terminology employed herein is for the purpose of description and not of limitation. Therefore, while the embodiments herein have been described in terms of preferred embodiments, those skilled in the art will recognize that the embodiments herein can be practiced with modification within the spirit and scope of the embodiments as described herein.

The use of the expression “at least” or “at least one” suggests the use of one or more elements or ingredients or quantities, as the use may be in the embodiment of the disclosure to achieve one or more of the desired objects or results.

Any discussion of documents, acts, materials, devices, articles or the like that has been included in this specification is solely for the purpose of providing a context for the disclosure. It is not to be taken as an admission that any or all of these matters form a part of the prior art base or were common general knowledge in the field relevant to the disclosure as it existed anywhere before the priority date of this application.

The numerical values mentioned for the various physical parameters, dimensions or quantities are only approximations and it is envisaged that the values higher/lower than the numerical values assigned to the parameters, dimensions or quantities fall within the scope of the disclosure, unless there is a statement in the specification specific to the contrary.

While considerable emphasis has been placed herein on the components and component parts of the preferred embodiments, it will be appreciated that many embodiments can be made and that many changes can be made in the preferred embodiments without departing from the principles of the disclosure. These and other changes in the preferred embodiment as well as other embodiments of the disclosure will be apparent to those skilled in the art from the disclosure herein, whereby it is to be distinctly understood that the foregoing descriptive matter is to be interpreted merely as illustrative of the disclosure and not as a limitation

CLAIMS:

1. A high thread/ yarn count woven textile fabric comprising :
a plurality of Warps, and a plurality of Wefts;
wherein said fabric having 250 to 3000 “Ends” per inch in the Warp;
5 wherein atleast two Separable Multi-Filament Parallel Ends are woven in groups together in the Warp, wherein said Separable Multi-Filament parallel Ends is Separable from other End; and
wherein the Thread/ yarn Count of said fabric is in between 300 to 3000.
- 10 2. The textile fabric according to claim 1, wherein said Ends is of material selected from the group consisting of polyester, polyamide, polypropylene and polylactic acid.
3. The textile fabric according to claim 1, wherein said fabric may have combination of warps of said Ends and Warps of material selected from a group of cotton yarn, bamboo yarns, soy yarns, pla, viscose yarns, polyamide yarns, polypropylene yarns, polyester yarns, etc..
- 15 4. The textile fabric according to claim 1, wherein said textile fabric comprises at least 50% by weight of at least one material selected from the yarn group consisting of cotton, viscose, polylactic acid, soy and bamboo etc..
- 20 5. The textile fabric according to claim 1, wherein said multi-filament Yarns are selected from the group consisting of partially oriented Yarn (POY), medium oriented Yarn (MOY) , fully oriented Yarn (FOY), and draw textured Yarns (DTY).
6. The textile fabric as claimed in claim 1, wherein said fabric has atleast one of plain weave, twill weave, satin weave or basket weave, or any other weave.
7. The textile fabric as claimed in claim 1, wherein said Ends have the denier of range 5 to 50 denier.
- 25 8. The textile fabric as claimed in claim 1, wherein said Ends are drawn into a group of parallel Ends in the Warp from atleast one package having multiple Separable Multi-filament Parallel Yarns, or wherein said Ends are drawn into a group of parallel Ends in the Warp from two or more packages having atleast one Separable Multi-filament Yarns.

9. A Bedding comprising of a high thread/yarn count woven textile fabric as claimed in Claim 1.

10. The textile fabric as claimed in claim 1, wherein the Warp Consists of 250 to 3000 thread/ yarns per inch of Separable Multi-Filament Yarn and Weft consists of 30 to 300 Picks per inch of Cotton Yarn, and

wherein the Multi-Filament Yarn comprises of atleast one of Polyester, Polyamide, Polypropylene, PLA, etc. , and

wherein the Fabric has atleast 50% by weight of Cotton Yarn.

11. The textile fabric as claimed in claim 1, wherein the Warp Consists of 250 to 2000 thread/ yarns per inch of Separable Draw Textured Multi-Filament Yarn and Weft consists of 30 to 250 Picks per inch of Cotton Yarn, and wherein the Multi-Filament Yarn comprises of atleast one of Polyester, Polyamide, Polypropylene, PLA, etc.

and wherein the Fabric has atleast 50% by weight of Cotton Yarn.

12. A process for preparing high thread/ yarn count textile fabric having a thread/ yarn count in the range of 300 to 3000 thread/ yarns per inch, said process comprising the following steps:

(i) winding parallel Ends of separable multi-filament Yarns on a beam to form a plurality of Warp Ends; and

(ii) weaving said plurality of parallel Ends with atleast one of Pick insertion on a loom to obtain a woven textile.

wherein the fabric comprises of 250 to 3000 Ends per inch in the warp.

wherein said loom is any one selected from the group consisting of shuttle loom, air jet loom, water jet loom, rapier loom, projectile loom, jacquard loom and dobby loom.

wherein the fabric has type of weave selected from the group consisting of plain weave, twill weave, satin weave and basket weave.

13. The process as claimed in claim 12, wherein said process further comprises a step of sizing in groups the said parallel Ends with a sizing material after after step 12.(i).

14. The process as claimed in claim 12, wherein said process further comprises a step of applying on the Ends in the warp after step 12.(i) at least one compound selected from the group consisting of oil and anti-static agents.

1/3

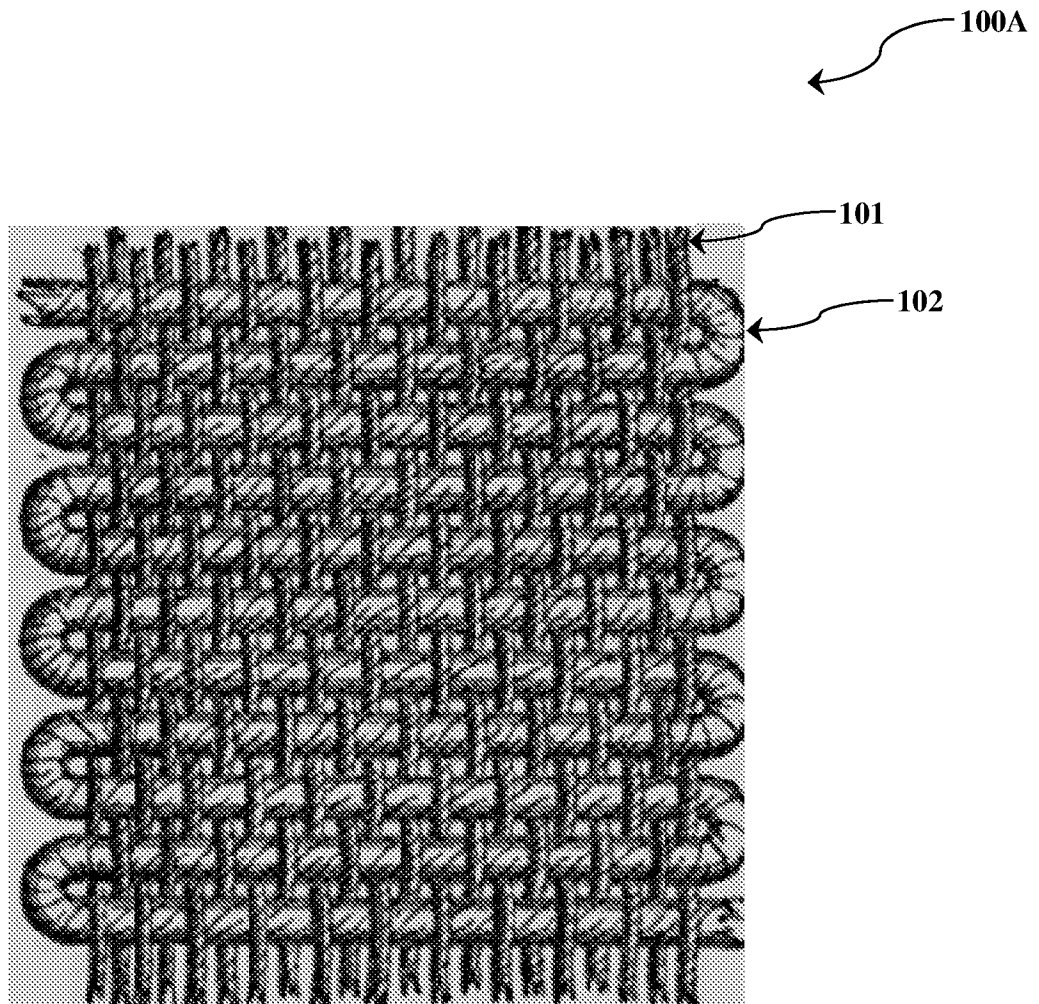


Figure 1

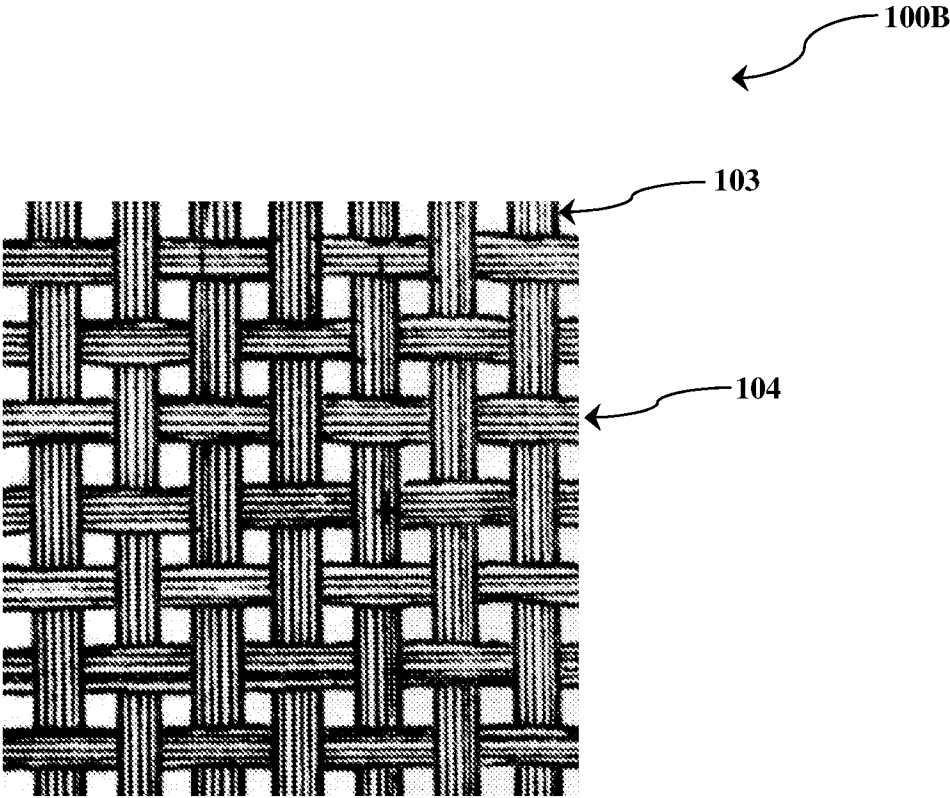


Figure 2

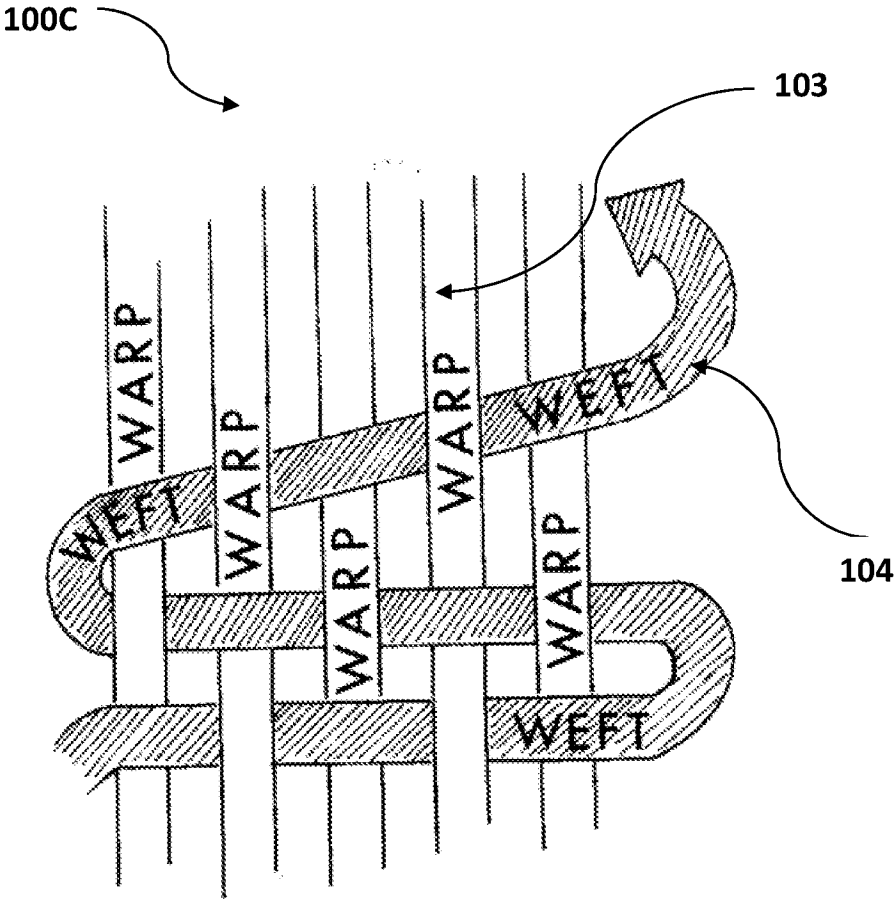


Figure 3

INTERNATIONAL SEARCH REPORT

International application No.

PCT/IB2018/055145

A. CLASSIFICATION OF SUBJECT MATTER D03D15/00, A47G9/02, D03D1/00, D03D13/00, D03D47/28, D03D41/00 Version=2018.01 According to International Patent Classification (IPC) or to both national classification and IPC		
B. FIELDS SEARCHED Minimum documentation searched (classification system followed by classification symbols) D03D15/00, A47G9/02, D03D1/00, D03D13/00, D03D47/28, D03D41/00 Documentation searched other than minimum documentation to the extent that such documents are included in the fields searched Electronic data base consulted during the international search (name of data base and, where practicable, search terms used) TotalPatent One, IPO Internal Database		
C. DOCUMENTS CONSIDERED TO BE RELEVANT		
Category*	Citation of document, with indication, where appropriate, of the relevant passages	Relevant to claim No.
Y	US7726348B2 (STANDARD TEXTILE CO INC) 01 June 2010 (01.06.2010) abstract, fig. 1-4, column 3, line 4 - column 5, line 36; claims 1,14, 27, 48-50	1-14
Y	IN201621014375A (GUPTA, Ronak Rajendran) 30 December 2016 (30.12.2016) page 2, lines 21-23, page, 3 lines 21,22; page 4, lines 1-9	1-14
Y	CN1050059A (DU PONT) 20 March 1991 (20.03.1991) claims 5,8	4,10,11
Y	US20170145603A1 (MILLIKEN AND CO) 25 May 2017 (25.05.2017) para. [0021], [0022]	6
Y	EP0638676A1 (HOECHST AG) 15 February 1995 (15.02.1995) abstract, para. [0072]	7
Y	US20060099865A1 (PRECISION FABRICS GROUP INC) 11 May 2006 (11.05.2006) table 1	10,11
Y	US6155306A (SHOZO Katsukura) 05 December 2000	
<input checked="" type="checkbox"/> Further documents are listed in the continuation of Box C. <input checked="" type="checkbox"/> See patent family annex.		
* Special categories of cited documents: "A" document defining the general state of the art which is not considered to be of particular relevance "E" earlier application or patent but published on or after the international filing date "L" document which may throw doubts on priority claim(s) or which is cited to establish the publication date of another citation or other special reason (as specified) "O" document referring to an oral disclosure, use, exhibition or other means "P" document published prior to the international filing date but later than the priority date claimed "T" later document published after the international filing date or priority date and not in conflict with the application but cited to understand the principle or theory underlying the invention "X" document of particular relevance; the claimed invention cannot be considered novel or cannot be considered to involve an inventive step when the document is taken alone "Y" document of particular relevance; the claimed invention cannot be considered to involve an inventive step when the document is combined with one or more other such documents, such combination being obvious to a person skilled in the art "&" document member of the same patent family		
Date of the actual completion of the international search 29-10-2018		Date of mailing of the international search report 29-10-2018
Name and mailing address of the ISA/ Indian Patent Office Plot No.32, Sector 14,Dwarka,New Delhi-110075 Facsimile No.		Authorized officer Tilak Vadicherla Telephone No. +91-1125300200

INTERNATIONAL SEARCH REPORT

International application No.

PCT/IB2018/055145

C (Continuation). DOCUMENTS CONSIDERED TO BE RELEVANT

Category*	Citation of document, with indication, where appropriate, of the relevant passages	Relevant to claim No.
Y	(05.12.2000) fig. 1, 11-19, column 2, lines 59-61; column 15, line 26 - column 16, line 16; column 7, line 61 -----	8, 12, 13, 14
	US4096890A (TORAY INDUSTRIES INC) 27 June 1978 (27.06.1978) column 12, lines 19- 23	14

INTERNATIONAL SEARCH REPORT

Information on patent family members

International application No.

PCT/IB2018/055145

Citation	Pub.Date	Family	Pub.Date
US 7726348 B2	01-06-2010	EP 1400616 B1	07-02-2007
		DE 60218034 T2	23-08-2007
		DK 1400616 T3	04-06-2007
		ES 2281495 T3	01-10-2007
IN 201621014375 A	30-12-2016	WO 2017187248 A1	02-11-2017
		US 9932693 B2	03-04-2018
US 20170145603 A1	25-05-2017	US 20170235081 A1	17-08-2017
		US 20170235080 A1	17-08-2017
		EP 3380659 A1	03-10-2018
		KR 20180070682 A	26-06-2018
		CN 206502927 U	19-09-2017
		WO 2017091332 A1	01-06-2017
EP 0638676 A1	15-02-1995	US 5421377 A	06-06-1995
		DE 4327371 C2	16-10-1997