

(19) World Intellectual Property Organization
International Bureau



(43) International Publication Date
21 November 2002 (21.11.2002)

PCT

(10) International Publication Number
WO 02/093290 A2

- (51) International Patent Classification⁷: G06F
- (21) International Application Number: PCT/IB02/01586
- (22) International Filing Date: 8 May 2002 (08.05.2002)
- (25) Filing Language: English
- (26) Publication Language: English
- (30) Priority Data:
09/854,627 15 May 2001 (15.05.2001) US
- (71) Applicants: NOKIA CORPORATION [FI/FI]; Keilalahdentie 4, FIN-02150 Espoo (FI). NOKIA INC. [US/US]; 6000 Connection Drive, Irving, TX 75039 (US).

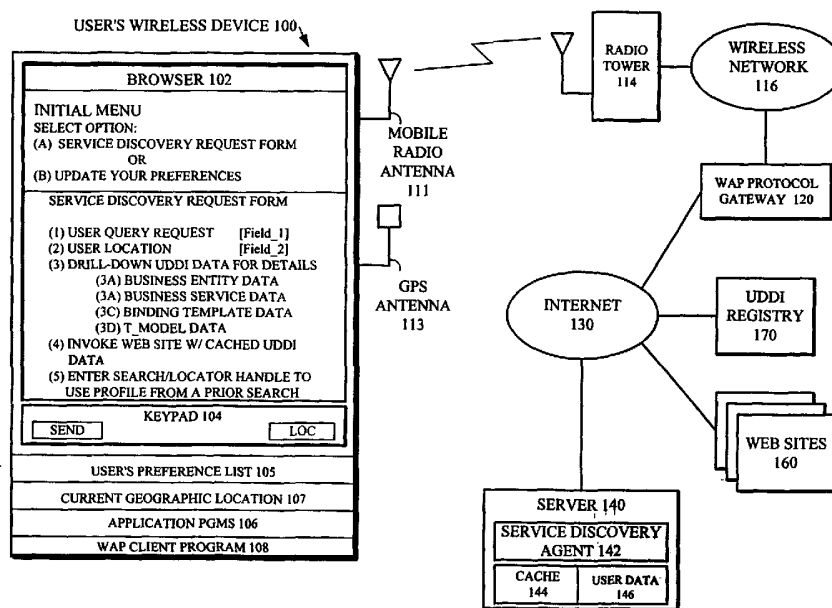
- (81) Designated States (national): AE, AG, AL, AM, AT, AU, AZ, BA, BB, BG, BR, BY, BZ, CA, CH, CN, CO, CR, CU, CZ, DE, DK, DM, DZ, EC, EE, ES, FI, GB, GD, GE, GH, GM, HR, HU, ID, IL, IN, IS, JP, KE, KG, KP, KR, KZ, LC, LK, LR, LS, LT, LU, LV, MA, MD, MG, MK, MN, MW, MX, MZ, NO, NZ, OM, PH, PL, PT, RO, RU, SD, SE, SG, SI, SK, SL, TJ, TM, TN, TR, TT, TZ, UA, UG, UZ, VN, YU, ZA, ZM, ZW.
- (84) Designated States (regional): ARIPO patent (GH, GM, KE, LS, MW, MZ, SD, SL, SZ, TZ, UG, ZM, ZW), Eurasian patent (AM, AZ, BY, KG, KZ, MD, RU, TJ, TM), European patent (AT, BE, CH, CY, DE, DK, ES, FI, FR, GB, GR, IE, IT, LU, MC, NL, PT, SE, TR), OAPI patent (BF, BJ, CF, CG, CI, CM, GA, GN, GQ, GW, ML, MR, NE, SN, TD, TG).

- (72) Inventors: MURTO, Juhani; Orapihlajatie 13A, FIN-00320 Helsinki (FI). OLKKONEN, Mikko; Kanervamäentie 6, FIN-02400 Kirkkonummi (FI).
- (74) Agents: ZURA, Peter; c/o Morgan & Finnegan, LLP, 345 Park Avenue, New York, NY 10154 et al. (US).

Published:
— without international search report and to be republished upon receipt of that report

For two-letter codes and other abbreviations, refer to the "Guidance Notes on Codes and Abbreviations" appearing at the beginning of each regular issue of the PCT Gazette.

(54) Title: SERVICE DISCOVERY ACCESS TO USER LOCATION



(57) Abstract: A system and method is disclosed to enable wireless device 100 to discover Internet businesses and services by accessing UDDI registry 170 while monitoring device 100 geographic location or coordinates 107, 113. Programmed instructions are contained within device 100 to facilitate queries to the UDDI registry 170. Personal user profiles and preferences 105 are constructed to further facilitate customized searches and accessing preferences. Preferences 105 may also be used as shortcuts for online or offline queries to UDDI registry 170 or for accessing pages from web sites 160. Alternately, a knowledge engine server 140 may be utilized to perform complementary search functions and respond back to wireless device 100.

WO 02/093290 A2

SERVICE DISCOVERY ACCESS TO USER LOCATION

5 **BACKGROUND OF THE INVENTION**

Field of the Invention:

The invention disclosed broadly relates to methods for providing Internet services and more particularly relates to improvements in mobile device accessing of Internet services while the services are linked to a user location.

10 **Background Art:**

Universal Description, Discovery and Integration (UDDI) is a defacto standard for an Internet-based registry. The UDDI registry enables users to discover services and businesses on the Internet. The UDDI standard takes advantage of WorldWide Web Consortium (W3C) standards and Internet Engineering Task Force (IETF) standards such as Extensible Markup Language (XML), Hypertext Transfer Protocol (HTTP), Domain Name System (DNS) protocol, and Simple Object Access Protocol (SOAP) messaging protocol. The UDDI registry enables users to quickly, easily and dynamically find businesses and services on the Internet. The UDDI registry enables businesses to reach their customers and partners with information about their products and Web services. The UDDI registry also enables businesses to integrate into each other's systems and processes. Registering enables a business to publicly list basic information about its company and offerings. There is also the option to list a catalog of products, services and guidelines for engagement. Registered businesses and their catalogs of services and products are then accessible in searches by potential buyers. Details of the UDDI registry and its searching protocol can be found in the following online papers:

UDDI Executive White Paper, September 6, 2000,

http://www.uddi.org/pubs/UDDI_Executive_White_Paper.pdf

UDDI Technical White Paper, September 6, 2000,

http://www.uddi.org/pubs/Iru_UDDI_Technical_White_Paper.pdf

30 UDDI Programmer's API 1.0, UDDI Open Draft Specification 30 September 2000,
by Toufic Boubez, et al., <http://www.uddi.org/pubs/ProgrammersAPI-V1-1.pdf>

UDDI Data Structure Reference, UDDI Open Draft Specification 30 September 2000, by Toufic Boubez, et al., <http://www.uddi.org/pubs/DataStructure-V1.pdf>

Mobile phones and wireless personal digital assistants (PDAs) are able to access the Internet using the Wireless Application Protocol (WAP). The Nokia WAP Client
5 Version 2.0 is a software product containing the components necessary to implement a WAP client on a wireless device. These components include a Wireless Markup Language (WML) Browser, WMLScript engine, Push Subsystem, and Wireless Protocol Stack. The Nokia WAP Client is a source-code product that can port and integrate into wireless devices such as mobile phones and wireless PDAs. Application programs stored
10 in the wireless device interact with the WAP Client to implement a variety of communications applications. Details of the Nokia WAP Client Version 2.0 can be found in the online paper: Nokia WAP Client Version 2.0, Product Overview, Nokia Internet Communications, 2000, www.nokia.com/corporate/wap.

What is needed is the ability of a mobile phone or wireless PDA to discover
15 Internet businesses and services by accessing the UDDI registry. It would be even more useful to facilitate the formation of a query to the UDDI registry for the wireless device user. It would be beneficial to maintain a personal profile of the user's Internet accessing preferences and to use that profile in formulating a detailed UDDI query of the UDDI registry from the user's abbreviated inputs to the wireless device.

20 In addition to discovering Internet and business services via UDDI, there is a further need to tailor business/service discovery to a particular geographic region or location. Coupled with existing locating technologies (e.g., Global Positioning System (GPS)), service discovery may be enabled to serve users with geographical interests. Through the use of user profiles, preferences, and/or handles, a geographically focused
25 UDDI search may be implemented on a wireless device with relative speed and convenience.

SUMMARY OF THE INVENTION:

In accordance with the invention, a method is disclosed to enable a mobile phone
30 or wireless PDA to discover Internet businesses and services in a specified geographical location by accessing the Universal Description, Discovery and Integration (UDDI) registry. The method facilitates the formation of a query to the UDDI registry for the

wireless device user. The query is typically appended with a user location. The location may be automatically inserted through a locating device, or may be inputted manually by the user. The method constructs a personal user profile of the user's UDDI searching strategies and Internet accessing preferences. The user profile can be used as a shortcut
5 for online or offline queries to the UDDI registry or for accessing pages from web sites, in response to the user's entry of abbreviated inputs to the wireless device. The method also includes a user location profile, in which the user may store or otherwise indicate geographical preferences. The location profile can also be used as a shortcut for queries. The method is embodied as programmed instructions which may be executed within the
10 user's wireless device to query the UDDI registry. Alternately, a method is embodied as programmed instructions that may be executed within a separate knowledge engine server to query the UDDI registry in response to commands from the user's wireless device. The server can be used to cache files accessed from web sites, for selective forwarding to the user's wireless device.

15 In one aspect of the invention, the sequence of operational steps for the wireless device's UDDI registry browsing method begins by entering a search handle that will be associated with the user's search strategy. The user may additionally specify a geographic location, or have the wireless device transmit a geographical coordinate. The query terms are then entered by the user, which may be a business name, part of a business name, a
20 service description, or other characterization. If the user wishes to focus the search to a geographic location, the query will then be linked with the geographic location prior to, or sent along with the geographic location during transmission. If the characterization is part of a business name, the wireless device then sends a *find_business* XML inquiry using Simple Object Access Protocol (SOAP) to the UDDI registry with the appended location.
25 The wireless device then receives back from the UDDI registry, a *businessList* message that contains a list of business names satisfying the *find_business* query under the specified location. The user can then select an item from the returned *businessList* message and drill-down in the selected business' entity data.

The wireless device then sends a *find_service* XML inquiry using SOAP to the
30 UDDI registry with the appended location. The wireless device then receives back from the UDDI registry, a *serviceList* message that contains a list of names of services offered

by the selected business. The user can then select an item from the returned *serviceList* message and drill-down in the selected service data.

5 The wireless device then sends a *_get_serviceDetail_ XML* inquiry using SOAP to the UDDI registry. The wireless device then receives back from the UDDI registry, a *serviceDetail* message that includes *bindingTemplate* data that contains the details of the selected service. The list of service details may be sent according to an established hierarchy, or may alternately be sent without a specified regiment or priority. Included in the *bindingTemplate* data is the *accessPoint URL*, which is the URL of the selected service on the web site of the selected business.

10 The wireless device then displays the *accessPoint URL* to the user. The wireless device also stores the search handle in user profile with the selected *accessPoint URL*, to enable the user to access web pages from the web site of the selected business. This provides the user with a shortcut for accessing pages from web sites, in response to the user's entry of abbreviated search handle to the wireless device.

15 The wireless device also stores the search and/or location handle in user profile with the UDDI registry search strategy. The stored location may be an address, region, landmark, GPS location, triangulated location or other means capable of identifying a geographic location. The stored search strategy includes the business name query , the selected *businessEntity* data, the selected *businessService* data, the selected *bindingTemplate* data, and the selected *accessPoint URL*. This provides the user with a shortcut for online or offline queries to the UDDI registry, in response to the user's entry of abbreviated search handle to the wireless device. The user may also opt to save only the query term, in order to search a particular class of businesses that may be geographically independent of each other (i.e., regional businesses). The search handle and/or locator handle may also be associated with a graphical icon on the user's screen, so
25 the user may access the handles with greater efficiency.

To replay a UDDI registry search strategy, the user merely enters a search handle into the wireless device and selects the replay option. The wireless device then accesses the UDDI registry search strategy from user profile corresponding to the search handle
30 and loads the business name query , the selected *businessEntity* data, the selected *businessService* data, and the selected *bindingTemplate* data as each respective operand that would have been otherwise entered by the user. If the data in the UDDI registry has

been updated since the user's last query, the *bindingTemplate* data may contain additional or modified *accessPoint URLs*, of the selected service on the web site of the selected business.

To replay a regional UDDI search strategy, the location handle is entered along
5 with the saved query terms. The saved query terms may be entered independently, or
may be stored under a search handle. Once the location handle and saved query are
entered, the replay option may then be selected. Once selected, the wireless device then
accesses the UDDI search strategy and location from the user profile and loads the
business name query. The device then appends the location to the query and transmits the
10 search. Under this embodiment, specific query terms may be combined with varying
locations or location handles.

In another aspect of the invention, the sequence of operational steps described
above for the wireless device's UDDI registry browsing method can also be carried out in
a separate knowledge engine server. The server performs the above described method to
15 query the UDDI registry in response to commands from the user's wireless device from a
specified location. The knowledge engine in the server begins by receiving user's location
and query or search handle. If a search handle has been received, then the server replays a
corresponding search strategy for the UDDI registry accessed from the user's profile and
uses the query steps specified in the strategy instead of requesting further inputs from the
20 user. If a location handle has been received, the server may replay the search under the
specified location handle.

If, however, the knowledge engine server has received a new user query, the server
then accesses the UDDI registry using the method described above to identify web sites in
accordance to the user location. The server returns a list of web sites to the user and stores
25 binding templates in the user's profile. The server then receives the user's selection of
web sites to search and the server updates user profile with these preferences.

Whether the server begins by receiving the user's new query or the user's search
handle, the server proceeds to search the identified web sites using the URLs contained in
the stored binding templates. The server retrieves any documents resulting from the
30 search of the specified web sites. The server applies a filter that is prescribed by the user
and stored in the user's profile, to limit the returned documents to only those of particular
interest to the user. The server sorts the documents in a list having an order established in

accordance with user's profile. The server further stores the filtered documents and the sorted list in a cache for later use. The documents may subsequently be accessed selectively by the user. The server also returns the list of documents to user, and if the user is not logged on, the list will be returned to the user when he/she next logs on.

5 The server receives the user's selections from the list and it updates the user's profile with the user's preferences. The server then returns the selected documents to user. As was described above, the knowledge engine server associates the search handle with user's selections and with the user's search strategy, storing that association in user's profile. Similarly, the user's last registered or entered location is stored and updated in
10 the user's profile. Thus, any subsequent queries may be adjusted to a user location.

DESCRIPTION OF THE FIGURES:

Figure 1 is a network diagram of the invention, showing an exemplary relationship between the user's GPS Wireless Application Protocol (WAP)-enabled portable wireless device, the WAP protocol gateway to the Internet, the knowledge engine
15 server, the Universal Description, Discovery and Integration (UDDI) registry, and a plurality of web sites;

Figure 1A through **1H** show the user's wireless device in a progression of stages as it carries out a location-specific UDDI registry browsing method;

20 **Figure 1I** and **1J** show the user's wireless device in a progression of stages as it carries out the method of replaying a location-specific UDDI registry search strategy as a shortcut for online or offline queries to the UDDI registry;

Figure 2 is a functional block diagram of the wireless device **100**, showing its various components and programs;

25 **Figure 2A** is a flow diagram of the sequence of operational steps for the wireless device's location-specific UDDI registry browsing program;

Figure 2B is a flow diagram of the sequence of operational steps for the wireless device's program to replay the location-specific UDDI registry search strategy;

30 **Figure 3A** is a network process flow diagram of the interaction of the wireless device and the UDDI registry when carrying out the location-specific UDDI registry browsing program of **Figure 2A**;

Figure 3B is a network process flow diagram of the interaction of the wireless device and the UDDI registry when carrying out the program to replay the location-specific UDDI registry search strategy;

Figure 4 is a functional block diagram of the knowledge engine server, showing the memory storing the application services software programs needed to perform the operations of the invention;

Figure 4A is a more detailed functional block diagram of the server, showing the knowledge engine;

Figure 4B is a network process flow diagram of the interaction of the wireless device, the knowledge engine server, and the UDDI registry when carrying out the UDDI registry browsing program in the server.

Figure 5 illustrates the location-based service discovery of web services and ad-hoc networking environments with additional Bluetooth™ capabilities.

Figure 6 discloses location standardization in a network framework

DISCUSSION OF THE PREFERRED EMBODIMENT:

The invention is applied to wireless telephones and wireless personal digital assistants (PDAs) implementing the Wireless Application Protocol (WAP) standard.

Figure 1 is a network diagram of an embodiment of the invention, illustrating a relationship between the user's Wireless Application Protocol (WAP)-enabled portable wireless device **100**, a WAP protocol gateway **120**, and the server **140**. The user's WAP-enabled portable wireless device **100** can be a wireless mobile phone, pager, two-way radio, smartphone, personal communicator, or the like. The wireless device **100** may also be enabled with a GPS antenna **113**, which provides user location information along with the service discovery request. It is understood that while an integrated GPS antenna is illustrated, a variety of user-location devices or techniques may be employed to establish user locations (e.g., radio beacon triangulation sensor, Bluetooth™ devices, etc.). An example may be found in European Patent EP 0 767 594 A2, entitled "Mobile Station Positioning System." Additional information on Bluetooth™ communication is provided in a book by Nathan J. Muller entitled "Bluetooth Demystified", published by McGraw Hill, 2000 (ISBN 007-1363238). Furthermore, while the embodiments disclosed below

are based in a WAP environment, is also understood that the function and execution of the present invention is obtainable under other wireless protocols as well (e.g., XHTML)

The user's WAP-enabled portable wireless device **100** accesses a small file called a deck which is composed of several smaller pages called cards which are small enough to fit into the display area of the device's microbrowser **102**. The small size of the microbrowser **102** and the small file sizes accommodate the low memory constraints of the portable wireless device **100** and the low-bandwidth constraints of a wireless network **116**. The cards are typically written in the Wireless Markup Language (WML) which is specifically devised for small screens and one-hand navigation without a keyboard. The WML language is scaleable from two-line text displays on the microbrowser **102** of a cellular telephone, up through large LCD screens found on smart phones and personal communicators. The cards written in the WML language can include programs written in WMLScript, which is similar to JavaScript, but makes minimal demands on memory and CPU power of the device **100** because it does not contain many of the unnecessary functions found in other scripting languages. The Nokia WAP Client Version 2.0 is a software product containing the components necessary to implement a WAP client on a wireless device. These components include a Wireless Markup Language (WML) Browser, WMLScript engine, Push Subsystem, and Wireless Protocol Stack. The Nokia WAP Client is a source-code product that can port and integrate into wireless devices such as mobile phones and wireless PDAs. Application programs stored in the wireless device interact with the WAP Client to implement a variety of communications applications. Details of the Nokia WAP Client Version 2.0 can be found in the online paper: [Nokia WAP Client Version 2.0, Product Overview](#), Nokia Internet Communications, 2000, www.nokia.com/corporate/wap.

The user's WAP-enabled portable wireless device **100** communicates with the radio tower **114** and can exchange messages for distances up to several kilometers. The types of wireless networks **116** supported by the WAP standard include Cellular Digital Packet Data (CDPD), Code-Division Multiple Access (CDMA), Global System for Mobile Communications (GSM), Time Division Multiple Access (TDMA), GPRS, 3G-Broadband, and the like. As mentioned previously, the wireless device is further enabled to determine user location via the GPS antenna **113**. The device may alternately possess location capabilities through base station triangulation, connection through a Bluetooth™

net (both of which are well-known in the art), or any equivalent means. A service discovery agent may also be invoked, where the agent would request location coordinates from a location server using a Location Forum (LIF) Application Program Interface (API) (see <http://www.locationforum.org>).

5 The overall process of communication between the user's WAP-enabled wireless device (the client or user) **100**, through the WAP protocol gateway **120**, to the server **140** resembles the way Web pages are served on the Internet using the HyperText Transfer Protocol (HTTP) or World Wide Web protocol:

[1] The user presses a key on the user's device **100** related to the Uniform
10 Resource Locator (URL) of the server **140**.

[2] The user's device **100** sends the URL, via the radio tower **114** and the wireless network **116**, to the gateway **120** using WAP protocols.

[3] The gateway **120** translates the WAP request into an HTTP request and sends
15 it over the Internet **130** to the server **140**, via Transmission Control Protocol/ Internet Protocol (TCP/IP) interfaces.

[4] The server **140** handles the request just like any other HTTP request received over the Internet. The server **140** either returns a WML deck or a HyperText Markup Language (HTML) page back to the gateway **120** using standard server programs written, for example in Common Gateway Interface (CGI) programs, Java servlets, or the like.

20 [5] The gateway **120** receives the response from the server **140** on behalf of the user's device **100**. If the response is an HTML page, it gets transcoded into WML if necessary. Then the WML and WMLScript coding is encoded into a byte code that is then sent to the user's device **100**.

[6] The user's device **100** receives the response in the WML byte code and
25 displays the first card in the deck on the microbrowser **102** to the user.

In **Figure 1**, the protocol gateway **120** includes a WAP protocol stack organized into five different layers (not shown). An application layer is the wireless application environment, which executes portable applications and services. A session layer is the wireless session protocol, which supplies methods for the organized exchange of content
30 between client/server applications. A transaction layer is the wireless transaction protocol, which provides methods for performing reliable transactions. A security layer is the wireless transport layer security, which provides authentication, privacy, and secure

connections between applications. The transport layer is the wireless datagram protocol, which shelters the upper layers from the unique requirements of the diverse wireless network protocols, such as CDPD, CDMA, GSM, etc. Additional information about the WAP standard and the WAP protocol stack can be found in the book by Charles Arehart, et al. entitled, "Professional WAP", published by Wrox Press Ltd., 2000 (ISBN 1-861004-04-1).

In **Figure 1**, the user's portable wireless device **100** includes the microbrowser **102** displaying the Mobile Web Services menu, that enables the user to navigate through the cards being displayed and to select options that are programmed by the application programs **106**. The user's device **100** also includes the WAP client program **108** which has been previously discussed. Additionally, the wireless device is equipped with a keypad **104** which may be a alphanumeric keypad, a "QWERTY" keypad, or any other keypad layout that may be proprietary to the device being used. Typically the keypad will possess a "Send" key which may be used to initiate transmission. Additionally, a "Loc" key is preferably disposed on the keypad to allow a user to efficiently register the location of the user and append the location to a subsequent query. Typically, the "Loc" key is communicatively coupled with the locating means (e.g., GPS), wherein the depression of the "Loc" key stores the user coordinates in a current geographic locator **107**. The coordinates may subsequently be appended to UDDI search requests. The location may also be stored into a user preference list **105**, wherein various user locations may be recalled.

The Mobile Web Services menu displayed by the microbrowser **102** in **Figure 1** is rendered by the WAP client program **108** under the control of the application programs **106**, which are further illustrated in **Figures 2, 2A, and 2B**. The user can select the session type utilizing the Mobile Web Services menu, by either [A] a direct session with the UDDI registry or [B] an indirect session with the UDDI registry through a knowledge server **140**. The direct session with the UDDI registry is further illustrated in the network process flow diagrams of **Figures 3A and 3B**. The indirect session with the UDDI registry through the knowledge server **140** is further illustrated in the network process flow diagram of **Figure 4B**. Whichever session type is selected by the user, the Mobile Web Services menu of **Figure 1** presents to the user the UDDI Registry Search Menu from which the user can select the following options:

[1] USER QUERY REQUEST

[2] USER LOCATION

[3] DRILL-DOWN UDDI DATA FOR DETAILS

[2A] BUSINESS ENTITY DATA

5 [2B] BUSINESS SERVICE DATA

[2C] BINDING TEMPLATE DATA

[2D] T_MODEL DATA

[4] INVOKE WEB SITE W/ CACHED UDDI DATA

10

[5] ENTER SEARCH/LOCATOR HANDLE TO USE
PROFILE FROM A PRIOR SEARCH

Option [1] of user query request involves query terms for browsing the UDDI
15 registry for web site URLs. This browsing allows the user to explore and examine data
organized by the UDDI registry in a hierarchy. The core information model used by the
UDDI registries is defined in an XML schema. XML allows hierarchical relationships to
be described for four types data: business information; service information, binding
information; and information about specifications for services.

20 A first type of data is business information, which is specified in the UDDI
registry with the *businessEntity* XML element. The *businessEntity* XML element
typically includes the name, general description, contacts, and categories of the business
whose web site is on the Web. The *businessEntity* XML element serves as the top of the
information hierarchy for all of the information about a business under the present
25 embodiment.

A second type of data is Service information, which is specified in the UDDI
registry with the *businessService* XML element. One or more *businessService* XML
elements is contained in each *businessEntity* XML element. The *businessService* XML
element includes one or more *bindingTemplate* XML elements, which are a third type of
30 data. The *businessService* XML element is a descriptive container that is used to group a
series of related Web services related to either a business process or category of services,
such as purchasing services, shipping services, news services, and other high-level
business processes. The *businessService* XML element information sets can each be

further categorized in combinations of industry, product and service or geographic subjects.

The *bindingTemplate* XML element contains the detailed technical descriptions of Web services. As such, these structures provide the technical entry point URL for specific services and products offered by a business. Each *bindingTemplate* XML element structure has a single logical *businessService* XML element parent, which in turn has a single logical *businessEntity* XML element parent. An important piece of information in the *bindingTemplate* XML element is the *accessPoint* element. The *accessPoint* element is the URL of a specific service provided by the business. A single attribute is typically provided, and is identified in the present embodiment as *URLType*. The purpose of the *URLType* attribute is to facilitate searching for entry points associated with a particular type of service. An example might be a purchase order service that provides three entry points, one for HTTP, one for SMTP, and one for FAX ordering. In this example, a *businessService* XML element contains three *bindingTemplate* XML element entries, each with identical data with the exception of the *accessPoint* value and *URLType* value.

A fourth type of data in the UDDI registry is the *tModel* XML element, which is pointed to by a pointer in the *bindingTemplate* XML element. The *tModel* XML element specifies the protocols, interchange formats and interchange sequencing rules for accessing web pages from the business' server having the service information specified in the *businessService* XML element.

Option [1] of the Mobile Web Services menu of **Figure 1**, is:

[1] USER QUERY REQUESTS

Option [1] for the user query request of browsing the UDDI registry for web site URLs involves starting with some broad information, appending a locator, performing a search, finding general result sets for that location and then selecting more specific information for drill-down. The UDDI registry accommodates the browse pattern with the *find_xx* API call. These calls form the search capabilities provided by the UDDI registry and are matched with return messages that return overview information to match the supplied search criteria. A typical browse sequence may involve finding whether a particular business has any information registered in the UDDI registry. This sequence

would start with a call *find_business*, and may subsequently pass the first few characters of the businesses name. The UDDI registry would then return a *businessList* result. The *businessList* result is a list of overview information (keys, names and description) of the *businessEntity* information that matched the search results returned by the *find_business* query. **Figure 1A** through **1H** illustrate the user's wireless device in a progression of stages as it carries out the UDDI registry browsing method. **Figure 2A** illustrates a flow diagram of the sequence of operational steps for the wireless device's UDDI registry browsing program. **Figure 3A** illustrates a network process flow diagram, showing the interaction of the wireless device and the UDDI registry when carrying out the UDDI registry browsing program of **Figure 2A**.

Option [2] of the Mobile Web Services menu of **Figure 1**, is:

[2] USER LOCATION

When the user activates the wireless device under the present invention, the user may specify for the wireless device to enable user location identification. Alternately, the user may manually specify a location into the wireless device from which the queries will be focused to (an example of the location initiation can be seen in **Figures 1A-B**). A user service profile may be associated with the user preference list **105**, and may be subsequently updated via the geographic location **107** of the user. The location information may be automatically appended or pasted into the search under the present invention to a user location input field. The system may be further enabled with macros to tailor geographic searches according to items such as street address, zip code, telephone area code/number, city, country, geographic region or even unique landmark location (e.g., Eiffel Tower, Empire State Building, Golden Gate Bridge, etc.)

Option [3] of the Mobile Web Services menu of **Figure 1**, is:

[3] DRILL-DOWN UDDI DATA FOR DETAILS

[3A] BUSINESS ENTITY DATA

[3B] BUSINESS SERVICE DATA

[3C] BINDING TEMPLATE DATA

[3D] T_MODEL DATA

After the user has identified a business he/she has been browsing for in Option [1], along with the location [2], the user can drill-down into their *businessService* information. Here, the user may search for particular service types for the location (e.g. purchasing,

shipping, news and the like) using the *find_service* API call. Similarly, if the user knows the technical fingerprint (*tModel* signature) of a particular product and wants to see if the business he/she has chosen supports a compatible service interface, the user can use the *find-binding* API call.

5 Once the user has a key for one of the four main data types managed by the UDDI registry, he/she can use that key to access the full registered details for a specific data type (*businessEntity*, *businessService*, *bindingTemplate*, or *tModel*). The full registered information for any of these structures can be accessed by passing a relevant key type to one of the *get_xx* API calls to the UDDI registry.

10 Continuing with the example on browsing, one of the data items returned by all of the *findL-xx* return sets is key information. In the case of a business that the user is interested in for that location, the *businessKey* value returned within the contents of a *businessList* structure can be passed as an argument to the UDDI registry to *get_businessDetail*. The successful return of this message is a *businessDetail* message
15 containing the full registered information for the entity whose key value was passed. This typically will be a full *businessEntity* structure. Since full *businessEntity* structures can contain a large quantity of information, it can be optionally cached in the cache **144** of the knowledge engine server **140** of **Figure 1**.

Option [4] of the Mobile Web Services menu of **Figure 1**, is:

20 [4] INVOKE WEB SITE W/ CACHED UDDI DATA

After the user has retrieved the *businessEntity* structure from the UDDI registry **170** of **Figure 1**, the user can access the *accessPoint* element of the *bindingTemplate* XML element in the *businessEntity* structure to obtain the URL of a specific service provided by the business. Option [4] invokes the business' web site **160** with the cached
25 URL to access the desired web pages. Since the accessed web pages from the web site **160** can contain a large quantity of information, it can be optionally cached in the cache **144** of the knowledge engine server **140** of **Figure 1**. Furthermore, if the *bindingTemplate* is used to contact services directly at the *accessPoint*, and a failure occurs, the terminal will typically use the *bindingTemplate* ID to fetch new
30 *bindingTemplate* information from the UDDI registry, assuming that the new information is up-to-date in relation to the service.

Option [5] of the Mobile Web Services menu of **Figure 1**, is:

[5] ENTER SEARCH/LOCATION HANDLE TO USE PROFILE FROM A

PRIOR

SEARCH

5 Option [5] enables the user to replay a prior UDDI registry search strategy and/or location. The user typically enters a previously used search or location handle into the wireless device and selects the replay Option [5]. The wireless device then accesses the UDDI registry search strategy from the user's stored profile corresponding to the search handle and loads the business name query, the selected *businessEntity* data, the selected
10 *businessService* data, and the selected *bindingTemplate* data as each respective operand that would have been otherwise entered by the user. If the data in the UDDI registry has been updated since the user's last query, the *bindingTemplate* data may contain additional or modified *accessPoint URLs*, of the selected service on the web site of the selected business. **Figure 1I** and **1J** illustrate the user's wireless device in a progression of stages
15 as it carries out the method of replaying a UDDI registry search strategy as a shortcut for online or offline queries to the UDDI registry. **Figure 2B** discloses a flow diagram of the sequence of operational steps for the wireless device's program to replay the UDDI registry search strategy. **Figure 3B** is a network process flow diagram of the interaction of the wireless device and the UDDI registry when carrying out the program to replay the
20 UDDI registry search strategy.

The search strategy may also be saved as a quick-link for query terms. This is particularly advantageous when using various user locations or handles. Since business information tends to be location specific, a search retrieving UDDI information for one location (e.g., Europe) may result in a null set error for a different location (e.g., United
25 States). Thus, if a user is moving from one location to another, the core search terms are re-transmitted with the updated location information pasted in the user location information field.

The sequence of operational steps for the wireless device's UDDI registry browsing method are shown in **Figure 2A**. The Mobile Web Services menu of **Figure**
30 **1A** begins by initializing the user's location. under the example shown the wireless device is GPS enabled, the user has activated the GPS tracking to allow the device to append

location coordinates. Alternately, the user could enable other means for wireless location (e.g., mobile triangulation location). In the preferred embodiment, however, the device utilizes a single means of location at one time.. The user may then indicate a locator tolerance, which serves to filter information that is deemed outside the geographical
5 tolerances. The user may further indicate a default location for the device or enter a more specific location from which the queries will be entered from. In **Figure 1B**, the user indicates to the device that GPS coordinates are automatically detected and displayed.

The menu continues to **Figure 1C**, where the user enters a location handle from which the appended locator information may be stored. The location handle may also be
10 instructed to automatically update itself as the user changes locations under the search handle that will be associated with the user's search strategy. The user may then enter a search handle that will be associated with the user' search strategy. The query terms are subsequently entered by the user, which may be a business name, part of a business name, a service description, or other characterization. If the characterization is part of a business
15 name, the wireless device then sends a *find_business* XML inquiry using Simple Object Access Protocol (SOAP) to the UDDI registry with an appended locator. The wireless device then receives back from the UDDI registry, a *businessList* message shown in the Mobile Web Services menu of **Figure 1D**, that contains a list of business names or organizations satisfying the *find_business* query which satisfied the locator tolerance. The
20 user can then select an item from the returned *businessList* message and drill-down in the selected business' entity data.

The Mobile Web Services menu of **Figure 1E** shows the wireless device then sending a *find_service* XML inquiry using SOAP to the UDDI registry. The Mobile Web Services menu of **Figure 1F** shows the wireless device then receiving back from the
25 UDDI registry, a *serviceList* message that contains a list of names of services offered by the selected business. The user can then select an item from the returned *serviceList* message and drill-down in the selected service data, as shown by the Mobile Web Services menu of **Figure 1G**.

The wireless device then sends a *_get_serviceDetail_* XML inquiry using SOAP
30 to the UDDI registry, as shown by the Mobile Web Services menu of **Figure 1G**. The Mobile Web Services menu of **Figure 1H** then shows the wireless device receiving back from the UDDI registry a *serviceDetail* message that includes bindingTemplate data that

contains the details of the selected service. Included in the *bindingTemplate* data is the *accessPoint URL*, which is the URL of the selected service on the web site of the selected business.

The Mobile Web Services menu of **Figure 1I** shows the wireless device displaying the accessPoint URL to the user. The Mobile Web Services menu of **Figure 1J** shows that the *serviceDetail* message can contain one or a plurality of URLs, depending on the number of matches made against the user's query in the search by the UDDI registry. The wireless device also stores the search handle in user profile/preference with the selected *accessPoint URL*, to enable the user to access web pages from the web site of the selected business. This provides the user with a shortcut for accessing pages from web sites, in response to the user's entry of abbreviated search handle to the wireless device.

In addition to the user location, the wireless device also stores the search handle in user profile/preference with the UDDI registry search strategy. The stored search strategy includes the business name query , the selected businessEntity data, the selected *businessService* data, the selected *bindingTemplate* data, and the selected *accessPoint URL*. This provides the user with a shortcut for online or offline queries to the UDDI registry, in response to the user's entry of abbreviated search handle to the wireless device.

To replay a UDDI registry search strategy, the user enters a search handle into the wireless device and selects the replay option, as shown in the Mobile Web Services menu of **Figure 1K**. The wireless device then accesses the UDDI registry search strategy from user profile corresponding to the search handle and loads the business name query , the selected *businessEntity* data, the selected *businessService* data, and the selected *bindingTemplate* data as each respective operand that would have been otherwise entered by the user. If the data in the UDDI registry has been updated since the user's last query, the *bindingTemplate* data may contain additional or modified *accessPoint URLs*, of the selected service on the web site of the selected business, as shown by the Mobile Web Services menu of **Figure 1L**. Alternately, if the search handle is replayed in a different location, the user may specify a "regional search handle", wherein the search handle consists only of query terms, and those terms are subsequently retransmitted using the new appended locator.

Figure 2 is a functional block diagram of the wireless device **100**, and illustrates its various components and programs. **Figure 2** discloses the memory **202** connected by means of the bus **204** to the radio **206**, the keypad **104**, the central processor **210** and the display **212**. The memory **202** contains program modules each consisting of a sequence of programmable instructions. The wireless devices UDDI registry browsing program **240** (see **Figure 2A**) is stored in the memory **202**. The wireless devices replay UDDI registry search strategy program **270** (see **Figure 2B**) is also stored in the memory **202**. The indirect session thru server program **220** is also stored in the memory **202**.

User data **222** is stored in the memory **202**, which includes the user ID **230**, the user profile **232**, and the user location **233**. The user profile **232** includes the user's name and email address, the user's search handles, the UDDI search strategies, the sorting and filtering specifications, selected URLs, selected document titles and binding templates which contain URLs. The user location **233** includes the device's GPS location, cell ID location, triangulated location, manually entered location and landmark location. Also contained in the memory **202** of **Figure 2** is the cache **224** wherein documents and lists returned from a website, can be stored. In addition, the WAP client program **108**, user location **107**, and user profiles/preferences **105** are stored in the memory **202**.

Figure 2a is a flow diagram disclosing the sequence of operational steps for the wireless device's UDDI registry browsing program **240**. The steps depicted in **Figure 2A** are as follows:

- Step 250:** WIRELESS DEVICE BROWSING UDDI REGISTRY
ENTER LOCATION HANDLE "_DC_TRIP_"
ENTER SEARCH HANDLE "_RESTAURAUNT_"
- Step 252:** ENTER QUERY TERMS "_MIDDLE_EAST*" + "_KABOB_"
IS THIS A BUSINESS NAME? Y/N "_Y_"
IS THIS A SERVICE NAME? Y/N "_N_"
- Step 254:** SEND "_find_business_" XML INQUIRY WITH SOAP PROTOCOL
TO UDDI REGISTRY WITH APPENDED LOCATOR
- Step 256:** SELECT ITEM FROM RETURNED businessList MESSAGE
DRILL-DOWN BUSINESS ENTITY DATA
"_KABOB_EMPORIUM_"
- Step 258:** SEND "_find_service_" XML INQUIRY WITH SOAP PROTOCOL
TO UDDI REGISTRY WITH APPENDED LOCATOR

- 5 **Step 260:** SELECT ITEM FROM RETURNED serviceList MESSAGE
 DRILL-DOWN BUSINESS SERVICE DATA
 "_MENU_"
- Step 262:** SEND "_get_serviceDetail_" XML INQUIRY WITH SOAP
 PROTOCOL TO UDDI REGISTRY
- 10 **Step 264:** SELECT ITEM OF RETURNED serviceDetail MESSAGE
 DISPLAY accessPoint URL
 FROM bindingTemplate DATA "MENU"
 IN RETURNED serviceDetail MESSAGE
 URL = "_www.kebabemporium.com/menu_"
- 15 **Step 266:** STORE SEARCH HANDLE "_RESTAURANTS_" IN USER
 PROFILE WITH APPENDED LOCATOR HANDLE "_DC_TRIP_"
 SELECTED URL = "_www.kebabemporium.com/menu_"
- 20 **Step 268:** STORE SEARCH HANDLE "_RESTAURANT_" WITH APPENDED
 LOCATOR HANDLE IN USER PROFILE WITH UDDI REGISTRY
 SEARCH STRATEGY:
 BUSINESS NAME QUERY "_MIDDLE_EAST*" + "_KABOB_"
 businessEntity DATA SELECTED "_KABOB EMPORIUM_"
 businessService DATA SELECTED "_MENU_"
 25 bindingTemplate DATA SELECTED "_DINNER_"
 accessPoint URL SELECTED
 "_www.kebabemporium.com/menu/dinner_"

30 **Figure 2B** shows a flow diagram of the sequence of operational steps for the
 wireless device's program to replay the UDDI registry search strategy. **Figure 2B**
 includes the following steps:

- 35 **Step 271:** REPLAY UDDI REGISTRY SEARCH STRATEGY ENTER
 SEARCH HANDLE "_RESTAURANT_" UTILIZING APPENDED
 LOCATOR
- 40 **Step 272:** ACCESS UDDI REGISTRY SEARCH STRATEGY IN USER
 PROFILE
 FOR SEARCH HANDLE "_RESTAURANT_":
 BUSINESS NAME QUERY "_MIDDLE_EAST*" + "_KABOB_"
 businessEntity DATA SELECTED "_KABOB_EMPORIUM_"
 businessService DATA SELECTED "_MENU_"
 bindingTemplate DATA SELECTED "_DINNER_"
 accessPoint URL SELECTED
 45 "_www.kabobemporium.com/menu/dinner_"

Step 274: SEND "_find_business_" XML INQUIRY WITH SOAP PROTOCOL
 TO UDDI REGISTRY

Step 276: SELECT ITEM FROM RETURNED businessList MESSAGE
 DRILL-DOWN BUSINESS ENTITY DATA
 "_KABOB_EMPORIUM_"

Step 278: SEND "_find_service_" XML INQUIRY WITH SOAP PROTOCOL
 TO UDDI REGISTRY

Step 280: SELECT ITEM FROM RETURNED serviceList MESSAGE
 DRILL-DOWN BUSINESS SERVICE DATA
 "_MENU_"

Step 282: SEND "_get_serviceDetail_" XML INQUIRY WITH SOAP
 PROTOCOL TO UDDI REGISTRY

Step 284: SELECT ITEM OF RETURNED serviceDetail MESSAGE
 DISPLAY accessPoint URLs
 FROM bindingTemplate DATA "DINNER"
 IN RETURNED serviceDetail MESSAGE
 URL = "_www.kebabemporium\rsvp\dinner_"
 URL = "_www.kebabemporium\specials\dinner_"
 URL = "_www.kebabemporium\menu\dinner_"

Figure 3A discloses a network process flow diagram showing the interaction of the wireless device and the UDDI registry when carrying out the UDDI registry browsing program of **Figure 2A**. The network process flow diagram in **Figure 3A** consists of three columns labeled respectively, wireless device **100**, server **140** and UDDI registry **170**.

The process flow diagram **Figure 3A** illustrates the interaction between steps carried in the wireless device **100** and steps carried out in the UDDI registry **170**. The diagram of **Figure 3A** begins with the wireless device **100** step **300**, where the user location is obtained. Next, in step **301** a search handle is entered. and query terms are entered. At step **302**, the *_find_business_* query is sent with an appended locator to the UDDI registry **170**. In the UDDI registry column **170** in **Figure 3A**, the UDDI registry conducts searches based on the *_find_business_* query and returns the *businessList* in step **320**. The flow then returns to the wireless device **100** and passes to step **303** wherein an item of the *businessList* is selected which typically is a *businessEntity*. The *businessEntity* is then drilled down. The flow then passes to step **304** in which the *_find_service_* query is sent with an appended locator to the UDDI registry. The flow then passes to the UDDI

registry **170** where the *_find_service_* query is searched and the service list is returned in step **321**. Then the flow passes to the wireless device **100** where an item of the *serviceList* is selected which is a *businessService*. The *businessService* is subsequently drilled down in step **305**. The flow proceeds to step **306** in which the *_get_serviceDetail_* query is sent to the UDDI registry. Then the flow passes to the UDDI registry **170** where the *_get_serviceDetail_* query is responded to and the binding template is returned in step **263**. Then the flow passes back to the wireless device **100** wherein the *serviceDetail* is selected from the *bindingTemplate* and the accessPoint URL is stored.

Figure 3B illustrates a network process flow diagram of the interaction of the wireless device and the UDDI registry when carrying out a program to replay the UDDI registry search strategy. **Figure 3B** is divided into three columns, the wireless device column **100**, the server **140** column, and the UDDI registry **170** column. **Figure 3B** starts with the wireless device entering the replay UDDI registry search strategy wherein the search/locator handles are entered in step **310**. Then the process flows to step **311** where the search strategy and/or location is accessed in the user profile which corresponds to the search/location handle which was inputted in step **310**. **Figure 3B** then proceeds through the remainder of the processes in a similar manner as that disclosed in **Figure 3A**.

Figure 3B discloses how the user is enabled to replay a prior UDDI registry search strategy using the same locator handle. The user merely enters a previously used search handle into the wireless device and selects the replay option. The wireless device then accesses the UDDI registry search strategy from the user's stored profile corresponding to that search handle. This may be performed either at the wireless device **100** or, in the alternate embodiment in the server **140**. The search strategy includes information such as the *businessEntity* data and *businessService* data and *bindingTemplate* data that was found during the course of an earlier search of the UDDI registry **170**. This data contained in the UDDI registry search strategy (accessed from the stored profile) is then loaded as the data for each respective operand that would have been otherwise entered by the user. In this way, the flow diagram of **Figure 3B** enables the user to automatically invoke a search strategy of the UDDI registry **170**, that was used in the past. As discussed above, the replay of a search strategy under a different locator handle embodies the process of **Figures 3A** and **3B**, wherein the "regional search strategy" invokes query terms with a

newly appended location. The query terms are sent according to **Figure 3A** to return the new location search information.

Figure 4 is a functional block diagram of the knowledge engine server, showing the memory storing the application services software programs needed to perform the operations of an embodiment of the invention. Figure 4 discloses the functional components of an exemplary knowledge engine server **140** arranged as an object model. The object model groups the object oriented software programs into components that perform the major functions and applications in knowledge engine server 140. The object model for memory **402** of knowledge engine server **140** employs a three-tier architecture that includes presentation tier **415**, infrastructure objects partition **422**, and business logic tier **414**. The object model further divides business logic tier **414** into two partitions, application objects partition **422** and data objects partition **426**.

Presentation tier **415** retains the programs that manage the device interfaces to knowledge engine server **140**. In **Figure 4**, presentation tier **415** includes network interface **420**. A suitable implementation of presentation tier **415** may use Java servlets to interact with WAP protocol gateway **120** via the hypertext transfer protocol (“HTTP”). The Java servlets run within a request/response server that manages the exchange of messages between WAP protocol gateway **120** and knowledge engine server **140**. A Java servlet is a Java program that runs within a Web server environment. A Java servlet takes a request as input, parses the data, performs logic operations, and issues a response back to WAP protocol gateway **120**. The Java runtime platform pools the Java servlets to simultaneously service many requests. Network interface **420** accepts request messages from WAP protocol gateway **120** and passes the information in the request to visit object **428** for further processing. Visit object **428** passes the result of that processing to network interface **420** for transmission back to the WAP protocol gateway **120**. Network interface **420** may also use network adapter **406** to exchange data with another user device.

Infrastructure objects partition **422** retains the programs that perform administrative and system functions on behalf of business logic tier **414**. Infrastructure objects partition **422** includes operating system **425**, and an object oriented software program component for database server interface **430**, and system administrator interface **432**.

Business logic tier **414** in **Figure 4** includes multiple instances of visit object **428**, **428'**, **428''**. A separate instance of visit object **428** exists for each network interface **420** session. Each visit object **428** is a stateful session bean that includes a persistent storage area from initiation through termination of the session, and not just during a single
 5 interaction or method call. The persistent storage area retains information associated with the session.

When WAP protocol gateway **120** sends a query message to knowledge engine server **140**, the message is sent to network interface **420** to invoke a method that creates visit object **428** and stores connection information as a state in visit object **428**. Visit
 10 object **428** may, in turn, invoke a method in UDDI registry browsing application **440** to browse the UDDI registry **170**. Application **440** sends queries to the UDDI registry, as discussed above.

When WAP protocol gateway **120** sends a search and/or location handle message to knowledge engine server **140**, a message is sent to network interface **420** to invoke a
 15 method that creates visit object **428** and stores connection information as a state in visit object **428**. Visit object **428** may, in turn, invoke a method in replay UDDI registry search strategy or location application **442** to replay a prior search strategy. The application **442** performs the replay method discussed above. Similar operations occur for applications **444**, **446** and **448** in **Figure 4**.

Figure 4A is a more detailed functional block diagram of the server, showing the knowledge engine **142**. The knowledge engine **142** includes a program which is shown in
 20 **Figure 4A** as a sequence of steps 1 through 13.

KNOWLEDGE ENGINE 142

- 25 [1] RECEIVE USER'S QUERY OR SEARCH HANDLE WITH USER LOCATION HANDLE OR APPENDED LOCATOR
 [2] IF SEARCH/LOCATOR HANDLE RECEIVED, THEN REPLAY UDDI SEARCH PROFILE & GOTO 7
 [3] RECEIVE AND STORE/CACHE USER LOCATION OR STATUS
 30 [3] ACCESS UDDI REGISTRY WITH USER'S QUERY TO IDENTIFY WEB SITES USING APPENDED LOCATOR
 [4] RETURN LIST OF WEB SITES TO USER AND STORE QUERY AND BINDING TEMPLATES IN PROFILE
 35 [5] RECEIVE USER'S SELECTION OF WEB SITES TO SEARCH & UPDATE USER PROFILE

- 5 [6] SEARCH THE IDENTIFIED WEB SITES USING URLS FROM BINDING TEMPLATES
[7] RETRIEVE DOCUMENTS RESULTING FROM SEARCH
[8] SORT LIST OF DOCUMENTS IN ACCORDANCE WITH USER'S PROFILES
[9] STORE DOCUMENTS AND LIST IN CACHE
[10] RETURN LIST OF DOCUMENTS TO USER WHENEVER USER IS LOGGED ON
10 [11] RECEIVE USER'S SELECTIONS FROM LIST AND UPDATE USER'S PROFILE AND/OR LOCATION
[12] RETURN SELECTED DOCUMENTS TO USER
[13] ASSOCIATE SEARCH HANDLE WITH USER'S SELECTIONS IN USER'S PROFILE

15 Also provided in server **140** is the user data **146** which includes the user ID profile **230** which is discussed above. Since a plurality of users may make use of the server **140**, there are a plurality of user profiles shown in **Figure 4A**, one for the user ID **230'** having user profile **232'** and another for the user ID **230''** having user profile **232''**. The server **140** of **Figure 4A** also has a cache **144** which stores documents and lists which are
20 obtained from the various websites **160** that have been interrogated by the user with the aid of the server **140**.

Figure 4B is a flow diagram of the sequence of operational steps for the server **140** UDDI registry browsing program **170**. **Figure 4B** has three columns, the first column labeled user's wireless device **100**, the second column labeled server **140**, and a third
25 column labeled UDDI registry **170** and web sites **160**. **Figure 4B** illustrates the interaction of the wireless device **100**, the server **140**, the UDDI registry **170** and the web sites **160**, in accordance with an embodiment of the invention. Starting with the user's wireless device **100**, **Figure 4B** receiving a user location **400**, and subsequently sending a query to the server, in step **401**. At the server **140**, the location-specific query is received
30 from the user in step **402**, and the process flows to step **403** where web sites are identified from the UDDI registry and the user's profile is updated. The process in step **403** for identification of the web sites from the UDDI registry is the process which has been discussed above in connection with **Figures 2A** and **3A**. The process then flows to step **410** in the UDDI registry **170**, wherein the UDDI registry accesses the requested
35 information in response to the queries sent from the server **140** to identify web sites. Step **410** then transfers the results of that search from the UDDI registry **170** back to the server

140. At the server 140, the process flows to step 404 wherein the server has taken the information identifying the web sites received from the UDDI registry 170, and formulates a request to retrieve documents which is sent to the web sites 160. The process then flows to step 411 where the web sites 160 receiving the request from the server 140, access their respective servers for the requested documents and then return the documents to the server 140. The server 140 then sorts the documents into a list in accord with the user's profile/preferences, sorting the list into the order requested by the user (e.g. closest proximity to location), and filtering out any documents which the user is not interested, in accordance with the user's profile. The process then flows to step 405 in which the documents are stored in the cache at the server, cache 144, and the list which has been sorted by the server 140, is returned to the user. The process then flows to step 406 at the user's wireless device 100 where the sorted list received from the server 140 is presented to the user and the user can select from that list those documents desired to be reviewed. In step 406, the user's request for documents is then sent back to the server 140. The process then flows to step 407 where the server 140 accesses its cache 144 to retrieve those documents selected by the user in step 406, and then the server 140 returns the selected documents to the user's wireless device 100. Step 407 then compiles the user's preferences in the user profile. The server 140 can also update the user's preferences in the user's profile in step 409. The process flows from step 407 to step 408 at the user's wireless device 100, where the user receives the selected documents.

In an alternate embodiment, **Figure 5** globally illustrates location based service discovery in Web services and ad-hoc networking environments (UBICOMM, intranet home/office networks, etc.). **Figure 5** discloses the communication between the Internet Domain 510, Cellular Network Domain (2G/3G access/core networks), 510, the Ad-Hoc Network Domain 530, and the user handset 540. The Internet Domain 510 consists of discovery services 511, distribution services 512 and description services 513, in which the Internet Domain 510 communicates to the Cellular Network 510 and user handset 540. Similarly, the disclosed Ad Hoc Domain 530 also consists of Description 531, Distribution 532, and Discovery 533 services that are communicatively coupled to the handset 540.

The discovery (511, 546, 533) and distribution (512, 545, 532) services in the system are communicatively linked, wherein an optional distribution SOAP/SYNCML

proxy **525** may be implemented in the Cellular Network **510**. The Cellular Network **510** further comprises of a location server **521**, a Cell Identification **523**, an Assisting Global Positioning System (A-GPS) **522**, and a Mobile-Based Enhanced Observed Time Difference (E-OTD) **524**. These elements serve to help identify locations and/or positions
5 of the handset **540** during operation under the present invention..

The handset **540** is also enabled with A-GPS **541** and E-OTD **543**, both of which communicate to the Cellular Network **510** and to the handset location server **544**. Additionally, the handset **540** can be equipped with Bluetooth™/Local Positioning (BT/LP) capabilities **542**. The BT/LP capabilities further allow the wireless handset to
10 establish a user location that may be utilized for queries, discussed above. The User Interface (UI) **547** and Application Programs **548** are also communicatively coupled to the handset distribution services **545**. The service discovery agent typically communicates through the location server **521**, Internet Domain Discovery **511**, handset Location Server **544** and Discovery **546** (indicated in dashed lines). The remainder of the communicative
15 links are enabled to transfer location between service discovery agents.

Figure 6 discloses an alternate embodiment and illustrates location standardization in a network framework. In **Figure 6**, a server **600**, a network **622**, and a terminal **622** are disclosed. The server **600** comprises three levels of software and locator services: content **610**, portals/applications **611** and middleware **612**. The content **610** will
20 typically consist of map location and map information service and/or databases (MAP/GIS) **601**. The map information **601** communicates to the portals/applications **611** under an open GIS consortium (e.g. Mapquest™). Additionally, other content **602** may be included or added (e.g., white pages, yellow pages, etc.). The content may be accessed through UDDI, where the queries may be further accessed to the portals/applications **611**.
25 In the portals/applications **611**, information **603** such as fleet management, presence or enhanced alarm calls with locator information (E112 = Europe; E911 = U.S.) may be located. The information **603** if communicatively coupled to a gateway mobile location center (GMLC) or Nokia Artus™ location server **607**. The enhanced alarm calls with locator information (**604**) are typically in communication with a mobile positioning center
30 (MPC) **608**, located in the middleware **612**. A WAP-GW **606** application is further locate in the server middleware **612**.

The network **622** is shown as having two layers, namely the core **623** and access **624** layers. The core **623** typically consists of a Global System for Mobile Communications (GSM)/General Packet Radio Service core **613**, a 3rd Generation Packet Switched (PS)/Circuit Switched (CS) core **614** and an Interim Standard 41 (IS-41) signaling protocol core **615**. The access layer **624** consists of a GSM Base Station System (BSS) **616**, GSM/EDGE Radio Access Network GERAN **617**, Radio Access Network (RAN) **618**, IS-136 BSS **619**, IS-95BSS **620** and a Bluetooth™ connection **621**.

The terminal partition **622** is disclosed as having layers for the terminal **623**, and terminal applications **624**. The terminal **623** layer consists of E-OTD **625**, A-GPS **626**, a 3rd generation location method (IP-DL) **627**, as well as a Bluetooth™ protocol **628**, which is communication with the access layer's **624** Bluetooth™ connection **621** of network **622**. The terminal applications include a WAP browser **629**, which communicates to the information **603** contained in the portals/applications layer **611** of server **600**. The terminal application further include EPOC Applications **630** (Symbian™ operating system), User Interface-Based Applications **631**, JAVA applets **632**, and an HTTP browser **633**, which is communicatively coupled to the WWW **605** in Server **600**.

Through the system disclosed above, the user may select location information that is pasted/appended to the service discovery message. As already discussed the user's location may be determined through A-GPS, GPS, E-OTD, or other methods. The wireless device will be enabled with software that will include the user location/coordinates. If the location is executed through the network, the user may use the "Loc" button (and associated function) to include location information in the service discovery message. The subsequently received information would then be filtered accordingly. The location information can also be received from a Bluetooth™ device in which specific locations may be predefined. Thus, information from the Bluetooth™ device will be beamed to the mobile device in a Bluetooth™ message into the service discovery message. The location information may be in the form of CI, GPS info, E-OTD, etc., or may even have the name of a unique place (e.g. Statue of Liberty).

It is understood that under the aforementioned embodiments, the term "document" may accompany elements and information other than web page text. While one type of usage under the present invention encompasses text searching, the service searched with UDDI may include other services, such as streaming audio, video, or other application-

specific communication. Furthermore, alternate embodiments of the present invention may include location “nests”, where location searches can start in a broad geographical region, and may be subsequently narrowed by the user.

5 Although illustrative embodiments have been described herein in detail, it should
be noted and understood that the descriptions and drawings have been provided for
purposes of illustration only and that other variations both in form and detail can be made
thereupon without departing from the spirit and scope of the invention. The terms and
expressions have been used as terms of description and not terms of limitation. There is
no limitation to use the terms or expressions to exclude any equivalents of features shown
10 and described or portions thereof.

CLAIMS

What is claimed is:

1. A method to enable a wireless device to discover Internet businesses or services by accessing the Universal Description, Discovery and Integration (UDDI) registry, comprising:
 - (a) forming a query to the UDDI registry on the wireless device;
 - (b) establishing a geographical location for the wireless device; and
 - (c) appending the geographical location to a service discovery request so that responses to the query are dependent on the established geographical location.
2. The method of claim 1, wherein the method is embodied as programmed instructions executed within the user's wireless device to query the UDDI registry.
3. The method of claim 1, wherein the method is embodied as programmed instructions executed within a separate knowledge engine server to query the UDDI registry in response to commands from the user's wireless device.
4. The method of claim 1, wherein establishing the geographical location of a wireless device includes a Global Positioning System (GPS) coordinate.
5. The method of claim 1, wherein establishing the geographical location of a wireless device utilizes Mobile-Based Enhanced Observed Time Difference
6. The method of claim 1, wherein establishing the geographical location of a wireless device includes map information services/databases.
7. The method of claim 1, wherein establishing the geographical location of a wireless device utilizes a gateway mobile location center.

30

8. The method of claim 1, wherein establishing the geographical location of a wireless device includes a cellular ID.

9. The method of claim 1, wherein the server caches files accessed from web sites, for selective forwarding to the user's wireless device.

10. A method to enable a wireless device to discover Internet businesses or services by accessing the Universal Description, Discovery and Integration (UDDI) registry, comprising:

- 10 (a) entering a location handle that will be associated with a geographic location of the wireless device;
- (b) receiving location data and linking the location data to the location handle;
- (c) entering at least one query term;
- 15 (d) sending a *find_business* XML inquiry to the UDDI registry in response to the entered query terms with appended location data; and
- (e) receiving back from the UDDI registry, a *businessList* message that contains a list of business names satisfying the *find_business* query and location data.

20

11. The method of claim 10, which further comprises:

- (a) selecting an item from the returned *businessList* message;
- (b) drilling down in the selected business' entity data;
- (c) sending a *find_service* XML inquiry to the UDDI registry;
- 25 (d) receiving back from the UDDI registry, a *serviceList* message that contains a list of names of services offered by the selected business in the geographical location.

12. The method of claim 11, which further comprises:

- 30 (a) selecting an item from the returned *serviceList* message;
- (b) drilling down in the selected service data;
- (c) sending a *_get_serviceDetail_* XML inquiry to the UDDI registry;

- (d) receiving back from the UDDI registry, a *serviceDetail* message that includes *bindingTemplate* data that contains the details of the selected service.

5 13. The method of claim 12, which further comprises:

including in the *bindingTemplate* data an *accessPoint URL*, which is the URL of the selected service on the web site of the selected business.

10 14. The method of claim 13, which further comprises displaying the *accessPoint URL* to the user.

15 15. The method of claim 10, wherein the location data includes a Global Positioning System (GPS) coordinate.

16. The method of claim 10, wherein the location data utilizes Mobile-Based Enhanced Observed Time Difference

17. The method of claim 10, wherein the location data includes map information services/databases.

20

18. The method of claim 10, wherein the location data utilizes data from a gateway mobile location center.

19. The method of claim 10, wherein the location data includes a cellular ID.

25

20. The method of claim 13, which further comprises:

- (a) storing the location handle in a user profile with the location data;
(b) providing the user with a shortcut for appending location data, in response to the user's entry of abbreviated location handle to the wireless device.

30

21. The method of claim 10, which further comprises pasting a user location into the at least one query term search by pressing a hotkey button connected to the wireless device.

5 22. The method of claim 10, wherein the location data is updated in accordance with the geographic location of the wireless device.

23. The method of claim 22, which further comprises storing the at least one query term. and identifying the stored term with a search handle.

10

24. The method of claim 23, wherein the search handle may be replayed by the user using abbreviated means, wherein the replay of the search handle is appended with updated geographical location data.

15 25. A method to enable a wireless device to discover Internet businesses or services by accessing the Universal Description, Discovery and Integration (UDDI) registry, comprising:

- (a) entering a search handle in a wireless device that will be associated with the user's search strategy;
- 20 (b) entering a location handle that will be associated with the user's location;
- (c) entering query terms in the wireless device as at least part of a business name;
- (d) transmitting the search handle, location handle and query terms to a
25 knowledge engine server;
- (e) searching web sites using URLs contained in stored binding templates;
- (f) retrieving documents resulting from the search of the web sites; and
- (g) applying a location filter prescribed by the user and stored in the
30 user's profile, to limit the returned documents to only those of particular interest or location to the user.

26. The method of claim 25, which further comprises sorting the documents in a list having an order established in accordance with user's profile or location.

27. The method of claim 26, which further comprises storing the filtered
5 documents and the sorted list in a cache for later, selective accessing by the user.

28. The method of claim 27, which further comprises receiving the user's
selections from the list and updating the user's profile with the user's preferences or
location.
10

29. The method of claim 28, which further comprises associating the search
handle with user's selections and with the user's search strategy;
storing that association in user's profile.

30. The method of claim 29, which further comprises providing the user with a
15 shortcut for accessing pages from web sites, in response to the user's entry of abbreviated
search handle to the wireless device.

31. A system to enable a wireless device to discover Internet businesses or
20 services by accessing the Universal Description, Discovery and Integration (UDDI)
registry, comprising:
a processor;
a memory coupled to the processor, programmed to perform the steps of:
forming a query to the UDDI registry on the wireless device;
25 establishing a geographical location for the wireless device; and
appending the geographical location to a service discovery request
so that responses to the query are dependent on the established
geographical location.

32. A system to enable a wireless device to discover Internet businesses or services by accessing the Universal Description, Discovery and Integration (UDDI) registry, comprising:

a processor;

5 a memory coupled to the processor, programmed to perform the steps of:

entering a location handle that will be associated with a geographic location of the wireless device;

receiving location data and linking the location data to the location handle;

entering at least one query term;

10 sending a *find_business* XML inquiry to the UDDI registry in response to the entered query terms with appended location data; and

receiving back from the UDDI registry, a *businessList* message that contains a list of business names satisfying the *find_business* query and location data.

15

33. A system to enable a wireless device to discover Internet businesses or services by accessing the Universal Description, Discovery and Integration (UDDI) registry, comprising:

a processor;

20 a memory coupled to the processor, programmed to perform the steps of:

entering a search handle in a wireless device that will be associated with the user's search strategy;

entering a location handle that will be associated with the user's location;

entering query terms in the wireless device as at least part of a business name;

25 transmitting the search handle, location handle and query terms to a knowledge engine server;

searching web sites using URLs contained in stored binding templates;

retrieving documents resulting from the search of the web sites; and

applying a location filter prescribed by the user and stored in the user's

30 profile, to limit the returned documents to only those of particular interest or location to the user.

34. A system to enable a wireless device to discover Internet businesses or services by accessing the Universal Description, Discovery and Integration (UDDI) registry, comprising:

a processor;

5 a hotkey switch;

a memory coupled to the processor, programmed to perform the steps of:

entering a location handle that will be associated with a geographic location of the wireless device, wherein the geographical location is further associated with the hotkey switch;

10 receiving location data and linking the location data to the location handle and hotkey switch;

entering at least one query term;

appending geographical location to the query through the activation of the hotkey switch;

15 sending a *find_business* XML inquiry to the UDDI registry in response to the entered query terms with appended location data; and

receiving back from the UDDI registry, a *businessList* message that contains a list of business names satisfying the *find_business* query and location data.

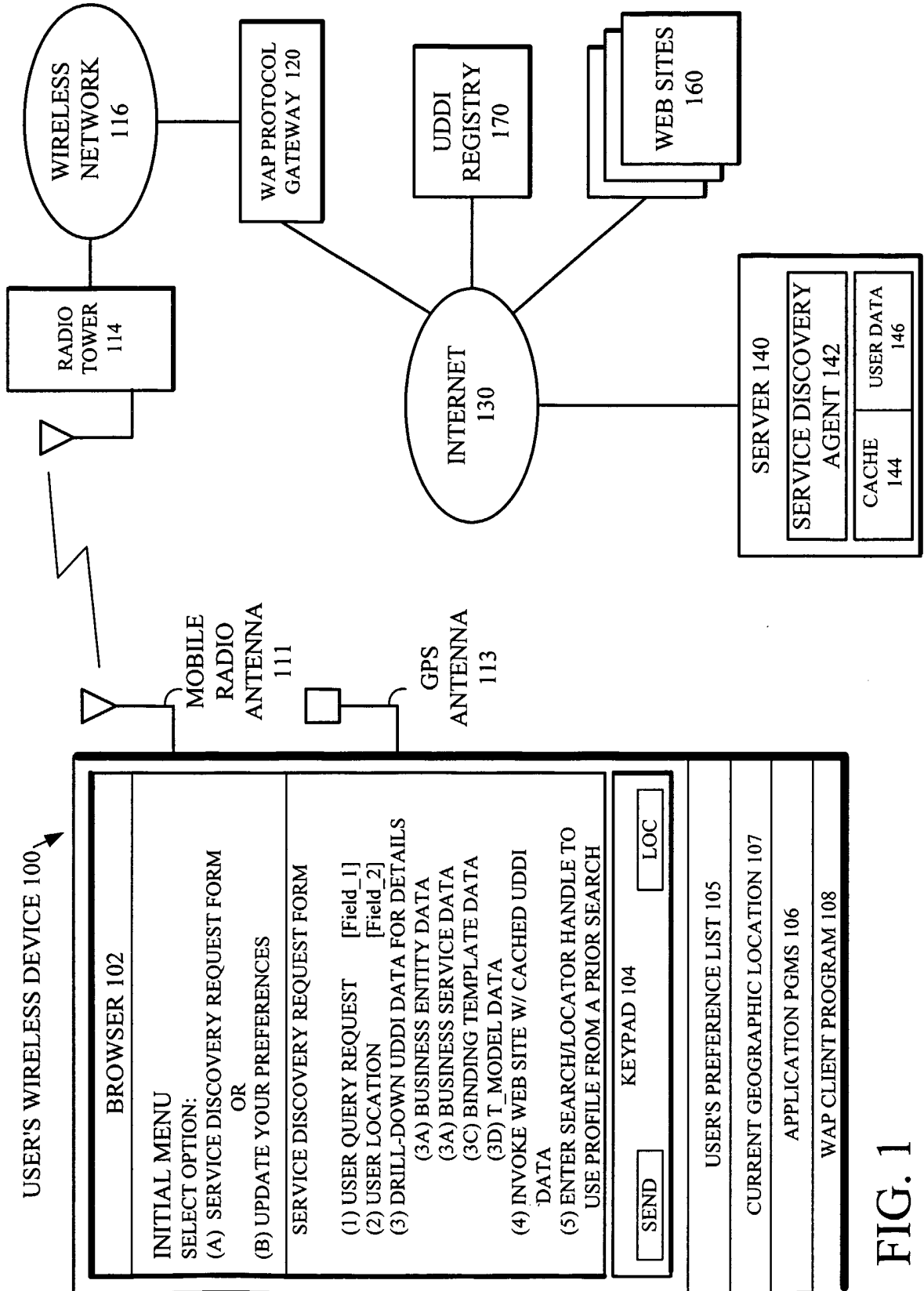


FIG. 1

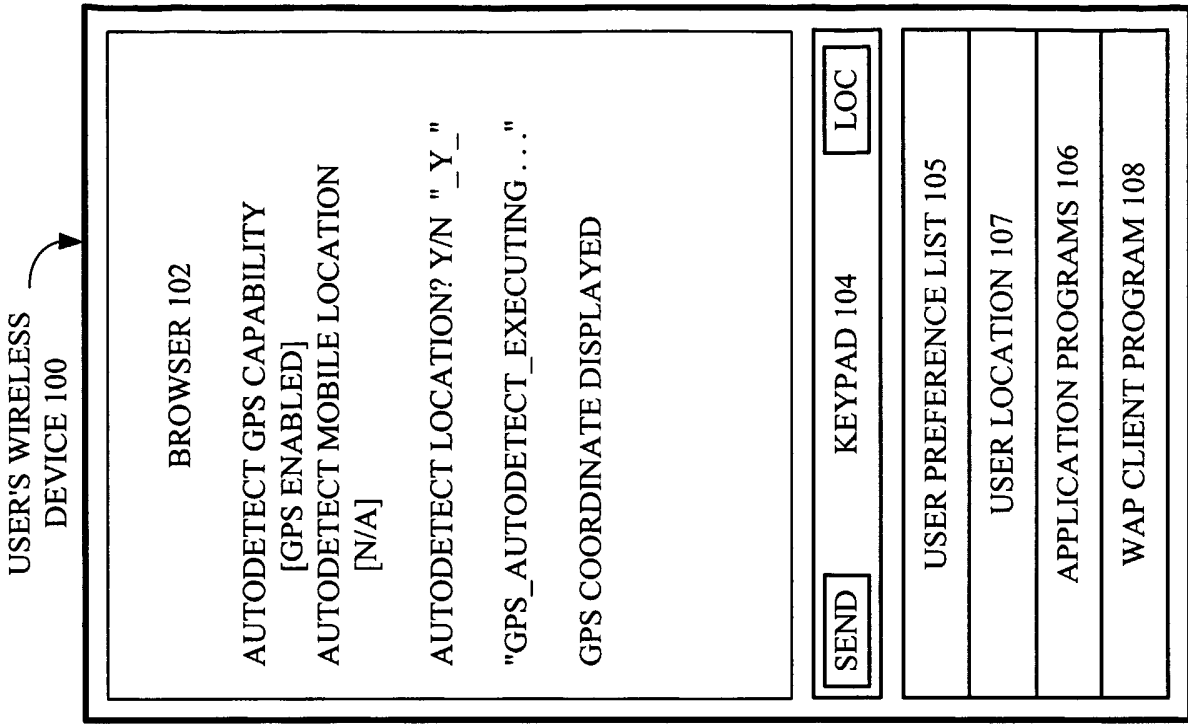


FIG. 1B

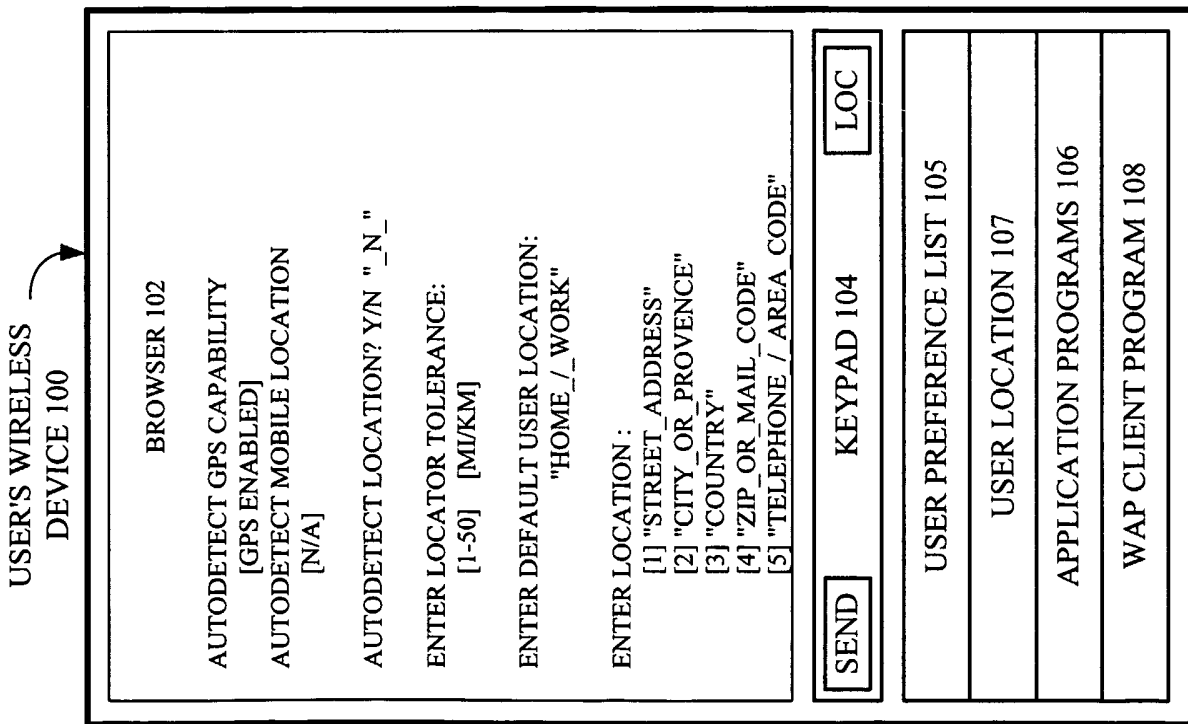


FIG. 1A

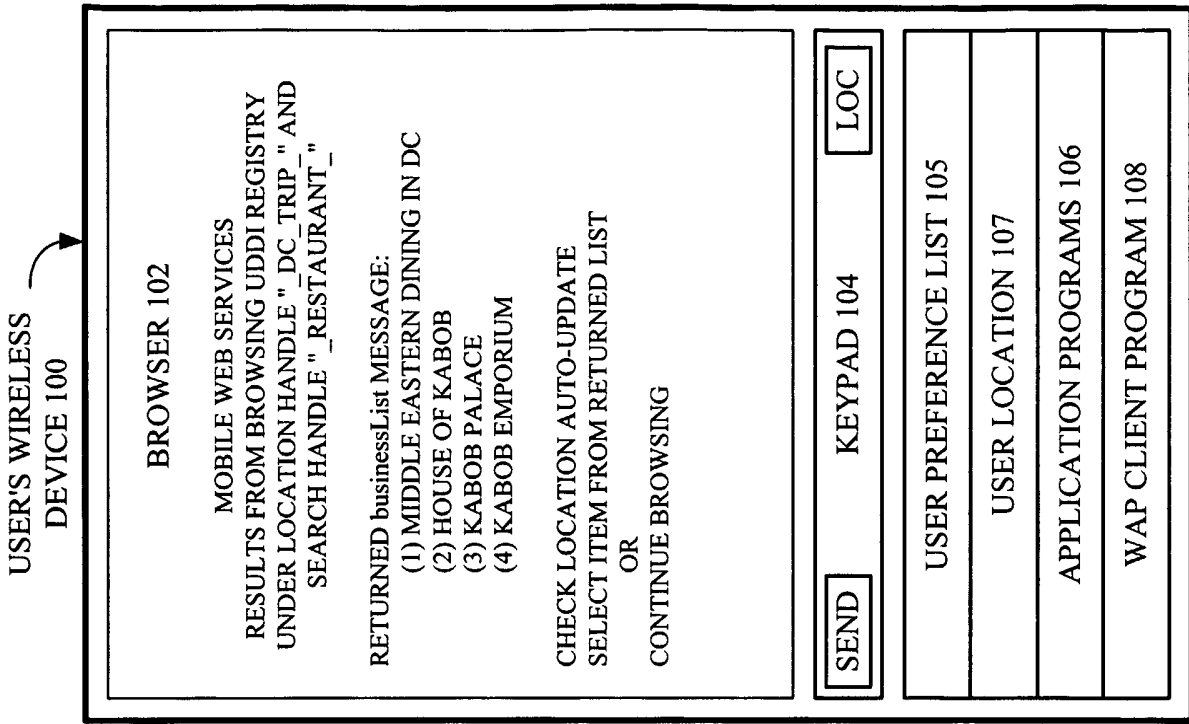


FIG. 1D

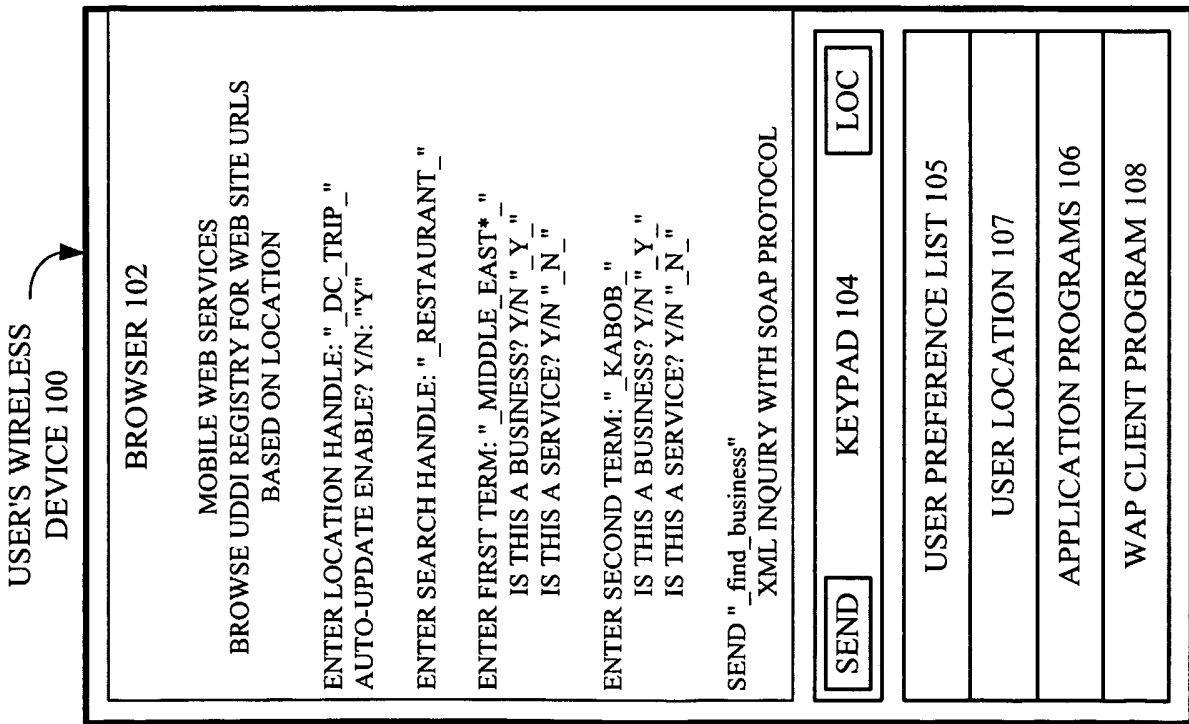


FIG. 1C

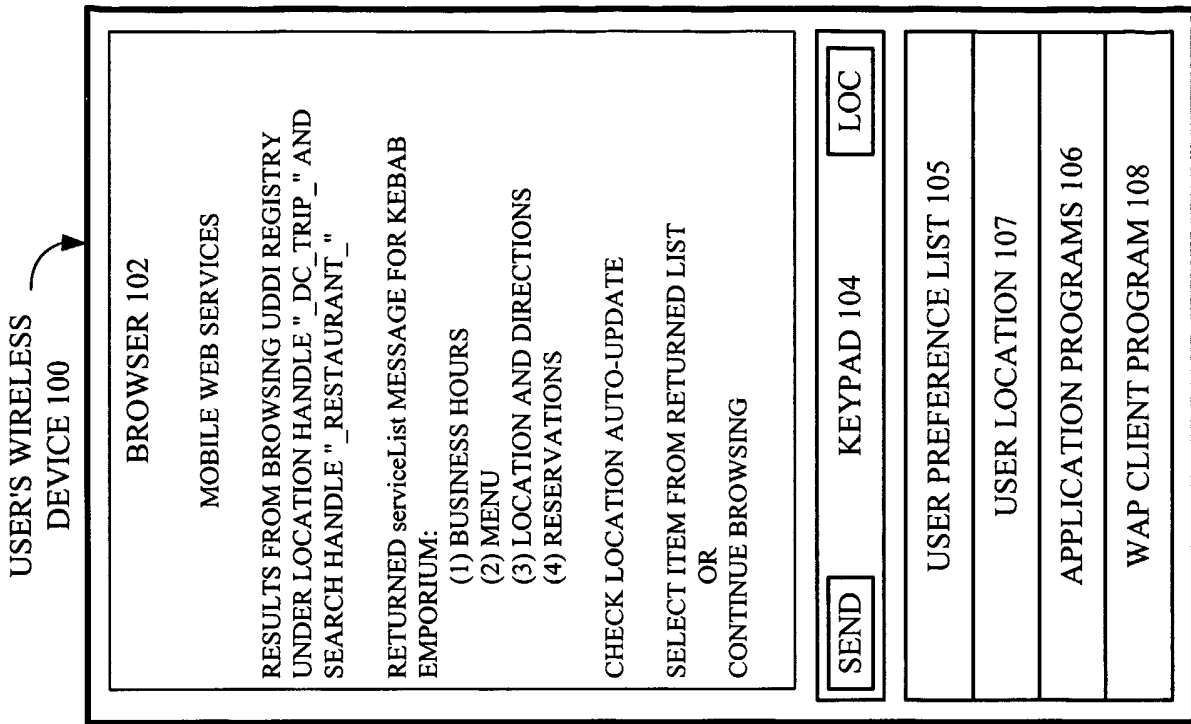


FIG. 1F

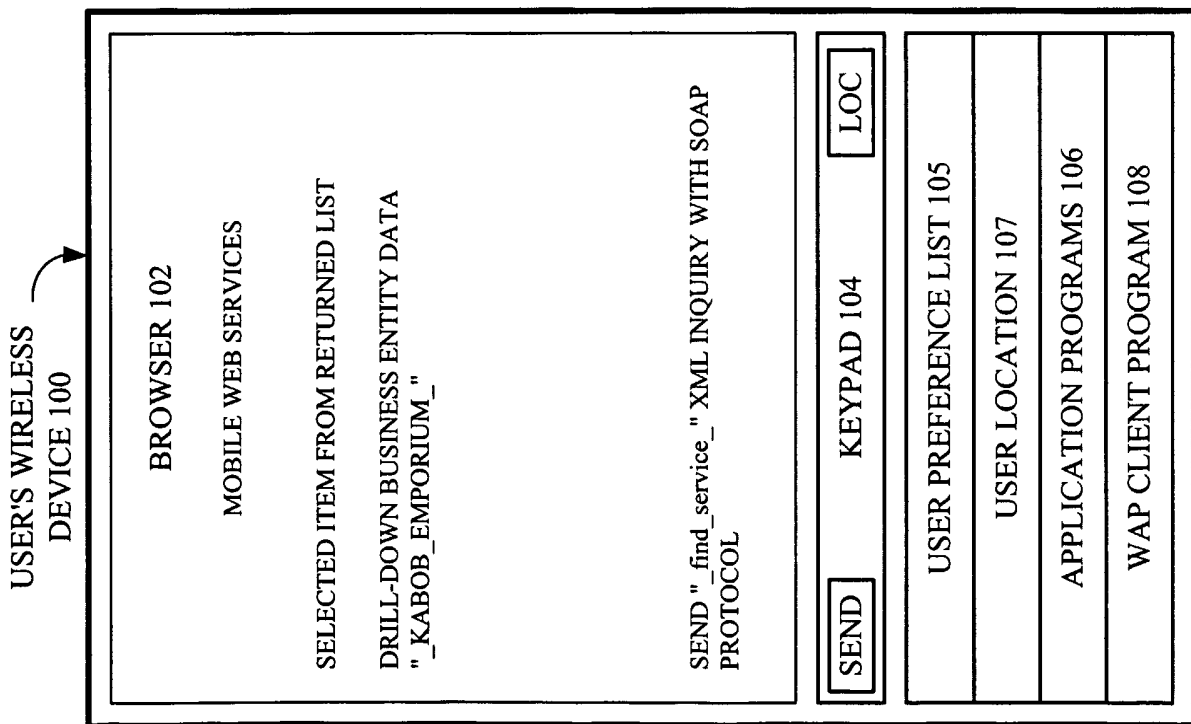


FIG. 1E

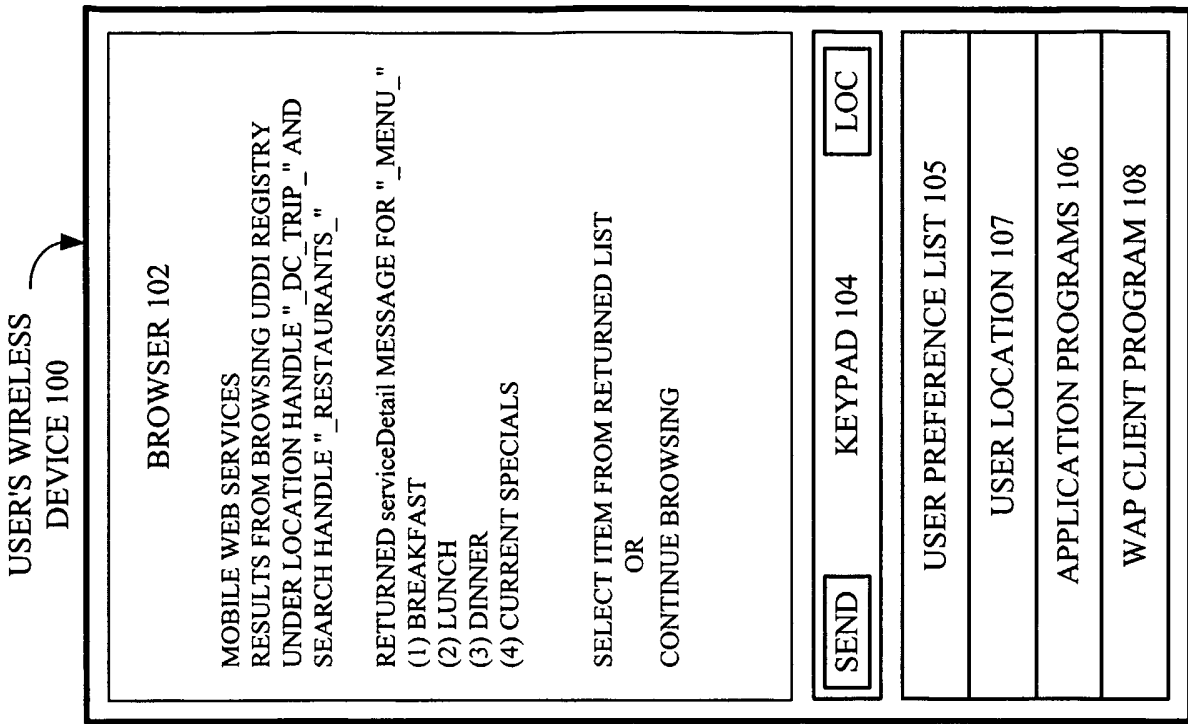


FIG. 1H

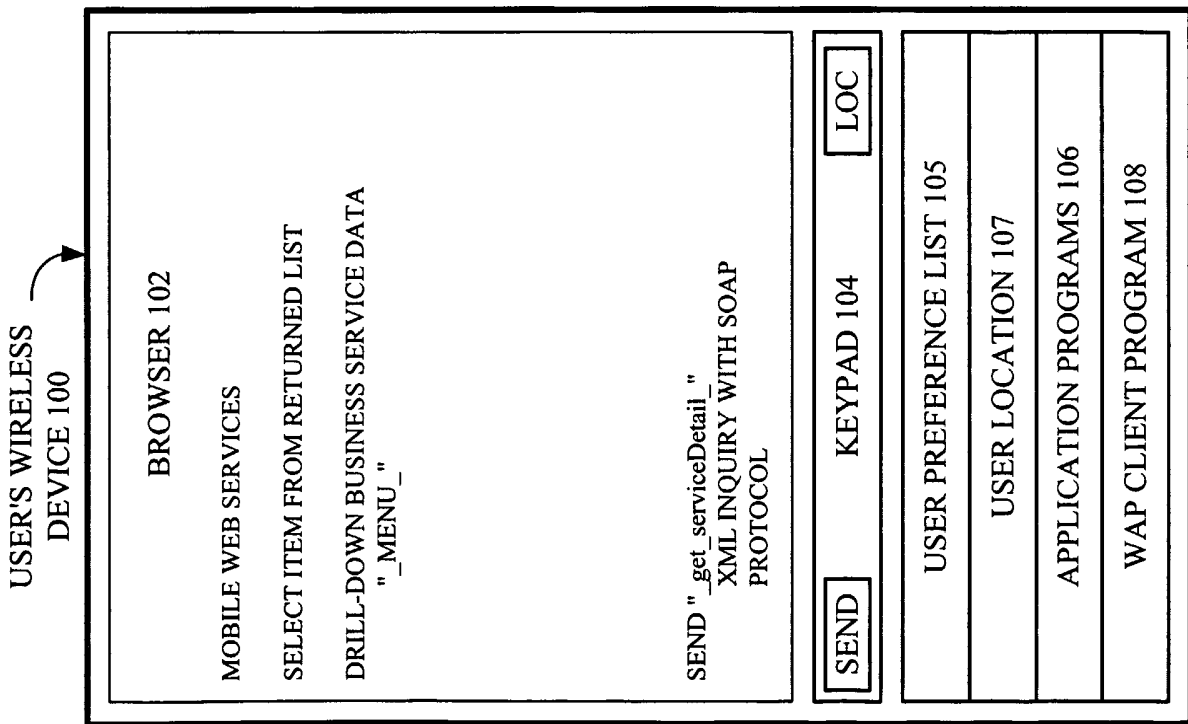


FIG. 1G

USER'S WIRELESS
DEVICE 100

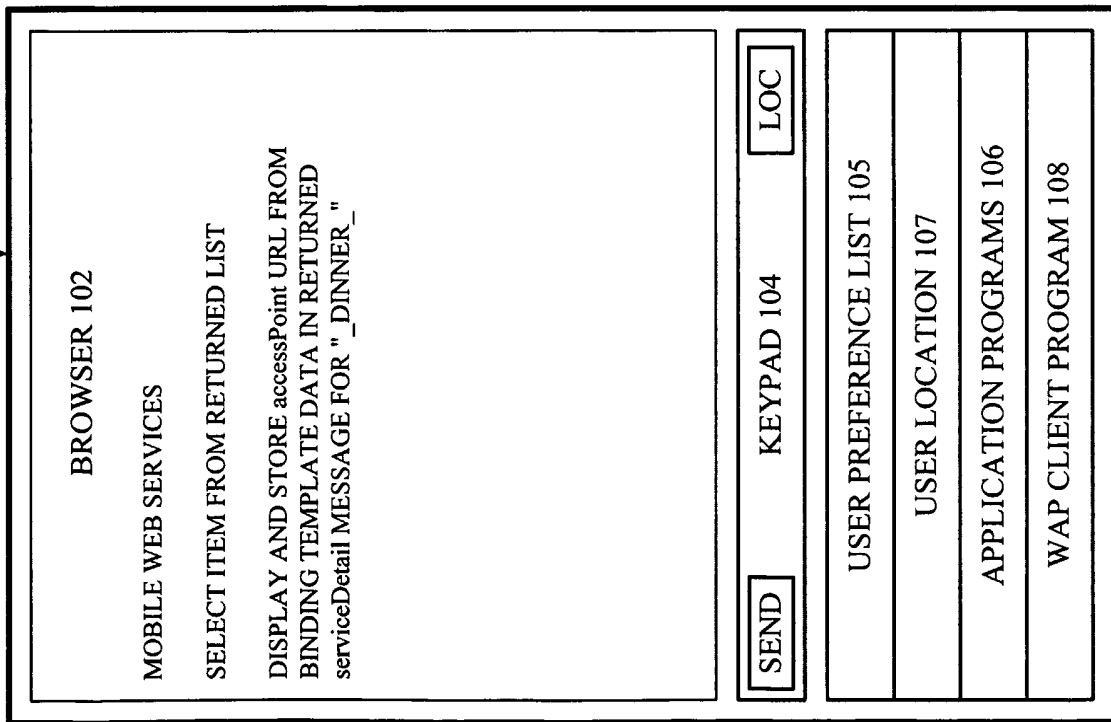


FIG. 1I

USER'S WIRELESS
DEVICE 100

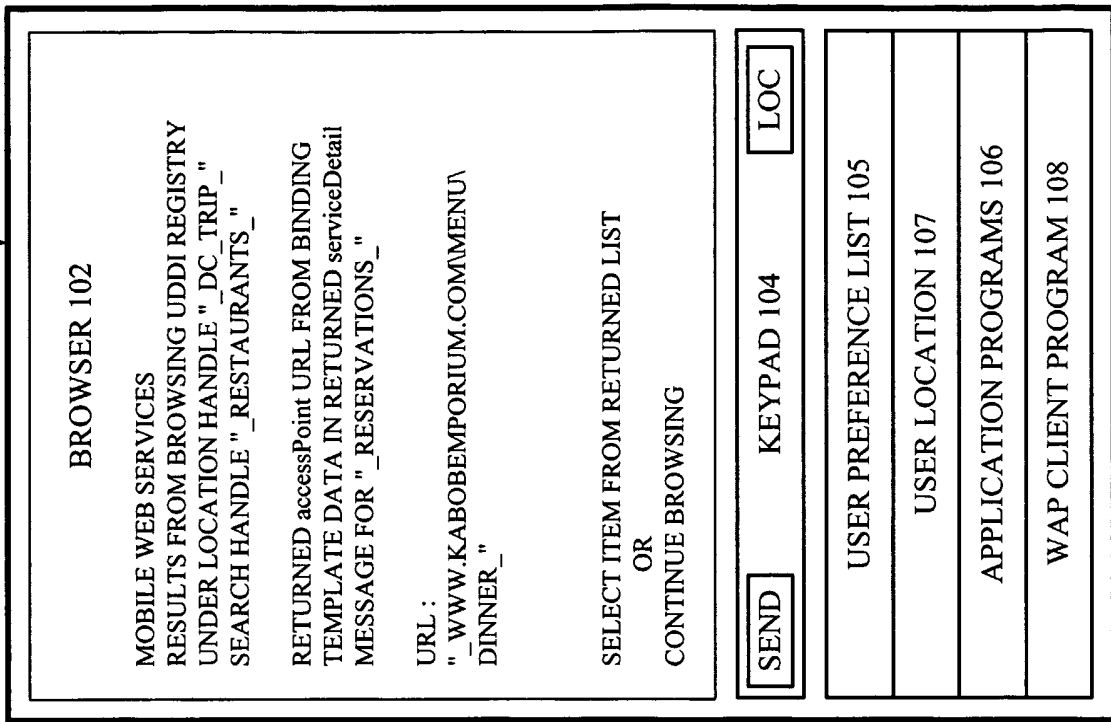


FIG. 1J

USER'S WIRELESS
DEVICE 100

BROWSER 102	
MOBILE WEB SERVICES	
ENTER LOCATION OR SEARCH HANDLE TO USE PROFILE FROM A PRIOR SEARCH	
ENTER LOCATION HANDLE: "_DC_TRIP_" ENTER SEARCH HANDLE: "_RESTAURANTS_"	
SELECT TYPE OF SEARCH:	
(1) GET WEB PAGES FROM WEB SITE (2) REPLAY UDDI REGISTRY SEARCH STRATEGY	
<input type="button" value="SEND"/>	<input type="button" value="LOC"/>
USER PREFERENCE LIST 105	
USER LOCATION 107	
APPLICATION PROGRAMS 106	
WAP CLIENT PROGRAM 108	

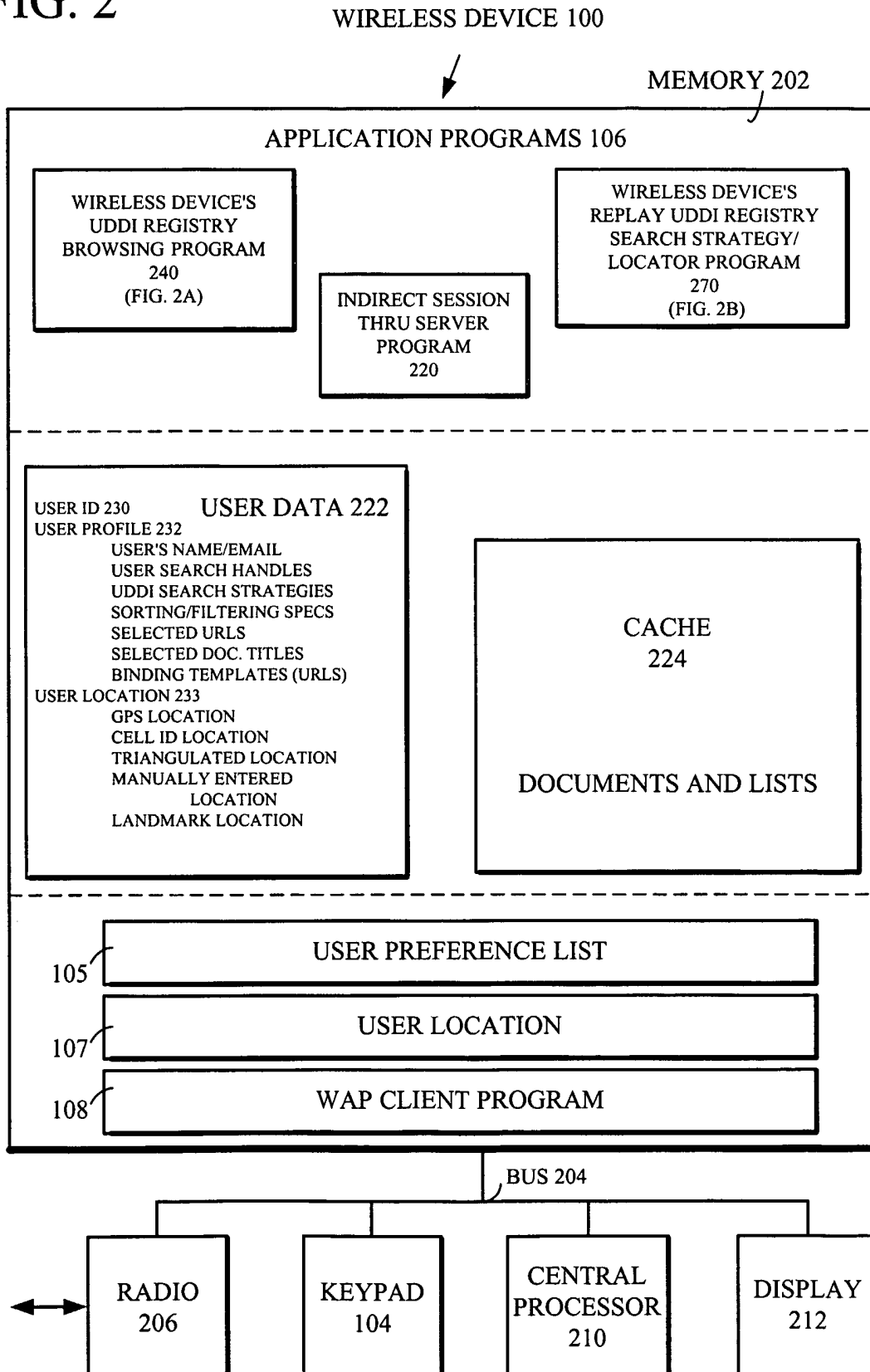
FIG. 1K

USER'S WIRELESS
DEVICE 100

BROWSER 102	
MOBILE WEB SERVICES	
RESULTS FROM REPLAYING UDDI SEARCH UNDER LOCATION HANDLE "_DC_TRIP_" AND SEARCH HANDLE "_RESTAURANTS_"	
RETURNED accessPoint URL FROM BINDING TEMPLATE DATA IN RETURNED serviceDetail MESSAGE FOR "_DINNER_"	
URLS: "_WWW.KEBABEMPORIUM.COM/RSVP/DINNER_" "_WWW.KEBABEMPORIUM.COM/SPECIALS/DINNER_" "_WWW.KEBABEMPORIUM.COM/MENU/DINNER_"	
SELECT ITEM FROM RETURNED LIST OR CONTINUE BROWSING	
<input type="button" value="SEND"/>	<input type="button" value="LOC"/>
USER PREFERENCE LIST 105	
USER LOCATION 107	
APPLICATION PROGRAMS 106	
WAP CLIENT PROGRAM 108	

FIG. 1L

FIG. 2



9/17

FIG. 2A

WIRELESS
DEVICE'S
UDDI
REGISTRY
BROWSING
PROGRAM
240

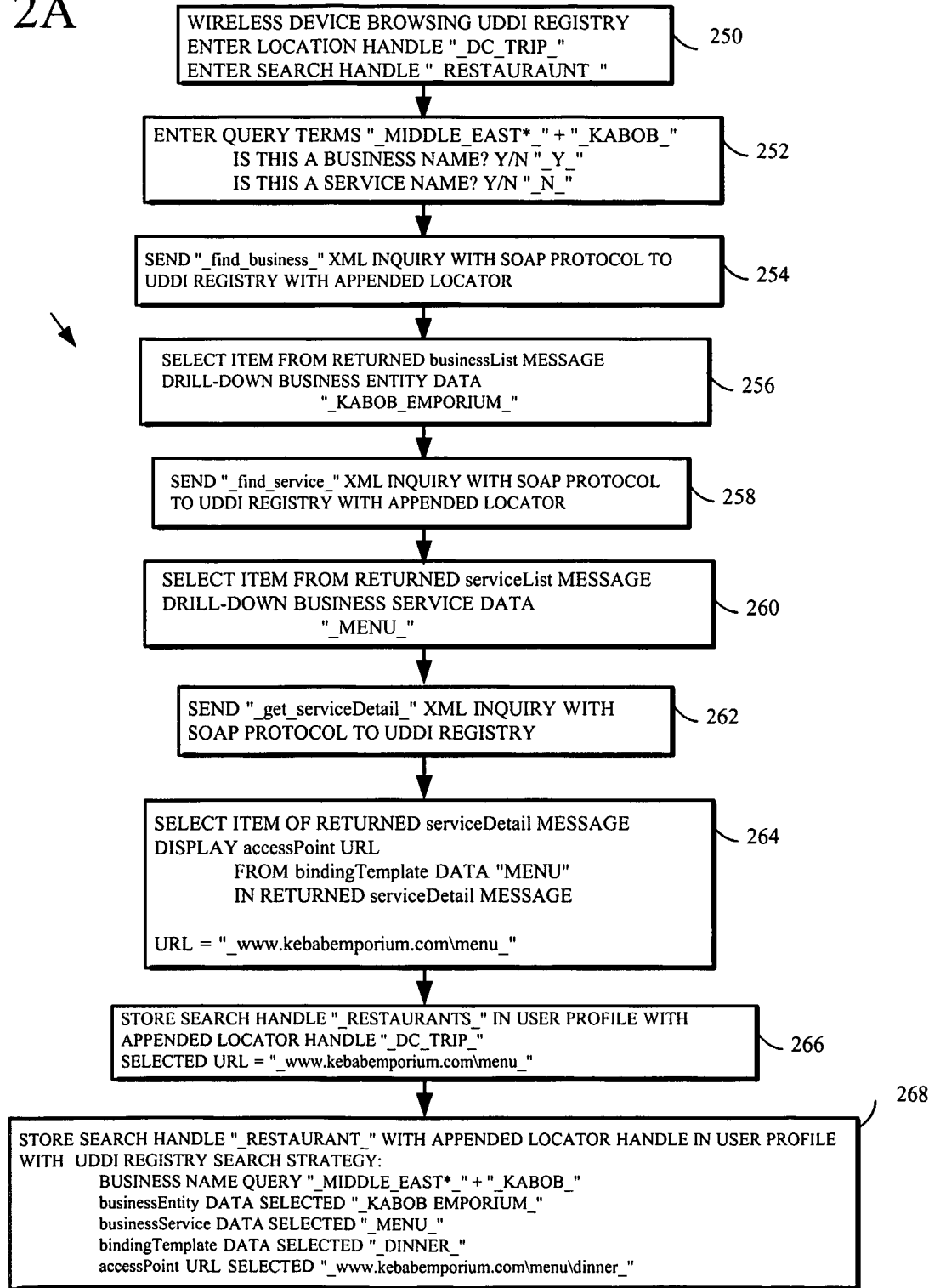


FIG. 2B

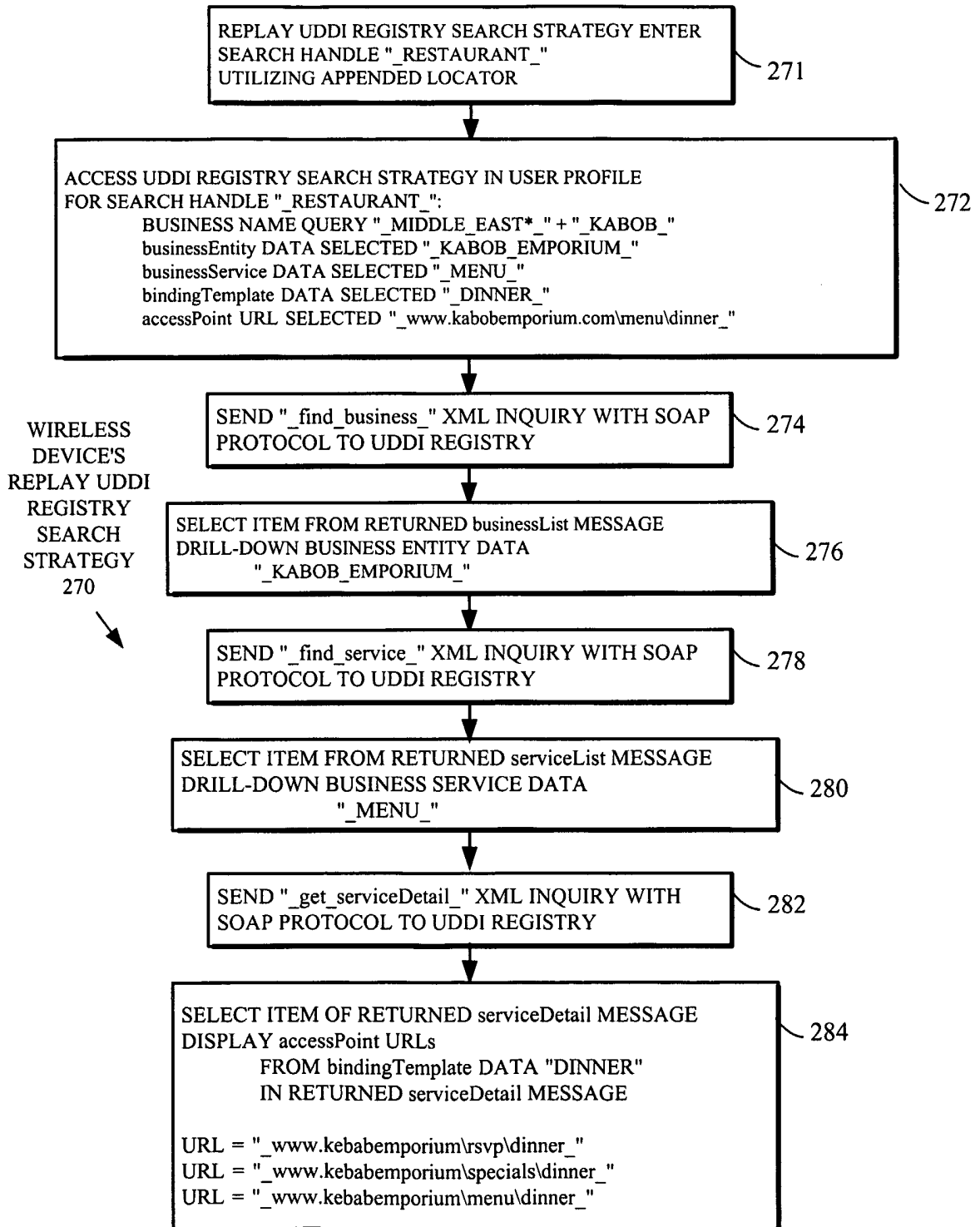


FIG. 3A

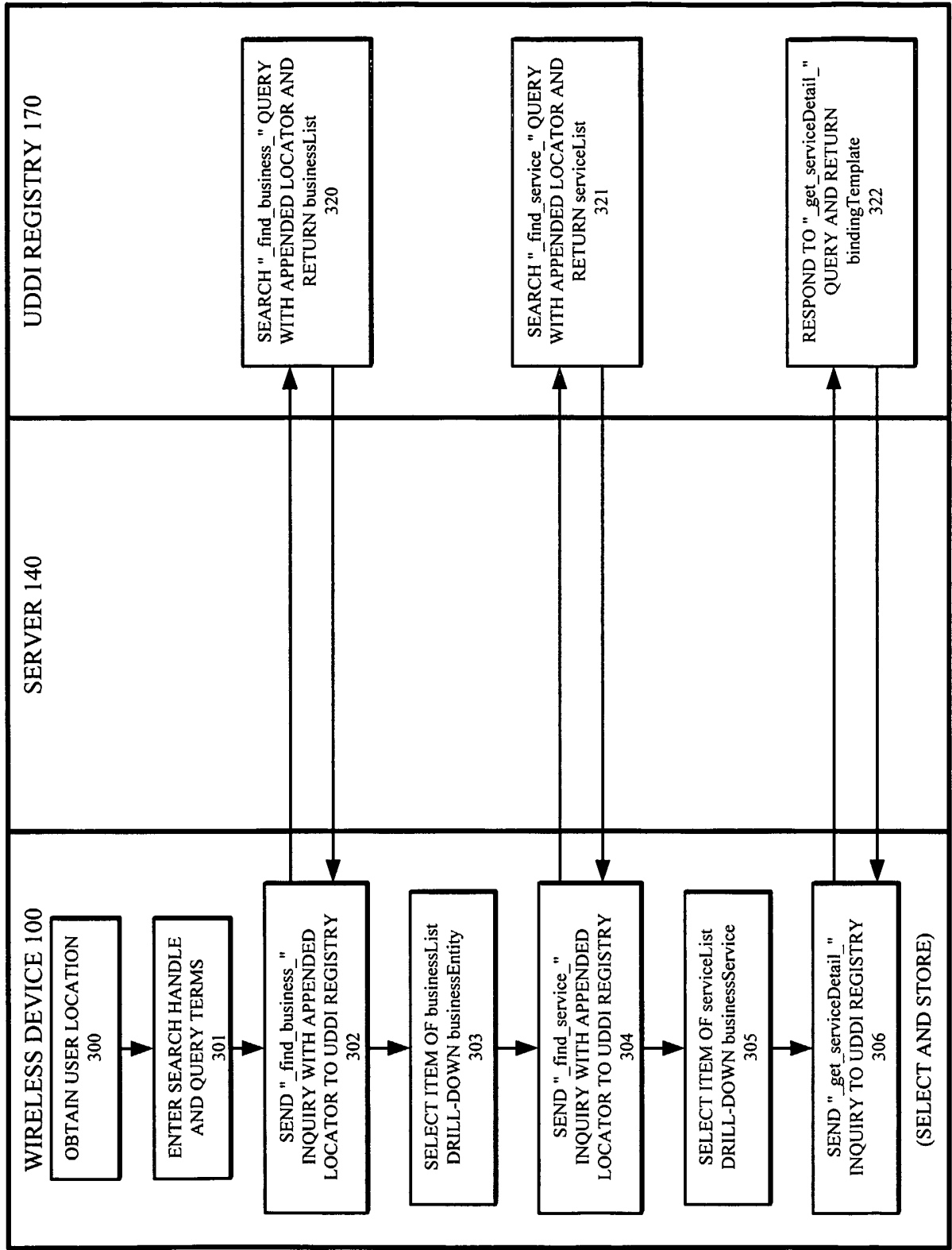


FIG. 3B

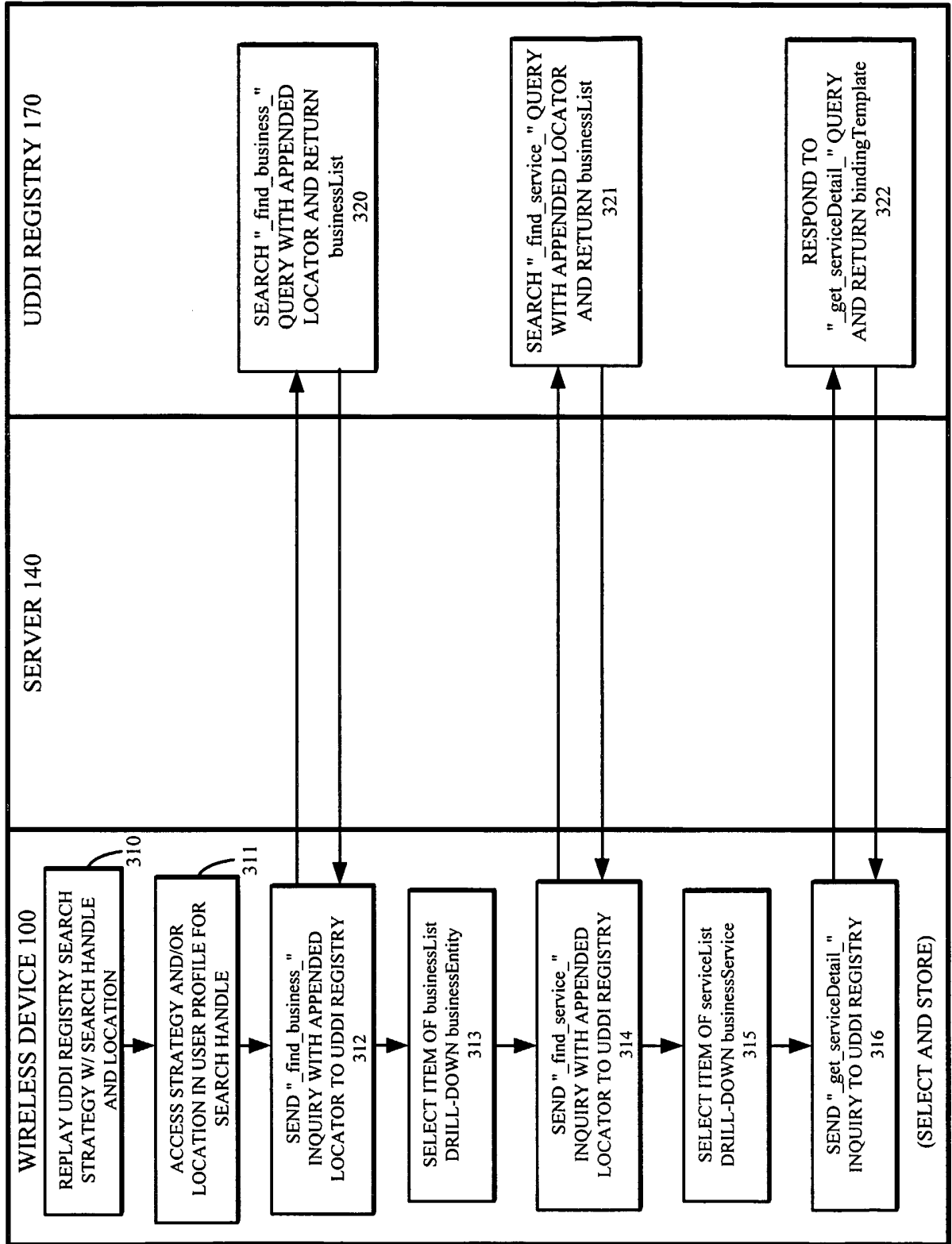


FIG. 4

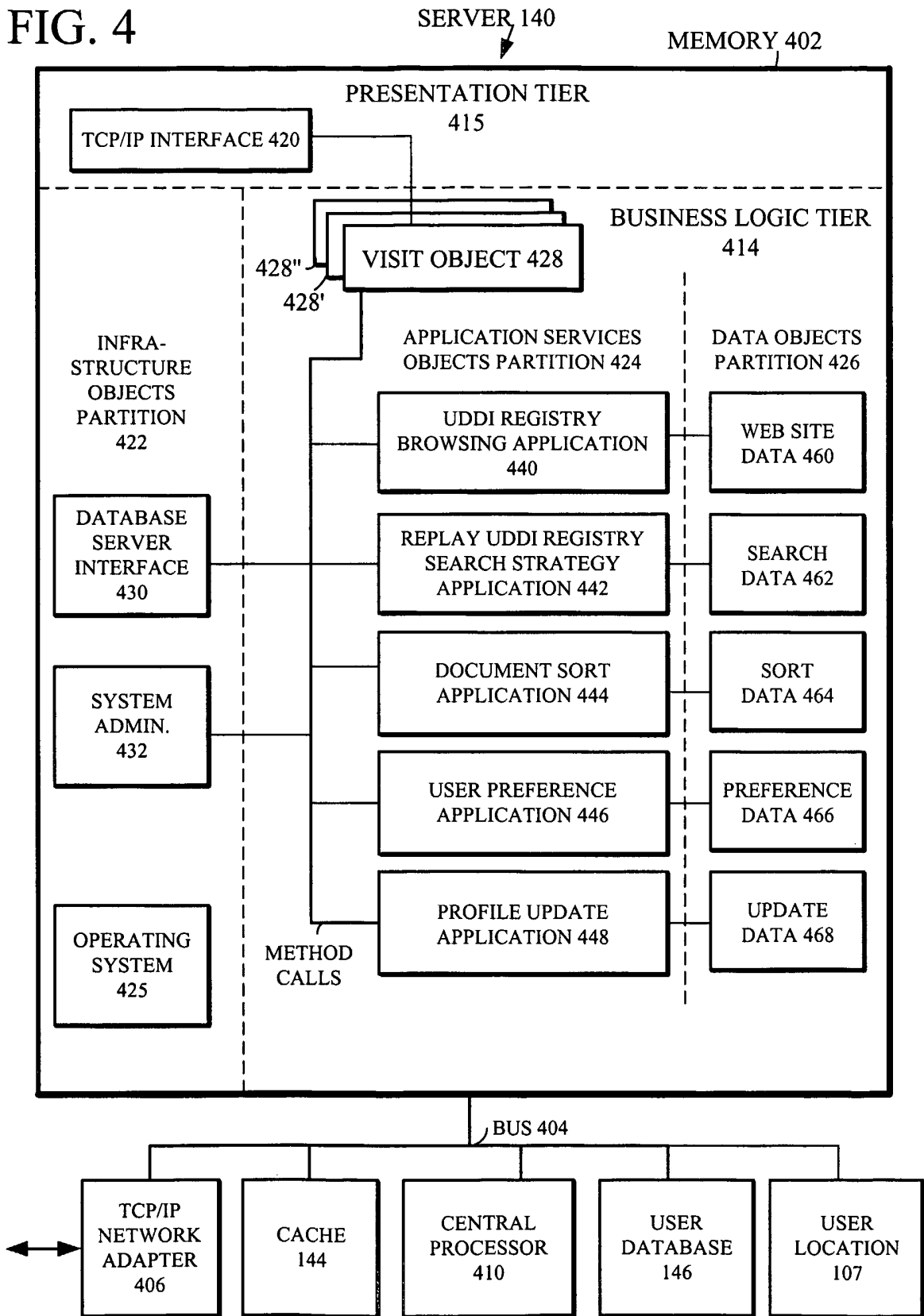


FIG. 4A

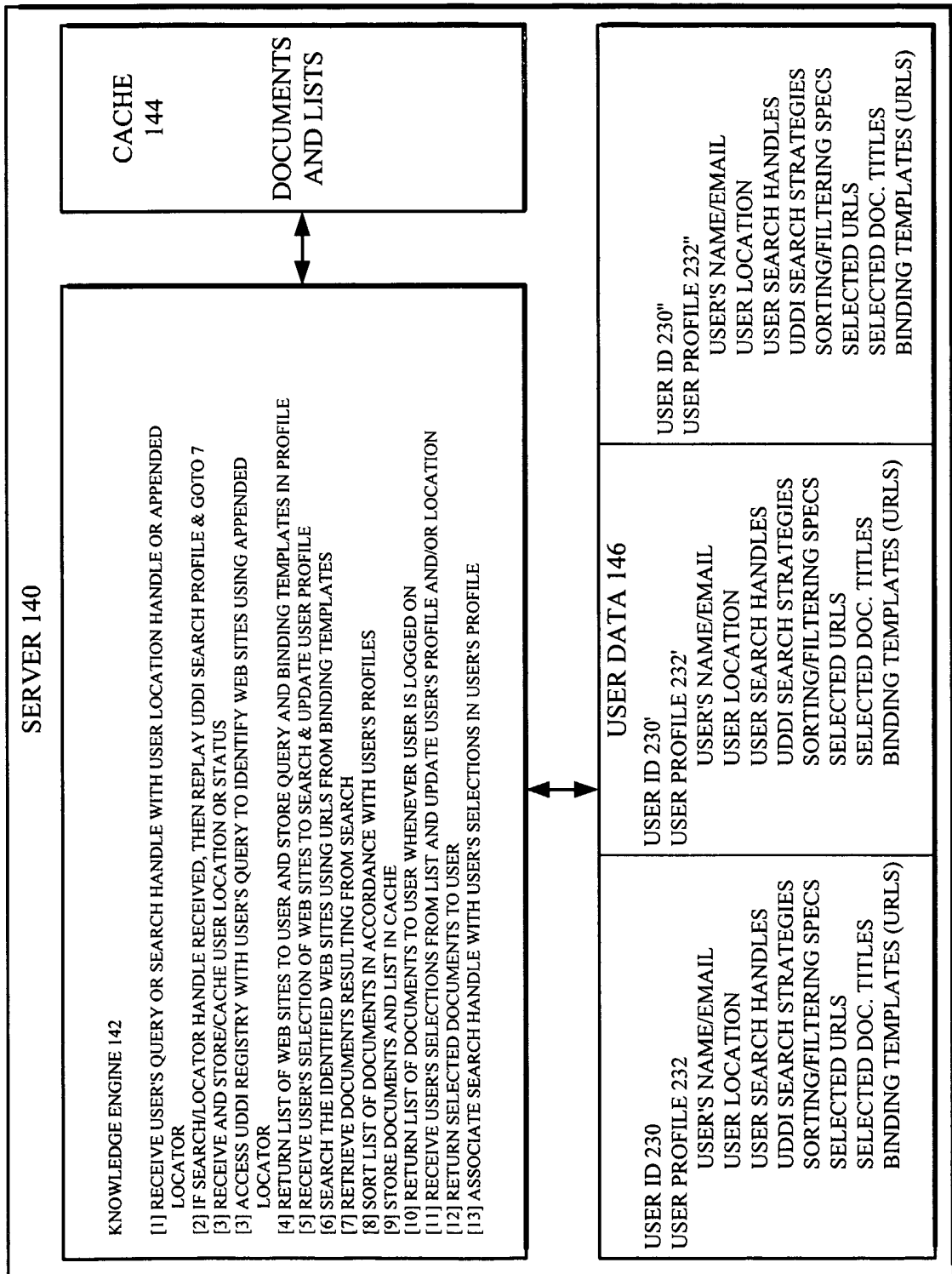
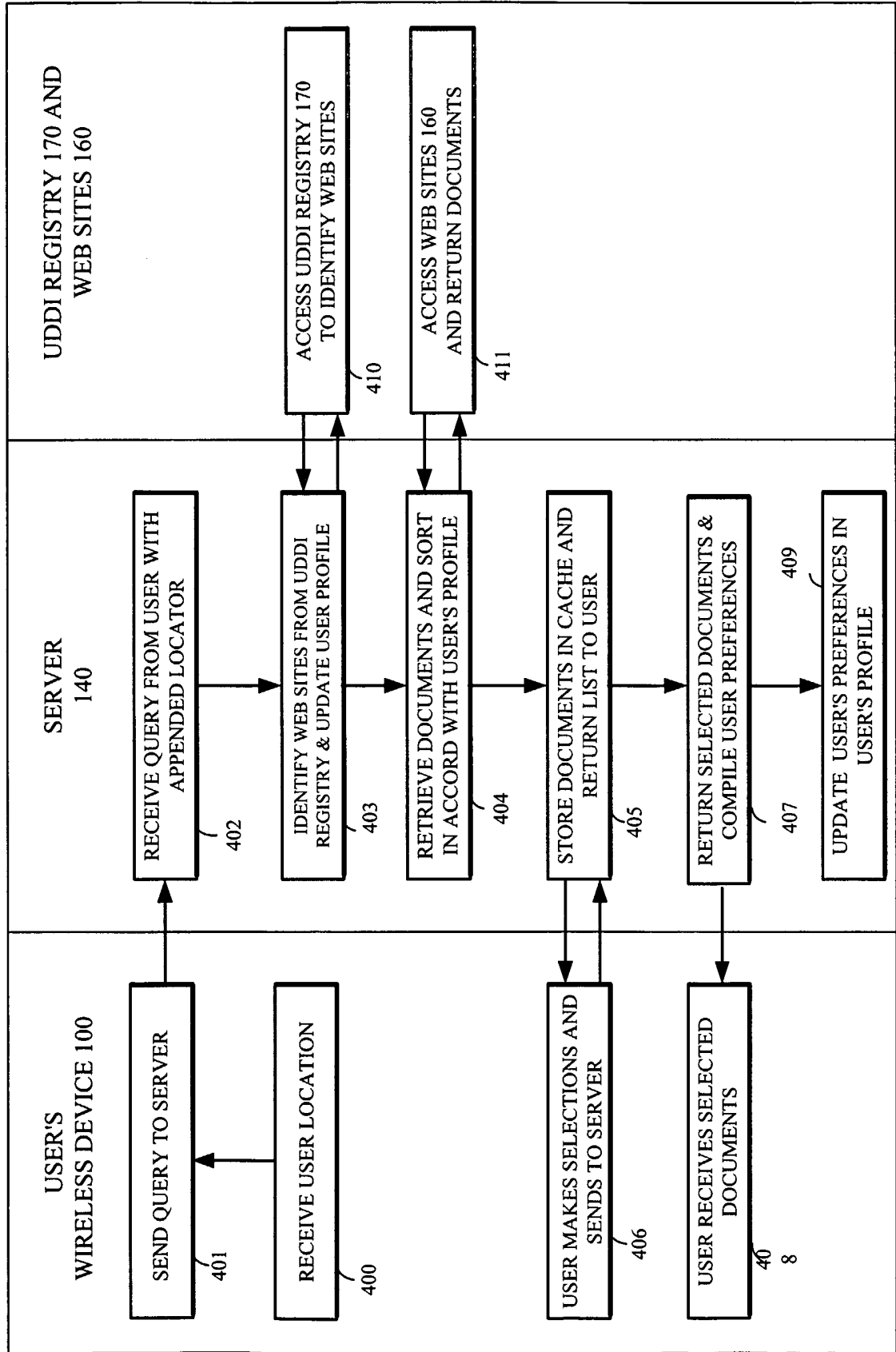


FIG. 4B



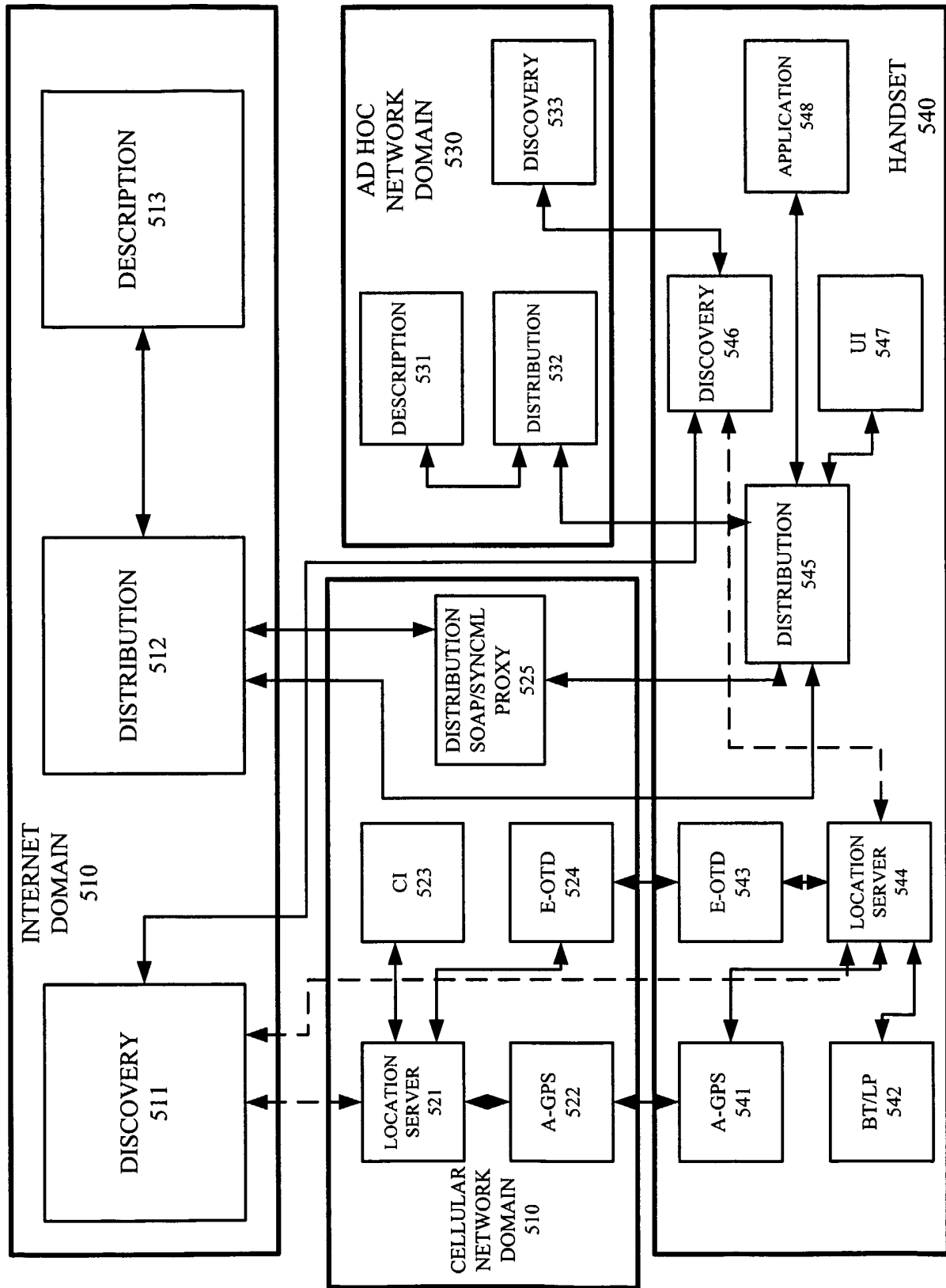


FIG. 5

FIG. 6

