



US00D733424S

(12) **United States Design Patent**
Lewis

(10) **Patent No.:** **US D733,424 S**

(45) **Date of Patent:** **** Jul. 7, 2015**

(54) **GOLF BAG WITH A FRONT OPENING**

(71) Applicant: **Donna Lewis**, Charlotte, NC (US)

(72) Inventor: **Donna Lewis**, Charlotte, NC (US)

(**) Term: **14 Years**

(21) Appl. No.: **29/473,249**

(22) Filed: **Nov. 20, 2013**

(51) **LOC (10) Cl.** **03-01**

(52) **U.S. Cl.**
USPC **D3/255**

(58) **Field of Classification Search**
USPC D3/255, 254, 320; 206/315.2-315.8
CPC B62B 2202/404; A45C 2003/007;
A63B 55/08; A63B 55/00
See application file for complete search history.

(56) **References Cited**

U.S. PATENT DOCUMENTS

1,570,500 A	1/1926	Kennedy	
2,047,079 A	7/1936	MacMurray	
D202,635 S *	10/1965	Rashkow	D3/255
D205,363 S *	7/1966	Penna	D3/255
3,259,160 A *	7/1966	Penna	206/315.5
3,331,420 A *	7/1967	Wilkins	206/315.8
5,002,185 A	3/1991	Schurman	
5,469,960 A	11/1995	Yuill	
D422,137 S *	4/2000	Reimers	D3/255
D453,875 S *	2/2002	Schmitt, Jr.	D3/255
6,659,477 B2	12/2003	Jung	
D488,619 S *	4/2004	Klock	D3/255
D489,532 S *	5/2004	Reimers	D3/318

D501,993 S *	2/2005	Renahan et al.	D3/255
7,837,032 B2 *	11/2010	Smeltzer	206/315.5
D646,055 S *	10/2011	Dylina et al.	D3/255
D654,688 S *	2/2012	Lytle et al.	D3/254
D666,813 S *	9/2012	Brundl	D3/255
8,544,642 B1 *	10/2013	Lytle et al.	206/315.4
2008/0135431 A1	6/2008	Tan	
2008/0245689 A1	10/2008	He	
2009/0057180 A1 *	3/2009	Smeltzer	206/315.7
2010/0147714 A1	6/2010	Andochick	
2010/0294681 A1	11/2010	Dylina	

* cited by examiner

Primary Examiner — Deanna L Pratt

Assistant Examiner — Lilyana Bekic

(74) *Attorney, Agent, or Firm* — QuickPatents; Kevin Prince

(57) **CLAIM**

I claim the ornamental design for a golf bag with a front opening, as shown and described.

DESCRIPTION

FIG. 1 is a front bottom perspective view of a golf bag with a front opening, showing my new design in an open configuration;

FIG. 2 is a front elevational view thereof, illustrated in a closed configuration;

FIG. 3 is a rear elevational view of FIG. 2;

FIG. 4 is a right-side elevational view of FIG. 2;

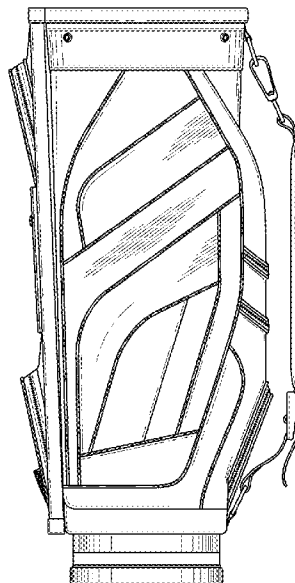
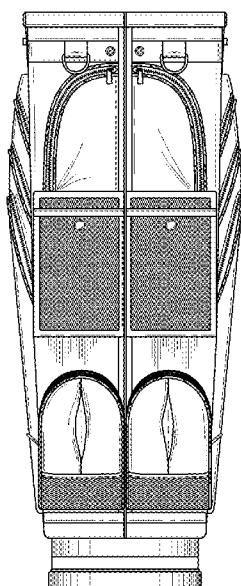
FIG. 5 is a left-side elevational view of FIG. 2;

FIG. 6 is a top plan view of FIG. 2; and,

FIG. 7 is a bottom plan view of FIG. 2.

The broken lines showing golf clubs in FIG. 1 depict environmental matter and form no part of the claimed design.

1 Claim, 3 Drawing Sheets



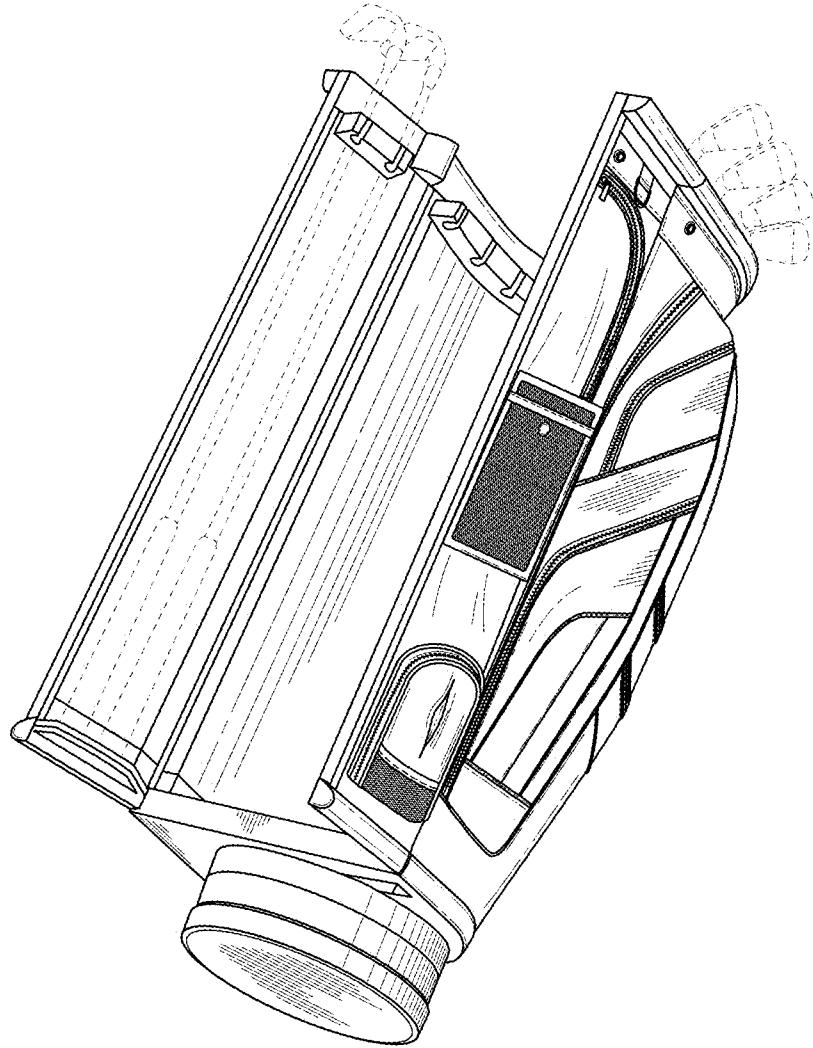


FIG. 1

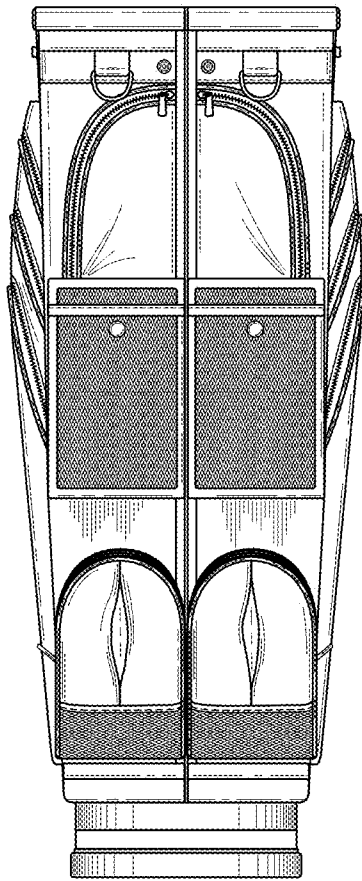


FIG. 2

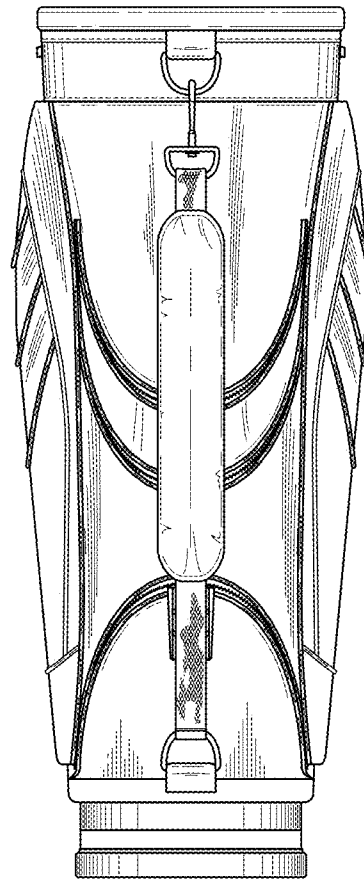


FIG. 3

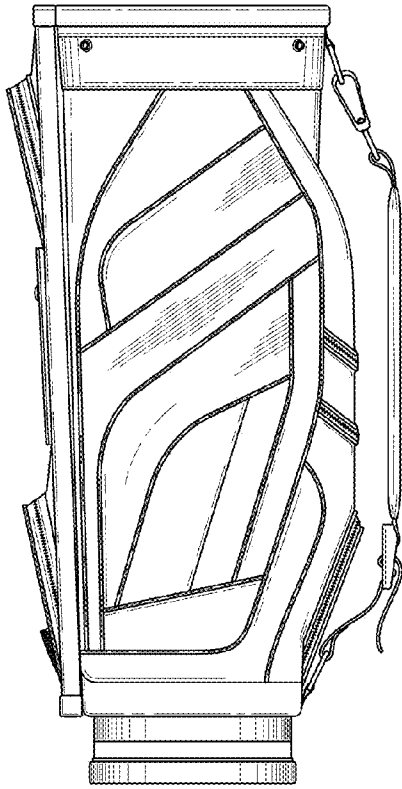


FIG. 4

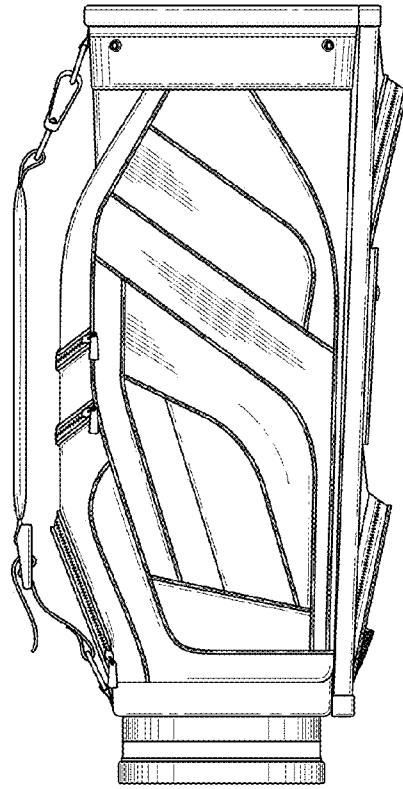


FIG. 5

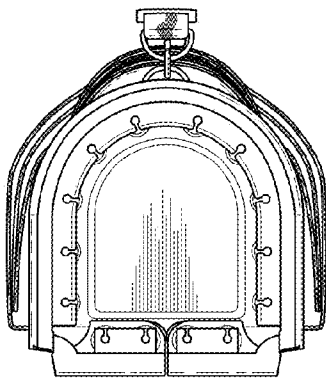


FIG. 6

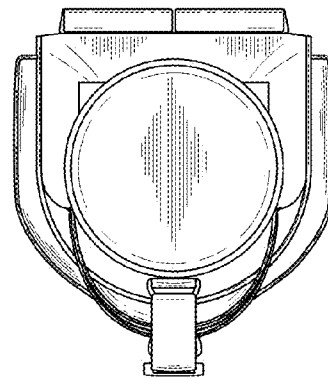


FIG. 7