



US00D450559B1

(12) **United States Design Patent**
Yu

(10) **Patent No.:** **US D450,559 S**

(45) **Date of Patent:** **** Nov. 20, 2001**

(54) **COMBINATION LOCK**

6,189,348 * 2/2001 Huang 70/18

(76) Inventor: **Chun-Te Yu**, No.253,Sec.3 Yen Hai Rd., Fu Shing Hsiang, Chang-Hwa Hsien (TW)

* cited by examiner

Primary Examiner—Jennifer Rivard
(74) *Attorney, Agent, or Firm*—Harrison & Egbert

(**) Term: **14 Years**

(57) **CLAIM**

(21) Appl. No.: **29/134,262**

I claim the ornamental design for a combination lock, as shown and described.

(22) Filed: **Dec. 19, 2000**

DESCRIPTION

(51) **LOC (7) Cl.** **08-07**

(52) **U.S. Cl.** **D8/331**

(58) **Field of Search** D8/330, 331, 333;
D11/201, 237; 70/14, 18, 30, 69, 233, 312,
22–29, 52, 291, 301, 286

FIG. 1 is an upper perspective view of the combination lock showing my design.

FIG. 2 is a front view thereof;

FIG. 3 is a back view thereof;

FIG. 4 is a side view thereof;

FIG. 5 is an opposite side view thereof;

FIG. 6 is a top view thereof; and,

FIG. 7 is a bottom view thereof.

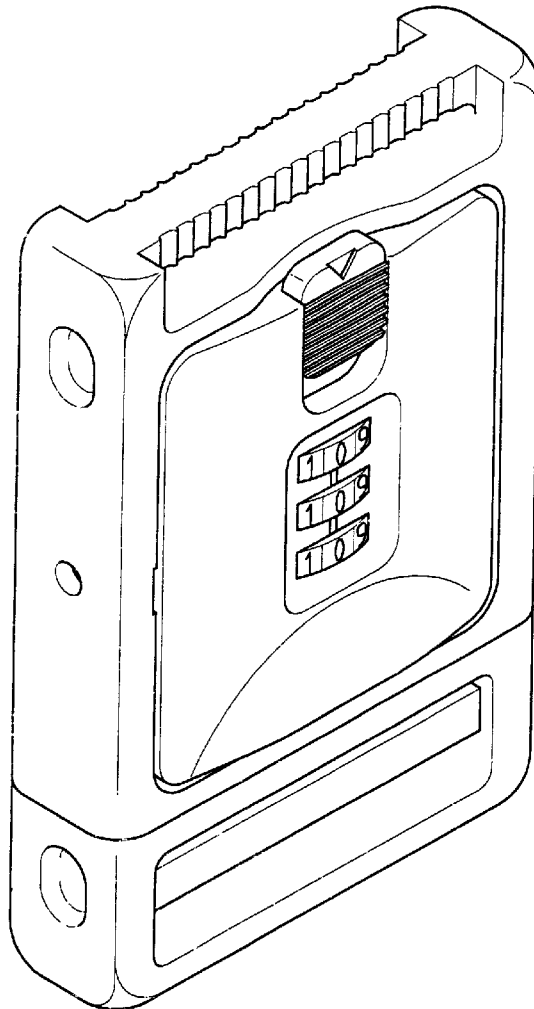
(56) **References Cited**

U.S. PATENT DOCUMENTS

5,517,836 * 5/1996 Hong 70/30

5,669,253 * 9/1997 Higgins 70/18

1 Claim, 4 Drawing Sheets



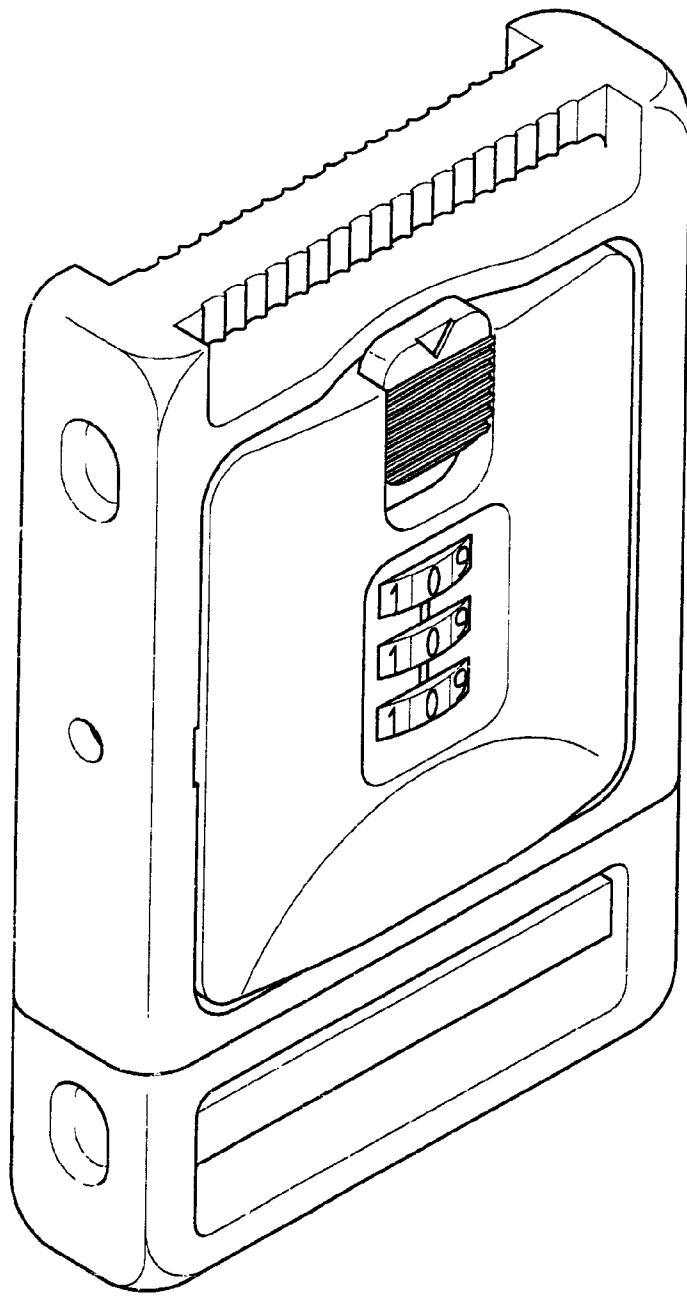


FIG.1

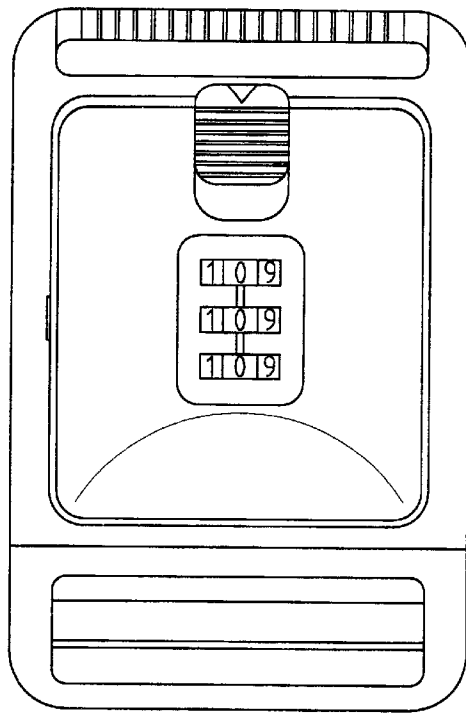


FIG. 2




FIG. 3

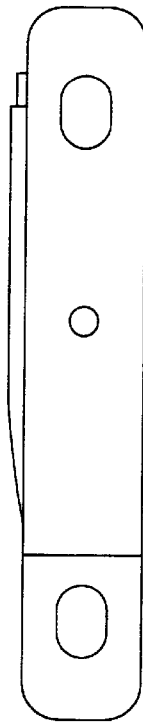


FIG. 4

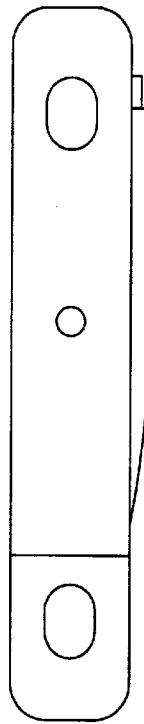


FIG. 5

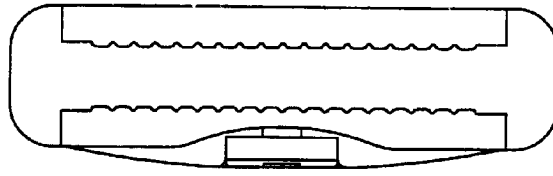


FIG. 6

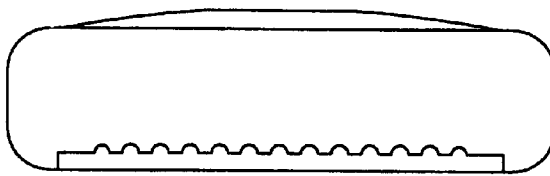


FIG. 7