

(12) INTERNATIONAL APPLICATION PUBLISHED UNDER THE PATENT COOPERATION TREATY (PCT)

(19) World Intellectual Property Organization  
International Bureau



(43) International Publication Date  
10 April 2003 (10.04.2003)

PCT

(10) International Publication Number  
**WO 03/029185 A1**

(51) International Patent Classification<sup>7</sup>: **C07C 217/56**,  
323/32, 255/54, C07D 213/62, 213/84, 295/08, A61K  
31/135, 31/4412, A61P 29/00, 25/00, 19/02

SI, SK, SL, TJ, TM, TN, TR, TT, TZ, UA, UG, US, UZ,  
VC, VN, YU, ZA, ZM, ZW.

(21) International Application Number: PCT/SE02/01803

(22) International Filing Date: 2 October 2002 (02.10.2002)

(25) Filing Language: English

(26) Publication Language: English

(30) Priority Data:  
0103325-7 4 October 2001 (04.10.2001) SE

(71) Applicant (for all designated States except US): **AS-  
TRAZENECA AB** [SE/SE]; S-151 85 Södertälje (SE).

(72) Inventors; and

(75) Inventors/Applicants (for US only): **CONNOLLY,  
Stephen** [GB/GB]; Astrazeneca R & D Charnwood,  
Bakewell Road, Loughborough, Leicestershire LE11 5RH  
(GB). **ERNST, Glen** [US/US]; Astrazeneca Wilmington,  
P.O. Box 15437, Wilmington, DE 19850-5437 (US).

(74) Agent: **GLOBAL INTELLECTUAL PROPERTY**; As-  
traZeneca AB, S-151 85 Södertälje (SE).

(81) Designated States (national): AE, AG, AL, AM, AT, AU,  
AZ, BA, BB, BG, BR, BY, BZ, CA, CH, CN, CO, CR, CU,  
CZ, DE, DK, DM, DZ, EC, EE, ES, FI, GB, GD, GE, GH,  
GM, HR, HU, ID, IL, IN, IS, JP, KE, KG, KP, KR, KZ, LC,  
LK, LR, LS, LT, LU, LV, MA, MD, MG, MK, MN, MW,  
MX, MZ, NO, NZ, OM, PH, PL, PT, RO, RU, SD, SE, SG,

(84) Designated States (regional): ARIPO patent (GH, GM,  
KE, LS, MW, MZ, SD, SL, SZ, TZ, UG, ZM, ZW),  
Eurasian patent (AM, AZ, BY, KG, KZ, MD, RU, TJ, TM),  
European patent (AT, BE, BG, CH, CY, CZ, DE, DK, EE,  
ES, FI, FR, GB, GR, IE, IT, LU, MC, NL, PT, SE, SK,  
TR), OAPI patent (BF, BJ, CF, CG, CI, CM, GA, GN, GQ,  
GW, ML, MR, NE, SN, TD, TG).

**Declarations under Rule 4.17:**

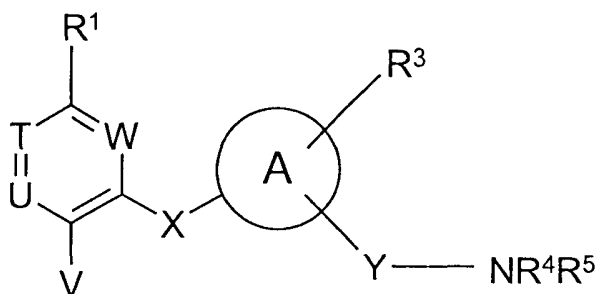
- as to applicant's entitlement to apply for and be granted  
a patent (Rule 4.17(ii)) for the following designations AE,  
AG, AL, AM, AT, AU, AZ, BA, BB, BG, BR, BY, BZ, CA, CH,  
CN, CO, CR, CU, CZ, DE, DK, DM, DZ, EC, EE, ES, FI,  
GB, GD, GE, GH, GM, HR, HU, ID, IL, IN, IS, JP, KE, KG,  
KP, KR, KZ, LC, LK, LR, LS, LT, LU, LV, MA, MD, MG, MK,  
MN, MW, MX, MZ, NO, NZ, OM, PH, PL, PT, RO, RU, SD,  
SE, SG, SI, SK, SL, TJ, TM, TN, TR, TT, TZ, UA, UG, UZ,  
VC, VN, YU, ZA, ZM, ZW, ARIPO patent (GH, GM, KE, LS,  
MW, MZ, SD, SL, SZ, TZ, UG, ZM, ZW), Eurasian patent  
(AM, AZ, BY, KG, KZ, MD, RU, TJ, TM), European patent  
(AT, BE, BG, CH, CY, CZ, DE, DK, EE, ES, FI, FR, GB,  
GR, IE, IT, LU, MC, NL, PT, SE, SK, TR), OAPI patent (BF,  
BJ, CF, CG, CI, CM, GA, GN, GQ, GW, ML, MR, NE, SN,  
TD, TG)
- of inventorship (Rule 4.17(iv)) for US only

**Published:**

- with international search report

For two-letter codes and other abbreviations, refer to the "Guid-  
ance Notes on Codes and Abbreviations" appearing at the begin-  
ning of each regular issue of the PCT Gazette.

(54) Title: NOVEL COMPOUNDS



(I)

(57) Abstract: There are provided novel compounds of formula (I) wherein A, R<sup>1</sup>, R<sup>3</sup>, R<sup>4</sup>, R<sup>5</sup>, T, U, V, W, X and Y are as defined in the specification, and pharmaceutically acceptable salts thereof; together with processes for their preparation, compositions containing them and their use in therapy. The compounds are inhibitors of nitric oxide synthase and are thereby particularly useful in the treatment or prophylaxis of inflammatory diseases, pain and CNS diseases.

WO 03/029185 A1

## NOVEL COMPOUNDS

Field of the Invention

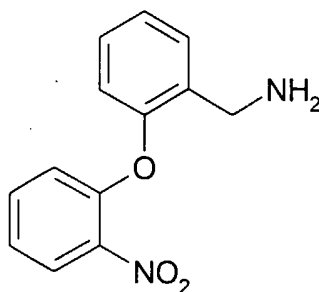
The present invention relates to novel phenylalkylamine derivatives, processes for their  
5 preparation, compositions containing them and their use in therapy.

Background of the Invention

Nitric oxide is produced in mammalian cells from L-arginine by the action of specific  
nitric oxide synthases (NOSs). These enzymes fall into two distinct classes - constitutive  
10 NOS (cNOS) and inducible NOS (iNOS). At the present time, two constitutive NOSs and  
one inducible NOS have been identified. Of the constitutive NOSs, an endothelial enzyme  
(eNOS) is involved with smooth muscle relaxation and the regulation of blood pressure  
and blood flow, whereas the neuronal enzyme (nNOS) appears to be involved in the  
regulation of various biological functions. Inducible NOS has been particularly implicated  
15 in the pathogenesis of inflammatory diseases. Regulation of these enzymes should  
therefore offer considerable potential in the treatment of a wide variety of disease states (J.  
E. Macdonald, *Ann. Rep. Med. Chem.*, 1996, **31**, 221 - 230).

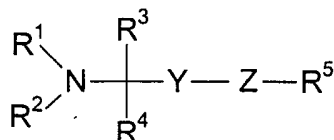
Considerable effort has been expended in efforts to identify compounds that act as specific  
20 inhibitors of one or more isoforms of the enzyme nitric oxide synthase. The use of such  
compounds in therapy has also been widely claimed.

2-(2-Nitrophenoxy)benzenemethanamine,



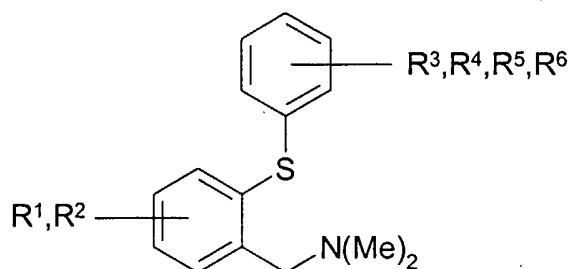
25 is disclosed in *Polish J. Chem.*, 1982, **56**, 1139-1144 as an intermediate in the synthesis of  
N,N'-disubstituted derivatives of dibenzo-[b,h]-tetrahydro-1,4,6-oxadiazonine.

WO 94/12163 discloses 2-nitroaryl compounds of general formula



5 that are regulators of nitric oxide synthase.

WO 97/17325 discloses compounds of general formula

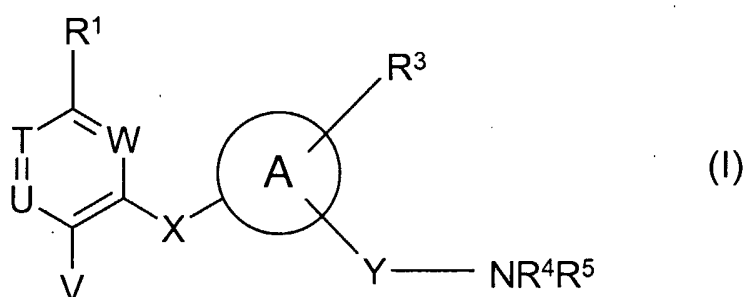


These compounds are serotonin re-uptake inhibitors useful in the treatment of depression.

10

### Disclosure of the invention

According to the present invention, there is provided a compound of formula (I)



15

wherein:

A represents a phenyl ring or A represents a C8 to 10 aromatic or partially aromatic bicyclic ring system;

20

$R^1$  represents C1 to 6 alkyl, C1 to 6 alkoxy, halogen, hydroxy, cyano, trifluoromethyl or  $NR^6R^7$ ;

$R^3$  represents hydrogen, C1 to 6 alkyl, C2 to 6 alkenyl, C3 to 6 cycloalkyl, C1 to 6 alkylthio, C1 to 6 alkoxy, halogen, hydroxy, cyano, trifluoromethyl or  $NR^8R^9$ ; said alkoxy group being optionally further substituted by hydroxy or by one or more fluorine atoms.

or  $R^3$  represents phenyl or a five or six membered aromatic heterocyclic ring containing 1 to 3 heteroatoms independently selected from O, S and N; said phenyl or aromatic heterocyclic ring being optionally substituted by one or more substituents selected independently from halogen, C1 to 4 alkyl, C1 to 4 alkoxy, hydroxy, cyano or  $NR^8R^9$ ; said alkyl or alkoxy group being optionally further substituted by one or more fluorine atoms;

$R^4$  and  $R^5$  independently represent hydrogen or C1 to 6 alkyl; said alkyl group being optionally substituted by OH, C1 to 6 alkoxy,  $NR^{10}R^{11}$  or phenyl; said phenyl group being optionally further substituted by C1 to 6 alkyl, C1 to 6 alkoxy, halogen, hydroxy, cyano or  $NR^{12}R^{13}$ ;

$R^6, R^7, R^8, R^9, R^{10}, R^{11}, R^{12}$  and  $R^{13}$  independently represent hydrogen or C1 to 6 alkyl; said alkyl group being optionally substituted by OH or C1 to 6 alkoxy;

or the groups  $NR^4R^5, NR^6R^7$  and  $NR^8R^9$  independently represent a 4 to 7 membered saturated azacyclic ring optionally incorporating one further heteroatom selected from O or N; said ring being optionally substituted by OH, C1 to 3 hydroxyalkyl or C1 to 3 alkoxy;

V represents cyano or nitro;

X represents O or  $S(O)_n$ ;

n represents an integer 0, 1 or 2;

Y represents C 1 to 6 alkyl;

5

Either one of T, U and W represents N and the other two independently represent  $CR^2$ ; or each of T, U and W represents  $CR^2$ ; and each  $R^2$  group independently represents hydrogen, C1 to 3 alkyl, C1 to 3 alkoxy or halogen;

10 or a pharmaceutically acceptable salt thereof;

with the proviso that when A represents phenyl, V represents nitro, Y represents  $CH_2$ , X represents S, each of T, U and W represents  $CR^2$  and the group  $Y-NR^4R^5$  is bonded to the phenyl ring ortho to X, then  $R^4$  and  $R^5$  do not both represent  $CH_3$ .

15

The compounds of formula I may exist in enantiomeric forms. Therefore, all enantiomers, diastereomers, racemates and mixtures thereof are included within the scope of the invention.

20

The compounds of formula (I) and their pharmaceutically acceptable salts have the advantage that they are inhibitors of the enzyme nitric oxide synthase (NOS). In general, the compounds of formula (I) and their pharmaceutically acceptable salts have the advantage that they are inhibitors of the inducible isoform of the enzyme nitric oxide synthase (iNOS). Certain compounds of formula (I) and their pharmaceutically acceptable salts have the advantage that they are additionally or alternatively inhibitors of the neuronal isoform of the enzyme nitric oxide synthase (nNOS). In general, compounds of formula (I) and their pharmaceutically acceptable salts have the advantage that they show good selectivity for the inhibition of iNOS and/or nNOS in comparison to the inhibition of the endothelial isoform, eNOS.

25

The invention further provides a process for the preparation of compounds of formula (I) or a pharmaceutically acceptable salt, enantiomer or racemate thereof.

30

According to the invention there is also provided a compound of formula (I), or a pharmaceutically acceptable salt thereof, for use as a medicament.

5 Another aspect of the invention provides the use of a compound of formula (I) or a pharmaceutically acceptable salt thereof, in the manufacture of a medicament, for the treatment or prophylaxis of diseases or conditions in which inhibition of nitric oxide synthase activity is beneficial.

10 Another aspect of the invention provides the use of a compound of formula (I) or a pharmaceutically acceptable salt thereof, in the manufacture of a medicament, for the treatment or prophylaxis of diseases or conditions in which inhibition of iNOS activity is beneficial.

15 Another aspect of the invention provides the use of a compound of formula (I) or a pharmaceutically acceptable salt thereof, in the manufacture of a medicament, for the treatment or prophylaxis of diseases or conditions in which inhibition of nNOS activity is beneficial.

20 Another aspect of the invention provides the use of a compound of formula (I) or a pharmaceutically acceptable salt thereof, in the manufacture of a medicament, for the treatment or prophylaxis of inflammatory disease.

25 Another aspect of the invention provides the use of a compound of formula (I) or a pharmaceutically acceptable salt thereof, in the manufacture of a medicament, for the treatment or prophylaxis of CNS disease.

According to the invention, there is also provided a method of treating, or reducing the risk of, diseases or conditions in which inhibition of nitric oxide synthase activity is beneficial  
30 which comprises administering to a person suffering from or at risk of, said disease or condition, a therapeutically effective amount of a compound of formula (I) or a pharmaceutically acceptable salt thereof.

There is also provided a method of treating, or reducing the risk of, inflammatory disease in a person suffering from or at risk of, said disease, wherein the method comprises administering to the person a therapeutically effective amount of a compound of formula (I) or a pharmaceutically acceptable salt thereof.

There is also provided a method of treating, or reducing the risk of, CNS disease in a person suffering from or at risk of, said disease, wherein the method comprises administering to the person a therapeutically effective amount of a compound of formula (I) or a pharmaceutically acceptable salt thereof.

The compounds of the present invention may also be used advantageously in combination with a second pharmaceutically active substance; particularly in combination with a cyclooxygenase inhibitor; more particularly in combination with a selective inhibitor of the inducible isoform of cyclooxygenase (COX-2). Thus, in a further aspect of the invention there is provided the use of a compound of formula (I) or a pharmaceutically acceptable salt thereof, in combination with a COX-2 inhibitor in the manufacture of a medicament for the treatment of inflammation, inflammatory disease and inflammatory related disorders. And there is also provided a method of treating, or reducing the risk of, inflammation, inflammatory disease and inflammatory related disorders in a person suffering from or at risk of, said disease or condition, wherein the method comprises administering to the person a therapeutically effective amount of a compound of formula (I) or a pharmaceutically acceptable salt thereof in combination with a COX-2 inhibitor.

In one embodiment, X in formula (I) represents oxygen.

In another embodiment, X in formula (I) represents  $S(O)_n$  and n represents 0.

In one embodiment, V in formula (I) represents cyano.

In one embodiment, A in formula (I) represents phenyl.

In one embodiment,  $R^3$  in formula (I) represents hydrogen, C1 to 6 alkoxy, hydroxy, or optionally substituted phenyl.

In one embodiment,  $R^4$  and  $R^5$  in formula (I) independently represent hydrogen or methyl.

5

In one embodiment, Y in formula (I) represents  $CH_2$ .

In one embodiment, T, U and W in formula (I) each independently represent CH or CF.

10 In another embodiment, T represents N and U and W each independently represent CH or CF.

In another embodiment, W represents N and T and U each independently represent CH or CF.

15

In one embodiment, A represents phenyl,  $R^1$  represents C1 to 6 alkyl, C1 to 6 alkoxy, halogen, hydroxy, cyano, trifluoromethyl or  $NR^6R^7$ ; X represents oxygen or  $S(O)_n$  and n represents 0; V represents cyano;  $R^3$  represents hydrogen, C1 to 6 alkoxy, hydroxy, or optionally substituted phenyl;  $R^4$  and  $R^5$  independently represent hydrogen or methyl; Y represents  $CH_2$ ; and T, U and W in formula (I) each independently represent CH or CF; or T represents N and U and W each independently represent CH or CF; or W represents N and T and U each independently represent CH or CF.

25 In one embodiment, A represents a phenyl ring;  $R^3$  represents hydrogen, C1 to 6 alkyl, C3 to 6 cycloalkyl, C1 to 6 alkylthio, C1 to 6 alkoxy, halogen, hydroxy, cyano, trifluoromethyl or  $NR^8R^9$ ; or  $R^3$  represents phenyl or a five or six membered aromatic heterocyclic ring containing 1 to 3 heteroatoms independently selected from O, S and N; said phenyl or aromatic heterocyclic ring being optionally substituted by one or more substituents selected



independently from halogen, C1 to 4 alkyl, C1 to 4 alkoxy, hydroxy, cyano or  $\text{NR}^8\text{R}^9$ ; said alkyl or alkoxy group being optionally further substituted by one or more fluorine atoms;  $\text{R}^4$  and  $\text{R}^5$  independently represent hydrogen or C1 to 6 alkyl; said alkyl group being optionally substituted by OH, C1 to 6 alkoxy or phenyl; said phenyl group being optionally further substituted by C1 to 6 alkyl, C1 to 6 alkoxy, halogen, hydroxy, cyano or  $\text{NR}^{12}\text{R}^{13}$ ; and all other groups are as defined in formula (I) above.

Particular compounds of the invention include:

- 3-(5-methoxy-2-nitrophenoxy)benzenemethanamine;
- 10 3-(5-methyl-2-nitrophenoxy)benzenemethanamine;
- 3-(5-chloro-2-nitrophenoxy)benzenemethanamine;
- 3-(5-fluoro-2-nitrophenoxy)benzenemethanamine;
- 3-(5-methylamino-2-nitrophenoxy)benzenemethanamine;
- 3-(5-methyl-2-nitrophenylthio)benzenemethanamine;
- 15 2-[3-(aminomethyl)phenoxy]-4-chlorobenzonitrile;
- 4-chloro-2-[3-hydroxy-5-[(methylamino)methyl]phenoxy]benzonitrile;
- 4-chloro-2-[3-methoxy-5-[(methylamino)methyl]phenoxy]benzonitrile;
- 4-chloro-2-(3-methylaminomethyl-phenoxy)-benzonitrile;
- 4-chloro-2-(4-methoxy-3-methylaminomethyl-phenoxy)-benzonitrile;
- 20 4-chloro-2-(2-methoxy-3-methylaminomethyl-phenoxy)-benzonitrile;
- 4-chloro-2-(2-methoxy-4-methylaminomethyl-phenoxy)-benzonitrile;
- 4-chloro-2-(3-methoxy-4-methylaminomethyl-phenoxy)-benzonitrile;
- 2-(4-bromo-3-methylaminomethyl-phenoxy)-4-trifluoromethyl-benzonitrile;
- 2-(2-methylaminomethyl-biphenyl-4-yloxy)-4-trifluoromethyl-benzonitrile;
- 25 4-chloro-2-[2-hydroxy-3-(methylaminomethyl)phenoxy]benzonitrile;
- 4-chloro-2-[2-ethoxy-3-(methylaminomethyl)phenoxy]benzonitrile;
- 4-chloro-2-[2-(2-fluoroethoxy)-3-(methylaminomethyl)phenoxy]benzonitrile;
- 4-chloro-2-[3-methylaminomethyl-2-(2,2,2-trifluoroethoxy)phenoxy]-benzonitrile;
- 4-chloro-2-(3-methylaminomethyl-2-propoxyphenoxy)benzonitrile;
- 30 4-chloro-2-[2-(2-hydroxyethoxy)-3-(methylaminomethyl)phenoxy]-benzonitrile;
- 4-chloro-2-[2-ethoxy-4-(methylaminomethyl)phenoxy]benzonitrile;

- 4-chloro-2-[4-(methylaminomethyl)naphthalen-1-yloxy]benzonitrile;  
4-chloro-2-[3-(dimethylaminomethyl)phenoxy]benzonitrile;  
4-chloro-2-{3-[(2-(hydroxyethyl)amino)methyl]phenoxy}benzonitrile;  
4-chloro-2-{3-[(2-methoxyethylamino)methyl]phenoxy}benzonitrile;  
5 4-chloro-2-[3-(propylaminomethyl)phenoxy]benzonitrile;  
4-chloro-2-{3-[(2-dimethylaminoethylamino)methyl]phenoxy}benzonitrile;  
4-chloro-2-{3-[(3-hydroxypropylamino)methyl]phenoxy}benzonitrile;  
4-chloro-2-[3-(pyrrolidin-1-ylmethyl)phenoxy]benzonitrile;  
4-chloro-5-fluoro-2-(2-methoxy-3-methylaminomethylphenoxy)benzonitrile;  
10 4-bromo-2-(2-methoxy-3-methylaminomethyl-phenoxy)-benzonitrile;  
2-(2-methoxy-3-methylaminomethyl-phenoxy)-6-trifluoromethyl-nicotinonitrile;  
4-methoxy-2-(2-methoxy-3-methylaminomethyl-phenoxy)-benzonitrile;  
3-fluoro-2-(2-methoxy-3-(methylaminomethyl)phenoxy)-4-methyl-benzonitrile;  
2-(2-methoxy-3-methylaminomethyl-phenoxy)-6-methyl-nicotinonitrile;  
15 6-ethyl-2-(2-methoxy-3-methylaminomethyl-phenoxy)-nicotinonitrile;  
4-methyl-2-(3-methylaminomethyl-phenoxy)-benzonitrile;  
6-methyl-2-(3-methylaminomethyl-phenoxy)-nicotinonitrile;  
4-chloro-2-(5-methylamino-5,6,7,8-tetrahydronaphthalen-1-yloxy)-benzonitrile;  
4-chloro-2-(1-methylaminoindan-4-yloxy)benzonitrile;  
20 [2-methoxy-3-(5-methyl-2-nitrophenoxy)benzyl]methylamine;  
4-chloro-2-(3-dimethylaminomethyl-2-ethylphenoxy)benzonitrile;  
2-(3-aminomethyl-2-ethyl-phenoxy)-4-chloro-benzonitrile;  
4-chloro-2-(2-ethyl-3-methylaminomethyl-phenoxy)-benzonitrile;  
4-chloro-2-(3-dimethylaminomethyl-2-propylphenoxy)-benzonitrile;  
25 2-(3-aminomethyl-2-propyl-phenoxy)-4-chloro-benzonitrile;  
4-chloro-2-(3-methylaminomethyl-2-propyl-phenoxy)-benzonitrile;  
2-(2-allyl-4-methylaminomethyl-phenoxy)-4-chlorobenzonitrile;  
4-chloro-2-(3-dimethylaminomethyl-4-fluorophenoxy)benzonitrile;  
4-chloro-2-(4-fluoro-3-methylaminomethyl-phenoxy)-benzonitrile;  
30 2-(2-methoxy-3-methylaminomethyl-phenoxy)-4-trifluoromethyl-benzonitrile;  
2-(4-methylaminomethyl-3-phenyl-phenoxy)-4-trifluoromethyl-benzonitrile;  
4-chloro-2-(3-dimethylaminomethyl-2-methylsulfanyl-phenoxy)-benzonitrile;

4-chloro-2-(3-aminomethyl-2-methylsulfanyl-phenoxy)-benzonitrile;  
4-chloro-2-(2-methylsulfanyl-3-methylaminomethyl-phenoxy)-benzonitrile;  
4-chloro-2-(3-dimethylaminomethyl-2-ethylsulfanyl-phenoxy)-benzonitrile;  
4-chloro-2-(3-aminomethyl-2-ethylsulfanyl-phenoxy)-benzonitrile;  
5 4-chloro-2-(2-ethylsulfanyl-3-methylaminomethyl-phenoxy)-benzonitrile;  
and pharmaceutically acceptable salts thereof.

Unless otherwise indicated, the term "C1 to 6 alkyl" referred to herein denotes a straight or  
branched chain alkyl group having from 1 to 6 carbon atoms. Examples of such groups  
10 include methyl, ethyl, n-propyl, i-propyl, n-butyl, i-butyl and t-butyl.

The terms "C1 to 3 alkyl" and "C1 to 4 alkyl" are to be interpreted analogously.

Unless otherwise indicated, the term "C1 to 6 alkoxy" referred to herein denotes a straight  
15 or branched chain alkoxy group having from 1 to 6 carbon atoms. Examples of such groups  
include methoxy, ethoxy, n-propoxy, i-propoxy and t-butoxy.

The terms "C1 to 3 alkoxy", "C1 to 4 alkoxy" and "C1 to 6 alkylthio" are to be interpreted  
analogously.

20

Unless otherwise indicated, the term "C1 to 3 hydroxyalkyl" referred to herein denotes a  
straight or branched chain alkyl group having from 1 to 3 carbon atoms substituted by OH.  
Examples of such groups include hydroxymethyl, 1-hydroxyethyl, 2-hydroxyethyl and 2-  
hydroxy-2-methylethyl.

25

Unless otherwise indicated, the term "C2 to 6 alkenyl" referred to herein denotes a straight  
or branched chain alkyl group having from 2 to 6 carbon atoms and including a carbon-  
carbon double bond. Examples of such groups include ethenyl, 1-propenyl, 2-propenyl and  
butenyl.

30

Unless otherwise indicated, the term "C3 to 6 cycloalkyl" referred to herein denotes a carbocyclic ring having from 3 to 6 carbon atoms. Examples of such groups include cyclopropyl, cyclopentyl and cyclohexyl.

5 Halogen represents fluoro, chloro, bromo or iodo.

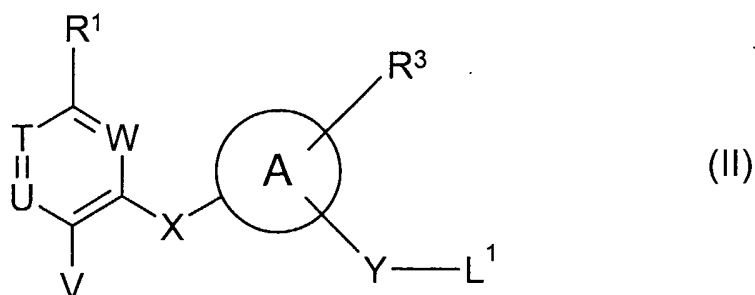
Examples of a C8 to 10 aromatic or partially aromatic bicyclic ring system include indanyl, naphthyl and tetrahydronaphthyl.

10 Examples of a five or six membered aromatic heterocyclic ring containing 1 to 3 heteroatoms independently selected from O, S and N include furan, thiophene, pyrrole, thiazole, oxazole, imidazole, pyridine, pyrimidine and pyrazine.

Examples of a 4 to 7 membered saturated azacyclic ring optionally incorporating one  
15 further heteroatom selected from O or N include pyrrolidine, piperidine, piperazine, morpholine and perhydroazepine.

According to the invention, we further provide a process for the preparation of compounds of formula (I), or a pharmaceutically acceptable salt, enantiomer or racemate thereof which  
20 comprises:

(a) reaction of a compound of formula (II)



25 wherein A, R<sup>1</sup>, R<sup>3</sup>, T, U, V, W, X and Y are as defined in formula (I) and L<sup>1</sup> is a leaving group,

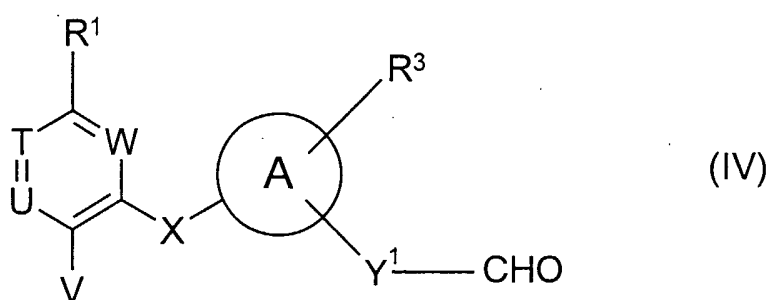
with a compound of formula (III)



wherein  $\text{R}^4$  and  $\text{R}^5$  are as defined in formula (I); or

5

(b) reductive amination of a compound of formula (IV)



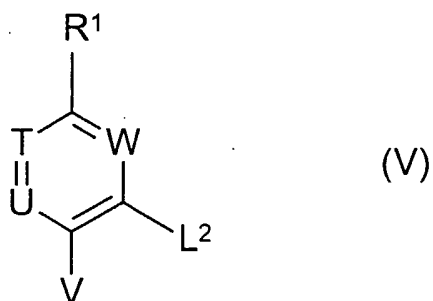
10 wherein A,  $\text{R}^1$ ,  $\text{R}^3$ , T, U, V, W and X are as defined in formula (I) and  $\text{Y}^1\text{-CH}_2$  represents Y as defined in formula (I),

with a compound of formula (III)



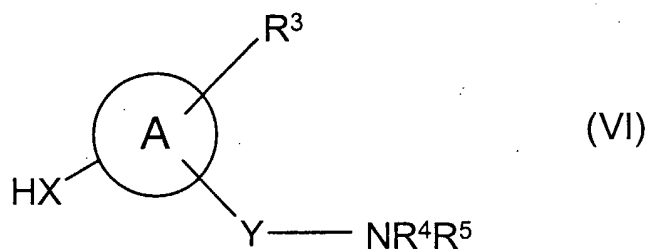
15 wherein  $\text{R}^4$  and  $\text{R}^5$  are as defined in formula (I); or

(c) reaction of a compound of formula (V)



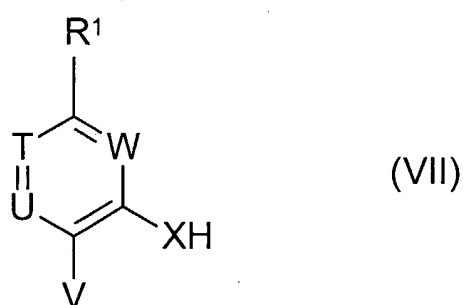
20 wherein  $\text{R}^1$ , T, U, V and W are as defined in formula (I) and  $\text{L}^2$  is a leaving group,

with a compound of formula (VI)

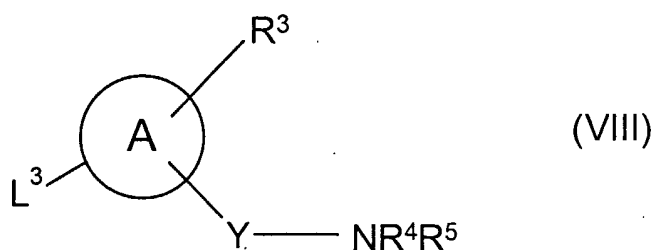


5 wherein  $A$ ,  $R^3$ ,  $R^4$ ,  $R^5$  and  $Y$  are as defined in formula (I) and  $X$  is O or S; or

(d) reaction of a compound of formula (VII)



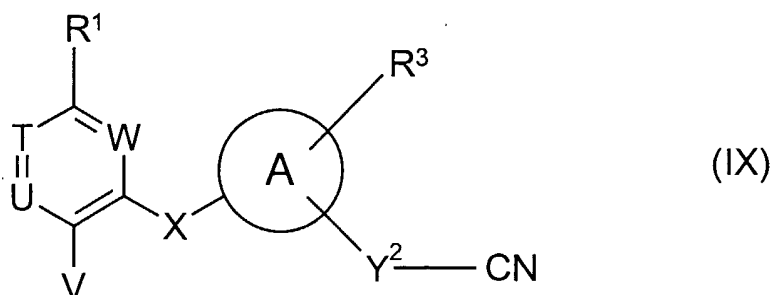
10 wherein  $R^1$ ,  $T$ ,  $U$ ,  $V$  and  $W$  are as defined in formula (I) and  $X$  represents O or S,  
with a compound of formula (VIII)



15

wherein  $A$ ,  $R^3$ ,  $R^4$ ,  $R^5$  and  $Y$  are as defined in formula (I) and  $L^3$  is a leaving group; or

(e) preparing a compound of formula (I) wherein  $R^4$  and  $R^5$  each represent hydrogen, by reduction of a compound of formula (IX)



wherein A,  $R^1$ ,  $R^3$ , T, U, V, W and X are as defined in formula (I) and the group  $(-Y^2-CH_2-)$  represents Y as defined in formula (I);

and where desired or necessary converting the resultant compound of formula (I), or another salt thereof, into a pharmaceutically acceptable salt thereof; or converting one compound of formula (I) into another compound of formula (I); and where desired converting the resultant compound of formula (I) into an optical isomer thereof.

In process (a), the reaction is performed by treating an amine of formula (III) with an electrophile of formula (II) in an inert solvent. Suitable leaving groups  $L^1$  include sulfonate, trifluorosulfonate, mesylate, tosylate, and halides selected from the group chloride, bromide or iodide. The reaction is generally performed in the presence of a base. This base can be either an excess of the amine nucleophile or can be an additive to the reaction mixture. Potential basic additives are metal carbonates, especially alkali metal carbonates such as caesium carbonate, metal oxides and hydroxides, and tertiary amine bases. Suitable organic solvents are those such as acetonitrile, dioxane, N,N-dimethylformamide, N-methyl-2-pyrrolidinone, tetrahydrofuran, dimethylsulfoxide, sulfolane and C1 to 4 alcohols.

In process (b), the reductive amination reaction generally takes place under conditions which will be known to persons skilled in the art. For example, treatment of an aldehyde (IV) with an amine (III) in the presence of a reducing agent in an inert solvent. Suitable reducing systems include catalytic hydrogenation or borane and derivatives thereof. A partial list of such reagents can be found in "Advanced Organic Chemistry", J. March  
5 (1985) 3<sup>rd</sup> Edition on page 799.

In processes (c) and (d), the reaction will take place either using an appropriate palladium source such as palladium (II) acetate in the presence of a suitable phosphine ligand, or  
10 using a copper salt under Ullmann coupling conditions. Suitable conditions for such coupling reactions are referred to in the article by Buchwald et al, *J. Amer. Chem. Soc.*, 1999, 121, 4369-4378.

Alternatively, in process (c), the reaction will take place under conditions similar to those  
15 described above for process (a).

In process (e), the reduction of the cyano group will take place under conditions that will be generally well known to the man skilled in the art. These include the use of diborane or of Raney nickel in the presence of hydrogen and a base such as ammonia, as the reducing  
20 agent.

It will be apparent to a person skilled in the art that in the above processes it may be desirable to protect an amine or other potentially reactive group. Suitable protecting groups and details of processes for adding and removing such groups may be found by reference to  
25 the standard text "Protective Groups in Organic Synthesis", 3rd Edition (1999) by Greene and Wuts.

In one particular embodiment, amine groups are protected as carbamate derivatives, for example, as t-butyloxycarbamates.



The present invention includes compounds of formula (I) in the form of salts, in particular acid addition salts. Suitable salts include those formed with both organic and inorganic acids. Such acid addition salts will normally be pharmaceutically acceptable although salts of non-pharmaceutically acceptable acids may be of utility in the preparation and  
5 purification of the compound in question. Thus, preferred salts include those formed from hydrochloric, hydrobromic, sulphuric, phosphoric, citric, tartaric, lactic, pyruvic, acetic, succinic, fumaric, maleic, methanesulphonic and benzenesulphonic acids.

Salts of compounds of formula (I) may be formed by reacting the free base, or a salt,  
10 enantiomer or racemate thereof, with one or more equivalents of the appropriate acid. The reaction may be carried out in a solvent or medium in which the salt is insoluble or in a solvent in which the salt is soluble, for example, water, dioxane, ethanol, tetrahydrofuran or diethyl ether, or a mixture of solvents, which may be removed *in vacuo* or by freeze drying. The reaction may also be a metathetical process or it may be carried out on an ion exchange  
15 resin.

Certain novel intermediates of formulae (II), (IV) and (IX) form another aspect of the invention.

20 In general, compounds of formulae (II), (IV) and (IX) may be prepared using similar types of reactions to those described above for the preparation of compounds of formula (I).

Compounds of formula (I) wherein X represents  $S(O)_n$  and n is 1 or 2 may be prepared by oxidation of a corresponding compound of formula (I) wherein n is 0. The reaction is  
25 performed by reacting a compound of formula (I) wherein X is S with a suitable oxidising agent in an inert solvent. The reaction can be controlled so as to afford either the corresponding sulfoxide ( $X = SO$ ) or sulfone ( $X = SO_2$ ) by correct choice of the oxidising reagent used, the quantity of reagent used and the reaction conditions employed. Suitable oxidising reagents and reaction conditions are given in "Advanced Organic Chemistry", J.  
30 March (1985) 3<sup>rd</sup> Edition on pages 1089-1090.

Compounds of formulae (III), (V), (VI), (VII) and (VIII) are either known or may be prepared by conventional methods known per se.

Intermediate compounds may be used in protected form. Protecting groups and details of  
5 processes for their removal may be found by reference to the standard text "Protective Groups in Organic Synthesis", 3rd Edition (1999) by Greene and Wuts.

The compounds of the invention and intermediates thereto may be isolated from their reaction mixtures and, if necessary further purified, by using standard techniques.

10

The compounds of formula I may exist in enantiomeric forms. Therefore, all enantiomers, diastereomers, racemates and mixtures thereof are included within the scope of the invention. The various optical isomers may be isolated by separation of a racemic mixture of the compounds using conventional techniques, for example, fractional crystallisation, or HPLC.

15

Intermediate compounds may also exist in enantiomeric forms and may be used as purified enantiomers, diastereomers, racemates or mixtures.

20

The compounds of formula (I), and their pharmaceutically acceptable salts, are useful because they possess pharmacological activity in animals. In particular, the compounds are active as inhibitors of the enzyme nitric oxide synthase. More particularly, they are inhibitors of the inducible isoform of the enzyme nitric oxide synthase and as such are predicted to be useful in therapy, for example, as anti-inflammatory agents. Alternatively or additionally, they may have utility as inhibitors of the neuronal isoform of the enzyme nitric oxide synthase and as  
25 such are predicted to have utility in the treatment of CNS disorders.

30

The compounds and their pharmaceutically acceptable salts are indicated for use in the treatment or prophylaxis of diseases or conditions in which synthesis or oversynthesis of nitric oxide forms a contributory part. In one aspect, the compounds are indicated for use in the treatment of inflammatory conditions in mammals including man. In another aspect, the compounds are indicated for use in the treatment of CNS disorders in mammals including man.

As used herein, reference to any of the terms “disease”, “condition” and “disorder” is to be taken as a reference to all three terms.

- 5 Diseases, conditions and disorders that may be specifically mentioned are:  
osteoarthritis, rheumatoid arthritis, rheumatoid spondylitis, gouty arthritis and other arthritic conditions, inflamed joints;  
eczema, psoriasis, dermatitis or other inflammatory skin conditions such as sunburn;  
inflammatory eye conditions including uveitis, glaucoma and conjunctivitis;  
10 lung disorders in which inflammation is involved, for example, asthma, bronchitis, chronic obstructive pulmonary disease, pigeon fancier's disease, farmer's lung, acute respiratory distress syndrome;  
bacteraemia, endotoxaemia (septic shock), aphthous ulcers, gingivitis, pyresis, pain, meningitis and pancreatitis;  
15 conditions of the gastrointestinal tract including inflammatory bowel disease, Crohn's disease, atrophic gastritis, gastritis varialoforme, ulcerative colitis, coeliac disease, regional ileitis, peptic ulceration, irritable bowel syndrome, reflux oesophagitis, damage to the gastrointestinal tract resulting from infections by, for example, *Helicobacter pylori*, or from treatments with non-steroidal anti-inflammatory drugs;  
20 and other conditions associated with inflammation.

The compounds may also be useful in the treatment of cancer.

- The compounds may also be useful in the treatment and alleviation of acute pain or persistent  
25 inflammatory pain or neuropathic pain or pain of a central origin.

We are particularly interested in the conditions inflammatory bowel disease, rheumatoid arthritis, osteoarthritis, chronic obstructive pulmonary disease, pain and cancer.

- 30 The compounds of formula (I) and their pharmaceutically acceptable salts may also be useful in the treatment or prophylaxis of diseases or conditions in addition to those mentioned above. For example, the compounds may be useful in the treatment of atherosclerosis, cystic fibrosis,

hypotension associated with septic and/or toxic shock, in the treatment of dysfunction of the immune system, as an adjuvant to short-term immunosuppression in organ transplant therapy, in the control of onset of diabetes, in the maintenance of pancreatic function in diabetes, in the treatment of vascular complications associated with diabetes and in co-therapy with  
5 cytokines, for example TNF or interleukins.

The compounds of formula (I) may also be useful in the treatment of hypoxia, for example in cases of cardiac arrest and stroke, neurodegenerative disorders including nerve degeneration and/or nerve necrosis in disorders such as ischaemia, hypoxia, hypoglycaemia, epilepsy, and  
10 in external wounds (such as spinal cord and head injury), hyperbaric oxygen convulsions and toxicity, dementia, for example pre-senile dementia, Alzheimer's disease and AIDS-related dementia, Sydenham's chorea, Parkinson's disease, Tourette's Syndrome, Huntington's disease, Amyotrophic Lateral Sclerosis, Multiple Sclerosis, muscular dystrophy, Korsakoff's disease, imbecility relating to a cerebral vessel disorder, sleeping disorders, schizophrenia,  
15 depression, pain, autism, seasonal affective disorder, jet-lag, depression or other symptoms associated with Premenstrual Syndrome (PMS), anxiety and septic shock. Compounds of formula (I) may also be expected to show activity in the prevention and reversal of drug addiction or tolerance such as tolerance to opiates and diazepines, treatment of drug addiction, treatment of migraine and other vascular headaches, neurogenic inflammation, in the  
20 treatment of gastrointestinal motility disorders and in the induction of labour.

We are particularly interested in the conditions stroke, Alzheimer's disease, Parkinson's disease, multiple sclerosis, schizophrenia, migraine, septic shock and pain; more particularly migraine.  
25

Prophylaxis is expected to be particularly relevant to the treatment of persons who have suffered a previous episode of, or are otherwise considered to be at increased risk of, the disease or condition in question. Persons at risk of developing a particular disease or condition generally include those having a family history of the disease or condition, or  
30 those who have been identified by genetic testing or screening to be particularly susceptible to developing the disease or condition.

For the above mentioned therapeutic indications, the dosage administered will, of course, vary with the compound employed, the mode of administration and the treatment desired.

However, in general, satisfactory results are obtained when the compounds are administered at a dosage of the solid form of between 1 mg and 2000 mg per day.

5

The compounds of formula (I), and pharmaceutically acceptable derivatives thereof, may be used on their own, or in the form of appropriate pharmaceutical compositions in which the compound or derivative is in admixture with a pharmaceutically acceptable adjuvant, diluent or carrier. Administration may be by, but is not limited to, enteral (including oral,  
10 sublingual or rectal), intranasal, inhalationintravenous, topical or other parenteral routes. Conventional procedures for the selection and preparation of suitable pharmaceutical formulations are described in, for example, "Pharmaceuticals - The Science of Dosage Form Designs", M. E. Aulton, Churchill Livingstone, 1988. The pharmaceutical composition preferably comprises less than 80% and more preferably less than 50% of a  
15 compound of formula (I), or a pharmaceutically acceptable salt thereof.

The invention further provides a pharmaceutical composition comprising a compound of formula (I), or a pharmaceutically acceptable salt thereof, in admixture with a pharmaceutically acceptable adjuvant, diluent or carrier. There is also provided a process for  
20 the preparation of such a pharmaceutical composition which comprises mixing the ingredients.

The compounds of formula (I), and pharmaceutically acceptable derivatives thereof, may also be advantageously used in combination with a COX inhibitor, more particularly in  
25 combination with a COX-2 inhibitor. Particularly preferred COX-2 inhibitors are Celecoxib and MK-966. The NOS inhibitor and the COX-2 inhibitor may either be formulated together within the same pharmaceutical composition for administration in a single dosage unit, or each component may be individually formulated such that separate dosages may be administered either simultaneously or sequentially.

30

The invention is illustrated, but in no way limited, by the following examples:

The following abbreviations are used:

CDI 1,1'-carbonyldiimidazole;

DMF N,N-dimethylformamide;

DMSO dimethylsulphoxide;

5 THF tetrahydrofuran.

Unless otherwise stated, chromatography was carried out on silica gel columns using gradients of ethyl acetate in hexanes as eluent.

10

### Preparation 1

#### [(3-Hydroxyphenyl)methyl]carbamic acid tert-butyl ester

3-(Aminomethyl)phenol hydrobromide (4.2 g, 20.6 mmol) was dissolved in ethyl alcohol (80 ml) and triethylamine (3.5 ml, 25 mmol) was added followed by di-tert-butyl  
15 dicarbonate (4.8 g, 22 mmol) and the reaction mixture stirred for 4 h. The solvent was removed by evaporation, water added and the mixture extracted with ethyl acetate and dried over magnesium sulphate. The solvent was evaporated and the residue purified by flash chromatography using 50% ethyl acetate/isohexane as eluent to give the title compound as a colourless solid (3.8 g, 83%).

20

MS (+Cl) 124  $[M - 100 + H]^+$ .

### Example 1

#### 3-(5-Methoxy-2-nitrophenoxy)benzenemethanamine hydrochloride

25 (2-Fluoro-4-methoxy)nitrobenzene (0.342 g), [(3-hydroxyphenyl)methyl]carbamic acid tert-butyl ester (0.45 g) and anhydrous potassium carbonate (0.28 g) were heated with stirring in dry DMF (15 ml) at 80 °C for 20 h. The reaction mixture was cooled, partitioned between ethyl acetate and water, the organic layer separated, washed five times  
30 with water, then brine and dried (MgSO<sub>4</sub>). The solvent was evaporated and the residue eluted down a Biotage column using isohexane/ether (4:1) as eluent to give a viscous oil

(the tert-butyl ester of the product). This material was stirred with 4M hydrogen chloride in dioxane (15 ml) for 2 h, concentrated to dryness and the residue triturated with ether to give after collection by filtration and drying, a cream solid (0.5 g, 80%).

5 MS (+CI) 275  $[M+H]^+$ .

300MHz  $^1H$  NMR ( $d_6$ -DMSO) 8.37 (1H, br.s), 8.17 (1H, d), 7.46 (1H, t), 7.30 (1H, d), 7.23 (1H, d), 7.08 (1H, d of d), 6.98 (1H, d of d), 6.63 (1H, d), 4.03 (2H, br.d), 3.83 (3H, s).

10

### Example 2

#### 3-(5-Methyl-2-nitrophenoxy)benzenemethanamine hydrochloride

The title compound was prepared as a yellow solid using the method of Example 1 and starting with 3-fluoro-4-nitrotoluene.

15

MS (+CI) 259  $[M+H]^+$ .

300MHz  $^1H$  NMR ( $d_6$ -DMSO) 8.42 (3H, br.s), 8.02 (1H, d), 7.46 (1H, t), 7.31 (1H, d), 7.22 (2H, m), 7.05 (1H, d of d), 7.0 (1H, d), 4.03 (2H, d), 2.36 (3H, s).

20

### Example 3

#### 3-(5-Chloro-2-nitrophenoxy)benzenemethanamine hydrochloride

The title compound was prepared as a yellow solid using the method of Example 1 and starting from 2,4-dichloronitrobenzene.

25

MS (+CI) 279  $[M+H]^+$ .

400MHz  $^1H$  NMR ( $d_6$ -DMSO) 8.34 (2H, br.s), 8.17 (1H, d), 7.55-7.49 (2H, m), 7.37 (1H, d), 7.30 (1H, s), 7.20-7.11 (2H, m), 4.05 (2H, s).

30

### Example 4

3-(5-Fluoro-2-nitrophenoxy)benzenemethanamine hydrochloride

The title compound was prepared as a yellow solid using the method of Example 1 and starting from 2,4-difluoronitrobenzene.

MS (+CI) 263  $[M+H]^+$ .

300MHz  $^1H$  NMR ( $d_6$ -DMSO) 8.36 (2H, br.s), 8.24 (1H, dd), 7.45 (1H, t), 7.38 (1H, d), 7.36-7.24 (2H, m), 7.20 (1H, dd), 7.02 (1H, dd), 4.05 (2H, d).

Example 53-(5-Methylamino-2-nitrophenoxy)benzenemethanamine hydrochloride

3-(5-Fluoro-2-nitrophenoxy)benzenemethanamine tert-butyl ester (prepared by the method of Example 4 but omitting the final treatment with hydrogen chloride) (92 mg) was stirred with methylamine (2M in THF, 2.5 ml) for 16 h at room temperature. Purification by flash column chromatography eluting with 25% ethyl acetate/hexane gave the tert-butyl ester of the title compound which was dissolved in 4N hydrogen chloride in dioxane and stirred for 16 h. The resulting yellow solid was filtered off to give the product.

MS (+CI) 274  $[M+H]^+$ .

300MHz  $^1H$  NMR ( $d_6$ -DMSO) 8.26 (2H, br.s), 8.03 (1H, d), 7.42 (1H, t), 7.22 (1H, d), 7.14 (1H, s), 6.99 (1H, dd), 6.49 (1H, dd), 6.13 (1H, d), 4.02 (2H, q), 2.72 (3H, s).

Example 63-(5-Methoxy-2-nitrophenylthio)benzenemethanamine hydrochloridea) 3-[(5-Methoxy-2-nitrophenyl)thio]benzoic acid

(2-Fluoro-4-methoxy)nitrobenzene (0.86 g, 5 mmol), 3-mercaptopbenzoic acid (0.77 g, 5 mmol) and anhydrous potassium carbonate (1.38 g, 10 mmol) in dry DMF (25 ml) were heated at 80 °C with stirring for 3 h. The reaction mixture was concentrated to low



volume, diluted with water (100 ml), washed with ethyl acetate, the aqueous layer was acidified and the precipitated product collected by filtration and dried to give a yellow solid (1.16 g).

MS (-CI) 304 [M-H]<sup>-</sup>.

5

b) 3-[(5-Methoxy-2-nitrophenyl)thio]benzamide

3-[(5-Methoxy-2-nitrophenyl)thio]benzoic acid (0.89 g, 2.88 mmol) in dichloromethane (30 ml) was treated with oxalyl chloride (0.51 ml, 5.8 mmol) followed by dry DMF (2 drops) and stirred for 20 h. The solvent and excess reagent were removed by  
10 evaporation, the residual solid dissolved in dry dioxane (50 ml), cooled in ice and saturated with ammonia gas. The ammonium chloride was filtered off and the filtrate evaporated. The residual solid was triturated with ether to give a pale yellow solid (0.72 g).

MS (+CI) 305 [M+1]<sup>+</sup>.

15

c) 3-(5-Methoxy-2-nitrophenylthio)benzenemethanamine hydrochloride

3-[(5-Methoxy-2-nitrophenyl)thio]benzamide (0.6 g, 1.97 mmol) in THF (25 ml) was treated with 1M borane in THF (10 ml, 9.86 mmol) at 0 °C with stirring. The clear solution was heated under reflux with stirring for 24 h under nitrogen. The reaction mixture was  
20 cooled, treated with 5N hydrochloric acid (20 ml) and stirred for 1 h. The mixture was cooled to 0 °C, basified with solid potassium hydroxide and extracted with ethyl acetate. The extracts were washed with brine and dried (MgSO<sub>4</sub>). The solvent was evaporated and the residue eluted down a silica column using 5% methanol/dichloromethane as eluent to give a yellow solid (0.414 g, 72%).

25

MS (+CI) 291 [M+H]<sup>+</sup>.

300MHz <sup>1</sup>H NMR (d<sub>6</sub>-DMSO) 8.30 (1H, d), 7.63 (1H, d), 7.45-7.56 (3H, m), 6.95 (1H, d of d), 6.16 (1H, d), 3.77 (2H, s), 3.66 (3H, s), 1.98 (2H, br.s).

30

Example 7

2-[3-(Aminomethyl)phenoxy]-4-chlorobenzonitrile hydrochloridea) 4-Chloro-2-(3-aminomethyl-2-phenoxy)benzoic acid hydrochloride

2,4-Dichlorobenzoic acid (191 mg) and 1,1-dimethylethyl  
5 [(3-hydroxyphenyl)methyl]carbamate (249 mg) were dissolved in methanol (15 ml) and  
treated with 25% sodium methoxide in methanol (0.26 ml). The reaction mixture was  
evaporated to dryness, treated with dry dioxan (10 ml) followed by copper (I) chloride  
(10 mg) and tris[2-(2-methoxyethoxy)ethyl]amine (TDA-1, 0.032 ml) and heated under  
10 reflux with stirring for 8 h. The reaction was left to stand over the weekend, concentrated to  
dryness, dissolved in water, and washed with ethyl acetate. The aqueous layer was  
acidified with dilute hydrochloric acid and extracted into ethyl acetate which was dried  
(MgSO<sub>4</sub>). The solvent was evaporated and the residual viscous oil was stirred with 4M  
hydrogen chloride in dioxan (10 ml) for 1 h. The precipitated solid was collected by  
15 filtration, washed with ether and dried to give the sub-title compound (95 mg) as a  
colourless solid.

<sup>1</sup>H NMR 300 MHz (d<sub>6</sub>-DMSO) 13.1 (1H, br.s), 8.37 (3H, br.s), 7.89 (1H, d), 7.44 (1H, t),  
7.36 (1H, dd), 7.28 (1H, d), 7.19 (1H, d), 7.00 (2H, m), 4.02 (2H, d).  
MS APCI +ve <sup>m/z</sup> 278 ([M+H]<sup>+</sup>).

20

b) 2-[3-(Aminomethyl)phenoxy]-4-chlorobenzonitrile hydrochloride

The product from step (a) (542 mg) in acetonitrile (20 ml) was treated with CDI (235 mg)  
and stirred for 2 h. The solution was cooled in ice, saturated with ammonia gas and stirred  
for 1 h. The reaction mixture was diluted with dichloromethane, washed with water,  
25 aqueous sodium bicarbonate solution, then brine and dried (MgSO<sub>4</sub>). The solvent was  
evaporated to give 1,1-dimethylethyl {[3-[2-(aminocarbonyl)-5-  
chlorophenoxy]phenyl]methyl} carbamate (490 mg) as a gum.

The above amide (490 mg) and triethylamine (0.37 ml) in dichloromethane (10 ml) was  
treated dropwise with trichloroacetyl chloride (0.16 ml) in dichloromethane (10 ml) with  
30 stirring at 0-5 °C. After 0.5 h, more trichloroacetyl chloride (0.8 ml) was added and stirring

continued for 0.25 h. The reaction mixture was washed with aqueous sodium bicarbonate solution, dilute hydrochloric acid, water, then brine, and dried ( $\text{MgSO}_4$ ). The solvent was evaporated and the residue was purified by chromatography (silica gel, dichloromethane as eluent) to give 1,1-dimethylethyl {[3-(5-chloro-2-cyanophenoxy)phenyl]methyl} carbamate  
5 (240 mg) as a colourless solid.

MS APCI+ve  $m/z$  259/261 ( $[\text{M}+\text{H}]^+$  - Boc).

The above cyano compound (240 mg) was stirred with 4M hydrogen chloride in dioxan  
10 (10 ml) for 1 h and the product which had precipitated was collected by filtration, washed with ether and dried to give the title compound (122 mg) as a colourless solid.

MS APCI +ve  $m/z$  259 ( $[\text{M}+\text{H}]^+$ ).

$^1\text{H}$  NMR 300MHz ( $d_6$ -DMSO) 8.41 (3H, br.s), 8.0 (1H, d), 7.55 (1H, t), 7.43 (2H, dd),  
15 7.36 (1H, m), 7.25 (1H, dd), 6.99 (1H, d), 4.07 (2H, br s).

### Example 8

#### 4-Chloro-2-[3-hydroxy-5-[(methylamino)methyl]phenoxy]benzonitrile

20

##### a) 4-Chloro-2-[3-hydroxy-5-(hydroxymethyl)phenoxy]benzonitrile

To a stirred solution of cesium carbonate (11.62 g) in dry DMF (70 ml) was added 5-(hydroxymethyl)-1,3-benzenediol (5 g) followed by 4-chloro-2-fluorobenzonitrile (5 g). The mixture was then stirred and heated at 120 °C for 3h. The cooled mixture was then  
25 poured into water (200 ml) and made acidic by the addition of 2M aqueous hydrochloric acid. The products were extracted into ethyl acetate (3 x 150 ml), and the combined extracts were washed with 10% aqueous potassium carbonate solution (100 ml). The organic extract was collected, dried ( $\text{MgSO}_4$ ) and concentrated to dryness. Diethyl ether was added to the residue and the mixture filtered. The filtrate was concentrated to dryness  
30 and the residue purified by chromatography (silica, 70% diethyl ether/isohexane) to afford, after trituration with diethyl ether, the sub-title compound (800 mg).

300MHz  $^1\text{H}$  NMR ( $\text{d}_6\text{-DMSO}$ ) 9.80 (1H, s), 7.95 (1H, d), 7.38 (1H, dd), 6.98 (1H, d), 6.7 (1H, s), 6.52 (1H, s), 6.4 (1H, t), 5.22 (1H, t), 4.43 (2H, d).

5    b) 4-Chloro-2-[3-hydroxy-5-[(methylamino)methyl]phenoxy]benzonitrile

The product from step (a) (0.5 g) was treated with thionyl chloride (20 ml) and the mixture stirred at room temperature for 1.5 h. The excess reagent was removed under reduced pressure and the residual oil dissolved in methanol (20 ml). The solution was treated with excess methylamine and stirred at room temperature for 1 h. The solvent was removed  
10 under reduced pressure and the purified by chromatography (silica, 10% 7M ammonia in methanol/dichloromethane) to afford the title compound (195 mg) as a colourless solid.

MS (+CI) 289  $[\text{M}+\text{H}]^+$ .

300MHz  $^1\text{H}$  NMR ( $\text{d}_6\text{-DMSO}$ ) 7.94 (1H, d), 7.38 (1H, dd), 6.97 (1H, d), 6.67 (1H, m),  
15 6.55 (1H, s), 6.4 (1H, t), 3.56 (2H, s), 2.23 (3H, s).

Example 9

4-Chloro-2-[3-methoxy-5-[(methylamino)methyl]phenoxy]benzonitrile oxalate

20

a) 4-Chloro-2-(3-formyl-5-hydroxyphenoxy)benzonitrile

Sodium hydride (502 mg, 60% in mineral oil) was added portionwise to 4-chloro-2-fluorobenzonitrile (2.04 g) and 3,5-dihydroxybenzaldehyde (1.81 g) in DMF and the solution heated to 80 °C for 16 h. The cooled solution was diluted with water, acidified  
25 with concentrated hydrochloric acid, extracted twice with ethyl acetate, the extracts dried over sodium sulphate and evaporated. Purification by chromatography gave the sub-title compound as a white solid (0.83 g).

300MHz  $^1\text{H}$  NMR ( $\text{CDCl}_3$ ) 9.92 (1H, s), 7.63 (1H, d), 7.23-7.22 (2H, m), 7.13 (1H, m), 6.94 (1H, s), 6.88 (1H, t), 5.52 (1H, br.s).

30

b) 4-Chloro-2-(3-formyl-5-methoxyphenoxy)benzonitrile

4-Chloro-2-(3-formyl-5-hydroxyphenoxy)benzonitrile (0.20 g, 0.75 mmol) in DMF (5 ml) was treated with sodium hydride (60% in mineral oil, 30 mg, 0.78 mmol) followed after 10 min by methyl iodide (0.1 ml). After 16 h, a further amount of sodium hydride (8 mg) and methyl iodide (0.1 ml) were added. After 3 h, the mixture was diluted with water, extracted  
5 with ethyl acetate, the extracts washed with water, dried over sodium sulphate and evaporated to give the sub-title compound as a pale yellow solid (213 mg).

300MHz  $^1\text{H}$  NMR ( $\text{CDCl}_3$ ) 9.95 (1H, s), 7.63 (1H, d), 7.31-7.26 (1H, m), 7.22-7.15 (2H, m), 6.93-6.91 (2H, m), 3.90 (3H, s).

10

c) 4-Chloro-2-[3-methoxy-5-[(methylamino)methyl]phenoxy]benzonitrile oxalate

4-Chloro-2-(3-formyl-5-methoxyphenoxy)benzonitrile (210 mg) was stirred in 40% aqueous methylamine (2 ml) and methanol (2 ml) for 16 h. The solution was evaporated, azeotroping with toluene. The residue was dissolved in ethanol and sodium borohydride  
15 (39 mg) added portionwise and stirred for 2 h. The mixture was diluted with water, extracted twice with ethyl acetate, the combined extracts dried over sodium sulphate and evaporated. Oxalic acid (58 mg) in ethanol was added and the title compound (187 mg) was collected by filtration as a white solid.

20 MS (+CI) 303  $[\text{M}+\text{H}]^+$ .

400MHz  $^1\text{H}$  NMR ( $\text{d}_6\text{-DMSO}$ ) 7.99 (1H, d), 7.45 (1H, d), 7.43 (1H, d), 7.07 (1H, d), 7.01 (1H, br.s), 6.91 (1H, t), 6.85 (1H, br.s), 4.09 (2H, s), 3.81 (3H, s), 2.55 (3H, s).

Example 10

25

4-Chloro-2-(3-methylaminomethyl-phenoxy)-benzonitrile fumarate

a) 4-Chloro-2-(3-formyl-phenoxy)-benzonitrile

4-Chloro-2-fluorobenzonitrile (1.00 g, 6.43 mmol), 3-hydroxybenzaldehyde (0.79 g, 6.43 mmol) and cesium carbonate (2.09 g, 6.43 mmol) were heated with stirring in dry  
30

DMF (5 ml) at 50 °C for 23 h. The reaction mixture was cooled, poured into water and extracted with ethyl acetate. The ethyl acetate layer was separated, washed with water (3x), 10% aqueous sodium carbonate (2x), water, brine, and dried over MgSO<sub>4</sub>. After filtration, the solvent was removed *in vacuo* to yield 4-chloro-2-(3-formyl-phenoxy)-benzonitrile (1.52 g, 91%) as a yellow oil which solidified.

<sup>1</sup>H NMR (300MHz, CDCl<sub>3</sub>) 10.02 (1H, s), 7.78 (1H, d), 7.67-7.56 (3H, m), 7.40 (1H, dd), 7.20 (1H, dd), 6.87 (1H, d).

10 b) 4-Chloro-2-(3-methylaminomethyl-phenoxy)-benzonitrile fumarate

4-Chloro-2-(3-formyl-phenoxy)-benzonitrile (0.52 g, 2.02 mmol), methylamine (2M in methanol, 1.0 ml, 2.0 mmol) and sodium cyanoborohydride (0.14 g, 2.2 mmol) were stirred at ambient temperature in a 1% acetic acid/methanol solution (30 ml) for 18 h. The solvent was removed *in vacuo*. The residue was treated with 10% aqueous sodium carbonate and extracted with ethyl acetate. The ethyl acetate layer was separated and washed with water, brine and dried over MgSO<sub>4</sub>. After filtration, fumaric acid (0.23 g, 2.0 mmol) was added to the filtrate and the solvent removed *in vacuo*. The residue was triturated with ethyl acetate overnight, filtered and dried to give 4-chloro-2-(3-methylaminomethyl-phenoxy)-benzonitrile fumarate (454 mg, 58%) as a white solid.

20

MS (APCI+) 273/275 [M+1]<sup>+</sup>.

<sup>1</sup>H NMR (300MHz, d<sub>6</sub>-DMSO) 7.97 (1H, d), 7.52 (1H, t), 7.41 (1H, dd), 7.37 (1H, br d), 7.31 (1H, br s), 7.22 (1H, dd), 6.99 (1H, d), 6.47 (2H, s), 4.01 (2H, s), 2.45 (3H, s).

25

Example 11

4-Chloro-2-(4-methoxy-3-methylaminomethyl-phenoxy)-benzonitrile fumarate

a) 5-Hydroxy-2-methoxybenzaldehyde

30 Concentrated sulfuric acid (110 ml) was added to 2,5-dimethoxybenzaldehyde (20.17 g, 0.121 mol) with cooling in an ice water bath. The resulting red suspension was stirred at

50 °C for 46 h. The reaction contents were poured over ice and extracted with diethyl ether. The ether layer was extracted with 1N sodium hydroxide (200 ml). The basic extract was acidified by addition of 3N hydrochloric acid and extracted with diethyl ether (2x). The ether extracts were combined and dried over MgSO<sub>4</sub>. After filtration, the solvent was removed in vacuo to give 5-hydroxy-2-methoxybenzaldehyde (5.85 g, 32%) as an orange solid.

MS (APCI+) 153 [M+1]<sup>+</sup>.

<sup>1</sup>H NMR (300MHz, CDCl<sub>3</sub>) 10.40 (1H, s), 7.37 (1H, d), 7.13 (1H, dd), 6.91 (1H, d), 5.88 (1H, br s), 3.89 (3H, s).

b) 4-Chloro-2-(3-formyl-4-methoxy-phenoxy)-benzonitrile

4-Chloro-2-fluorobenzonitrile (0.60 g, 3.9 mmol), 5-hydroxy-2-methoxybenzaldehyde (0.59 g, 3.9 mmol) and cesium carbonate (1.26 g, 3.9 mmol) were heated with stirring in dry DMF (4 ml) at 50 °C for 17 h. The reaction mixture was cooled, poured into water and extracted with ethyl acetate. The ethyl acetate layer was separated, washed with water, 10% aqueous sodium carbonate (2x), water (2x), brine and dried over MgSO<sub>4</sub>. After filtration, the solvent was removed *in vacuo* to yield 4-chloro-2-(3-formyl-4-methoxy-phenoxy)-benzonitrile (1.01 g, 90%) as a yellow solid.

<sup>1</sup>H NMR (300MHz, d<sub>6</sub>-DMSO) 10.33 (1H, s), 7.96 (1H, d), 7.61 (1H, dd), 7.47 (1H, d), 7.39 (1H, br s), 7.36 (1H, br s), 6.94 (1H, d), 3.97 (3H, s).

c) 4-Chloro-2-(4-methoxy-3-methylaminomethyl-phenoxy)-benzonitrile fumarate

4-Chloro-2-(3-formyl-4-methoxy-phenoxy)-benzonitrile (1.00 g, 3.48 mmol), methylamine (2M in methanol, 5.2 ml, 10.4 mmol) and sodium cyanoborohydride (0.24 g, 3.8 mmol) were stirred at ambient temperature in a 1% acetic acid/methanol solution (75 ml) for 18 h. The solvent was removed *in vacuo*. The residue was treated with 10% aqueous sodium carbonate and extracted with ethyl acetate. The ethyl acetate layer was separated and washed with water, brine and dried over MgSO<sub>4</sub>. After filtration, fumaric acid (0.40 g, 3.4 mmol) was added to the filtrate and the solvent removed *in vacuo*. The residue was

trituated with ethyl acetate overnight, filtered and dried to give 4-chloro-2-(3-methylaminomethyl-phenoxy)-benzonitrile fumarate (892 mg, 61%) as a white solid.

MS (APCI+) 303/305 [M+1]<sup>+</sup>.

5 <sup>1</sup>H NMR (300MHz, d<sub>6</sub>-DMSO) 7.94 (1H, d), 7.37-7.23 (3H, m), 7.15 (1H, d), 6.82 (1H, br s), 6.46 (2H, s), 3.94 (2H, s), 3.86 (3H, s), 2.45 (3H, s).

### Example 12

#### 10 4-Chloro-2-(2-methoxy-3-methylaminomethyl-phenoxy)-benzonitrile fumarate

##### a) 3-Hydroxy-2-methoxy-benzaldehyde

2,3-Dihydroxybenzaldehyde (1.00 g, 7.24 mmol), potassium carbonate (1.00 g, 7.24 mmol) and iodomethane (0.59 ml, 1.34 g, 9.4 mmol) in dry DMF (10 ml) were stirred at ambient  
15 temperature for 19 h. The reaction mixture was cooled, poured into water and extracted with ethyl acetate. The ethyl acetate layer was extracted with 1N aqueous sodium hydroxide (3x). The basic extracts were combined and acidified by addition of 3N hydrochloric acid, then extracted with ethyl acetate. The ethyl acetate layer was washed with water (4x), brine and dried over MgSO<sub>4</sub>. After filtration, the solvent was removed *in*  
20 *vacuo* to yield 3-hydroxy-2-methoxy-benzaldehyde (0.68 g, 62%) as a yellowish-tan solid.

MS (APCI+) 153 [M+1]<sup>+</sup>.

<sup>1</sup>H NMR (300MHz, CDCl<sub>3</sub>) 10.27 (1H, s), 7.37 (1H, dd), 7.26-7.21 (1H, m), 7.15 (1H, d), 5.80 (1H, s), 3.97 (3H, s).

25

##### b) 4-Chloro-2-(3-formyl-2-methoxy-phenoxy)-benzonitrile

4-Chloro-2-fluorobenzonitrile (0.65 g, 4.2 mmol), 3-hydroxy-2-methoxybenzaldehyde (0.64 g, 4.2 mmol) and cesium carbonate (1.37 g, 4.2 mmol) were heated with stirring in dry DMF (4 ml) at 50 °C for 18 h. The reaction mixture was cooled, poured into water and  
30 extracted with ethyl acetate. The ethyl acetate layer was separated, washed with water (2x), 10% aqueous sodium carbonate (2x), water and brine and dried over MgSO<sub>4</sub>. After



filtration, the solvent was removed *in vacuo* to yield 4-chloro-2-(3-formyl-4-methoxy-phenoxy)-benzonitrile (1.09 g, 90%) as a yellow-orange solid.

<sup>1</sup>H NMR (300MHz, CDCl<sub>3</sub>) 10.41 (1H, s), 7.80 (1H, dd), 7.62 (1H, d), 7.40 (1H, dd), 7.30 (1H, d), 7.15 (1H, dd), 6.69 (1H, d), 4.01 (3H, s).

c) 4-Chloro-2-(2-methoxy-3-methylaminomethyl-phenoxy)-benzonitrile fumarate

4-Chloro-2-(3-formyl-2-methoxy-phenoxy)-benzonitrile (0.52 g, 1.8 mmol), methylamine (2M in methanol, 2.7 ml, 5.4 mmol) and sodium cyanoborohydride (0.13 g, 2.1 mmol) were stirred at ambient temperature in a 1% acetic acid/methanol solution (70 ml) for 20 h. The solvent was removed *in vacuo*. The residue was treated with 10% aqueous sodium carbonate and extracted with ethyl acetate. Fumaric acid (0.21 g, 1.8 mmol) was added to the separated ethyl acetate layer and the solvent removed *in vacuo*. The residue was triturated with ethyl acetate overnight, filtered and dried to give 4-chloro-2-(2-methoxy-3-methylaminomethyl-phenoxy)-benzonitrile fumarate (583 mg, 77%) as a white solid.

MS (APCI+) 303/305 [M+1]<sup>+</sup>.

<sup>1</sup>H NMR (300MHz, d<sub>6</sub>-DMSO) 7.97 (1H, d), 7.45 (1H, dd), 7.36 (1H, dd), 7.27-7.23 (2H, m), 6.78 (1H, d), 6.49 (2H, s), 3.95 (2H, s), 3.79 (3H, s), 2.45 (3H, s).

Example 13

4-Chloro-2-(2-methoxy-4-methylaminomethyl-phenoxy)-benzonitrile fumarate

a) 4-Chloro-2-(4-formyl-2-methoxy-phenoxy)-benzonitrile

4-Chloro-2-fluorobenzonitrile (0.60 g, 3.9 mmol), vanillin (0.59 g, 3.9 mmol) and cesium carbonate (1.26 g, 3.9 mmol) were heated with stirring in dry DMF (4 ml) at 50 °C for 22 h. The reaction mixture was cooled, poured into water and extracted with ethyl acetate. The ethyl acetate layer was separated, washed with water, 10% aqueous sodium carbonate (2x), water (2x), brine, and dried over MgSO<sub>4</sub>. After filtration, the solvent was removed *in vacuo* to yield 4-chloro-2-(4-formyl-2-methoxy-phenoxy)-benzonitrile (0.98 g, 88%) as an off-white solid.

<sup>1</sup>H NMR (300MHz, CDCl<sub>3</sub>) 9.99 (1H, s), 7.61-7.51 (3H, m), 7.27 (1H, d), 7.14 (1H, dd), 6.70 (1H, d), 3.88 (3H, s).

5 b) 4-Chloro-2-(2-methoxy-4-methylaminomethyl-phenoxy)-benzonitrile fumarate

4-Chloro-2-(4-formyl-2-methoxy-phenoxy)-benzonitrile (0.98 g, 3.4 mmol), methylamine (2M in methanol, 5.1 ml, 10.2 mmol) and sodium cyanoborohydride (0.24 g, 3.8 mmol) were stirred at ambient temperature in a 1% acetic acid/methanol solution (125 ml) for 20 h. The solvent was removed *in vacuo*. The residue was treated with 10% aqueous sodium carbonate and extracted with ethyl acetate. Fumaric acid (0.41 g, 3.5 mmol) was added to  
10 the separated ethyl acetate layer and the solvent removed *in vacuo*. The residue was triturated with ethyl acetate overnight, filtered and dried to give 4-chloro-2-(2-methoxy-4-methylaminomethyl-phenoxy)-benzonitrile fumarate (1.14 g, 80%) as a white solid.

15 MS (APCI+) 303/305 [M+1]<sup>+</sup>.

<sup>1</sup>H NMR (300MHz, d<sub>6</sub>-DMSO) 7.92 (1H, d), 7.37 (1H, br s), 7.31 (1H, dd), 7.26 (1H, d), 7.09 (1H, d), 6.62 (1H, d), 6.49 (2H, s), 3.94 (2H, s), 3.76 (3H, s), 2.45 (3H, s).

Example 14

20

4-Chloro-2-(3-methoxy-4-methylaminomethyl-phenoxy)-benzonitrile fumarate

a) 4-Chloro-2-(4-formyl-3-methoxy-phenoxy)-benzonitrile

4-Chloro-2-fluorobenzonitrile (0.60 g, 3.9 mmol), 4-hydroxy-2-methoxybenzaldehyde  
25 (0.59 g, 3.9 mmol) and cesium carbonate (1.26 g, 3.9 mmol) were heated with stirring in dry DMF (4 ml) at 50 °C for 21 h. The reaction mixture was cooled, poured into water and extracted with ethyl acetate. The ethyl acetate layer was separated, washed with water, 10% aqueous sodium carbonate (2x), water (2x), brine, and dried over magnesium sulphate. After filtration, the solvent was removed *in vacuo* to yield 4-chloro-2-(4-formyl-  
30 3-methoxy-phenoxy)-benzonitrile (0.93 g, 83%) as an orange solid.

<sup>1</sup>H NMR (300MHz, CDCl<sub>3</sub>) 10.40 (1H, s), 7.89 (1H, d), 7.64 (1H, d), 7.24 (1H, dd), 7.02 (1H, d), 6.74 (1H, d), 6.63 (1H, dd), 3.93 (3H, s).

b) 4-Chloro-2-(3-methoxy-4-methylaminomethyl-phenoxy)-benzonitrile fumarate

5 4-Chloro-2-(4-formyl-3-methoxy-phenoxy)-benzonitrile (0.93 g, 3.2 mmol), methylamine (2M in methanol, 4.8 ml, 9.6 mmol) and sodium cyanoborohydride (0.22 g, 3.6 mmol) were stirred at ambient temperature in a 1% acetic acid/methanol solution (125 ml) for 20 h. The solvent was removed *in vacuo*. The residue was treated with 10% aqueous sodium carbonate and extracted with ethyl acetate. Fumaric acid (0.40 g, 3.4 mmol) was added to  
10 the separated ethyl acetate layer and the solvent removed *in vacuo*. The residue was triturated with ethyl acetate overnight, filtered and dried to give 4-chloro-2-(2-methoxy-4-methylaminomethyl-phenoxy)-benzonitrile fumarate (782 mg, 58%) as a white solid.

MS (APCI+) 303/305 [M+1]<sup>+</sup>.

15 <sup>1</sup>H NMR (300MHz, d<sub>6</sub>-DMSO) 7.96 (1H, d), 7.46 (1H, d), 7.39 (1H, dd), 6.99-6.95 (2H, m), 6.76 (1H, dd), 6.47 (2H, s), 3.91 (2H, s), 3.83 (3H, s), 2.44 (3H, s).

Example 15

20 2-(4-Bromo-3-methylaminomethyl-phenoxy)-4-trifluoromethyl-benzonitrile fumarate

a) 2-(4-Bromo-3-formyl-phenoxy)-4-trifluoromethyl-benzonitrile

A flask was charged with 2-fluoro-4-(trifluoromethyl)benzonitrile (3.78 g, 2 mmol), 2-bromo-4-hydroxy-benzaldehyde (4.02 g, 2 mmol), cesium carbonate (6.5 g, 2 mmol) and  
25 DMF (40 ml). The mixture was stirred overnight at 40 °C. The DMF was evaporated off and the residue was partitioned between ethyl acetate and 5% aqueous sodium hydrogen carbonate. The organic layer was dried with MgSO<sub>4</sub>. Evaporation yielded a brown oil which solidified to give a brown solid (7.2 g, 97%).

30 <sup>1</sup>H NMR (300MHz, CDCl<sub>3</sub>) 10.34 (1H, s), 7.84 (1H, d), 7.74 (1H, d), 7.58 (1H, d), 7.49 (1H, d), 7.25 (1H, m), 7.12 (1H, s).

b) 2-(4-Bromo-3-methylaminomethyl-phenoxy)-4-trifluoromethyl-benzonitrile fumarate

To 2-(4-bromo-3-formyl-phenoxy)-4-trifluoromethyl-benzonitrile (550 mg, 1.5mmol) was added a 2M solution of methylamine in methanol (2.25 ml, 4.5 mmol) and 1% acetic acid in methanol (25 ml). Sodium borohydride (104 mg, 1.1 eq.) was added. The reaction mixture was stirred at room temperature overnight. The methanol was evaporated off and the residue was partitioned between ethyl acetate and 5% aqueous sodium carbonate. To the organic layer was added fumaric acid (174 mg) and the solution stirred overnight. The white solid which precipitated was filtered off to yield the title compound (200 mg, 27%).

<sup>1</sup>H NMR (300MHz, d<sub>6</sub>-DMSO) 8.18 (1H, d), 7.69 (2H, m), 7.43 (1H, s), 7.29 (1H, s), 7.13 (1H,m), 6.51 (2H,s), 3.88 (2H, d), 2.37 (2H, s).

MS (APCI+): 385.1, 387.09.

Example 16

2-(2-Methylaminomethyl-biphenyl-4-yloxy)-4-trifluoromethyl-benzonitrile fumarate

a) 2-(2-Formyl-biphenyl-4-yloxy)-4-trifluoromethyl-benzonitrile:

To a mixture of 2-(4-bromo-3-formyl-phenoxy)-4-trifluoromethyl-benzonitrile (1.76 g, 4.76 mmol) and Pd(dba)<sub>3</sub> (21.8 mg, 5 mole %) in dimethoxyethane (15 ml) was added a solution of phenylboronic acid (609 mg, 5 mmol), triphenylphosphine (15 mg, 12 mole %) and sodium carbonate (530 mg, 5 mmol) in water (10 ml). The mixture was refluxed for 3 h. The solvent was evaporated off and the aqueous layer was extracted with dichloromethane. The extracts were dried with MgSO<sub>4</sub> and filtered through silica. Evaporation yielded a brown solid (1.73 g, 99%).

<sup>1</sup>H NMR (300MHz) (d<sub>6</sub>-DMSO) 9.86 (1H, s), 8.23 (1H, d), 7.78 (1H, d), 7.51-7.65 (8H, m).

b) 2-(2-Methylaminomethyl-biphenyl-4-yloxy)-4-trifluoromethyl-benzonitrile

fumarate

To 2-(2-formyl-biphenyl-4-yloxy)-4-trifluoromethyl-benzonitrile (550 mg, 1.5 mmol) was added a 2M solution of methylamine in methanol (2.25 mL, 4.5 mmol) and 1% acetic acid in methanol (25 ml). Sodium borohydride (104 mg, 1.1 eq.) was added. The mixture was stirred at room temperature overnight. The methanol was evaporated off and the residue was partitioned between ethyl acetate and 5% aqueous sodium carbonate. To the organic layer was added fumaric acid (174 mg), and the solution stirred overnight. The white solid which precipitated was filtered off to yield the title compound (300 mg, 50%).

<sup>1</sup>H NMR (300MHz) (d<sub>6</sub>-DMSO) 8.19 (1H, d), 7.71 (1H, d), 7.33-7.48 (8H, m), 7.25 (1H, m), 6.49 (2H, s), 3.78 (2H, s), 2.27 (3H, s).

MS (BPI Smooth/APCI+): 100% 383.5.

Example 174-Chloro-2-[2-hydroxy-3-(methylaminomethyl)phenoxy]benzonitrile fumaratea) 4-Chloro-2-(3-formyl-2-hydroxyphenoxy)-benzonitrile

To a solution of 2,3-dihydroxybenzaldehyde (3.03 g, 21.9 mmol) in DMSO (25 mL) was added sodium hydride (1.97 g, 49.2 mmol, 60% suspension in mineral oil). After 45 min, 4-chloro-2-fluorobenzonitrile (3.41 g, 21.9 mmol) was added, and the reaction mixture stirred at ambient temperature for 24 h. The reaction mixture was poured into 5% ammonium chloride solution and extracted twice with ethyl acetate. The separated ethyl acetate layers were combined, washed with 1N hydrochloric acid (2x), water (2x), brine (1x), and dried over MgSO<sub>4</sub>. After filtration, the solvent was removed *in vacuo* to give a yellow solid (5.88 g) which was triturated with hexane to yield 4-chloro-2-(3-formyl-2-hydroxyphenoxy)-benzonitrile (4.62 g, 77%) as a yellow solid.

MS (APCI+) 274 [M+1]<sup>+</sup>.

<sup>1</sup>H-NMR (300 MHz, CDCl<sub>3</sub>): δ 11.11 (1H, s), 9.98 (1H, s), 7.62-7.54 (2H, m), 7.44 (1H, br d), 7.15-7.07 (2H, m), 6.70 (1H, d).

b) 4-Chloro-2-[2-hydroxy-3-(methylaminomethyl)phenoxy]benzonitrile fumarate

5 4-Chloro-2-(3-formyl-2-hydroxyphenoxy)-benzonitrile (0.30 g, 1.10 mmol), methylamine (2M in methanol, 2.5 mL, 5.0 mmol) and sodium cyanoborohydride (0.10 g, 1.6 mmol) were stirred at ambient temperature in a 1% acetic acid/methanol solution (35 mL) for 19 h. The solvent was removed *in vacuo*. The residue was treated with saturated sodium hydrogen carbonate solution and extracted with ethyl acetate. To the ethyl acetate layer  
10 was added fumaric acid (0.12 g, 1.03 mmol) and the solvent removed *in vacuo*. The residue was triturated with ethyl acetate overnight, collected by filtration, and dried to give 4-chloro-2-[2-hydroxy-3-(methylaminomethyl)phenoxy]-benzonitrile fumarate (256 mg, 58%) as a white solid.

15 MS (APCI+) 289/291 [M+1]<sup>+</sup>.

<sup>1</sup>H-NMR (300 MHz, d<sub>6</sub>-DMSO): δ 7.88 (1H, d), 7.25 (1H, dd), 7.12 (1H, s), 7.10 (1H, s), 6.81 (1H, br t), 6.62 (1H, br s), 6.47 (2H, s), 4.00 (2H, s), 2.37 (3H, s).

Example 18

20

4-Chloro-2-[2-ethoxy-3-(methylaminomethyl)phenoxy]benzonitrile fumarate

a) 2-Ethoxy-3-hydroxybenzaldehyde

2,3-Dihydroxybenzaldehyde (1.12 g, 8.11 mmol), potassium carbonate (1.12 g, 8.11 mmol)  
25 and iodoethane (0.65 mL, 1.26 g, 8.11 mmol) in dry DMF (10 mL) were stirred at ambient temperature for 21 h. The reaction mixture was poured into water and extracted with diethyl ether. The ether layer was washed with water (2x), and extracted with 1N sodium hydroxide solution (3x). The basic extracts were combined and acidified by addition of 3N hydrochloric acid, then extracted with diethyl ether. The ether layer was washed with water

(2x), brine (1x), and dried over  $\text{MgSO}_4$ . After filtration, the solvent was removed *in vacuo* to yield 2-ethoxy-3-hydroxybenzaldehyde (0.74 g, 55%) as an orange solid.

MS (APCI+) 166  $[\text{M}+1]^+$ .

5  $^1\text{H}$ -NMR (300 MHz,  $\text{CDCl}_3$ ):  $\delta$  10.26 (1H, s), 7.37 (1H, br dd), 7.24-7.11 (2H, m), 5.78 (1H, s), 4.14 (2H, q), 1.47 (3H, t).

b) 4-Chloro-2-(2-ethoxy-3-formylphenoxy)benzonitrile

4-Chloro-2-fluorobenzonitrile (0.35 g, 2.2 mmol), 2-ethoxy-3-hydroxybenzaldehyde (0.37 g, 2.2 mmol) and cesium carbonate (0.73 g, 2.2 mmol) were heated with stirring in dry  
10 DMF (4 mL) at 50 °C for 19 h. The reaction mixture was cooled, poured into water and extracted with ethyl acetate. The ethyl acetate layer was separated, washed with 1N sodium hydroxide solution (2x), water (2x), brine (1x), and dried over  $\text{MgSO}_4$ . After filtration, the solvent was removed *in vacuo* to yield 4-chloro-2-(2-ethoxy-3-formylphenoxy)benzonitrile  
15 (0.55 g, 82%) as a tan solid.

$^1\text{H}$ -NMR (300 MHz,  $\text{CDCl}_3$ ):  $\delta$  10.42 (1H, s), 7.81 (1H, dd), 7.61 (1H, d), 7.40 (1H, dd), 7.29 (1H, d), 7.14 (1H, dd), 6.68 (1H, d), 4.25 (2H, q), 1.34 (3H, t).

20 c) 4-Chloro-2-[2-ethoxy-3-(methylaminomethyl)phenoxy]benzonitrile fumarate

4-Chloro-2-(2-ethoxy-3-formylphenoxy)benzonitrile (0.55 g, 1.8 mmol), methylamine (2M in methanol, 3.0 mL, 6.0 mmol) and sodium cyanoborohydride (0.13 g, 2.1 mmol) were stirred at ambient temperature in a 1% acetic acid/methanol solution (55 mL) for 3 days. The solvent was removed *in vacuo*. The residue was treated with 10% sodium carbonate  
25 solution and extracted with ethyl acetate. Fumaric acid (0.21 g, 1.8 mmol) was added to the separated ethyl acetate layer and the solvent removed *in vacuo*. The residue was triturated overnight with ethyl acetate, collected by filtration, and dried to give 4-chloro-2-[2-ethoxy-3-(methylaminomethyl)phenoxy]benzonitrile fumarate (527 mg, 67%) as a white solid.

30 MS (APCI+) 317/319  $[\text{M}+1]^+$ .

<sup>1</sup>H-NMR (300 MHz, d<sub>6</sub>-DMSO): δ 7.98 (1H, d), 7.48 (1H, br d), 7.36 (1H, dd), 7.32-7.23 (2H, m), 6.74 (1H, s), 6.49 (2H, s), 4.04 (2H, q), 3.98 (2H, s), 2.46 (3H, s), 1.21 (3H, t).

### Example 19

5

#### 4-Chloro-2-[2-(2-fluoroethoxy)-3-(methylaminomethyl)phenoxy]benzonitrile fumarate

##### a) 4-Chloro-2-[2-(2-fluoroethoxy)-3-formylphenoxy]benzonitrile

4-Chloro-2-(3-formyl-2-hydroxyphenoxy)benzonitrile (0.29 g, 1.1 mmol), 1-bromo-2-fluoroethane (0.20 mL, 0.34 g, 2.7 mmol) and cesium carbonate (0.41 g, 1.3 mmol) were  
10 heated with stirring in dry DMF (5 mL) at 50 °C for 23 h. The reaction mixture was cooled, poured into 1N sodium hydroxide solution and extracted with ethyl acetate. The ethyl acetate layer was separated, washed with 1N sodium hydroxide solution (3x), water (4x), brine (1x), and dried over MgSO<sub>4</sub>. After filtration, the solvent was removed *in vacuo*  
15 to yield 4-chloro-2-[2-(2-fluoroethoxy)-3-formylphenoxy]benzonitrile (0.35 g) as a tan solid, which was used without further purification.

<sup>1</sup>H-NMR (300 MHz, CDCl<sub>3</sub>): δ 10.47 (1H, s), 7.82 (1H, dd), 7.61 (1H, d), 7.40 (1H, dd), 7.31 (1H, br t), 7.16 (1H, dd), 6.71 (1H, d) 4.77-4.72 (1H, m), 4.61-4.56 (1H, m), 4.52-4.47  
20 (1H, m), 4.42-4.37 (1H, m).

##### b) 4-Chloro-2-[2-(2-fluoroethoxy)-3-(methylaminomethyl)phenoxy]benzonitrile fumarate

4-Chloro-2-[2-(2-fluoroethoxy)-3-formylphenoxy]benzonitrile (0.35 g, 1.1 mmol),  
25 methylamine (2M in methanol, 3.0 mL, 6.0 mmol) and sodium cyanoborohydride (90 mg, 1.4 mmol) were stirred at ambient temperature in a 1% acetic acid/methanol solution (50 mL) for 16 h. The solvent was removed *in vacuo*. The residue was treated with 10% sodium carbonate solution and extracted with ethyl acetate. The ethyl acetate layer was separated and fumaric acid (0.12 g, 1.0 mmol) was added. After the solvent was removed  
30 *in vacuo*, the residue was triturated with ethyl acetate overnight, collected by filtration and



dried to give 4-chloro-2-[2-(2-fluoroethoxy)-3-(methylaminomethyl)phenoxy]benzonitrile fumarate (194 mg, 40%) as a beige solid.

MS (APCI+) 335/337  $[M+1]^+$ .

5  $^1\text{H-NMR}$  (300 MHz,  $\text{d}_6\text{-DMSO}$ ):  $\delta$  7.95 (1H, d), 7.42 (1H, dd), 7.35 (1H, dd), 7.28-7.18 (2H, m), 6.76 (1H, d), 6.46 (2H, s), 4.71-4.68 (1H, m), 4.55-4.52 (1H, m), 4.28-4.24 (1H, m), 4.18-4.14 (1H, m), 3.85 (2H, s), 2.37 (3H, s).

#### Example 20

10

4-Chloro-2-[3-methylaminomethyl-2-(2,2,2-trifluoroethoxy)phenoxy]-benzonitrile fumarate

a) 4-Chloro-2-[3-formyl-2-(2,2,2-trifluoroethoxy)phenoxy]benzonitrile

15 To a solution of 4-chloro-2-(3-formyl-2-hydroxyphenoxy)benzonitrile (0.44 g, 1.6 mmol) in dry DMSO (10 mL) was added sodium hydride (50 mg, 2.0 mmol, 95%). After stirring for 15 min at ambient temperature, 2-iodo-1,1,1-trifluoroethane (0.47 mL, 1.01 g, 4.8 mmol) was added and the mixture heated with stirring at 120 °C for 43 h. The reaction mixture was cooled, poured into 1N hydrochloric acid and extracted with diethyl ether.  
20 The ether layer was separated, washed with water (3x), brine (1x), and dried over  $\text{MgSO}_4$ . After filtration, the solvent was removed *in vacuo* to give a yellow syrup (0.51 g) which was purified by chromatography to yield 4-chloro-2-[3-formyl-2-(2,2,2-trifluoroethoxy)phenoxy]benzonitrile (0.12 g, 21%) as an off-white solid.

25  $^1\text{H-NMR}$  (300 MHz,  $\text{CDCl}_3$ ):  $\delta$  10.43 (1H, s), 7.84 (1H, dd), 7.65 (1H, d), 7.42-7.35 (2H, m), 7.22 (1H, dd), 6.74 (1H, br d), 4.59 (2H, q).

b) 4-Chloro-2-[3-methylaminomethyl-2-(2,2,2-trifluoroethoxy)phenoxy]-benzonitrile fumarate

4-Chloro-2-[3-formyl-2-(2,2,2-trifluoroethoxy)phenoxy]benzonitrile (0.12 g, 0.33 mmol), methylamine (33% in ethanol, 0.4 mL, 3.2 mmol) and sodium cyanoborohydride (40 mg, 0.6 mmol) were stirred at ambient temperature in a solution of glacial acetic acid (0.5 mL) in methanol (25 mL) for 18 h. The solvent was removed *in vacuo*. The residue was treated  
5 with 10% sodium carbonate solution and extracted with ethyl acetate. The ethyl acetate layer was separated and fumaric acid (39 mg, 0.34 mmol) was added. After the solvent was removed *in vacuo*, the residue was triturated with ethyl acetate overnight, collected by filtration and dried to give 4-chloro-2-[3-methylaminomethyl-2-(2,2,2-trifluoroethoxy)phenoxy]-benzonitrile fumarate (76.5 mg, 47%) as a white solid.

10 MS (APCI+) 371/373  $[M+1]^+$ .

$^1\text{H-NMR}$  (300 MHz,  $d_6$ -DMSO):  $\delta$  8.00 (1H, d), 7.52-7.31 (4H, m), 6.99 (1H, br s), 6.63 (2H, s), 4.77 (2H, q), 4.22 (2H, s), 2.64 (3H, s).

15 Example 21

4-Chloro-2-(3-methylaminomethyl-2-propoxyphenoxy)benzonitrile fumarate

a) 3-Hydroxy-2-propoxybenzaldehyde

20 2,3-Dihydroxybenzaldehyde (1.16 g, 8.40 mmol), potassium carbonate (1.16 g, 8.40 mmol) and 1-iodopropane (0.82 mL, 1.43 g, 8.40 mmol) in dry DMF (10 mL) were stirred at ambient temperature for 20 h. The reaction mixture was poured into water and extracted with diethyl ether. The diethyl ether layer was washed with water (2x), then extracted with 1N sodium hydroxide solution (3x). The basic extracts were combined and acidified by  
25 addition of 3N hydrochloric acid, then extracted with diethyl ether. The ether layer was washed with 10% sodium hydrogen carbonate (3x), water (1x), brine (1x), and dried over  $\text{MgSO}_4$ . After filtration, the solvent was removed *in vacuo* to yield 3-hydroxy-2-propoxybenzaldehyde (0.64 g, 42%) as a yellow solid.

30 MS (APCI+) 180  $[M+1]^+$ .

<sup>1</sup>H-NMR (300 MHz, CDCl<sub>3</sub>): δ 10.28 (1H, s), 7.38 (1H, dd), 7.23 (1H, dd), 7.14 (1H, br t), 5.78 (1H, s), 4.02 (2H, t), 1.95-1.83 (2H, m), 1.08 (3H, t).

b) 4-Chloro-2-(3-formyl-2-propoxyphenoxy)benzonitrile

5 4-Chloro-2-fluorobenzonitrile (0.35 g, 2.2 mmol), 3-hydroxy-2-propoxybenzaldehyde (0.40 g, 2.2 mmol) and cesium carbonate (0.72 g, 2.2 mmol) were heated with stirring in dry DMF (4 mL) at 50 °C for 19 h. The reaction mixture was cooled, poured into water and extracted with ethyl acetate. The ethyl acetate layer was separated, washed with 1N sodium hydroxide solution (2x), water (1x), brine (1x), and dried over MgSO<sub>4</sub>. After filtration, the  
10 solvent was removed *in vacuo* to yield 4-chloro-2-(3-formyl-2-propoxyphenoxy)-benzonitrile (0.69 g, 98%) as a brown oil, which was used without further purification.

<sup>1</sup>H-NMR (300 MHz, CDCl<sub>3</sub>): δ 10.43 (1H, s), 7.81 (1H, dd), 7.61 (1H, d), 7.40 (1H, dd), 7.29 (1H, d), 7.14 (1H, dd), 6.68 (1H, d), 4.12 (2H, t), 1.80-1.65 (2H, m), 0.93 (3H, t).

15

c) 4-Chloro-2-(3-methylaminomethyl-2-propoxyphenoxy)benzonitrile fumarate

4-Chloro-2-(3-formyl-2-propoxyphenoxy)benzonitrile (0.68 g, 2.2 mmol), methylamine (2M in methanol, 3.2 mL, 6.4 mmol) and sodium cyanoborohydride (0.15 g, 2.4 mmol) were stirred at ambient temperature in a 1% acetic acid/methanol solution (70 mL) for 20  
20 h. The solvent was removed *in vacuo*. The residue was treated with 10% sodium carbonate solution and extracted with ethyl acetate. The ethyl acetate layer was separated and fumaric acid (250 mg, 2.2 mmol) was added. After the solvent was removed *in vacuo*, the residue was triturated with ethyl acetate overnight, collected by filtration, and dried to give  
4-chloro-2-(3-methylaminomethyl-2-propoxyphenoxy)benzonitrile fumarate (567 mg,  
25 59%) as a white solid.

MS (APCI+) 331/333 [M+1]<sup>+</sup>.

<sup>1</sup>H-NMR (300 MHz, d<sub>6</sub>-DMSO): δ 7.95 (1H, d), 7.45 (1H, br dd), 7.34 (1H, d), 7.26-7.21 (2H, m), 6.71 (1H, s), 6.50 (2H, s), 3.92-3.85 (4H, m), 2.43 (3H, s), 1.68-1.53 (2H, m),  
30 0.84 (3H, t).

Example 224-Chloro-2-[2-(2-hydroxyethoxy)-3-(methylaminomethyl)phenoxy]-benzonitrile fumarate

5

a) 4-Chloro-2-[3-formyl-2-(2-hydroxyethoxy)phenoxy]benzonitrile

A solution of 4-chloro-2-(3-formyl-2-hydroxyphenoxy)benzonitrile (0.30 g, 1.1 mmol), 2-bromoethanol (0.10 mL, 0.18 g, 1.4 mmol) and cesium carbonate (0.43 g, 1.3 mmol) were heated with stirring in dry DMF (3 mL) at 50 °C. After 22 h, 2-bromoethanol (0.19 mL, 0.33 g, 2.7 mmol) was added, and stirring continued for an additional 24 h at 50 °C. The reaction mixture was cooled, poured into water and extracted with ethyl acetate. The ethyl acetate layer was separated, washed with 1N sodium hydroxide solution (3x), water (1x), brine (1x), and dried over MgSO<sub>4</sub>. After filtration, the solvent was removed *in vacuo* to yield 4-chloro-2-[3-formyl-2-(2-hydroxyethoxy)phenoxy]benzonitrile (0.29 g, 83%) as a tan oil, which was used without further purification.

15

<sup>1</sup>H-NMR (300 MHz, CDCl<sub>3</sub>): δ 10.37 (1H, s), 7.79 (1H, dd), 7.62 (1H, d), 7.40 (1H, dd), 7.34 (1H, d), 7.16 (1H, dd), 6.69 (1H, d), 4.30 (2H, t), 3.90-3.82 (2H, m).

20 b) 4-Chloro-2-[2-(2-hydroxyethoxy)-3-(methylaminomethyl)phenoxy]-benzonitrile fumarate

4-Chloro-2-[3-formyl-2-(2-hydroxyethoxy)phenoxy]benzonitrile (0.29 g, 0.91 mmol), methylamine (2M in methanol, 2.0 mL, 4.0 mmol) and sodium cyanoborohydride (70 mg, 1.1 mmol) were stirred at ambient temperature in a 1% acetic acid/methanol solution (25 mL) for 24 h. The solvent was removed *in vacuo*. The residue was treated with 10% sodium carbonate solution and extracted with ethyl acetate. The ethyl acetate layer was separated and fumaric acid (0.11 g, 0.95 mmol) was added. After the solvent was removed *in vacuo*, the residue was triturated with ethyl acetate overnight, collected by filtration, and dried to give 4-chloro-2-[2-(2-hydroxyethoxy)-3-methylaminomethyl]phenoxy]-benzonitrile fumarate (250 mg, 61%) as a white solid.

30

MS (APCI+) 333/335  $[M+1]^+$ .

$^1\text{H-NMR}$  (300 MHz,  $d_6$ -DMSO):  $\delta$  7.96 (1H, d), 7.43-7.32 (2H, m), 7.28-7.18 (2H, m), 6.75 (1H, br s), 6.47 (2H, s), 4.04 (2H, t), 3.98 (2H, s), 3.58 (2H, t), 2.42 (3H, s).

5

### Example 23

#### 4-Chloro-2-[2-ethoxy-4-(methylaminomethyl)phenoxy]benzonitrile fumarate

##### 10 a) 4-Chloro-2-(2-ethoxy-4-formylphenoxy)benzonitrile

4-Chloro-2-fluorobenzonitrile (0.40 g, 2.6 mmol), 3-ethoxy-4-hydroxybenzaldehyde (0.43 g, 2.6 mmol) and cesium carbonate (0.84 g, 2.6 mmol) were heated with stirring in dry DMF (4 mL) at 50 °C for 20 h. The reaction mixture was cooled, poured into water and extracted with ethyl acetate. The ethyl acetate layer was separated, washed with water (1x),  
15 10% sodium carbonate solution (1x), 0.5N sodium hydroxide solution (1x), water (1x), brine (1x), and dried over  $\text{MgSO}_4$ . After filtration, the solvent was removed *in vacuo* to yield 4-chloro-2-(2-ethoxy-4-formylphenoxy)benzonitrile (0.67 g, 86%) as a yellow solid.

$^1\text{H-NMR}$  (300 MHz,  $\text{CDCl}_3$ ):  $\delta$  9.98 (1H, s), 7.59 (1H, d), 7.55-7.49 (2H, m), 7.30 (1H, d),  
20 7.13 (1H, dd), 6.71 (1H, d), 4.10 (2H, q), 1.26 (3H, t).

##### b) 4-Chloro-2-[2-ethoxy-4-(methylaminomethyl)phenoxy]benzonitrile fumarate

4-Chloro-2-(2-ethoxy-4-formylphenoxy)benzonitrile (0.67 g, 2.2 mmol), methylamine (2M in methanol, 3.5 mL, 7.0 mmol) and sodium cyanoborohydride (0.16 g, 2.5 mmol) were  
25 stirred at ambient temperature in a 1% acetic acid/methanol solution (65 mL) for 18 h. The solvent was removed *in vacuo*. The residue was treated with 10% sodium carbonate solution and extracted with ethyl acetate. The ethyl acetate layer was separated and fumaric acid (0.26 g, 2.2 mmol) was added. After the solvent was removed *in vacuo*, the residue was triturated with ethyl acetate overnight, collected by filtration, and dried to give

4-chloro-2-[2-ethoxy-4-(methylaminomethyl)phenoxy]benzonitrile fumarate (707 mg, 74%) as a white solid.

MS (APCI+) 317/319[M+1]<sup>+</sup>.

5 <sup>1</sup>H-NMR (300 MHz, d<sub>6</sub>-DMSO): 7.92 (1H, d), 7.38 (1H, br s), 7.34 -7.27 (2H, m), 7.10 (1H, br d), 6.67 (1H, br s), 6.49 (2H, s), 4.04 (2H, q), 3.97(2H, s), 2.46 (3H, s), 1.12 (3H, t).

#### Example 24

10

##### 4-Chloro-2-[4-(methylaminomethyl)naphthalen-1-yloxy]benzonitrile fumarate

##### a) 4-Chloro-2-(4-formylnaphthalen-1-yloxy)benzonitrile

4-Chloro-2-fluorobenzonitrile (0.31 g, 2.0 mmol), 4-hydroxy-1-naphthaldehyde (0.34 g, 2.0 mmol) and cesium carbonate (0.64 g, 2.0 mmol) were heated with stirring in dry  
15 DMF (4 mL) at ambient temperature for 10 days. The reaction mixture was poured into water and extracted with ethyl acetate. The ethyl acetate layer was separated, washed with 1N sodium hydroxide solution (2x), water (1x), brine (1x), and dried over MgSO<sub>4</sub>. After filtration, the solvent was removed *in vacuo* to yield 4-chloro-2-(4-formylnaphthalen-1-yloxy)benzonitrile (0.34 g, 56%) as a tan solid, which was used without further  
20 purification.

25

<sup>1</sup>H-NMR (300 MHz, CDCl<sub>3</sub>): δ 10.36 (1H, s), 9.35 (1H, d), 8.27 (1H, br d), 7.99 (1H, d), 7.83-7.77 (1H, m), 7.73-7.63 (2H, m), 7.29 (1H, br d), 7.09 (1H, d), 6.98 (1H, d).

##### b) 4-Chloro-2-[4-(methylaminomethyl)naphthalen-1-yloxy]benzonitrile fumarate

4-Chloro-2-(4-formylnaphthalen-1-yloxy)benzonitrile (0.34 g, 1.1 mmol), methylamine (2M in methanol, 2.0 mL, 4.0 mmol) and sodium cyanoborohydride (80 mg, 1.3 mmol) were stirred at ambient temperature in a 1% acetic acid/methanol solution (30 mL) for 18  
30 h. The solvent was removed *in vacuo*. The residue was treated with 10% sodium carbonate

solution and extracted with ethyl acetate. The ethyl acetate layer was separated and fumaric acid (0.12 g, 1.0 mmol) was added. After the solvent was removed *in vacuo*, the residue was triturated with ethyl acetate overnight, collected by filtration, and dried to give 4-chloro-2-[4-(methylaminomethyl)naphthalen-1-yloxy]benzonitrile fumarate (328 mg, 68%) as an off-white solid.

MS (APCI+) 323/325  $[M+1]^+$ .

$^1\text{H-NMR}$  (300 MHz,  $d_6$ -DMSO):  $\delta$  8.32 (1H, d), 8.05-7.98 (2H, m), 7.74-7.60 (3H, m), 7.41 (1H, dd), 7.30 (1H, d), 6.86 (1H, br d), 6.49 (2H, s), 4.33 (2H, s), 2.50 (3H, s).

#### Example 25

##### 4-Chloro-2-[3-(dimethylaminomethyl)phenoxy]benzonitrile fumarate

4-Chloro-2-(3-formylphenoxy)benzonitrile (0.20 g, 0.78 mmol), dimethylamine (2M in methanol, 1.0 mL, 2.0 mmol) and sodium cyanoborohydride (60 mg, 0.96 mmol) were stirred at ambient temperature in a 1% acetic acid/methanol solution (20 mL) for 18 h. The solvent was removed *in vacuo*. The residue was treated with 10% sodium carbonate solution and extracted with ethyl acetate. The ethyl acetate layer was separated and fumaric acid (0.10 g, 0.86 mmol) was added. After the solvent was removed *in vacuo*, the residue was triturated with ethyl acetate overnight, collected by filtration, and dried to give 4-chloro-2-[3-(dimethylaminomethyl)phenoxy]benzonitrile fumarate (179 mg, 58%) as a white solid.

MS (APCI+) 287/289  $[M+1]^+$ .

$^1\text{H-NMR}$  (300 MHz,  $d_6$ -DMSO):  $\delta$  7.96 (1H, d), 7.48 (1H, br t), 7.39 (1H, dd), 7.30 (1H, br d), 7.22-7.12 (2H, m), 6.99 (1H, d), 6.60 (2H, s), 3.64 (2H, s), 2.28 (6H, s).

#### Example 26

4-Chloro-2-{3-[(2-(hydroxyethyl)amino)methyl]phenoxy}benzonitrile fumarate

4-Chloro-2-(3-formylphenoxy)benzonitrile (0.20 g, 0.78 mmol), ethanolamine (50  $\mu$ L, 51 mg, 0.83 mmol) and sodium cyanoborohydride (60 mg, 0.96 mmol) were stirred at ambient temperature in a 1% acetic acid/methanol solution (20 mL) for 40 h. The solvent was removed *in vacuo*. The residue was treated with 10% sodium carbonate solution and extracted with ethyl acetate. The ethyl acetate layer was separated and fumaric acid (0.10 g, 0.86 mmol) was added. After the solvent was removed *in vacuo*, the residue was triturated with ethyl acetate overnight, collected by filtration, and dried to give 4-chloro-2-  
10 {3-[(2-(hydroxyethyl)amino)methyl]phenoxy}benzonitrile fumarate (240 mg, 73%) as a white solid.

MS (APCI+) 303/305  $[M+1]^+$ .

$^1\text{H-NMR}$  (300 MHz,  $d_6$ -DMSO):  $\delta$  7.97 (1H, d), 7.49 (1H, t), 7.41-7.35 (2H, m), 7.31 (1H, br s), 7.16 (1H, br d), 6.97 (1H, br s), 6.53 (2H, s), 3.97 (2H, s), 3.57 (2H, t), 2.77 (2H, t).  
15

Example 274-Chloro-2-{3-[(2-methoxyethylamino)methyl]phenoxy}benzonitrile fumarate

20

4-Chloro-2-(3-formylphenoxy)benzonitrile (0.20 g, 0.78 mmol), 2-methoxyethylamine (72  $\mu$ L, 62 mg, 0.83 mmol) and sodium cyanoborohydride (60 mg, 0.96 mmol) were stirred at ambient temperature in a 1% acetic acid/methanol solution (20 mL) for 40 h. The solvent was removed *in vacuo*. The residue was treated with 10% sodium carbonate solution and extracted with ethyl acetate. The ethyl acetate layer was separated and fumaric acid (0.10 g, 0.86 mmol) was added. After the solvent was removed *in vacuo*, the residue was triturated with ethyl acetate overnight, collected by filtration, and dried to give 4-chloro-2-  
25 {3-[(2-methoxyethylamino)methyl]phenoxy}benzonitrile fumarate (208 mg, 61%) as a white solid.

30



MS (APCI+) 317/319  $[M+1]^+$ .

$^1\text{H-NMR}$  (300 MHz,  $d_6$ -DMSO):  $\delta$  7.96 (1H, d), 7.45 (1H, t), 7.39 (1H, dd), 7.30 (1H, br d), 7.22 (1H, br s), 7.11 (1H, br d), 6.94 (1H, br s), 6.62 (2H, s), 3.84 (2H, s), 3.43 (2H, t), 3.23 (3H, s), 2.73 (2H, t).

5

### Example 28

#### 4-Chloro-2-[3-(propylaminomethyl)phenoxy]benzonitrile fumarate

10 4-Chloro-2-(3-formylphenoxy)benzonitrile (0.20 g, 0.78 mmol), n-propylamine (140  $\mu\text{L}$ , 101 mg, 1.7 mmol) and sodium cyanoborohydride (60 mg, 0.96 mmol) were stirred at ambient temperature in a 1% acetic acid/methanol solution (20 mL) for 5 days. The solvent was removed *in vacuo*. The residue was treated with 10% sodium carbonate solution and extracted with ethyl acetate. The ethyl acetate layer was separated and fumaric acid (0.10  
15 g, 0.86 mmol) was added. After the solvent was removed *in vacuo*, the residue was triturated with ethyl acetate overnight, collected by filtration, and dried to give 4-chloro-2-[3-(propylaminomethyl)phenoxy]benzonitrile fumarate (250 mg, 78%) as a white solid.

MS (APCI+) 301/303  $[M+1]^+$ .

20  $^1\text{H-NMR}$  (300 MHz,  $d_6$ -DMSO):  $\delta$  7.97 (1H, d), 7.49 (1H, t), 7.40 (1H, dd), 7.35 (1H, br d), 7.29 (1H, br s), 7.17 (1H, br dd), 6.96 (1H, br s), 6.46 (2H, s), 3.94 (2H, s), 2.63 (2H, t), 1.61-1.46 (2H, m), 0.86 (3H, t).

### Example 29

25

#### 4-Chloro-2-{3-[(2-dimethylaminoethylamino)methyl]phenoxy}benzonitrile fumarate

4-Chloro-2-(3-formylphenoxy)benzonitrile (0.20 g, 0.78 mmol),  
N,N-dimethylethylenediamine (90  $\mu\text{L}$ , 72 mg, 0.82 mmol) and sodium cyanoborohydride  
30 (60 mg, 0.96 mmol) were stirred at ambient temperature in a 1% acetic acid/methanol

solution (20 mL) for 5 days. The solvent was removed *in vacuo*. The residue was treated with 10% sodium carbonate solution and extracted with ethyl acetate. The ethyl acetate layer was separated and fumaric acid (0.10 g, 0.86 mmol) was added. After the solvent was removed *in vacuo*, the residue was triturated with ethyl acetate overnight, collected by  
5 filtration, and dried to give 4-chloro-2-{3-[(2-dimethylaminoethylamino)methyl]-phenoxy}benzonitrile fumarate (315 mg, 90%) as a white solid.

MS (APCI+) 330/332  $[M+1]^+$ .

<sup>1</sup>H-NMR (300 MHz, d<sub>6</sub>-DMSO): δ 7.98 (1H, d), 7.47 (1H, t), 7.40 (1H, dd), 7.31 (1H, br  
10 d), 7.25 (1H, br s), 7.13 (1H, br dd), 6.94 (1H, br s), 6.49 (2H, s), 3.85 (2H, s), 2.71 (2H, t), 2.55 (2H, t), 2.26 (6H, s).

### Example 30

#### 15 4-Chloro-2-{3-[(3-hydroxypropylamino)methyl]phenoxy}benzonitrile fumarate

4-Chloro-2-(3-formylphenoxy)benzonitrile (0.21 g, 0.81 mmol), 3-aminopropan-1-ol (65  
μL, 64 mg, 0.85 mmol) and sodium cyanoborohydride (60 mg, 0.96 mmol) were stirred at  
ambient temperature in a 1% acetic acid/methanol solution (20 mL) for 5 days. The solvent  
20 was removed *in vacuo*. The residue was treated with 10% sodium carbonate solution and  
extracted with ethyl acetate. The ethyl acetate layer was separated and fumaric acid (0.10  
g, 0.86 mmol) was added. After the solvent was removed *in vacuo*, the residue was  
triturated with ethyl acetate overnight, collected by filtration, and dried to give 4-chloro-2-  
{3-[(3-hydroxypropylamino)methyl]phenoxy}benzonitrile fumarate (352 mg, 99%) as a  
25 white solid.

MS (APCI+) 317/319  $[M+1]^+$ .

<sup>1</sup>H-NMR (300 MHz, d<sub>6</sub>-DMSO): δ 7.97 (1H, d), 7.48 (1H, t), 7.39 (1H, dd), 7.35 (1H, br  
d), 7.29 (1H, br s), 7.16 (1H, br dd), 6.95 (1H, br s), 6.46 (2H, s), 3.93 (2H, s), 3.45 (2H, t),  
30 2.72 (2H, t), 1.71-1.61 (2H, m).

Example 314-Chloro-2-[3-(pyrrolidin-1-ylmethyl)phenoxy]benzonitrile fumarate

5

4-Chloro-2-(3-formylphenoxy)benzonitrile (0.20 g, 0.78 mmol), pyrrolidine (0.14 mL, 0.12 g, 1.7 mmol) and sodium cyanoborohydride (60 mg, 0.96 mmol) were stirred at ambient temperature in a 1% acetic acid/methanol solution (20 mL) for 5 days. The solvent was removed *in vacuo*. The residue was treated with 10% sodium carbonate solution and  
10 extracted with ethyl acetate. The ethyl acetate layer was separated and fumaric acid (0.10 g, 0.86 mmol) was added. After the solvent was removed *in vacuo*, the residue was triturated with ethyl acetate overnight, collected by filtration, and dried to give 4-chloro-2-[3-(pyrrolidin-1-ylmethyl)phenoxy]benzonitrile fumarate (117 mg, 35%) as a white solid.

15 MS (APCI+) 313/315  $[M+1]^+$ .

$^1\text{H-NMR}$  (300 MHz,  $d_6$ -DMSO):  $\delta$  7.97 (1H, d), 7.45 (1H, t), 7.39 (1H, dd), 7.27 (1H, br d), 7.17 (1H, br s), 7.11 (1H, br d), 6.95 (1H, br s), 6.48 (2H, s), 3.68 (2H, s), 3.11-3.05 (4H, m), 1.85-1.77 (2H, m), 1.75-1.67 (2H, m).

20

Example 324-Chloro-5-fluoro-2-(2-methoxy-3-methylaminomethylphenoxy)benzonitrile fumaratea) 4-Chloro-2,5-difluorobenzamide

25 4-Chloro-2,5-difluorobenzoic acid (2.05 g, 10.6 mmol) was suspended in dry toluene (40 mL, plus two drops DMF) with cooling in an ice water bath. Oxalyl chloride (2.4 mL, 3.5 g, 27.5 mmol) was added and reaction mixture was allowed to reach ambient temperature with stirring. After 18 h, the solvent was removed *in vacuo* and the residue dissolved in 2-methoxyethyl ether (6 mL), which was added to concentrated ammonium hydroxide (80  
30 mL) with stirring. After 1 h, the resulting precipitate was collected by filtration, washed

with water and dried to give 4-chloro-2,5-difluorobenzamide (1.52 g, 75%) as a beige solid.

MS (APCI+) 192  $[M+1]^+$ .

5  $^1\text{H-NMR}$  (300 MHz,  $\text{CDCl}_3$ ):  $\delta$  7.96-7.88 (1H, m), 7.30-7.22 (1H, m), 6.61 (1H, br s), 5.98 (1H, br s).

b) 4-Chloro-2,5-difluorobenzonitrile

4-Chloro-2,5-difluorobenzamide (1.50 g, 7.83 mmol) was dissolved in dry DMF (10 mL) and cooled with an ice-water bath. Thionyl chloride (2.8 mL, 4.6 g, 38 mmol) was added, 10 and the resulting solution was heated to 80 °C with stirring for 2.5 h. The cooled reaction mixture was poured into water and extracted with ethyl acetate. The ethyl acetate layer was washed with water (1x), saturated sodium hydrogen carbonate (1x), water (3x), brine (1x), and dried over  $\text{MgSO}_4$ . After filtration, the solvent was removed *in vacuo* to give a 15 yellowish tan solid (0.60 g). Purification by chromatography gave 4-chloro-2,5-difluorobenzonitrile (0.48 g, 35%) as a tan crystalline solid.

$^1\text{H-NMR}$  (300 MHz,  $\text{CDCl}_3$ ):  $\delta$  7.42 (1H, dd), 7.35 (1H, dd).

20 c) 4-Chloro-5-fluoro-2-(3-formyl-2-methoxyphenoxy)benzonitrile

4-Chloro-2,5-difluorobenzonitrile (0.45 g, 2.6 mmol), 3-hydroxy-2-methoxybenzaldehyde (0.39 g, 2.6 mmol) and cesium carbonate (0.84 g, 2.6 mmol) were heated with stirring in dry DMF (5 mL) at 50 °C for 18 h. The reaction mixture was cooled, poured into 0.1N sodium hydroxide solution and extracted with ethyl acetate. The ethyl acetate layer was 25 separated, washed with 0.1N sodium hydroxide solution (1x), water (2x), brine (1x), and dried over  $\text{MgSO}_4$ . After filtration, the solvent was removed *in vacuo*, and purified by chromatography to yield 4-chloro-5-fluoro-2-(3-formyl-2-methoxyphenoxy)benzonitrile (0.33 g, 42%) as a pale yellow solid.

<sup>1</sup>H-NMR (300 MHz, CDCl<sub>3</sub>): δ 10.40 (1H, s), 7.81 (1H, dd), 7.47 (1H, d), 7.38 (1H, dd), 7.30 (1H, d), 6.76 (1H, d), 4.01 (3H, s).

d) 4-Chloro-5-fluoro-2-(2-methoxy-3-methylaminomethylphenoxy)benzonitrile fumarate

5 4-Chloro-5-fluoro-2-(3-formyl-2-methoxyphenoxy)benzonitrile (0.29 g, 0.95 mmol), methylamine (33% in ethanol, 1.0 mL, 8.0 mmol) and sodium cyanoborohydride (90 mg, 1.4 mmol) were stirred at ambient temperature in a 1% acetic acid/methanol solution (50 mL) for 44 h. The solvent was removed *in vacuo*. The residue was treated with 10% sodium carbonate solution and extracted with ethyl acetate. The ethyl acetate layer was  
10 separated and fumaric acid (65 mg, 0.56 mmol) was added. After the solvent was removed *in vacuo*, the residue was triturated with ethyl acetate overnight, collected by filtration, and dried to give 4-chloro-5-fluoro-2-(2-methoxy-3-methylaminomethylphenoxy)benzonitrile fumarate (143 mg, 35%) as a white solid.

15 MS (APCI+) 321/323 [M+1]<sup>+</sup>.

<sup>1</sup>H-NMR (300 MHz, d<sub>6</sub>-DMSO): δ 8.20 (1H, d), 7.42-7.38 (1H, m), 7.25-7.17 (2H, m), 7.03 (1H, d), 6.48 (2H, s), 3.89 (2H, s), 3.79 (3H, s), 2.42 (3H, s).

Example 33

20

4-Bromo-2-(2-methoxy-3-methylaminomethyl-phenoxy)-benzonitrile fumarate

a) 4-Bromo-2-(3-formyl-2-methoxyphenoxy)benzonitrile

4-Bromo-2-fluorobenzonitrile (0.41 g, 2.0 mmol), 3-hydroxy-2-methoxybenzaldehyde  
25 (0.31 g, 2.0 mmol) and cesium carbonate (0.66 g, 2.0 mmol) were heated with stirring in dry DMF (4 mL) at 50 °C for 18 h. The reaction mixture was cooled, poured into water and extracted with ethyl acetate. The ethyl acetate layer was separated, washed with 1N sodium hydroxide solution (2x), water (1x), brine (1x), and dried over MgSO<sub>4</sub>. After filtration, the solvent was removed *in vacuo* to yield 4-bromo-2-(3-formyl-2-methoxyphenoxy)-  
30 benzonitrile (0.55 g, 81%) as a yellow solid.

MS (APCI+) 332/334  $[M+1]^+$ .

$^1\text{H-NMR}$  (300 MHz,  $\text{CDCl}_3$ ):  $\delta$  10.41 (1H, s), 7.81 (1H, dd), 7.54 (1H, d), 7.40 (1H, dd), 7.34-7.28 (2H, m), 6.85 (1H, d), 4.01 (3H, s).

5      b) 4-Bromo-2-(2-methoxy-3-methylaminomethyl-phenoxy)-benzonitrile fumarate

4-Bromo-2-(3-formyl-2-methoxyphenoxy)benzonitrile (0.55 g, 1.7 mmol), methylamine (2M in methanol, 3.0 mL, 6.0 mmol) and sodium cyanoborohydride (120 mg, 1.9 mmol) were stirred at ambient temperature in a 1% acetic acid/methanol solution (40 mL) for 17 h. The solvent was removed *in vacuo*. The residue was treated with 10% sodium carbonate solution and extracted with ethyl acetate. The ethyl acetate layer was separated and fumaric acid (0.20 g, 1.7 mmol) was added. After the solvent was removed *in vacuo*, the residue was triturated with ethyl acetate overnight, collected by filtration, and dried to give 4-bromo-2-(2-methoxy-3-methylaminomethyl-phenoxy)-benzonitrile fumarate (546 mg, 71%) as a white solid.

MS (APCI+) 347/349  $[M+1]^+$ .

$^1\text{H-NMR}$  (300 MHz,  $d_6\text{-DMSO}$ ):  $\delta$  7.88 (1H, d), 7.50 (1H, dd), 7.46-7.41 (1H, m), 7.28-7.22 (2H, m), 6.89 (1H, d), 6.49 (2H, s), 3.94 (2H, s), 3.79 (3H, s), 2.44 (3H, s).

20                      Example 34

2-(2-Methoxy-3-methylaminomethyl-phenoxy)-6-trifluoromethyl-nicotinonitrile fumarate

25      a) 2-(3-Formyl-2-methoxyphenoxy)-6-(trifluoromethyl)nicotinonitrile

2-Chloro-6-(trifluoromethyl)nicotinonitrile (0.34 g, 1.6 mmol), 3-hydroxy-2-methoxybenzaldehyde (0.25 g, 1.6 mmol) and potassium fluoride (0.29 g, 4.9 mmol) were heated with stirring in dry DMF (4 mL) at 120 °C for 3 h. The reaction mixture was cooled, poured into 1N sodium hydroxide solution and extracted with ethyl acetate. The ethyl acetate layer was separated, washed with 1N sodium hydroxide solution (3x), water

(3x), brine (1x), and dried over  $\text{MgSO}_4$ . After filtration, the solvent was removed *in vacuo* to yield 2-(3-formyl-2-methoxyphenoxy)-6-(trifluoromethyl)nicotinonitrile (0.50 g, 94%) as a yellow solid.

5 MS (APCI+) 323  $[\text{M}+1]^+$ .

$^1\text{H}$ -NMR (300 MHz,  $\text{CDCl}_3$ ):  $\delta$  10.37 (1H, s), 8.23 (1H, d), 7.81 (1H, dd), 7.54-7.47 (2H, m), 7.32-7.26 (1H, m), 3.96 (3H, s).

b) 2-(2-Methoxy-3-methylaminomethyl-phenoxy)-6-trifluoromethyl-nicotinonitrile  
10 fumarate

2-(3-Formyl-2-methoxyphenoxy)-6-(trifluoromethyl)nicotinonitrile (0.50 g, 1.6 mmol), methylamine (33% in ethanol, 0.9 mL, 7.2 mmol) and sodium cyanoborohydride (120 mg, 1.9 mmol) were stirred at ambient temperature in a 1% acetic acid/methanol solution (80 mL) for 18 h. The solvent was removed *in vacuo*. The residue was treated with 10%  
15 sodium carbonate solution and extracted with ethyl acetate. The ethyl acetate layer was separated and fumaric acid (0.20 g, 1.7 mmol) was added. After the solvent was removed *in vacuo*, the residue was triturated with ethyl acetate overnight, collected by filtration, and dried to give 2-(2-methoxy-3-methylaminomethyl-phenoxy)-6-trifluoromethyl-nicotinonitrile fumarate (468 mg, 67%) as a white solid.

20 MS (APCI+) 338  $[\text{M}+1]^+$ .

$^1\text{H}$ -NMR (300 MHz,  $\text{d}_6$ -DMSO):  $\delta$  8.78 (1H, d), 7.85 (1H, d), 7.48 (1H, d), 7.37 (1H, d), 7.28-7.22 (1H, m), 6.50 (2H, s), 3.97 (2H, s), 3.74 (3H, s), 2.40 (3H, s).

25

Example 35

4-Methoxy-2-(2-methoxy-3-methylaminomethyl-phenoxy)-benzonitrile fumarate

a) 2-Fluoro-4-methoxy-benzonitrile

2-Fluoro-4-hydroxybenzonitrile (0.50 g, 3.7 mmol), potassium carbonate (0.53 g, 3.8 mmol) and iodomethane (0.34 mL, 0.78 g, 5.5 mmol) in dry DMF (5 mL) were stirred at ambient temperature for 21 h. The reaction mixture was poured into water and extracted with ethyl acetate. The ethyl acetate layer was washed with 1N sodium hydroxide solution (2x), water (3x), brine (1x), and dried over MgSO<sub>4</sub>. After filtration, the solvent was removed *in vacuo* to yield 2-fluoro-4-methoxy-benzonitrile (0.54 g, 98%) as a white crystalline solid.

<sup>1</sup>H-NMR (300 MHz, CDCl<sub>3</sub>): δ 7.55-7.48 (1H, m), 6.77 (1H, dd), 6.71 (1H, dd), 3.86 (3H, s).

b) 2-(3-Formyl-2-methoxy-phenoxy)-4-methoxy-benzonitrile

2-Fluoro-4-methoxy-benzonitrile (0.28 g, 1.8 mmol), 3-hydroxy-2-methoxybenzaldehyde (0.28 g, 1.8 mmol) and cesium carbonate (0.90 g, 2.4 mmol) were heated with stirring in dry DMF (4 mL) at 50 °C for 40 h. The reaction mixture was cooled, poured into 1N sodium hydroxide solution and extracted with ethyl acetate. The ethyl acetate layer was separated, washed with 1N sodium hydroxide solution (4x), water (4x), brine (1x), and dried over MgSO<sub>4</sub>. After filtration, the solvent was removed *in vacuo* to yield 2-(3-formyl-2-methoxy-phenoxy)-4-methoxy-benzonitrile (0.38 g, 73%) as a tan oil.

MS (APCI+) 284 [M+1]<sup>+</sup>.

<sup>1</sup>H-NMR (300 MHz, d<sub>6</sub>-DMSO): δ 10.42 (1H, s), 7.75 (1H, dd), 7.60 (1H, br d), 7.36 (1H, dd), 7.27-7.21 (1H, m), 6.68 (1H, br dd), 6.21 (1H, br d), 4.04 (3H, s), 3.75 (3H, s).

c) 4-Methoxy-2-(2-methoxy-3-methylaminomethyl-phenoxy)-benzonitrile fumarate

2-(3-Formyl-2-methoxy-phenoxy)-4-methoxy-benzonitrile (0.38 g, 1.3 mmol), methylamine (2M in methanol, 3.0 mL, 6.0 mmol) and sodium cyanoborohydride (110 mg, 1.8 mmol) were stirred at ambient temperature in a 1% acetic acid/methanol solution (50 mL) for 17 h. The solvent was removed *in vacuo*. The residue was treated with 10% sodium carbonate solution and extracted with ethyl acetate. The ethyl acetate layer was



separated and fumaric acid (0.15 g, 1.3 mmol) was added. After the solvent was removed *in vacuo*, the residue was triturated with ethyl acetate overnight, collected by filtration, and dried to give 4-methoxy-2-(2-methoxy-3-methylaminomethyl-phenoxy)-benzonitrile fumarate (326 mg, 58%) as an off-white solid.

MS (APCI+) 299  $[M+1]^+$ .

$^1\text{H-NMR}$  (300 MHz,  $d_6$ -DMSO):  $\delta$  7.83 (1H, d), 7.39 (1H, br d), 7.24-7.14 (2H, m), 6.85 (1H, dd), 6.48 (2H, s), 6.21 (1H, d), 3.93 (2H, s), 3.80 (3H, s), 3.73 (3H, s), 2.43 (3H, s).

### Example 36

#### 3-Fluoro-2-(2-methoxy-3-(methylaminomethyl)phenoxy)-4-methyl-benzonitrile fumarate

##### a) 2,3-Difluoro-4-methylbenzonitrile

2,3-Difluoro-4-methylbenzamide (1.02 g, 5.96 mmol) was dissolved in dry DMF (8 mL) and cooled with an ice-water bath. Thionyl chloride (2.2 mL, 3.6 g, 30 mmol) was added, and the resulting solution was heated to 80 °C with stirring for 8 h. The cooled reaction mixture was poured into water and extracted with diethyl ether. The ether layer was washed with water (1x), saturated sodium hydrogen carbonate (1x), water (1x), brine (1x), and dried over  $\text{MgSO}_4$ . After filtration, the solvent was removed *in vacuo* to give a dark orange solid (0.87 g). Purification by chromatography gave 2,3-difluoro-4-methylbenzonitrile (0.28 g, 30%) as a yellow solid.

$^1\text{H-NMR}$  (300 MHz,  $\text{CDCl}_3$ ):  $\delta$  7.32-7.25 (1H, m), 7.10-7.03 (1H, m), 2.39 (3H, d).

##### b) 3-Fluoro-2-(3-formyl-2-methoxyphenoxy)-4-methylbenzonitrile

2,3-Difluoro-4-methylbenzonitrile (0.21 g, 1.4 mmol), 3-hydroxy-2-methoxybenzaldehyde (0.21 g, 1.4 mmol) and cesium carbonate (0.45 g, 1.4 mmol) were heated with stirring in dry DMF (4 mL) at 50 °C for 18 h. The reaction mixture was cooled, poured into 0.1N sodium hydroxide solution and extracted with diethyl ether. The ether layer was separated,

washed with 0.1N sodium hydroxide solution (2x), water (3x), brine (1x), and dried over  $\text{MgSO}_4$ . After filtration, the solvent was removed *in vacuo*, and purified by chromatography to yield 3-fluoro-2-(3-formyl-2-methoxyphenoxy)-4-methylbenzonitrile (0.12 g, 31%) as a colourless glass.

MS (APCI+) 286  $[\text{M}+1]^+$ .

$^1\text{H}$ -NMR (300 MHz,  $\text{CDCl}_3$ ):  $\delta$  10.45 (1H, s), 7.61 (1H, br d), 7.40 (1H, br d), 7.19-7.06 (2H, m), 6.95 (1H, br d), 4.12 (3H, s), 2.37 (3H, d).

c) 3-Fluoro-2-(2-methoxy-3-(methylaminomethyl)phenoxy)-4-methyl-benzonitrile fumarate

3-Fluoro-2-(3-formyl-2-methoxyphenoxy)-4-methylbenzonitrile (0.10 g, 0.35 mmol), methylamine (33% in ethanol, 0.5 mL, 4.0 mmol) and sodium cyanoborohydride (30 mg, 0.48 mmol) were stirred at ambient temperature in a 1% acetic acid/methanol solution (25 mL) for 67 h. The solvent was removed *in vacuo*. The residue was treated with 10% sodium carbonate solution and extracted with ethyl acetate. The ethyl acetate layer was separated and fumaric acid (41 mg, 0.35 mmol) was added. After the solvent was removed *in vacuo*, the residue was triturated with ethyl acetate overnight, collected by filtration, and dried to give 3-fluoro-2-(2-methoxy-3-(methylaminomethyl)phenoxy)-4-methyl-benzonitrile fumarate (83 mg, 57%) as a white solid.

MS (APCI+) 301  $[\text{M}+1]^+$ .

$^1\text{H}$ -NMR (300 MHz,  $d_6$ -DMSO):  $\delta$  7.72 (1H, d), 7.43 (1H, t), 7.26 (1H, d), 7.13 (1H, t), 6.82 (1H, d), 6.66 (2H, s), 4.23 (2H, s), 4.00 (3H, s), 2.64 (3H, s), 2.38 (3H, s).

Example 37

2-(2-Methoxy-3-methylaminomethyl-phenoxy)-6-methyl-nicotinonitrile fumarate

a) 2-(3-Formyl-2-methoxy-phenoxy)-6-methyl-nicotinonitrile

2-Chloro-6-methylnicotinonitrile (0.25 g, 1.6 mmol), 3-hydroxy-2-methoxybenzaldehyde (0.25 g, 1.6 mmol) and potassium fluoride (0.29 g, 4.9 mmol) were heated with stirring in dry DMF (4 mL) at 120 °C for 5 h. The reaction mixture was cooled, poured into 1N sodium hydroxide solution and extracted with ethyl acetate. The ethyl acetate layer was separated, washed with 1N sodium hydroxide solution (2x), water (3x), brine (1x), and dried over MgSO<sub>4</sub>. After filtration, the solvent was removed *in vacuo* to yield 2-(3-formyl-2-methoxy-phenoxy)-6-methyl-nicotinonitrile (0.30 g, 68%) as a yellow solid.

MS (APCI+) 269 [M+1]<sup>+</sup>.

<sup>1</sup>H-NMR (300 MHz, CDCl<sub>3</sub>): δ 10.39 (1H, s), 7.89 (1H, d), 7.76 (1H, dd), 7.46 (1H, dd), 7.28-7.20 (1H, m), 6.97 (1H, d), 3.97 (3H, s), 2.38 (3H, s).

b) 2-(2-Methoxy-3-methylaminomethyl-phenoxy)-6-methyl-nicotinonitrile fumarate

2-(3-Formyl-2-methoxy-phenoxy)-6-methyl-nicotinonitrile (0.30 g, 1.1 mmol), methylamine (2M in methanol, 3.0 mL, 6.0 mmol) and sodium cyanoborohydride (90 mg, 1.4 mmol) were stirred at ambient temperature in a 1% acetic acid/methanol solution (50 mL) for 20 h. The solvent was removed *in vacuo*. The residue was treated with 10% sodium carbonate solution and extracted with ethyl acetate. The ethyl acetate layer was separated and fumaric acid (0.13 g, 1.1 mmol) was added. After the solvent was removed *in vacuo*, the residue was triturated with ethyl acetate overnight, collected by filtration, and dried to give 2-(2-methoxy-3-methylaminomethyl-phenoxy)-6-methyl-nicotinonitrile fumarate (180 mg, 40%) as an off-white solid.

MS (APCI+) 284 [M+1]<sup>+</sup>.

<sup>1</sup>H-NMR (300 MHz, d<sub>6</sub>-DMSO): δ 8.28 (1H, d), 7.36 (1H, dd), 7.26-7.15 (3H, m), 6.48 (2H, s), 3.88 (2H, s), 3.72 (3H, s), 2.40 (3H, s), 2.32 (3H, s).

Example 38

6-Ethyl-2-(2-methoxy-3-methylaminomethyl-phenoxy)-nicotinonitrile difumarate

a) 6-Ethyl-2-(3-formyl-2-methoxy-phenoxy)-nicotinonitrile

2-Chloro-6-ethylnicotinonitrile (0.27 g, 1.6 mmol), 3-hydroxy-2-methoxybenzaldehyde (0.25 g, 1.6 mmol) and potassium fluoride (0.29 g, 4.9 mmol) were heated with stirring in dry DMF (4 mL) at 120 °C for 6 h, then at 80 °C for 16 h. The reaction mixture was cooled, poured into 1N sodium hydroxide solution and extracted with ethyl acetate. The ethyl acetate layer was separated, washed with 1N sodium hydroxide solution (3x), water (4x), brine (1x), and dried over MgSO<sub>4</sub>. After filtration, the solvent was removed in vacuo to yield 6-ethyl-2-(3-formyl-2-methoxy-phenoxy)-nicotinonitrile (0.28 g, 61%) as a yellow oil.

MS (APCI+) 283 [M+1]<sup>+</sup>.

<sup>1</sup>H-NMR (300 MHz, CDCl<sub>3</sub>): δ 10.40 (1H, s), 7.91 (1H, d), 7.76 (1H, dd), 7.46 (1H, dd), 7.27-7.20 (1H, m), 6.97 (1H, d), 3.98 (3H, s), 2.65 (2H, q), 1.10 (3H, t).

b) 6-Ethyl-2-(2-methoxy-3-methylaminomethyl-phenoxy)-nicotinonitrile difumarate

6-Ethyl-2-(3-formyl-2-methoxy-phenoxy)-nicotinonitrile (0.28 g, 1.0 mmol), methylamine (33% in ethanol, 0.8 mL, 6.4 mmol) and sodium cyanoborohydride (80 mg, 1.3 mmol) were stirred at ambient temperature in a 1% acetic acid/methanol solution (60 mL) for 16 h. The solvent was removed *in vacuo*. The residue was treated with 10% sodium carbonate solution and extracted with ethyl acetate. The ethyl acetate layer was separated and fumaric acid (0.12 g, 1.0 mmol) was added. After the solvent was removed *in vacuo*, the residue was triturated with ethyl acetate overnight, collected by filtration, and dried to give 6-ethyl-2-(2-methoxy-3-methylaminomethyl-phenoxy)-nicotinonitrile difumarate (166 mg, 32%) as a beige solid.

MS (APCI+) 298 [M+1]<sup>+</sup>.

<sup>1</sup>H-NMR (300 MHz, d<sub>6</sub>-DMSO): δ 8.30 (1H, d), 7.36 (1H, br d), 7.26-7.15 (3H, m), 6.47 (4H, s), 3.87 (2H, s), 3.71 (3H, s), 2.59 (2H, q), 2.38 (3H, s), 1.02 (3H, t).

Example 394-Methyl-2-(3-methylaminomethyl-phenoxy)-benzonitrile fumarate

5

a) 2-(3-Formyl-phenoxy)-4-methyl-benzonitrile

4-Methyl-2-nitrobenzonitrile (0.50 g, 3.1 mmol), 3-hydroxybenzaldehyde (0.38 g, 3.1 mmol) and cesium carbonate (1.00 g, 3.1 mmol) were heated with stirring in dry DMF (5 mL) at 80 °C for 28 h. The reaction mixture was cooled, poured into water and  
10 extracted with ethyl acetate. The ethyl acetate layer was separated, washed with 0.1N sodium hydroxide solution (3x), water (1x), brine (1x), and dried over MgSO<sub>4</sub>. After filtration, the solvent was removed *in vacuo* to yield 2-(3-formyl-phenoxy)-4-methyl-benzonitrile (0.26 g, 36%) as a brown resin, and was carried forward without further purification.

15

MS (APCI+) 233 [M+1]<sup>+</sup>.

<sup>1</sup>H-NMR (300 MHz, CDCl<sub>3</sub>): δ 10.00 (1H, s), 7.71 (1H, br d), 7.62-7.55 (2H, m), 7.53-7.49 (1H, m), 7.36 (1H, br dd), 7.03 (1H, br d), 6.74 (1H, br s), 2.35 (3H, s).

20 b) 4-Methyl-2-(3-methylaminomethyl-phenoxy)-benzonitrile fumarate

2-(3-Formyl-phenoxy)-4-methyl-benzonitrile (0.26 g, 1.1 mmol), methylamine (2M in methanol, 2.5 mL, 5.0 mmol) and sodium cyanoborohydride (80 mg, 1.3 mmol) were stirred at ambient temperature in a 1% acetic acid/methanol solution (30 mL) for 18 h. The solvent was removed *in vacuo*. The residue was treated with 10% sodium carbonate  
25 solution and extracted with ethyl acetate. The ethyl acetate layer was separated and fumaric acid (0.12 g, 1.1 mmol) was added. After the solvent was removed *in vacuo*, the residue was triturated with ethyl acetate overnight, collected by filtration, and dried to give 4-methyl-2-(3-methylaminomethyl-phenoxy)-benzonitrile fumarate (78 mg, 20%) as a tan solid.

30

MS (APCI+) 253  $[M+1]^+$ .

$^1\text{H-NMR}$  (300 MHz,  $d_6$ -DMSO):  $\delta$  7.89 (1H, d), 7.44 (1H, t), 7.30-7.03 (4H, m), 6.81 (1H, br s), 6.44 (2H, s), 3.86 (2H, s), 2.36 (3H, s), 2.31 (3H, s).

5

#### Example 40

#### 6-Methyl-2-(3-methylaminomethyl-phenoxy)-nicotinonitrile fumarate

##### a) 2-(3-Formyl-phenoxy)-6-methyl-nicotinonitrile

10 2-Chloro-6-methylnicotinonitrile (0.50 g, 3.3 mmol), 3-hydroxybenzaldehyde (0.40 g, 3.3 mmol) and potassium fluoride (0.57 g, 9.8 mmol) were heated with stirring in dry DMF (5 mL) at 120 °C for 7 h. The reaction mixture was cooled, poured into water and extracted with ethyl acetate. The ethyl acetate layer was separated, washed with 1N sodium hydroxide solution (4x), water (4x), brine (1x), and dried over  $\text{MgSO}_4$ . After filtration, the  
15 solvent was removed *in vacuo* to yield 2-(3-formyl-phenoxy)-6-methyl-nicotinonitrile (0.77 g, 97%) as a yellow solid.

MS (APCI+) 239  $[M+1]^+$ .

20  $^1\text{H-NMR}$  (300 MHz,  $\text{CDCl}_3$ ):  $\delta$  10.03 (1H, s), 7.89 (1H, d), 7.77 (1H, br d), 7.72 (1H, br d), 7.59 (1H, dd), 7.47 (1H, br d), 6.98 (1H, d), 2.41 (3H, s).

##### b) 6-Methyl-2-(3-methylaminomethyl-phenoxy)-nicotinonitrile fumarate

25 2-(3-Formyl-phenoxy)-6-methyl-nicotinonitrile (0.77 g, 3.2 mmol), methylamine (2M in methanol, 7.0 mL, 14 mmol) and sodium cyanoborohydride (250 mg, 4.0 mmol) were stirred at ambient temperature in a 1% acetic acid/methanol solution (100 mL) for 20 h. The solvent was removed *in vacuo*. The residue was treated with 10% sodium carbonate solution and extracted with ethyl acetate. The ethyl acetate layer was separated and fumaric acid (0.36 g, 3.1 mmol) was added. After the solvent was removed *in vacuo*, the residue was triturated with ethyl acetate overnight, collected by filtration, and dried to give

6-methyl-2-(3-methylaminomethyl-phenoxy)-nicotinonitrile fumarate (650 mg, 55%) as an off-white solid.

MS (APCI+) 255  $[M+1]^+$ .

$^1\text{H-NMR}$  (300 MHz,  $d_6$ -DMSO):  $\delta$  8.27 (1H, d), 7.44 (1H, br t), 7.30 (1H, br s), 7.19 (1H, br d), 6.47 (2H, s), 3.92 (2H, s), 2.40 (3H, s), 2.35 (3H, s).

#### Example 41

4-Chloro-2-(5-methylamino-5,6,7,8-tetrahydronaphthalen-1-yloxy)-benzonitrile fumarate

a) 4-Chloro-2-(5-oxo-5,6,7,8-tetrahydronaphthalen-1-yloxy)benzonitrile

4-Chloro-2-fluorobenzonitrile (0.30 g, 1.9 mmol), 5-hydroxy-3,4-dihydro-2*H*-naphthalen-1-one (0.31 g, 1.9 mmol) and cesium carbonate (0.63 g, 1.9 mmol) were heated with stirring in dry DMF (4 mL) at 50 °C for 18 h. The reaction mixture was cooled, poured into 0.1N sodium hydroxide solution and extracted with ethyl acetate. The ethyl acetate layer was separated, washed with 0.1N sodium hydroxide solution (1x), water (3x), brine (1x), and dried over  $\text{MgSO}_4$ . After filtration, the solvent was removed *in vacuo* to give an amber oil (0.61 g), which was purified by chromatography to yield 4-chloro-2-(5-oxo-5,6,7,8-tetrahydronaphthalen-1-yloxy)benzonitrile (0.22 g, 39%) as a white solid.

MS (APCI+) 298/300  $[M+1]^+$ .

$^1\text{H-NMR}$  (300 MHz,  $\text{CDCl}_3$ ):  $\delta$  8.01 (1H, d), 7.62 (1H, d), 7.40 (1H, dd), 7.23 (1H, br d), 7.14 (1H, dd), 6.69 (1H, br d), 2.87 (2H, t), 2.68 (2H, t), 2.19-2.09 (2H, m).

b) 4-Chloro-2-(5-methylamino-5,6,7,8-tetrahydronaphthalen-1-yloxy)-benzonitrile fumarate

4-Chloro-2-(5-oxo-5,6,7,8-tetrahydronaphthalen-1-yloxy)benzonitrile (0.22 g, 0.74 mmol), methylamine (33% in ethanol, 0.7 mL, 5.6 mmol) and sodium cyanoborohydride (60 mg, 0.81 mmol) were stirred at ambient temperature in a 1% acetic acid/methanol solution (40

mL) for 6 days. The solvent was removed *in vacuo*. The residue was treated with 10% sodium carbonate solution and extracted with ethyl acetate. The ethyl acetate layer was separated and fumaric acid (70 mg, 0.60 mmol) was added. After the solvent was removed *in vacuo*, the residue was triturated with ethyl acetate overnight, collected by filtration, and  
5 dried to give 4-chloro-2-(5-methylamino-5,6,7,8-tetrahydronaphthalen-1-yloxy)benzonitrile fumarate (134 mg, 42%) as a white solid.

MS (APCI+) 313/315  $[M+1]^+$ .

$^1\text{H-NMR}$  (300 MHz,  $\text{d}_6\text{-DMSO} / \text{d-TFA}$ ):  $\delta$  7.97 (1H, d), 7.49 (1H, d), 7.45-7.35 (2H, m),  
10 7.21 (1H, d), 6.80 (2H, br d), 6.65 (2H, s), 4.53-4.47 (1H, m), 2.66 (3H, s), 2.75-2.55 (2H, m), 2.42-2.35 (2H, m), 2.15-1.95 (2H, m).

#### Example 42

##### 15 4-Chloro-2-(1-methylaminoindan-4-yloxy)benzonitrile fumarate

##### a) 4-Chloro-2-(1-oxoindan-4-yloxy)benzonitrile

4-Chloro-2-fluorobenzonitrile (0.30 g, 1.9 mmol), 4-hydroxyindan-1-one (0.29 g, 1.9 mmol) and cesium carbonate (0.63 g, 1.9 mmol) were heated with stirring in dry  
20 DMF (4 mL) at 50 °C for 18 h. The reaction mixture was cooled, poured into 0.1N sodium hydroxide solution and extracted with ethyl acetate. The ethyl acetate layer was separated, washed with 0.1N sodium hydroxide solution (1x), water (3x), brine (1x), and dried over  $\text{MgSO}_4$ . After filtration, the solvent was removed *in vacuo* to give a brown oil (0.27 g), which was purified by chromatography to yield 4-chloro-2-(1-oxoindan-4-yloxy)benzonitrile (0.15 g, 27%) as a white solid.  
25

MS (APCI+) 284/286  $[M+1]^+$ .

$^1\text{H-NMR}$  (300 MHz,  $\text{CDCl}_3$ ):  $\delta$  7.70 (1H, d), 7.63 (1H, d), 7.47 (1H, dd), 7.27 (1H, d),  
7.18 (1H, dd), 6.81 (1H, d), 3.08-3.01 (2H, m), 2.76-2.70 (2H, m).



b) 4-Chloro-2-(1-methylaminoindan-4-yloxy)benzonitrile fumarate

4-Chloro-2-(1-oxoindan-4-yloxy)benzonitrile (0.12 g, 0.42 mmol), methylamine (33% in ethanol, 1.0 mL, 8.0 mmol) and sodium cyanoborohydride (100 mg, 0.86 mmol) were stirred at ambient temperature in a solution of glacial acetic acid (1.0 mL) in methanol (30 mL) for 5 days. The solvent was removed in vacuo. The residue was treated with 10% sodium carbonate solution and extracted with ethyl acetate. The ethyl acetate layer was separated and fumaric acid (40 mg, 0.34 mmol) was added. After the solvent was removed in vacuo, the residue was triturated with ethyl acetate overnight, collected by filtration, and dried to give 4-chloro-2-(1-methylaminoindan-4-yloxy)benzonitrile fumarate (111 mg, 63%) as a white solid.

MS (APCI+) 299/301 [M+1]<sup>+</sup>.

<sup>1</sup>H-NMR (300 MHz, d<sub>6</sub>-DMSO / d-TFA): δ 7.97 (1H, d), 7.56 (1H, d), 7.46 (1H, dd), 7.40 (1H, dd), 7.22 (1H, d), 6.89 (1H, br d), 6.65 (2H, s), 4.87-4.78 (1H, m), 3.03-2.89 (1H, m), 2.84-2.72 (1H, m), 2.64 (3H, s), 2.57-2.43 (1H, m), 2.27-2.13 (1H, m).

Example 43[2-Methoxy-3-(5-methyl-2-nitrophenoxy)benzyl]methylamine fumarate

20

a) 2-Methoxy-3-(5-methyl-2-nitrophenoxy)benzaldehyde

2-Fluoro-4-methyl-1-nitrobenzene (0.25 g, 1.6 mmol), 3-hydroxy-2-methoxybenzaldehyde (0.25 g, 1.6 mmol) and cesium carbonate (0.54 g, 1.6 mmol) were heated with stirring in dry DMF (4 mL) at 50 °C for 20 h. The reaction mixture was cooled, poured into 0.1N sodium hydroxide solution and extracted with diethyl ether. The ether layer was separated, washed with 0.1N sodium hydroxide solution (4x), water (4x), brine (1x), and dried over MgSO<sub>4</sub>. After filtration, the solvent was removed *in vacuo* to give 2-methoxy-3-(5-methyl-2-nitrophenoxy)benzaldehyde (0.36 g, 77%) as a brown oil, which was used without further purification.

30

<sup>1</sup>H-NMR (300 MHz, CDCl<sub>3</sub>): δ 10.43 (1H, s), 7.94 (1H, d), 7.71 (1H, dd), 7.24-6.95 (3H, m), 6.66 (1H, br s), 4.04 (3H, s), 2.34 (3H, s).

b) [2-Methoxy-3-(5-methyl-2-nitrophenoxy)benzyl]methylamine fumarate

2-Methoxy-3-(5-methyl-2-nitrophenoxy)benzaldehyde (0.36 g, 1.3 mmol), methylamine (2M in methanol, 3.0 mL, 6.0 mmol) and sodium cyanoborohydride (100 mg, 1.6 mmol) were stirred at ambient temperature in a 1% acetic acid/methanol solution (50 mL) for 18 h. The solvent was removed *in vacuo*. The residue was treated with 10% sodium carbonate solution and extracted with ethyl acetate. The ethyl acetate layer was separated and fumaric acid (0.14 g, 1.2 mmol) was added. After the solvent was removed *in vacuo*, the residue was triturated with hot methanol and allowed to cool overnight. The filtrate was collected, the solvent removed *in vacuo*. The residue was triturated with ethyl acetate overnight, collected by filtration, and dried to give [2-methoxy-3-(5-methyl-2-nitrophenoxy)benzyl]methylamine fumarate (195 mg, 38%) as a beige solid.

MS (APCI+) 303 [M+1]<sup>+</sup>.

<sup>1</sup>H-NMR (300 MHz, d<sub>6</sub>-DMSO): δ 7.98 (1H, d), 7.33 (1H, d), 7.20-7.10 (2H, m), 7.03 (1H, dd), 6.75 (1H, br s), 6.48 (2H, s), 3.90 (2H, s), 3.78 (3H, s), 2.42 (3H, s), 2.30 (3H, s).

Example 44

4-Chloro-2-(3-dimethylaminomethyl-2-ethylphenoxy)benzonitrile fumarate

a) (2-Ethyl-3-methoxybenzyl)dimethylamine

(3-Methoxybenzyl)dimethylamine (2.03 mL, 2.00 g, 12.1 mmol) was dissolved in anhydrous THF (20 mL) under nitrogen and cooled to 0 °C with an ice-water bath. Butyllithium (2.5M in hexanes, 5.3 mL, 13.3 mmol) was added dropwise via syringe over 10 min (temperature kept below 5 °C). After stirring at 0 °C for 2 h, iodoethane (1.1 mL, 2.1 g, 13.8 mmol) was added dropwise via syringe over 25 min (temperature kept below 5 °C). The reaction mixture was allowed to reach ambient temperature. After 4 h, the

reaction contents were transferred with diethyl ether and adsorbed onto silica gel (3.8 g) upon removal of the solvent *in vacuo*. Chromatography gave (2-ethyl-3-methoxybenzyl)dimethylamine (1.30 g, 56%) as a pale yellow solid.

5 MS (APCI+) 194 [M+1]<sup>+</sup>.

<sup>1</sup>H-NMR (300 MHz, CDCl<sub>3</sub>): δ 7.11 (1H, dd), 6.92 (1H, d), 6.78 (1H, d), 3.82 (3H, s), 3.39 (2H, s), 2.75 (2H, q), 2.24 (6H, s), 1.10 (3H, t).

b) 3-Dimethylaminomethyl-2-ethylphenol hydrobromide

10 (2-Ethyl-3-methoxybenzyl)dimethylamine (1.30 g, 6.73 mmol) was suspended in 30% hydrogen bromide / acetic acid (10 mL) and heated to reflux with stirring for 21 h. The cooled reaction mixture was triturated and decanted with successive portions of diethyl ether (3x), then triturated with diethyl ether overnight. The solid was collected by filtration, washed with ether and dried to give 3-dimethylaminomethyl-2-ethylphenol hydrobromide  
15 (1.37 g, 78%) as a tan solid.

MS (APCI+) 180 [M+1]<sup>+</sup>.

<sup>1</sup>H-NMR (300 MHz, d<sub>6</sub>-DMSO): δ 9.56 (1H, s), 9.30 (1H, br s), 7.10 (1H, dd), 6.93 (1H, d), 6.89 (1H, d), 4.27 (2H, d), 2.77 (6H, d), 2.67 (2H, q), 1.04 (3H, t).

20

c) 4-Chloro-2-(3-dimethylaminomethyl-2-ethylphenoxy)benzonitrile fumarate

4-Chloro-2-fluorobenzonitrile (0.82 g, 5.27 mmol), 3-dimethylaminomethyl-2-ethylphenol hydrobromide (1.37 g, 5.27 mmol) and cesium carbonate (3.43 g, 10.5 mmol) were heated with stirring in dry DMF (8 mL) at 50 °C for 4 h. The reaction mixture was cooled, poured  
25 into 0.1N sodium hydroxide solution and extracted with diethyl ether. The ether layer was separated, washed with 1N sodium hydroxide solution (2x), water (3x), brine (1x), and dried over MgSO<sub>4</sub>. After filtration, the solvent was removed in vacuo to give a yellow oil (1.86 g), which was purified by chromatography to yield 4-chloro-2-(3-dimethylaminomethyl-2-ethylphenoxy)benzonitrile (1.29 g, 78%) as a pale yellow oil. A  
30 small portion (98 mg) was converted into the fumarate salt (80 mg, 60%).

MS (APCI+) 315  $[M+1]^+$ .

$^1\text{H-NMR}$  (300 MHz,  $d_6$ -DMSO):  $\delta$  7.96 (1H, d), 7.35 (1H, dd), 7.32-7.23 (2H, m), 7.06 (1H, dd), 6.76 (1H, d), 6.62 (2H, s), 3.49 (2H, s), 2.64 (2H, q), 2.21 (6H, s), 1.08 (3H, t).

5

#### Example 45

##### 2-(3-Aminomethyl-2-ethyl-phenoxy)-4-chloro-benzonitrile hemifumarate

##### 10 a) 4-Chloro-2-(3-chloromethyl-2-ethyl-phenoxy)-benzonitrile

4-Chloro-2-(3-dimethylaminomethyl-2-ethylphenoxy)benzonitrile (1.18 g, 3.75 mmol) was dissolved in dry toluene (20 mL) and cooled to 0 °C with an ice-water bath. Ethyl chloroformate (1.08 mL, 1.22 g, 11.2 mmol) was added dropwise with stirring over 5 min (a white precipitate formed). The reaction mixture was allowed to reach ambient  
15 temperature, stirred for 19 h, poured into water, and extracted with diethyl ether. The ether layer was washed with water (2x), brine (1x), and dried over  $\text{MgSO}_4$ . After filtration, the solvent was removed *in vacuo* to give a pale yellow oil (0.89 g), which was purified by chromatography to give 4-chloro-2-(3-chloromethyl-2-ethyl-phenoxy)-benzonitrile (0.71 g, 62%) as a colourless oil which later solidified.

20

$^1\text{H-NMR}$  (300 MHz,  $d_6$ -DMSO):  $\delta$  7.98 (1H, d), 7.43-7.30 (3H, m), 7.14 (1H, d), 6.83 (1H, d), 4.87 (2H, s), 2.68 (2H, q), 1.15 (3H, t).

##### b) 2-(3-Aminomethyl-2-ethyl-phenoxy)-4-chloro-benzonitrile hemifumarate

25 To a solution of 4-chloro-2-(3-chloromethyl-2-ethyl-phenoxy)-benzonitrile (0.16 g, 0.53 mmol) in methanol (10 mL) was added ammonia (7N in methanol, 15 mL, 105 mmol), and the reaction mixture stirred for 4 days at ambient temperature. The solvent was removed *in vacuo*. The residue was treated with 10% sodium carbonate solution and extracted with ethyl acetate. The ethyl acetate layer was separated and a solution of fumaric acid (60 mg,  
30 0.52 mmol) in methanol (3 mL) was added. After the solvent was removed *in vacuo*, the

residue was triturated with diethyl ether overnight, collected by filtration, and dried to give 2-(3-aminomethyl-2-ethyl-phenoxy)-4-chloro-benzonitrile hemifumarate (174 mg, 83%) as a white solid.

5 MS (APCI+) 287/289  $[M+1]^+$ .

$^1\text{H-NMR}$  (300 MHz,  $d_6$ -DMSO):  $\delta$  8.24 (2H, br s), 7.99 (1H, d), 7.47-7.33 (3H, m), 7.19 (1H, br d), 6.76 (1H, s), 6.63 (1H, s), 4.14 (2H, br s), 2.62 (2H, q), 1.08 (3H, t).

#### Example 46

10

#### 4-Chloro-2-(2-ethyl-3-methylaminomethyl-phenoxy)-benzonitrile fumarate

15

To a solution of 4-chloro-2-(3-chloromethyl-2-ethyl-phenoxy)-benzonitrile (0.39 g, 1.3 mmol) in ethanol (20 mL) was added methylamine (33% in ethanol, 5.0 mL, 40 mmol), and the reaction mixture stirred for 24 h at ambient temperature. The solvent was removed *in vacuo*. The residue was treated with 10% sodium carbonate solution and extracted with ethyl acetate. The ethyl acetate layer was separated and a solution of fumaric acid (148 mg, 1.3 mmol) in methanol (5 mL) was added. After the solvent was removed *in vacuo*, the residue was triturated with diethyl ether overnight, collected by filtration, and dried to give 4-chloro-2-(2-ethyl-3-methylaminomethyl-phenoxy)-benzonitrile fumarate (455 mg, 86%) as a white solid.

20

MS (APCI+) 301/303  $[M+1]^+$ .

25

$^1\text{H-NMR}$  (300 MHz,  $d_6$ -DMSO):  $\delta$  7.98 (1H, d), 7.43-7.30 (3H, m), 7.12 (1H, d), 6.76 (1H, d), 6.51 (2H, s), 3.97 (2H, s), 2.62 (2H, q), 2.50 (3H, s), 1.07 (3H, t).

#### Example 47

#### 4-Chloro-2-(3-dimethylaminomethyl-2-propylphenoxy)-benzonitrile fumarate

30

a) (3-Methoxy-2-propylbenzyl)-dimethylamine

(3-Methoxybenzyl)dimethylamine (2.03 mL, 2.00 g, 12.1 mmol) was dissolved in anhydrous THF (20 mL) under nitrogen and cooled to 0 °C with an ice-water bath. Butyllithium (2.5M in hexanes, 5.1 mL, 12.7 mmol) was added dropwise via syringe over 20 min (temperature kept below 5 °C). After stirring at 0 °C for 2 h, 1-iodopropane (1.25 mL, 2.18 g, 12.8 mmol) was added dropwise via syringe over 15 min (temperature kept below 5 °C). The reaction mixture was allowed to reach ambient temperature. After 23 h, water (~10 mL) was added, and the organic solvent was removed *in vacuo*. The residue was extracted with diethyl ether, washed with water (2x), brine (1x) and dried over MgSO<sub>4</sub>. After filtration, the solvent was removed *in vacuo* to give a colourless oil (2.25 g), which was purified by chromatography to give (3-methoxy-2-propylbenzyl)-dimethylamine (1.52 g, 62%) as a colourless oil.

MS (APCI+) 208 [M+1]<sup>+</sup>.

<sup>1</sup>H-NMR (300 MHz, CDCl<sub>3</sub>): δ 7.10 (1H, dd), 6.92 (1H, d), 6.77 (1H, d), 3.80 (3H, s), 3.38 (2H, s), 2.73-2.64 (2H, m), 2.23 (6H, s), 1.58-1.43 (2H, m), 0.97 (3H, t).

b) 3-Dimethylaminomethyl-2-propylphenol hydrobromide

(3-Methoxy-2-propylbenzyl)-dimethylamine (1.51 g, 7.28 mmol) was suspended in 30% hydrogen bromide / acetic acid (10 mL) and heated to reflux with stirring for 20 h. The cooled reaction mixture was triturated and decanted with successive portions of diethyl ether (4x), then triturated with diethyl ether overnight. The solid was collected by filtration, washed with ether and dried to give 3-dimethylaminomethyl-2-propylphenol hydrobromide (1.58 g, 79%) as a tan solid.

MS (APCI+) 194 [M+1]<sup>+</sup>.

<sup>1</sup>H-NMR (300 MHz, CDCl<sub>3</sub>): δ 9.54 (1H, s), 9.28 (1H, br s), 7.10 (1H, dd), 6.94 (1H, d), 6.89 (1H, d), 4.27 (2H, d), 2.77 (6H, d), 2.66-2.57 (2H, m), 1.51-1.35 (2H, m), 0.93 (3H, t).

c) 4-Chloro-2-(3-dimethylaminomethyl-2-propylphenoxy)-benzonitrile fumarate

4-Chloro-2-fluorobenzonitrile (0.90 g, 5.8 mmol), 3-dimethylaminomethyl-2-propylphenol hydrobromide (1.58 g, 5.8 mmol) and cesium carbonate (3.94 g, 12.1 mmol) were heated with stirring in dry DMF (6 mL) at 50 °C for 18 h. The reaction mixture was cooled, poured into 0.1N sodium hydroxide solution and extracted with diethyl ether. The ether layer was separated, washed with 1N sodium hydroxide solution (1x), water (2x), brine (1x), and dried over MgSO<sub>4</sub>. After filtration, the solvent was removed in vacuo to give a yellow oil (1.77 g), which was purified by chromatography to yield 4-chloro-2-(3-dimethylaminomethyl-2-propylphenoxy)-benzonitrile (1.53 g, 81%) as a pale yellow oil. A small portion (100 mg) was converted into the fumarate salt (63 mg, 47%).

MS (APCI+) 329/331 [M+1]<sup>+</sup>.

<sup>1</sup>H-NMR (300 MHz, d<sub>6</sub>-DMSO): δ 7.96 (1H, d), 7.35 (1H, br dd), 7.31-7.24 (2H, m), 7.07 (1H, dd), 6.74 (1H, br d), 6.62 (2H, s), 3.49 (2H, s), 2.62-2.53 (2H, m), 2.22 (6H, s), 1.56-1.41 (2H, m), 0.89 (3H, t).

#### Example 48

##### 2-(3-Aminomethyl-2-propyl-phenoxy)-4-chloro-benzonitrile hemifumarate

##### a) 4-Chloro-2-(3-chloromethyl-2-propylphenoxy)-benzonitrile

4-Chloro-2-(3-dimethylaminomethyl-2-propylphenoxy)-benzonitrile (1.40 g, 4.26 mmol) was dissolved in dry toluene (20 mL) and cooled to 0 °C with an ice-water bath. Ethyl chloroformate (1.25 mL, 1.42 g, 13.1 mmol) was added dropwise with stirring over 5 min (a white precipitate formed). The reaction mixture was allowed to reach ambient temperature, stirred 18 h, poured into water, and extracted with diethyl ether. The ether layer was washed with water (2x), brine (1x), and dried over MgSO<sub>4</sub>. After filtration, the solvent was removed *in vacuo* to give a pale yellow oil (1.05 g), which was purified by chromatography to give 4-chloro-2-(3-chloromethyl-2-propylphenoxy)-benzonitrile (0.83 g, 61%) as a white solid.

<sup>1</sup>H-NMR (300 MHz, CDCl<sub>3</sub>): δ 7.60 (1H, d), 7.34-7.22 (2H, m), 7.11 (1H, dd), 6.97 (1H, dd), 6.74 (1H, d), 4.66 (2H, s), 2.70-2.62 (2H, m), 1.69-1.55 (2H, m), 0.99 (3H, t).

b) 2-(3-Aminomethyl-2-propyl-phenoxy)-4-chloro-benzonitrile hemifumarate

5 4-Chloro-2-(3-chloromethyl-2-propylphenoxy)-benzonitrile (0.16 g, 0.50 mmol) in ammonia (7N in methanol, 25 mL, 175 mmol) was stirred for 65 h at ambient temperature. The solvent was removed *in vacuo*. The residue was treated with 10% sodium carbonate solution and extracted with ethyl acetate. The ethyl acetate layer was separated and a solution of fumaric acid (58 mg, 0.50 mmol) in methanol (3 mL) was added. After the  
10 solvent was removed *in vacuo*, the residue was triturated with diethyl ether overnight, collected by filtration, and dried to give 2-(3-aminomethyl-2-propyl-phenoxy)-4-chloro-benzonitrile hemifumarate (200 mg, 96%) as a white solid.

MS (APCI+) 301/303 [M+1]<sup>+</sup>.

15 <sup>1</sup>H-NMR (300 MHz, d<sub>6</sub>-DMSO): δ 8.23 (2H, br s), 7.99 (1H, d), 7.47-7.34 (3H, m), 7.21 (1H, br d), 6.74 (1H, s), 6.63 (1H, s), 4.13 (2H, br s), 2.61-2.52 (2H, m), 1.55-1.40 (2H, m), 0.91 (3H, t).

Example 49

20

4-Chloro-2-(3-methylaminomethyl-2-propyl-phenoxy)-benzonitrile fumarate

To a solution of 4-chloro-2-(3-chloromethyl-2-propylphenoxy)-benzonitrile (0.35 g, 1.1 mmol) in ethanol (20 mL) was added methylamine (33% in ethanol, 9.0 mL, 72 mmol),  
25 and the reaction mixture stirred 18 h at ambient temperature. The solvent was removed *in vacuo*. The residue was treated with 10% sodium carbonate solution and extracted with ethyl acetate. The ethyl acetate layer was separated and a solution of fumaric acid (127 mg, 1.1 mmol) in methanol (5 mL) was added. After the solvent was removed *in vacuo*, the residue was triturated with diethyl ether overnight, collected by filtration, and dried to give



4-chloro-2-(3-methylaminomethyl-2-propyl-phenoxy)-benzonitrile fumarate (354 mg, 75%) as a white solid.

MS (APCI+) 315/317  $[M+1]^+$ .

5  $^1\text{H-NMR}$  (300 MHz,  $d_6$ -DMSO):  $\delta$  7.97 (1H, d), 7.43-7.29 (3H, m), 7.11 (1H, d), 6.73 (1H, br s), 6.50 (2H, s), 3.91 (2H, s), 2.60-2.51 (2H, m), 2.46 (3H, s), 1.54-1.39 (2H, m), 0.89 (3H, t).

### Example 50

10

#### 2-(2-Allyl-4-methylaminomethyl-phenoxy)-4-chlorobenzonitrile fumarate

##### a) 3-Allyl-4-hydroxybenzaldehyde

4-Allyloxybenzaldehyde (1.16 g, 7.15 mmol) in dry DMF (3 mL) was stirred at 170 °C for 15 30 h. The reaction mixture was cooled, poured into water and extracted with ethyl acetate. The ethyl acetate layer was extracted with 1N sodium hydroxide solution (2x). The basic extracts were combined and acidified by addition of 3N hydrochloric acid, then extracted with ethyl acetate. The ethyl acetate layer was washed with water (2x), brine (1x), and dried over  $\text{MgSO}_4$ . After filtration, the solvent was removed *in vacuo* to yield 3-allyl-4-20 hydroxybenzaldehyde (0.34 g, 29%) as a yellow oil.

MS (APCI+) 163  $[M+1]^+$ .

$^1\text{H-NMR}$  (300 MHz,  $\text{CDCl}_3$ ):  $\delta$  9.85 (1H, s), 7.75-7.67 (2H, m), 6.95 (1H, d), 6.10-5.95 (1H, m), 5.24-5.20 (1H, m), 5.19-5.14 (1H, m), 3.47 (2H, br d).

25

##### b) 2-(2-Allyl-4-formyl-phenoxy)-4-chlorobenzonitrile

4-Chloro-2-fluorobenzonitrile (0.34 g, 2.2 mmol), 3-allyl-4-hydroxybenzaldehyde (0.34 g, 2.1 mmol) and potassium fluoride (0.37 g, 6.3 mmol) were heated with stirring in dry DMF (4 mL) at 120 °C for 4 h. The reaction mixture was cooled, poured into 0.1N sodium 30 hydroxide solution and extracted with ethyl acetate. The ethyl acetate layer was separated,

washed with 0.1N sodium hydroxide solution (3x), water (2x), brine (1x), and dried over  $\text{MgSO}_4$ . After filtration, the solvent was removed *in vacuo* and the residue purified by chromatography to give 2-(2-allyl-4-formyl-phenoxy)-4-chlorobenzonitrile (0.09 g, 15%) as a colourless oil.

$^1\text{H-NMR}$  (300 MHz,  $\text{CDCl}_3$ ):  $\delta$  10.00 (1H, s), 7.89 (1H, br d), 7.80 (1H, dd), 7.67-7.56 (1H, m), 7.28 (1H, d), 7.05 (1H, d), 6.84 (1H, d), 6.04-5.88 (1H, m), 5.18-5.06 (2H, m), 3.49 (2H, d).

c) 2-(2-Allyl-4-methylaminomethyl-phenoxy)-4-chlorobenzonitrile fumarate  
2-(2-Allyl-4-formyl-phenoxy)-4-chlorobenzonitrile (0.09 g, 0.30 mmol), methylamine (33% in ethanol, 0.3 mL, 2.4 mmol) and sodium cyanoborohydride (40 mg, 0.64 mmol) were stirred at ambient temperature in a solution of glacial acetic acid (0.5 mL) in methanol (25 mL) for 20 h. The solvent was removed *in vacuo*. The residue was treated with 10% sodium carbonate solution and extracted with ethyl acetate. The ethyl acetate layer was separated and fumaric acid (36 mg, 0.30 mmol) was added. After the solvent was removed *in vacuo*, the residue was triturated with ethyl acetate overnight, collected by filtration, and dried to give 2-(2-allyl-4-methylaminomethyl-phenoxy)-4-chlorobenzonitrile fumarate (104 mg, 80%) as a white solid.

MS (APCI+) 313/315  $[\text{M}+1]^+$ .

$^1\text{H-NMR}$  (300 MHz,  $\text{d}_6\text{-DMSO}$ ):  $\delta$  7.97 (1H, d), 7.52 (1H, s), 7.46 (1H, s), 7.38 (1H, d), 7.23 (1H, d), 6.79 (1H, d), 6.65 (2H, s), 5.97-5.85 (1H, m), 5.08-5.02 (2H, m), 4.16 (2H, s), 3.36 (2H, d), 2.60 (3H, s).

#### Example 51

##### 4-Chloro-2-(3-dimethylaminomethyl-4-fluorophenoxy)benzonitrile

a) (2-Fluoro-5-methoxybenzyl)dimethylamine

2-Fluoro-5-methoxybenzaldehyde (2.62 g, 17.0 mmol), dimethylamine (2M in methanol, 17 mL, 34 mmol) and sodium cyanoborohydride (1.17 g, 18.7 mmol) were stirred at ambient temperature in a solution of glacial acetic acid (2 mL) in methanol (100 mL) for 66 h. The solvent was removed *in vacuo*. The residue was treated with 10% sodium carbonate solution and extracted with ethyl acetate. The ethyl acetate layer was washed with water (2x), brine (1x), and dried over MgSO<sub>4</sub>. After filtration, the solvent was removed *in vacuo* to give (2-fluoro-5-methoxybenzyl)dimethylamine (3.02 g, 97%) as a yellow oil.

MS (APCI+) 184 [M+1]<sup>+</sup>.

<sup>1</sup>H-NMR (300 MHz, CDCl<sub>3</sub>): δ 6.98-6.86 (2H, m), 6.78-6.71 (1H, m), 3.78 (3H, s), 3.46 (2H, s), 2.27 (6H, s).

b) 3-Dimethylaminomethyl-4-fluorophenol hydrobromide

(2-Fluoro-5-methoxybenzyl)-dimethylamine (1.51 g, 8.24 mmol) was heated to reflux in 30% hydrogen bromide / acetic acid (10 mL) for 17 h. The cooled reaction mixture was triturated and decanted with successive portions of diethyl ether (4x), then triturated with diethyl ether overnight. The solid was collected by filtration, washed with ether and dried to give 3-dimethylaminomethyl-4-fluorophenol hydrobromide (1.43 g, 69%) as a tan solid.

20

MS (APCI+) 170 [M+1]<sup>+</sup>.

<sup>1</sup>H-NMR (300 MHz, d<sub>6</sub>-DMSO): δ 9.68 (1H, s), 7.18-7.10 (1H, m), 6.98-6.93 (1H, m), 6.92-6.85 (1H, m), 4.26 (2H, s), 2.76 (6H, s).

c) 4-Chloro-2-(3-dimethylaminomethyl-4-fluorophenoxy)benzonitrile

4-Chloro-2-fluorobenzonitrile (0.48 g, 3.1 mmol), 3-dimethylaminomethyl-4-fluorophenol hydrobromide (0.74 g, 3.0 mmol) and cesium carbonate (2.02 g, 6.2 mmol) were heated with stirring in dry DMF (5 mL) at 50 °C for 18 h. The reaction mixture was cooled, poured into 0.1N sodium hydroxide solution and extracted with diethyl ether. The ether layer was separated, washed with 1N sodium hydroxide solution (2x), water (2x), brine

30

(1x), and dried over  $\text{MgSO}_4$ . After filtration, the solvent was removed in vacuo to give a yellow oil (0.93 g), which was purified by chromatography to yield 4-chloro-2-(3-dimethylaminomethyl-4-fluorophenoxy)benzonitrile (0.68 g, 76%) as a pale yellow oil.

5 MS (APCI+) 305/307  $[\text{M}+1]^+$ .

$^1\text{H}$ -NMR (300 MHz,  $\text{CDCl}_3$ ):  $\delta$  7.57 (1H, d), 7.21-7.07 (3H, m), 7.02-6.95 (1H, m), 6.75 (1H, br s), 3.50 (2H, s), 2.28 (6H, s).

### Example 52

10

#### 4-Chloro-2-(4-fluoro-3-methylaminomethyl-phenoxy)-benzonitrile fumarate

##### a) 4-Chloro-2-(3-chloromethyl-4-fluorophenoxy)-benzonitrile

4-Chloro-2-(3-dimethylaminomethyl-4-fluorophenoxy)benzonitrile (0.56 g, 1.8 mmol) was  
15 dissolved in dry toluene (12 mL) and cooled to 0 °C with an ice-water bath. Ethyl chloroformate (0.55 mL, 0.62 g, 5.8 mmol) was added dropwise with stirring over 5 min. The reaction mixture was allowed to reach ambient temperature, stirred 20 h, poured into water, and extracted with diethyl ether. The ether layer was washed with water (2x), brine (1x), and dried over  $\text{MgSO}_4$ . After filtration, the solvent was removed *in vacuo* to give a  
20 pale yellow oil (0.39 g), which was purified by chromatography to give 4-chloro-2-(3-chloromethyl-4-fluorophenoxy)-benzonitrile (0.14 g, 26%) as a white solid.

$^1\text{H}$ -NMR (300 MHz,  $\text{CDCl}_3$ ):  $\delta$  7.60 (1H, d), 7.24-7.12 (3H, m), 7.09-7.02 (1H, m), 6.80 (1H, d), 4.63 (2H, s).

25

##### b) 4-Chloro-2-(4-fluoro-3-methylaminomethyl-phenoxy)-benzonitrile fumarate

To a solution of 4-chloro-2-(3-chloromethyl-4-fluorophenoxy)-benzonitrile (0.14 g, 0.47 mmol) in ethanol (15 mL) was added methylamine (33% in ethanol, 4.0 mL, 32 mmol), and the reaction mixture stirred for 10 days at ambient temperature. The solvent was  
30 removed *in vacuo*. The residue was treated with 10% sodium carbonate solution and

extracted with ethyl acetate. The ethyl acetate layer was separated and a solution of fumaric acid (50 mg, 0.43 mmol) in methanol (3 mL) was added. After the solvent was removed *in vacuo*, the residue was triturated with diethyl ether overnight, collected by filtration, and dried to give 4-chloro-2-(4-fluoro-3-methylaminomethyl-phenoxy)-benzonitrile fumarate (183 mg, 95%) as a white solid.

MS (APCI+) 291/293  $[M+1]^+$ .

$^1\text{H-NMR}$  (300 MHz,  $d_6$ -DMSO):  $\delta$  7.95 (1H, d), 7.38 (1H, dd), 7.33-7.27 (2H, m), 7.23-7.15 (1H, m), 6.93 (1H, m), 6.45 (1H, s), 3.74 (2H, s), 2.29 (3H, s).

### Example 53

#### 2-(2-Methoxy-3-methylaminomethyl-phenoxy)-4-trifluoromethyl-benzonitrile fumarate

##### a) 2-(3-Formyl-2-methoxy-phenoxy)-4-trifluoromethyl-benzonitrile

2-Fluoro-4-trifluoromethyl-benzonitrile (0.56 mL, 0.76 g, 4 mmol), 3-hydroxy-2-methoxybenzaldehyde (0.61 g, 4 mmol) and cesium carbonate (1.3 g, 4 mmol) were heated with stirring in dry DMF (4 mL) at 50 °C for 18 h. The reaction mixture was cooled, poured into water and extracted with ethyl acetate. The ethyl acetate layer was separated, washed with water (2x), 10% sodium carbonate solution (2x), water (1x), brine (1x), and dried over  $\text{MgSO}_4$ . After filtration, the solvent was removed *in vacuo* to yield 2-(3-formyl-2-methoxy-phenoxy)-4-trifluoromethyl-benzonitrile (1.17 g, 91%) as a brown solid.

$^1\text{H-NMR}$  (300 MHz,  $d_6$ -DMSO):  $\delta$  10.30 (1H, s), 8.21 (1H, d), 7.63 (3H, m), 7.39 (1H, m), 7.18 (1H, s), 3.93 (3H, s).

##### b) 2-(2-Methoxy-3-methylaminomethyl-phenoxy)-4-trifluoromethyl-benzonitrile fumarate

2-(3-Formyl-2-methoxy-phenoxy)-4-trifluoromethyl-benzonitrile (0.46 g, 1.43 mmol), methylamine (2M in methanol, 22.2 mL, 4.4 mmol) and sodium cyanoborohydride (0.13 g,

2.1 mmol) were stirred at ambient temperature in a 1% acetic acid/methanol solution (70 mL) for 20 h. The solvent was removed *in vacuo*. The residue was treated with 10% sodium carbonate solution and extracted with ethyl acetate. Fumaric acid (0.15 g, 1.3 mmol) was added to the separated ethyl acetate layer and the solvent removed *in vacuo*.  
5 The residue was triturated with diethyl ether overnight, filtered and dried to give 2-(2-methoxy-3-methylaminomethyl-phenoxy)-4-trifluoromethyl-benzonitrile fumarate (179 mg, 28%) as a white solid.

MS (APCI+) 337  $[M+1]^+$ .

10  $^1\text{H-NMR}$  (300 MHz,  $d_6$ -DMSO):  $\delta$  8.22 (1H, d), 7.67 (1H, d), 7.43 (1H, d), 7.28 (2H, m), 6.97 (1H, s), 6.51 (2H, s), 3.93 (2H, s), 3.79 (3H, s), 2.42 (3H, s).

#### Example 54

15 2-(4-methylaminomethyl-3-phenyl-phenoxy)-4-trifluoromethyl-benzonitrile fumarate

a) 2-(3-Bromo-4-formyl-phenoxy)-4-trifluoromethyl-benzonitrile

2-Fluoro-4-trifluoromethyl-benzonitrile (3.1 g, 20 mmol), 2-bromo-4-hydroxybenzaldehyde (4 g, 20 mmol) and potassium fluoride (3.47 g, 60 mmol) were  
20 heated with stirring in dry DMF (20 mL) at 120 °C for 4 h, 80 °C for 16 h, 120 °C for 4 h, 130 °C for 1 h, and then at 140 °C for 16 h. The reaction mixture was cooled, poured onto 1N sodium hydroxide, extracted with ethyl acetate, and then dried over  $\text{MgSO}_4$ . After filtration, the solvent was removed *in vacuo* to yield 2-(3-bromo-4-formyl-phenoxy)-4-trifluoromethyl-benzonitrile (6.38 g, 96%) as a brown oil.

25

b) 2-(4-Formyl-3-phenyl-phenoxy)-4-trifluoromethyl-benzonitrile

Under nitrogen, 2-(3-bromo-4-formyl-phenoxy)-4-trifluoromethyl-benzonitrile (0.87 g, 2.6 mmol), phenylboronic acid (336 mg, 2.7 mmol), 1,1'-bis(diphenyl)phosphino-ferrocene  
30 palladium (9 mg, 0.13 mmol) and sodium carbonate (331 mg, 3.1 mmol) in

dimethoxyethane:water:ethanol solution (7:3:2, 10 mL) was stirred at 60 °C for 6 h and then at 40 °C for 16 h. The mixture was then poured over water, extracted into ethyl acetate, and dried over MgSO<sub>4</sub>. The crude material was chromatographed on an ISCO CombiFlash Chromatography System to yield 2-(4-formyl-2-methoxy-phenoxy)-4-trifluoromethyl-benzonitrile as a clear oil (117 mg, 14%).

c) 2-(4-methylaminomethyl-3-phenyl-phenoxy)-4-trifluoromethyl-benzonitrile fumarate  
2-(4-Formyl-3-phenyl-phenoxy)-4-trifluoromethyl-benzonitrile (0.117 g, 0.35 mmol), methylamine (2M in methanol, 0.233 mL, 1.05 mmol) and sodium cyanoborohydride (0.025 g, 0.39 mmol) were stirred at ambient temperature in a 1% acetic acid/methanol solution for 20 h. The solvent was removed *in vacuo*. The residue was treated with 10% sodium carbonate solution and extracted with ethyl acetate. Fumaric acid (0.032 g, 0.28 mmol) was added to the separated ethyl acetate layer and the solvent removed *in vacuo*. The residue was triturated with ethyl acetate overnight, filtered and dried to give 2-(4-methylaminomethyl-3-phenyl-phenoxy)-4-trifluoromethyl-benzonitrile fumarate (75 mg, 61%) as a white solid.

MS (APCI+) 350 [M+1]<sup>+</sup>.

<sup>1</sup>H-NMR (300 MHz, d<sub>6</sub>-DMSO): δ 7.67 (1H, d), 7.59 (2H, m), 7.51 (2H, m), 7.33 (3H, m), 7.09 (1H, dd), 6.68 (2H, s), 6.62 (1H, d), 4.26 (2H, s), 2.77 (3H, s).

#### Example 55

4-Chloro-2-(3-dimethylaminomethyl-2-methylsulfanyl-phenoxy)-benzonitrile fumarate

25

a) (2-Methylsulfanyl-3-methoxybenzyl)-dimethylamine

Under a nitrogen atmosphere, 3-methoxy-N,N-dimethylbenzylamine (2.00 g, 12.1 mmol) was dissolved in anhydrous THF (20 mL) and cooled to 0 °C in an ice bath. 2.5M n-butyl lithium in hexanes (5.3 mL, 13.3 mmol) was added slowly, maintaining the temperature to below 5 °C. The reaction was stirred at 0 °C for 2 h, then dimethyldisulfide (1.59 g, 13

30

mmol) was slowly added over 90 min, maintaining the temperature to below 5 °C. The reaction mixture was stirred for 17 h, during which time the temperature was allowed to reach room temperature. Water (20 mL) and diethyl ether (30 mL) were added and the organic layer was separated and dried with MgSO<sub>4</sub>. After filtration, the crude solution was dissolved in ethyl acetate and absorbed *in vacuo* onto silica gel (1.5 g). This material was chromatographed on an ISCO CombiFlash Chromatography System to yield (2-methylsulfanyl-3-methoxybenzyl)-dimethyl-amine as a yellow oil (1.47 g, 57%).

MS (APCI+) 212 [M+1]<sup>+</sup>.

<sup>1</sup>H-NMR (300MHz, CDCl<sub>3</sub>): δ 7.25 (1H, dd), 7.05 (1H, d), 6.80 (1H, d), 3.91 (3H, s), 3.70 (2H, s), 2.32 (3H, s), 2.26 (6H, s).

b) 3-Dimethylaminomethyl-2-methylsulfanyl-phenol hydrobromide

30% Hydrogen bromide in acetic acid (7 mL, 34 mmol) was added to (2-methylsulfanyl-3-methoxybenzyl)-dimethylamine (1.44 g, 6.8 mmol) and heated with stirring at 100 °C. After 17 h, the reaction was complete by LC/MS analysis and was then allowed to cool to room temperature. Diethyl ether (100 mL) was added with stirring. After 20 min, the orange diethyl ether solution was decanted off. This was repeated until a tan solid precipitated. 3-Dimethylaminomethyl-2-methylsulfanyl-phenol hydrobromide (1.74 g, 90%) was filtered off as a brown solid.

MS (APCI+) 198 [M+1]<sup>+</sup>.

<sup>1</sup>H-NMR (300MHz, CDCl<sub>3</sub>): δ 10.18 (1H, s), 9.16 (1H, s), 7.28 (1H, t), 7.03 (2H, m), 4.48 (2H, d), 2.77 (6H, d), 2.30 (3H, s).

c) 4-Chloro-2-(3-dimethylaminomethyl-2-methylsulfanyl-phenoxy)-benzonitrile fumarate

4-Chloro-2-fluorobenzonitrile (0.974 g, 6.26 mmol), 3-dimethylaminomethyl-2-methylsulfanyl-phenol hydrobromide (1.74 g, 6.26 mmol) and cesium carbonate (4.08 g, 12.5 mmol) were heated with stirring in dry DMF (4 mL) at 50 °C for 17 h. The reaction was complete by LC/MS analysis. The reaction mixture was cooled, poured into water and



extracted with ethyl acetate. The ethyl acetate layer was separated, washed with water (1x), 10% sodium carbonate solution (2x), water (2x), brine (1x), and dried over  $\text{MgSO}_4$ . After filtration, the solvent was removed *in vacuo* to yield 4-chloro-2-(3-dimethylaminomethyl-2-methylsulfanyl-phenoxy)-benzonitrile (1.2 g, 58%) as a yellow oil. Fumaric acid (92 mg, 0.3 mmol) in methanol (5 mL) was added to 4-chloro-2-(3-dimethylaminomethyl-2-ethylsulfanyl-phenoxy)-benzonitrile (91 mg, 0.26 mmol). The solvent was removed *in vacuo* and diethyl ether (20 mL) was added with stirring. After 17 h, 4-chloro-2-(3-dimethylaminomethyl-2-methylsulfanyl-phenoxy)-benzonitrile fumarate (63.2 mg, 47%) was filtered off as a white solid.

MS (APCI+) 334  $[\text{M}+1]^+$ .

$^1\text{H}$ -NMR (300MHz,  $\text{d}_6$ -DMSO):  $\delta$  7.95 (1H, d), 7.43 (2H, m), 7.36 (1H, dd), 7.23 (1H, dd), 6.67 (1H, d), 6.61 (2H, s), 3.71 (2H, s), 2.32 (3H, s), 2.23 (6H, s).

#### Example 56

##### 4-Chloro-2-(3-aminomethyl-2-methylsulfanyl-phenoxy)-benzonitrile fumarate

##### a) 4-Chloro-2-(3-chloromethyl-2-methylsulfanyl-phenoxy)-benzonitrile

Under a nitrogen atmosphere, 4-chloro-2-(3-dimethylaminomethyl-2-methylsulfanyl-phenoxy)-benzonitrile (1.02 g, 3.06 mmol) was dissolved in anhydrous toluene (10 mL). The solution was cooled to 0 °C and ethyl chloroformate (900  $\mu\text{L}$ , 9.2 mmol) was slowly added. The reaction mixture was stirred for 17 h, allowing it to reach room temperature. Water (5 mL) and diethyl ether (5mL) were added and the organic layer was separated and dried with  $\text{MgSO}_4$ . After filtration, the solution was absorbed onto silica gel (1.5 g) and the solvent was removed *in vacuo*. This material was chromatographed on an ISCO CombiFlash Chromatography System to yield 4-chloro-2-(3-chloromethyl-2-methylsulfanyl-phenoxy)-benzonitrile as a clear oil (800 mg, 81%).

<sup>1</sup>H-NMR (300MHz, CDCl<sub>3</sub>): δ 7.59 (1H, s), 7.45 (2H, m), 7.13 (2H, m), 6.59 (1H, d), 4.93 (2H, s), 2.48 (3H, s).

b) 4-Chloro-2-(3-aminomethyl-2-methylsulfanyl-phenoxy)-benzonitrile fumarate

5 7N Ammonia in methanol (30 mL, 210 mmol) was added to 4-chloro-2-(3-chloromethyl-2-methylsulfanyl-phenoxy)-benzonitrile (240 mg, 0.8 mmol). After stirring for 17 h, TLC still showed some 4-chloro-2-(3-chloromethyl-2-methylsulfanyl-phenoxy)-benzonitrile. The reaction mixture was concentrated to about 10 mL by evaporation *in vacuo*, concentrated ammonia (7 mL) was added and the mixture was heated with stirring at 60 °C  
10 for 17 h. Sodium carbonate solution (4 mL) and ethyl acetate (6 mL) were added and the organic layer was separated and dried with MgSO<sub>4</sub>. To this, was added fumaric acid (84 mg, 0.64 mmol) in methanol (3 mL). Immediately, the solvent was removed *in vacuo* and diethyl ether (40 mL) was added to the residue. After stirring for 17 h, 4-chloro-2-(3-aminomethyl-2-methylsulfanyl-phenoxy)-benzonitrile fumarate (134.7 mg, 53%) was  
15 filtered off as a white solid.

MS (APCI+) 305 [M+1]<sup>+</sup>.

<sup>1</sup>H-NMR (300MHz, d<sub>6</sub>-DMSO): δ 7.95 (1H, d), 7.53 (2H, d), 7.34 (1H, dd), 7.25 (2H, t), 6.68 (1H, d), 6.43 (2H, s), 4.15 (2H, s), 2.5 (6H, m), 2.35 (3H, s).

20

Example 57

4-Chloro-2-(2-methylsulfanyl-3-methylaminomethyl-phenoxy)-benzonitrile fumarate

25 33% Methylamine in ethanol (6 mL, 48 mmol) was added to 4-chloro-2-(3-chloromethyl-2-methylsulfanyl-phenoxy)-benzonitrile (256 mg, 0.8 mmol). After stirring the solution for 17 h, the solvent was removed *in vacuo*. Sodium carbonate solution (4 mL) and ethyl acetate (6 mL) were added and the organic layer was separated and dried with MgSO<sub>4</sub>. To this, was added fumaric acid (74 mg, 0.64 mmol) in methanol (3 mL). Immediately, the  
30 solvent was removed *in vacuo* and diethyl ether (40 mL) was added to the crude material.

After stirring for 17 h, 4-chloro-2-(2-methylsulfanyl-3-methylaminomethyl-phenoxy)-benzonitrile fumarate (253 mg, 0.581 mmol, 73%) was filtered off as a white solid.

<sup>1</sup>H-NMR (300MHz, d-DMSO): δ 7.96 (1H, d), 7.51 (2H, d), 7.26 (2H, m), 6.99 (1H, s), 6.52 (2H, s), 4.12 (2H, s), 2.45 (3H, s), 2.34 (3H, s).

### Example 58

#### 4-Chloro-2-(3-dimethylaminomethyl-2-ethylsulfanyl-phenoxy)-benzonitrile fumarate

##### a) 3-Dimethylaminomethyl-2-ethylsulfanyl-phenol hydrobromide

30% Hydrogen bromide in acetic acid (3.6 mL, 18.05 mmol) was added to (2-ethylsulfanyl-3-methoxybenzyl)-dimethylamine (800 mg, 3.55 mmol) and the reaction mixture was heated with stirring at 100 °C. After 17 h, the reaction was complete by LC/MS analysis and was then allowed to cool to room temperature. Diethyl ether (100 mL) was added with stirring and after 20 min the orange diethyl ether solution was decanted off. This procedure was repeated until a tan solid precipitated. 3-Dimethylaminomethyl-2-ethylsulfanyl-phenol hydrobromide (770 mg, 100%) was filtered off as a tan solid.

<sup>1</sup>H-NMR (300MHz, CDCl<sub>3</sub>): δ 10.16 (1H, s), 7.30 (1H, t), 7.03 (2H, m), 4.48 (2H, d), 2.80 (2H, m), 2.76 (6H, d), 1.05 (3H, t).

##### b) 4-Chloro-2-(3-dimethylaminomethyl-2-ethylsulfanyl-phenoxy)-benzonitrile fumarate

4-Chloro-2-fluorobenzonitrile (0.567 g, 3.6 mmol), 3-dimethylaminomethyl-2-ethylsulfanyl-phenol hydrobromide (0.77 g, 2.6 mmol) and cesium carbonate (1.19 g, 3.6 mmol) were heated with stirring in dry DMF (4 mL) at 50 °C for 17 h. More cesium carbonate (1.19 g, 3.6 mmol) was added. After 1 h, the reaction was complete by LC/MS analysis. The reaction mixture was cooled, poured into water and extracted with ethyl acetate. The ethyl acetate layer was separated, washed with water (1x), 10% sodium carbonate solution (2x), water (2x), brine (1x), and dried over MgSO<sub>4</sub>. After filtration, the

solvent was removed *in vacuo* to yield 4-chloro-2-(3-dimethylaminomethyl-2-ethylsulfanyl-phenoxy)-benzonitrile (662 mg, 52%) as a clear oil. Fumaric acid (30 mg, 0.26 mmol) in methanol (5 mL) was added to 4-chloro-2-(3-dimethylaminomethyl-2-ethylsulfanyl-phenoxy)-benzonitrile (91 mg, 0.26 mmol). The solvent was removed *in vacuo* and diethyl ether (20 mL) was added with stirring. After 17 h, 4-chloro-2-(3-dimethylaminomethyl-2-ethylsulfanyl-phenoxy)-benzonitrile fumarate (41.4 mg, 34%) was filtered off as a white solid.

MS (APCI+) 348  $[M+1]^+$ .

<sup>1</sup>H-NMR (300MHz, d<sub>6</sub>-DMSO): δ 7.94 (1H, d), 7.50 (2H, m), 7.23 (2H, dd), 6.61 (1H, s), 6.61 (2H, s), 3.71 (2H, s), 2.79 (3H, q), 2.22 (6H, s), 1.07 (3H, t).

#### Example 59

4-Chloro-2-(3-aminomethyl-2-ethylsulfanyl-phenoxy)-benzonitrile fumarate

##### a) 4-Chloro-2-(3-chloromethyl-2-ethylsulfanyl-phenoxy)-benzonitrile

Under a nitrogen atmosphere, 4-chloro-2-(3-dimethylaminomethyl-2-ethylsulfanyl-phenoxy)-benzonitrile (570 mg, 1.64 mmol) was dissolved in anhydrous toluene (10 mL). The solution was cooled to 0 °C and ethyl chloroformate (480 μL, 5 mmol) was slowly added. The reaction mixture was stirred for 17 h, allowing it to reach room temperature. Water (5 mL) and diethyl ether (5 mL) were added and the organic layer was separated and dried with MgSO<sub>4</sub>. After filtration, the solvent was removed *in vacuo* to yield crude material (340 mg) that was then dissolved in ethyl acetate and absorbed *in vacuo* onto silica gel (1.5 g). This material was chromatographed on an ISCO CombiFlash Chromatography System to yield 4-chloro-2-(3-chloromethyl-2-ethylsulfanyl-phenoxy)-benzonitrile as a clear oil (240 mg, 43%).

<sup>1</sup>H-NMR (300MHz, CDCl<sub>3</sub>): δ 7.58 (1H, d), 7.45 (2H, m), 7.11 (2H, m), 6.57 (1H, d), 4.94 (2H, s) 2.96 (2H, q), 1.22 (3H, t)

b) 4-Chloro-2-(3-aminomethyl-2-ethylsulfanyl-phenoxy)-benzonitrile fumarate

7N Ammonia in methanol (12 mL, 84 mmol) was added to 4-chloro-2-(3-chloromethyl-2-ethylsulfanyl-phenoxy)-benzonitrile (80 mg, 0.24 mmol). After stirring for 17 h, the solvent was removed *in vacuo*. Sodium carbonate solution (4 mL) and ethyl acetate (6 mL) were added and the organic layer was separated and dried with MgSO<sub>4</sub>. To this, was added fumaric acid (22 mg, 0.19 mmol) in methanol (3 mL). Immediately, the solvent was removed *in vacuo* and diethyl ether (40 mL) was added to the crude material. After stirring for 17 h, 4-chloro-2-(3-aminomethyl-2-ethylsulfanyl-phenoxy)-benzonitrile fumarate (54.6 mg, 0.126 mmol, 53%) was filtered off as a white solid.

MS (APCI+) 320 [M+1]<sup>+</sup>.

<sup>1</sup>H-NMR (300MHz, d<sub>6</sub>-DMSO): δ 7.94 (1H, d), 7.49 (2H, m), 7.32 (1H, m), 7.21 (1H, dd), 6.60 (1H, m), 6.37 (1H, s), 4.01 (2H, s), 2.78 (2H, m), 1.06 (3H, t).

Example 60

4-Chloro-2-(2-ethylsulfanyl-3-methylaminomethyl-phenoxy)-benzonitrile fumarate

2M Methylamine in methanol (14 mL, 28 mmol) was added to 4-chloro-2-(3-chloromethyl-2-ethylsulfanyl-phenoxy)-benzonitrile (160 mg, 0.47 mmol). After stirring the solution for 17 h, the solvent was removed *in vacuo*. Sodium carbonate solution (4 mL) and ethyl acetate (6 mL) were added and the organic layer was separated and dried with MgSO<sub>4</sub>. To this, was added fumaric acid (44 mg, 37.6 mmol) in methanol (3 mL). The solvent was immediately removed *in vacuo* and diethyl ether (40 mL) was added to the crude material. After stirring 17 h, 4-chloro-2-(2-ethylsulfanyl-3-methylaminomethyl-phenoxy)-benzonitrile fumarate (66.3 mg, 0.148 mmol, 31%) was filtered off as a white solid.

MS (APCI+) 334 [M+1]<sup>+</sup>.

<sup>1</sup>H-NMR (300MHz, d<sub>6</sub>-DMSO): δ 8.52 (1H, d), 7.95 (1H, d), 7.88 (1H, s), 7.5 (1H, m), 7.32 (1H, dd), 6.61 (1H d), 6.45 (2H, s), 3.99 (3H, s), 2.78 (2H, m), 2.36 (3H, s), 1.08 (3H, m).

5

### Screens

The pharmacological activity of compounds according to the invention was tested in the following screens.

10

#### Screen 1

The activity of compounds of formula (I), or a pharmaceutically acceptable salt, may be screened for nitric oxide synthase inhibiting activity by a procedure based on that of Förstermann *et al.*, Eur. J. Pharm., 1992, **225**, 161-165. Nitric oxide synthase converts <sup>3</sup>H-L-arginine into <sup>3</sup>H-L-citrulline which can be separated by cation exchange chromatography and quantified by liquid scintillation counting.

15

Enzyme is prepared, after induction, from the cultured murine macrophage cell line J774A-1 (obtained from the laboratories of the Imperial Cancer Research Fund). J774A-1 cells are cultured in Dulbeccos Modified Eagles Medium (DMEM) supplemented with 10% foetal bovine serum, 4 mM L-glutamine and antibiotics (100 units/ml penicillin G, 100 mg/ml streptomycin & 0.25 mg/ml amphotericin B). Cells are routinely grown in 225 cm<sup>3</sup> flasks containing 35 ml medium kept at 37 °C and in a humidified atmosphere containing 5% CO<sub>2</sub>.

20  
25

Nitric oxide synthase is produced by cells in response to interferon-γ (IFNγ) and lipopolysaccharide (LPS). The medium from confluent culture flasks is removed and replaced with 25 ml (per flask) of fresh medium containing 1 mg/ml LPS and 10 units/ml IFNγ. After a period of 17-20 hours in culture, harvesting of cells is accomplished by scraping the cell sheet from the flask surface into the culture medium. Cells are collected by centrifugation (1000 g for 10 minutes) and lysate prepared by adding to the cell pellet a solution containing

30

50 mM Tris-HCl (pH 7.5 at 20 °C), 10% (v/v) glycerol, 0.1% (v/v) Triton-X-100, 0.1 mM dithiothreitol and a cocktail of protease inhibitors comprising leupeptin (2 mg/ml), soya bean trypsin inhibitor (10 mg/ml), aprotinin (5 mg/ml) and phenylmethanesulphonyl fluoride (50 mg/ml).

5.

For the assay, 25 µl of substrate cocktail (50 mM Tris-HCl (pH 7.5 at 20 °C), 400 µM NADPH, 20 µM flavin adenine dinucleotide, 20 µM flavin mononucleotide, 4 µM tetrahydrobiopterin, 12 µM L-arginine and 0.025 mCi L-[<sup>3</sup>H] arginine) is added to wells of a 96 well filter plate (0.45µM pore size) containing 25 µl of a solution of test compound in 50 mM Tris-HCl. The reaction is started by adding 50 µl of cell lysate (prepared as above) and after incubation for 1 hour at room temperature is terminated by addition of 50 µl of an aqueous solution of 3 mM nitroarginine and 21 mM EDTA.

15 Labelled L-citrulline is separated from labelled L-arginine using Dowex AG-50W. 150 µl of a 25% aqueous slurry of Dowex 50W (Na<sup>+</sup> form) is added to the assay after which the whole is filtered into 96 well plates. 75 µl of filtrate is sampled and added to wells of 96 well plates containing solid scintillant. After allowing the samples to dry the L-citrulline is quantified by scintillation counting.

20 In a typical experiment basal activity is 300 dpm per 75 µl sample which is increased to 1900 dpm in the reagent controls. Compound activity is expressed as IC<sub>50</sub> (the concentration of drug substance which gives 50% enzyme inhibition in the assay) and aminoguanidine, which gives an IC<sub>50</sub> (50% inhibitory concentration) of 10 µM, is tested as a standard to verify the procedure. Compounds are tested at a range of concentrations and from the inhibitions  
25 obtained IC<sub>50</sub> values are calculated. Compounds that inhibit the enzyme by at least 25% at 100 µM are classed as being active and are subjected to at least one retest.

## Screen 2

30 Recombinant human NO synthases (iNOS, eNOS & nNOS) were expressed in *E. coli* and lysates were prepared in Hepes buffer (pH 7.4) containing co-factors (FAD, FMN, H<sub>4</sub>B),

protease inhibitors, lysozyme and the detergent, CHAPS. These preparations were used, at suitable dilution, to assess inhibition of the various isoforms. Inhibition of NOS was determined by measuring the formation of L-[<sup>3</sup>H]citrulline from L-[<sup>3</sup>H]arginine using an adaptation of the method of Förstermann *et al.* Enzyme assays were performed in the presence of 3  $\mu$ M [<sup>3</sup>H]arginine, 1 mM NADPH and other co-factors required to support NOS activity (FAD, FMN, H<sub>4</sub>B, calmodulin, Ca<sup>2+</sup>). Since various NOS inhibitors have been reported to exhibit slow binding kinetics, or to inactivate the enzyme in a time dependent manner, enzyme and inhibitor were pre-incubated for 60 min in the presence of NADPH before addition of arginine to initiate the reaction. Incubations continued for a further 60 min before the assays were quenched and [<sup>3</sup>H]citrulline separated from unreacted substrate by chromatography on Dowex-50W resin in a 96-well format.

In the above screen, the compounds of Examples 1 to 60 were tested and gave IC<sub>50</sub> values of less than 10  $\mu$ M against the iNOS and nNOS enzymes, and showed good selectivity with respect to the inhibition of eNOS, indicating that they are expected to show useful therapeutic activity. Specimen results are shown in the following Table:

Compound	IC <sub>50</sub> ( $\mu$ M)		
	nNOS	eNOS	iNOS
Example 10	0.0048	0.34	0.0029
Example 24	0.039	5.4	0.16
Example 25	0.20	44	0.09

### 20 Screen 3

Compounds also show activity against the human form of induced nitric oxide synthase as can be demonstrated in the following assay.



The human colorectal carcinoma cell line, DLD-1 (obtained from the European Collection of Animal Cell Culture - cell line number 90102540) was routinely grown in RPMI 1640 supplemented with 10%(v/v) foetal bovine serum, and 2mM L-glutamine, at 37 °C in 5% CO<sub>2</sub>.

5

Nitric oxide synthase was induced in cells by addition of medium containing human recombinant gamma-IFN (1000 units/ml), TNF-alpha (200 U/ml), IL-6 (200 U/ml) and IL-1-beta (250 U/ml). After incubation for 18 hours at 37 °C, the medium was removed and the cells washed with warm phosphate buffered saline. Cells were incubated for a further 5 hours at 37 °C / 5% CO<sub>2</sub> in RPMI 1640 containing 100µM L-arginine and 100µM verapamil-HCl in the presence and absence of test compounds.

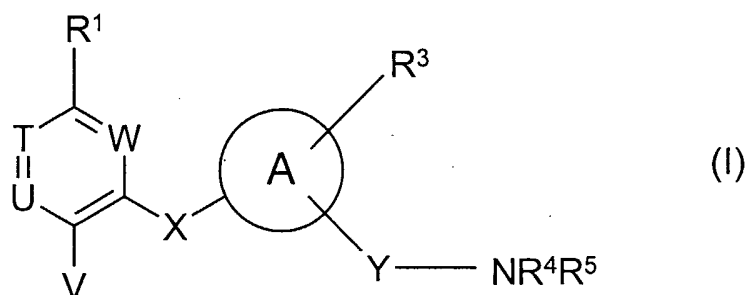
10

Nitrite accumulation was determined by mixing an equal volume of culture media with Griess reagent (10 mg/ml sulphanilamide, 1 mg *N*-(1-naphthyl)ethylenediamine in 1 ml 2.5% (v/v) phosphoric acid). Inhibition in the presence of compounds was calculated relative to the nitrite levels produced by untreated cells. IC<sub>50</sub> values were estimated from a semi-log plot of % inhibition versus concentration of compound.

15

**CLAIMS:**

1. A compound of formula (I)



wherein:

- 10 A represents a phenyl ring or A represents a C8 to 10 aromatic or partially aromatic bicyclic ring system;

$R^1$  represents C1 to 6 alkyl, C1 to 6 alkoxy, halogen, hydroxy, cyano, trifluoromethyl or  $NR^6R^7$ ;

15

$R^3$  represents hydrogen, C1 to 6 alkyl, C2 to 6 alkenyl, C3 to 6 cycloalkyl, C1 to 6 alkylthio, C1 to 6 alkoxy, halogen, hydroxy, cyano, trifluoromethyl or  $NR^8R^9$ ; said alkoxy group being optionally further substituted by hydroxy or by one or more fluorine atoms.

- 20 or  $R^3$  represents phenyl or a five or six membered aromatic heterocyclic ring containing 1 to 3 heteroatoms independently selected from O, S and N; said phenyl or aromatic heterocyclic ring being optionally substituted by one or more substituents selected independently from halogen, C1 to 4 alkyl, C1 to 4 alkoxy, hydroxy, cyano or  $NR^8R^9$ ; said alkyl or alkoxy group being optionally further substituted by one or more fluorine atoms;

25

$R^4$  and  $R^5$  independently represent hydrogen or C1 to 6 alkyl; said alkyl group being optionally substituted by OH, C1 to 6 alkoxy,  $NR^{10}R^{11}$  or phenyl; said phenyl group being optionally further substituted by C1 to 6 alkyl, C1 to 6 alkoxy, halogen, hydroxy, cyano or  $NR^{12}R^{13}$ ;

5

$R^6$ ,  $R^7$ ,  $R^8$ ,  $R^9$ ,  $R^{10}$ ,  $R^{11}$ ,  $R^{12}$  and  $R^{13}$  independently represent hydrogen or C1 to 6 alkyl; said alkyl group being optionally substituted by OH or C1 to 6 alkoxy;

10

or the groups  $NR^4R^5$ ,  $NR^6R^7$  and  $NR^8R^9$  independently represent a 4 to 7 membered saturated azacyclic ring optionally incorporating one further heteroatom selected from O or N; said ring being optionally substituted by OH, C1 to 3 hydroxyalkyl or C1 to 3 alkoxy;

V represents cyano or nitro;

15

X represents O or  $S(O)_n$ ;

n represents an integer 0, 1 or 2;

Y represents C 1 to 6 alkyl;

20

Either one of T, U and W represents N and the other two independently represent  $CR^2$ ; or each of T, U and W represents  $CR^2$ ; and each  $R^2$  group independently represents hydrogen, C1 to 3 alkyl, C1 to 3 alkoxy or halogen;

25

or a pharmaceutically acceptable salt thereof;

with the proviso that when A represents phenyl, V represents nitro, Y represents  $CH_2$ , X represents S, each of T, U and W represents  $CR^2$  and the group  $Y-NR^4R^5$  is bonded to the phenyl ring ortho to X, then  $R^4$  and  $R^5$  do not both represent  $CH_3$ .

2. A compound of formula (I), according to Claim 1, wherein A represents phenyl.
3. A compound of formula (I), according to Claim 1 or Claim 2, wherein Y represents  
5 CH<sub>2</sub>.
4. A compound of formula (I), according to any one of Claims 1 to 3, wherein R<sup>4</sup> and R<sup>5</sup>  
independently represent hydrogen or methyl.
- 10 5. A compound of formula (I), according to Claim 1, which is:
- 3-(5-methoxy-2-nitrophenoxy)benzenemethanamine;  
3-(5-methyl-2-nitrophenoxy)benzenemethanamine;  
3-(5-chloro-2-nitrophenoxy)benzenemethanamine;  
3-(5-fluoro-2-nitrophenoxy)benzenemethanamine;  
15 3-(5-methylamino-2-nitrophenoxy)benzenemethanamine;  
3-(5-methyl-2-nitrophenylthio) benzenemethanamine;  
2-[3-(aminomethyl)phenoxy]-4-chlorobenzonitrile;  
4-chloro-2-[3-hydroxy-5-[(methylamino)methyl]phenoxy]benzonitrile;  
4-chloro-2-[3-methoxy-5-[(methylamino)methyl]phenoxy]benzonitrile;  
20 4-chloro-2-(3-methylaminomethyl-phenoxy)-benzonitrile;  
4-chloro-2-(4-methoxy-3-methylaminomethyl-phenoxy)-benzonitrile;  
4-chloro-2-(2-methoxy-3-methylaminomethyl-phenoxy)-benzonitrile;  
4-chloro-2-(2-methoxy-4-methylaminomethyl-phenoxy)-benzonitrile;  
4-chloro-2-(3-methoxy-4-methylaminomethyl-phenoxy)-benzonitrile;  
25 2-(4-bromo-3-methylaminomethyl-phenoxy)-4-trifluoromethyl-benzonitrile;  
2-(2-methylaminomethyl-biphenyl-4-yloxy)-4-trifluoromethyl-benzonitrile;  
4-chloro-2-[2-hydroxy-3-(methylaminomethyl)phenoxy]benzonitrile;  
4-chloro-2-[2-ethoxy-3-(methylaminomethyl)phenoxy]benzonitrile;  
4-chloro-2-[2-(2-fluoroethoxy)-3-(methylaminomethyl)phenoxy]benzonitrile;  
30 4-chloro-2-[3-methylaminomethyl-2-(2,2,2-trifluoroethoxy)phenoxy]-benzonitrile;  
4-chloro-2-(3-methylaminomethyl-2-propoxyphenoxy)benzonitrile;

- 4-chloro-2-[2-(2-hydroxyethoxy)-3-(methylaminomethyl)phenoxy]-benzonitrile;  
4-chloro-2-[2-ethoxy-4-(methylaminomethyl)phenoxy]benzonitrile;  
4-chloro-2-[4-(methylaminomethyl)naphthalen-1-yloxy]benzonitrile;  
4-chloro-2-[3-(dimethylaminomethyl)phenoxy]benzonitrile;  
5 4-chloro-2-{3-[(2-(hydroxyethyl)amino)methyl]phenoxy}benzonitrile;  
4-chloro-2-{3-[(2-methoxyethylamino)methyl]phenoxy}benzonitrile;  
4-chloro-2-[3-(propylaminomethyl)phenoxy]benzonitrile;  
4-chloro-2-{3-[(2-dimethylaminoethylamino)methyl]phenoxy}benzonitrile;  
4-chloro-2-{3-[(3-hydroxypropylamino)methyl]phenoxy}benzonitrile;  
10 4-chloro-2-[3-(pyrrolidin-1-ylmethyl)phenoxy]benzonitrile;  
4-chloro-5-fluoro-2-(2-methoxy-3-methylaminomethylphenoxy)benzonitrile;  
4-bromo-2-(2-methoxy-3-methylaminomethyl-phenoxy)-benzonitrile;  
2-(2-methoxy-3-methylaminomethyl-phenoxy)-6-trifluoromethyl-nicotinonitrile;  
4-methoxy-2-(2-methoxy-3-methylaminomethyl-phenoxy)-benzonitrile;  
15 3-fluoro-2-(2-methoxy-3-(methylaminomethyl)phenoxy)-4-methyl-benzonitrile;  
2-(2-methoxy-3-methylaminomethyl-phenoxy)-6-methyl-nicotinonitrile;  
6-ethyl-2-(2-methoxy-3-methylaminomethyl-phenoxy)-nicotinonitrile;  
4-methyl-2-(3-methylaminomethyl-phenoxy)-benzonitrile;  
6-methyl-2-(3-methylaminomethyl-phenoxy)-nicotinonitrile;  
20 4-chloro-2-(5-methylamino-5,6,7,8-tetrahydronaphthalen-1-yloxy)-benzonitrile;  
4-chloro-2-(1-methylaminoindan-4-yloxy)benzonitrile;  
[2-methoxy-3-(5-methyl-2-nitrophenoxy)benzyl]methylamine;  
4-chloro-2-(3-dimethylaminomethyl-2-ethylphenoxy)benzonitrile;  
2-(3-aminomethyl-2-ethyl-phenoxy)-4-chloro-benzonitrile;  
25 4-chloro-2-(2-ethyl-3-methylaminomethyl-phenoxy)-benzonitrile;  
4-chloro-2-(3-dimethylaminomethyl-2-propylphenoxy)-benzonitrile;  
2-(3-aminomethyl-2-propyl-phenoxy)-4-chloro-benzonitrile;  
4-chloro-2-(3-methylaminomethyl-2-propyl-phenoxy)-benzonitrile;  
2-(2-allyl-4-methylaminomethyl-phenoxy)-4-chlorobenzonitrile;  
30 4-chloro-2-(3-dimethylaminomethyl-4-fluorophenoxy)benzonitrile;  
4-chloro-2-(4-fluoro-3-methylaminomethyl-phenoxy)-benzonitrile;  
2-(2-methoxy-3-methylaminomethyl-phenoxy)-4-trifluoromethyl-benzonitrile;

2-(4-methylaminomethyl-3-phenyl-phenoxy)-4-trifluoromethyl-benzonitrile;  
4-chloro-2-(3-dimethylaminomethyl-2-methylsulfanyl-phenoxy)-benzonitrile;  
4-chloro-2-(3-aminomethyl-2-methylsulfanyl-phenoxy)-benzonitrile;  
4-chloro-2-(2-methylsulfanyl-3-methylaminomethyl-phenoxy)-benzonitrile;  
5 4-chloro-2-(3-dimethylaminomethyl-2-ethylsulfanyl-phenoxy)-benzonitrile;  
4-chloro-2-(3-aminomethyl-2-ethylsulfanyl-phenoxy)-benzonitrile;  
4-chloro-2-(2-ethylsulfanyl-3-methylaminomethyl-phenoxy)-benzonitrile;  
or a pharmaceutically acceptable salt thereof.

10 6. A compound of formula (I), according to any one of Claims 1 to 5, or a pharmaceutically acceptable salt thereof, for use as a medicament.

7. A pharmaceutical composition comprising a compound of formula (I) according to any one of Claims 1 to 5, or a pharmaceutically acceptable salt thereof, in admixture with a  
15 pharmaceutically acceptable adjuvant, diluent or carrier.

8. The use of a compound of formula (I) according to any one of Claims 1 to 5, or a pharmaceutically acceptable salt thereof, in the manufacture of a medicament for the treatment or prophylaxis of human diseases or conditions in which inhibition of nitric oxide  
20 synthase activity is beneficial.

9. The use of a compound of formula (I) as defined in any one of Claims 1 to 5, or a pharmaceutically acceptable salt thereof, in the manufacture of a medicament, for the treatment or prophylaxis of inflammatory diseases.

25

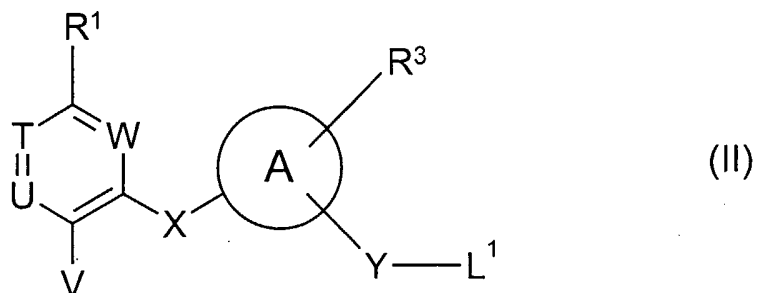
10. The use of a compound of formula (I) as defined in any one of Claims 1 to 5, or a pharmaceutically acceptable salt thereof, in the manufacture of a medicament, for the treatment or prophylaxis of CNS diseases.

30 11. The use as claimed in Claim 9 wherein the disease is rheumatoid arthritis or osteoarthritis.

12. The use of a compound of formula (I) as defined in any one of Claims 1 to 5, or a pharmaceutically acceptable salt thereof, in the manufacture of a medicament, for the treatment or prophylaxis of pain.
- 5 13. The use as claimed in Claim 10 wherein the disease is migraine.
14. A method of treating, or reducing the risk of, human diseases or conditions in which inhibition of nitric oxide synthase activity is beneficial which comprises administering a therapeutically effective amount of a compound of formula (I), as defined in any one of  
10 Claims 1 to 5, or a pharmaceutically acceptable salt thereof, to a person suffering from, or at increased risk of, such diseases or conditions.
15. A method of treating, or reducing the risk of, inflammatory disease in a person suffering from, or at risk of, said disease, wherein the method comprises administering to the person a  
15 therapeutically effective amount of a compound of formula (I), as defined in any one of Claims 1 to 5, or a pharmaceutically acceptable salt thereof.
16. A method of treating, or reducing the risk of, CNS disease in a person suffering from, or at risk of, said disease, wherein the method comprises administering to the person a  
20 therapeutically effective amount of a compound of formula (I), as defined in any one of Claims 1 to 5, or a pharmaceutically acceptable salt thereof.
17. The method of treatment as claimed in Claim 16 wherein the disease is migraine.
- 25 18. A method of treating, or reducing the risk of, pain in a person suffering from, or at risk of, said condition, wherein the method comprises administering to the person a therapeutically effective amount of a compound of formula (I), as defined in any one of Claims 1 to 5, or a pharmaceutically acceptable salt thereof.

19. A process for the preparation of a compound of formula (I), as defined in any one of Claims 1 to 5, or a pharmaceutically acceptable salt, enantiomer or racemate thereof, wherein the process comprises:

(a) reaction of a compound of formula (II)



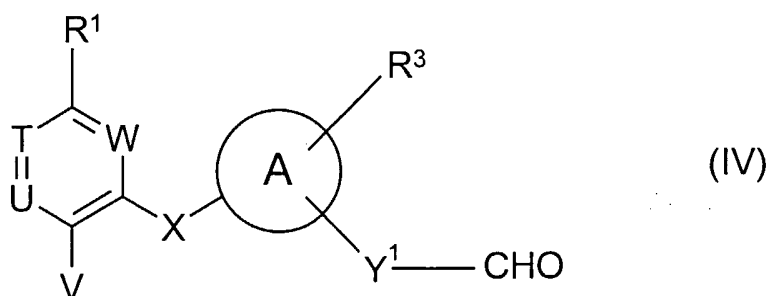
wherein A, R<sup>1</sup>, R<sup>3</sup>, T, U, V, W, X and Y are as defined in Claim 1 and L<sup>1</sup> is a leaving group,

10 with a compound of formula (III)



wherein R<sup>4</sup> and R<sup>5</sup> are as defined in Claim 1; or

15 (b) reductive amination of a compound of formula (IV)



wherein A, R<sup>1</sup>, R<sup>3</sup>, T, U, V, W and X are as defined in Claim 1 and Y<sup>1</sup>-CH<sub>2</sub> represents Y as defined in Claim 1,

20



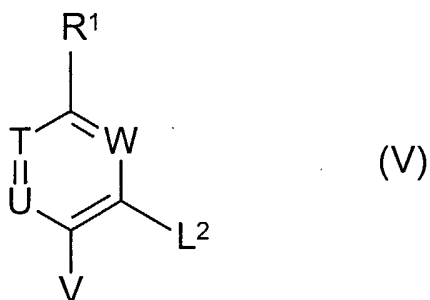
with a compound of formula (III)



wherein  $\text{R}^4$  and  $\text{R}^5$  are as defined in Claim 1; or

5

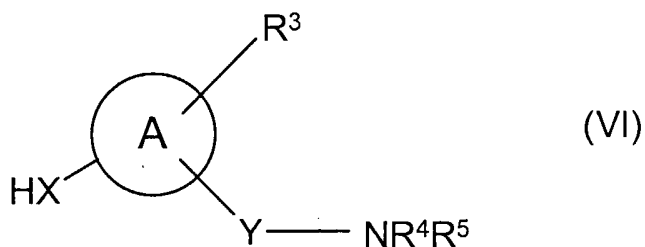
(c) reaction of a compound of formula (V)



wherein  $\text{R}^1$ , T, U, V and W are as defined in Claim 1 and  $\text{L}^2$  is a leaving group,

10

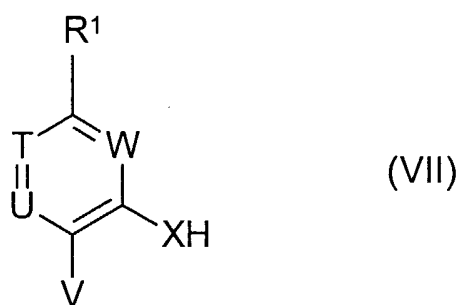
with a compound of formula (VI)



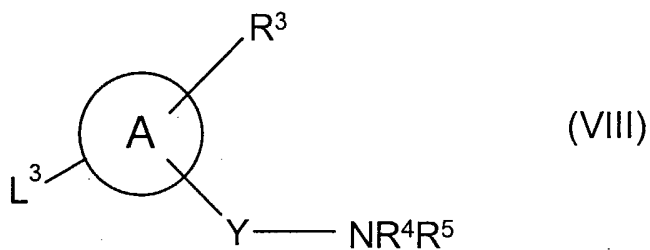
wherein A,  $\text{R}^3$ ,  $\text{R}^4$ ,  $\text{R}^5$  and Y are as defined in Claim 1 and X is O or S; or

15

(d) reaction of a compound of formula (VII)

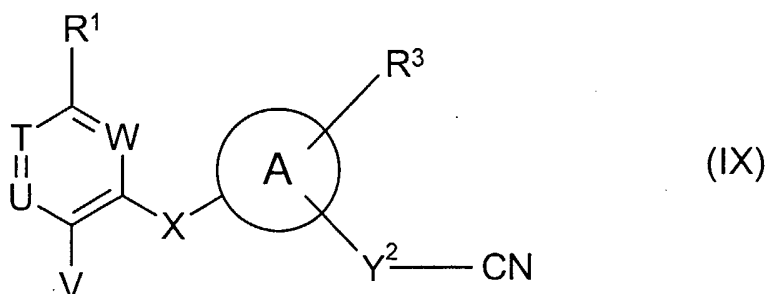


wherein  $R^1$ , T, U, V and W are as defined in Claim 1 and X represents O or S,  
with a compound of formula (VIII)



wherein A,  $R^3$ ,  $R^4$ ,  $R^5$  and Y are as defined in Claim 1 and  $L^3$  is a leaving group; or

- (e) preparing a compound of formula (I) wherein  $R^4$  and  $R^5$  each represent hydrogen, by reduction of a compound of formula (IX)



- wherein A,  $R^1$ ,  $R^3$ , T, U, V, W and X are as defined in Claim 1 and the group  $(-Y^2-CH_2-)$  represents Y as defined in formula (I);

and where desired or necessary converting the resultant compound of formula (I), or another salt thereof, into a pharmaceutically acceptable salt thereof; or converting one compound of formula (I) into another compound of formula (I); and where desired converting the resultant  
5 compound of formula (I) into an optical isomer thereof.

## INTERNATIONAL SEARCH REPORT

International application No.

PCT/SE 02/01803

## A. CLASSIFICATION OF SUBJECT MATTER

IPC7: C07C 217/56, C07C 323/32, C07C 255/54, C07D 213/62, C07D 213/84,  
C07D 295/08, A61K 31/135, A61K 31/4412, A61P 29/00, 25/00, 19/02

According to International Patent Classification (IPC) or to both national classification and IPC

## B. FIELDS SEARCHED

Minimum documentation searched (classification system followed by classification symbols)

IPC7: C07C, C07D, A61K

Documentation searched other than minimum documentation to the extent that such documents are included in the fields searched

SE,DK,FI,NO classes as above

Electronic data base consulted during the international search (name of data base and, where practicable, search terms used)

CHEM.ABS.DATA

## C. DOCUMENTS CONSIDERED TO BE RELEVANT

Category*	Citation of document, with indication, where appropriate, of the relevant passages	Relevant to claim No.
X	STN International, File HCAPLUS, HCAPLUS accession no. 1992:105741, Document no. 116:105741, Kmonicek, Vojtech et al: "Potential antidepressants: 2-(fluoro-, chloro-, bromo- and cyanophenylthio)benzylamines as inhibitors of 5-hydroxytryptamine and noradrenaline re-uptake in brain"; & Collect. Czech. Chem. Commun. (1991), 56(11A), 2468-81 --	1-19
X	WO 9717325 A1 (FARMAK A.S.), 15 May 1997 (15.05.97), see particularly the claims --	1-19
X	GB 1264340 A (ELI LILLY AND COMPANY), 23 February 1972 (23.02.72), see claims and page 2, line 39 - line 44 --	1-19

☒ Further documents are listed in the continuation of Box C.☒ See patent family annex.

## \* Special categories of cited documents:

"A" document defining the general state of the art which is not considered to be of particular relevance  
 "E" earlier application or patent but published on or after the international filing date  
 "L" document which may throw doubts on priority claim(s) or which is cited to establish the publication date of another citation or other special reason (as specified)  
 "O" document referring to an oral disclosure, use, exhibition or other means  
 "P" document published prior to the international filing date but later than the priority date claimed

"T" later document published after the international filing date or priority date and not in conflict with the application but cited to understand the principle or theory underlying the invention  
 "X" document of particular relevance: the claimed invention cannot be considered novel or cannot be considered to involve an inventive step when the document is taken alone  
 "Y" document of particular relevance: the claimed invention cannot be considered to involve an inventive step when the document is combined with one or more other such documents, such combination being obvious to a person skilled in the art  
 "&" document member of the same patent family

Date of the actual completion of the international search

15 January 2003

Date of mailing of the international search report

16 -01- 2003

Name and mailing address of the ISA/  
 Swedish Patent Office  
 Box 5055, S-102 42 STOCKHOLM  
 Facsimile No. +46 8 666 02 86

Authorized officer

NEBIL GECER/BS  
 Telephone No. +46 8 782 25 00

## INTERNATIONAL SEARCH REPORT

International application No.

PCT/SE 02/01803

## C (Continuation). DOCUMENTS CONSIDERED TO BE RELEVANT

Category*	Citation of document, with indication, where appropriate, of the relevant passages	Relevant to claim No.
X	WO 9402448 A1 (THE WELLCOME FOUNDATION LIMITED), 3 February 1994 (03.02.94), see claims and page 9  --	1-19
X	STN International, file CAPLUS, CAPLUS accession no. 2000:277959, Document no. 132:321662, Takeda Chemical Industries, Ltd.: "Preparation of aromatic amine derivatives and agents containing the same"; & WO,A1,2000023420, 20000427, see CAS registry no. 266369-70-4  --	1,2,4,19
A	EP 0262870 A2 (SUMITOMO CHEMICAL COMPANY, LIMITED), 6 April 1988 (06.04.88)  --	1-19
A	Nuclear Medicine & Biology, Vol. 27, 2000, Shunichi Oya et al: "2-((2-((Dimethylamino)methyl)phenyl)thio)-5-iodophe nylamine (ADAM): An Improved Serotonin Transporter Ligand", see page 251, compound 4  -- -----	1

# INTERNATIONAL SEARCH REPORT

In application No.  
PCT/SE02/01803

## Box I Observations where certain claims were found unsearchable (Continuation of item 1 of first sheet)

This international search report has not been established in respect of certain claims under Article 17(2)(a) for the following reasons:

1. ☒ Claims Nos.: 14-18  
because they relate to subject matter not required to be searched by this Authority, namely:  
**see next sheet**
2. ☐ Claims Nos.:  
because they relate to parts of the international application that do not comply with the prescribed requirements to such an extent that no meaningful international search can be carried out, specifically:
3. ☐ Claims Nos.:  
because they are dependent claims and are not drafted in accordance with the second and third sentences of Rule 6.4(a).

## Box II Observations where unity of invention is lacking (Continuation of item 2 of first sheet)

This International Searching Authority found multiple inventions in this international application, as follows:

1. ☐ As all required additional search fees were timely paid by the applicant, this international search report covers all searchable claims.
2. ☐ As all searchable claims could be searched without effort justifying an additional fee, this Authority did not invite payment of any additional fee.
3. ☐ As only some of the required additional search fees were timely paid by the applicant, this international search report covers only those claims for which fees were paid, specifically claims Nos.:
4. ☐ No required additional search fees were timely paid by the applicant. Consequently, this international search report is restricted to the invention first mentioned in the claims; it is covered by claims Nos.:

### Remark on Protest

- ☐ The additional search fees were accompanied by the applicant's protest.  
☐ No protest accompanied the payment of additional search fees.

# INTERNATIONAL SEARCH REPORT

Inte           lication No.  
PCT/SE02/01803

Claims 14-18 relate to methods of treatment of the human or animal body by surgery or by therapy/diagnostic methods practised on the human or animal body/Rule. 39.1.(iv)). Nevertheless, a search has been executed for these claims. The search has been based on the alleged effects of the compounds/compositions.

## INTERNATIONAL SEARCH REPORT

International application No.

PCT/SE 02/01803

Patent document cited in search report		Publication date	Patent family member(s)		Publication date
GB	1264340 A	23/02/72	AR	197075 A	15/03/74
			AT	299170 B	12/06/72
			AT	308726 B	25/07/73
			BE	737417 A	13/02/70
			BR	6911565 D	00/00/00
			CH	527155 A	31/08/72
			CH	537354 A	31/05/73
			CY	743 A	30/04/74
			DE	1941625 A,B,C	19/11/70
			DK	141439 B,C	17/03/80
			DK	144760 B,C	01/06/82
			DK	145778 B,C	28/02/83
			DK	240477 A	01/06/77
			DK	240577 A	01/06/77
			DK	240677 A	01/06/77
			ES	370540 A	01/07/71
			ES	390805 A	16/03/74
			FI	54099 B,C	30/06/78
			FI	57592 B,C	30/05/80
			FI	63928 B,C	31/05/83
			FI	762250 A	05/08/76
			FI	780846 A	17/03/78
			FR	2015728 A,B	30/04/70
			IE	33573 B,L	21/08/74
			IL	32825 A	30/03/73
			JP	51044938 B	01/12/76
			JP	51045586 B	04/12/76
			LU	59302 A	18/05/70
			MY	13274 A	31/12/74
			NL	155820 B	15/02/78
			NL	161433 B,C	17/09/79
			NL	165147 B,C	15/10/80
			NL	6912504 A	17/02/70
			NL	7506127 A	29/08/75
			NL	7506128 A	29/08/75
			NL	7905644 A	30/11/79
			NO	132689 B,C	08/09/75
			NO	137824 B,C	23/01/78
			NO	139127 B,C	02/10/78
			NO	773495 A	16/02/70
			SE	363818 B	04/02/74
			SE	398639 B,C	09/01/78
			US	3649679 A	14/03/72
			ZA	6905611 A	31/03/71
			US	3853905 A	10/12/74
			US	3890377 A	17/06/75
			PH	9478 A	23/12/75
			PH	9579 A	19/01/76
			US	3600437 A	17/08/71
			US	3972934 A	03/08/76
			US	4001322 A	04/01/77
			US	4062895 A	13/12/77



## INTERNATIONAL SEARCH REPORT

International application No.

PCT/SE 02/01803

Patent document cited in search report			Publication date	Patent family member(s)		Publication date
WO	9402448	A1	03/02/94	AU	672810 B	17/10/96
				AU	4717093 A	14/02/94
				CA	2141214 A	03/02/94
				EP	0652864 A	17/05/95
				GB	9215921 D	00/00/00
				IL	106472 D	00/00/00
				JP	7509462 T	19/10/95
				MX	9304503 A	29/04/94
				ZA	9305378 A	26/01/95
-----						
EP	0262870	A2	06/04/88	SE	0262870 T3	
				AU	600031 B	02/08/90
				AU	7888487 A	14/04/88
				BR	8704886 A	17/05/88
				DE	3770739 D	00/00/00
				DK	499987 A	25/03/88
				ES	2028877 T	16/07/92
				FI	874121 A	25/03/88
				NO	168175 B,C	14/10/91
				NO	168301 B,C	28/10/91
				NO	873990 A	25/03/88
				NO	881806 A	25/03/88
				PL	150050 B	30/04/90
				PL	267892 A	18/08/88
				US	4837236 A	06/06/89
				JP	64000070 A	05/01/89
				TR	23640 A	22/05/90
-----						

## INTERNATIONAL SEARCH REPORT

International application No.

PCT/SE 02/01803

Patent document cited in search report	Publication date	Patent family member(s)	Publication date
WO 9717325 A1	15/05/97	CZ 9502935 A	15/12/99
		EP 0859757 A	26/08/98
		HU 9901136 A	30/08/99
		SK 46798 A	09/09/98
-----			