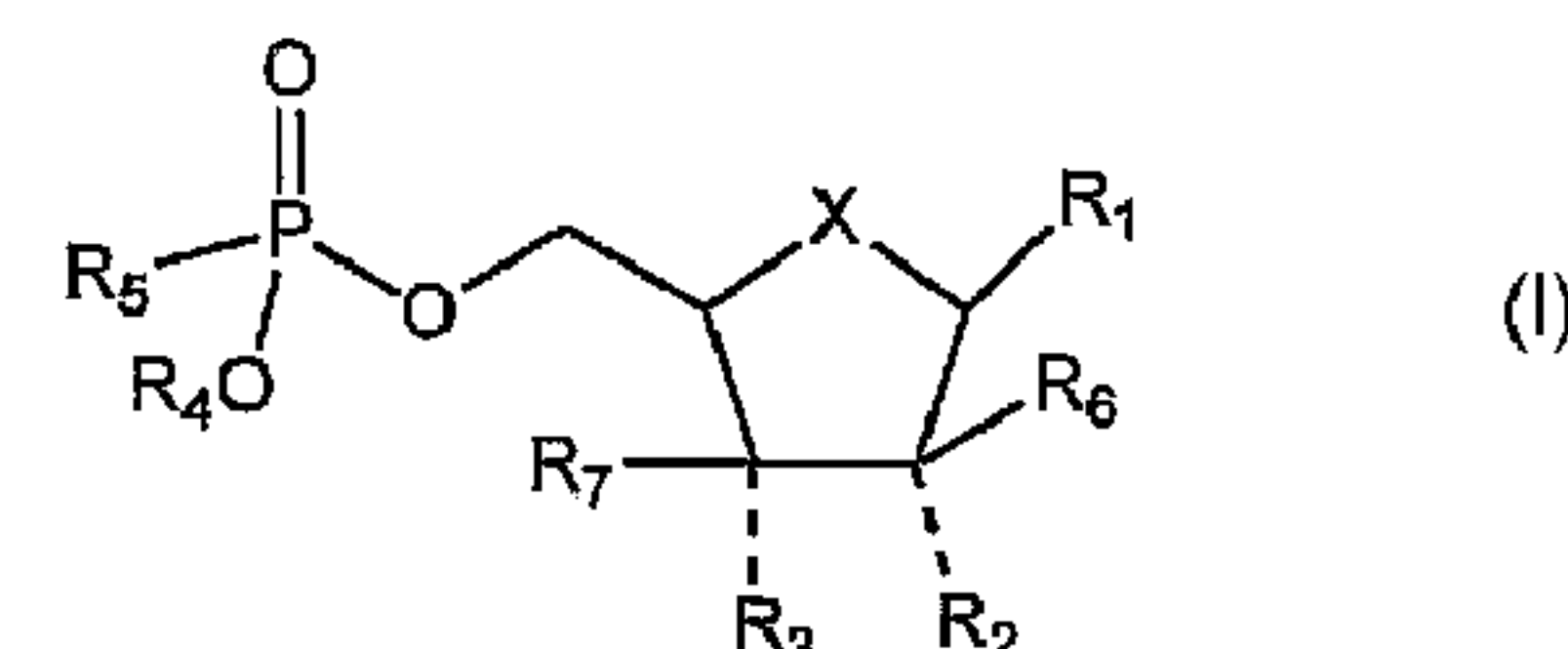
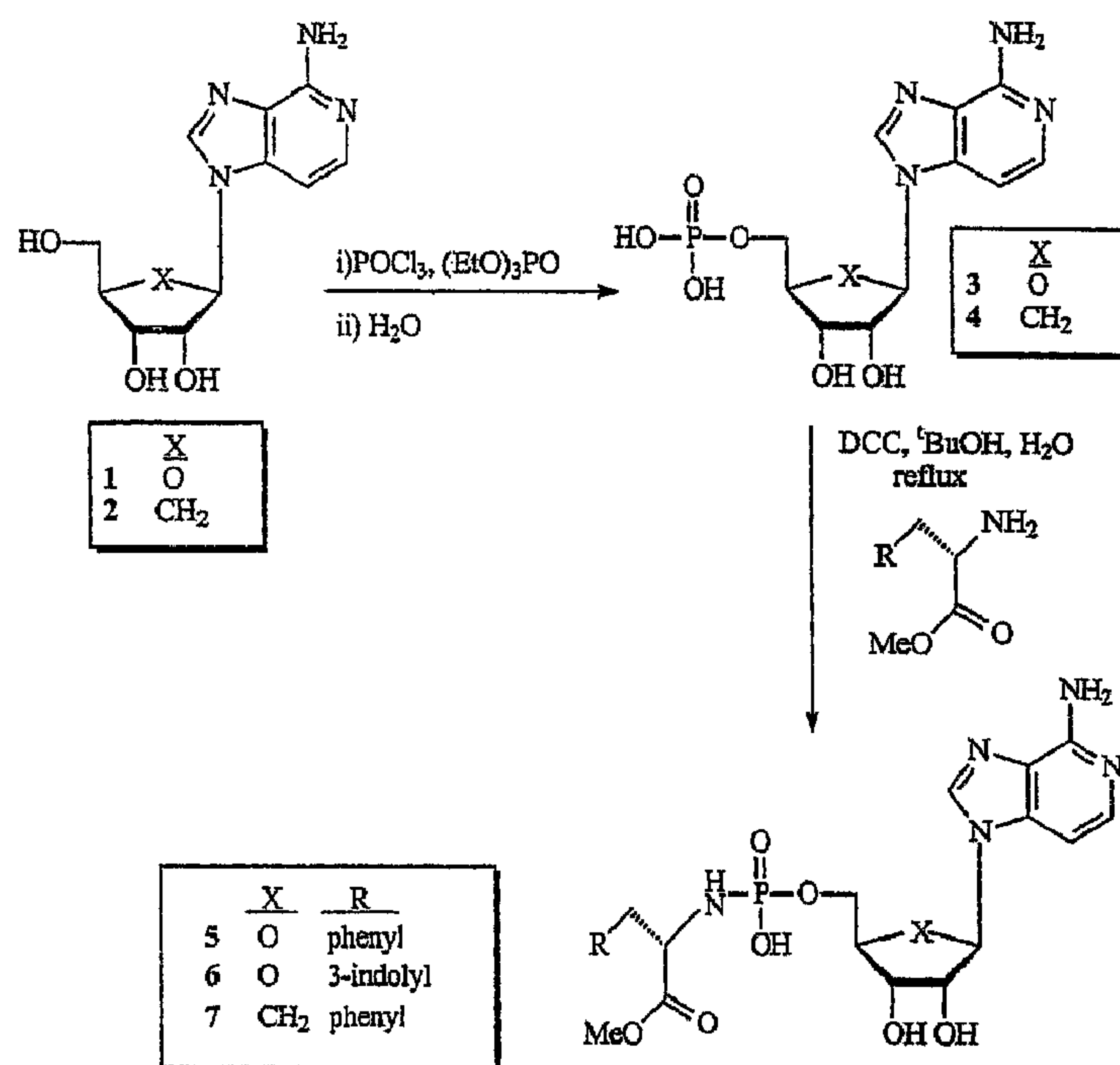




(86) Date de dépôt PCT/PCT Filing Date: 2005/12/08
(87) Date publication PCT/PCT Publication Date: 2006/06/15
(85) Entrée phase nationale/National Entry: 2007/06/06
(86) N° demande PCT/PCT Application No.: US 2005/044442
(87) N° publication PCT/PCT Publication No.: 2006/063149
(30) Priorité/Priority: 2004/12/09 (US60/634,677)

(51) Cl.Int./Int.Cl. *A61K 31/70* (2006.01),
A61K 38/02 (2006.01), *C07H 1/00* (2006.01)
(71) Demandeurs/Applicants:
REGENTS OF THE UNIVERSITY OF MINNESOTA, US;
WAGNER, CARSTON R., US
(72) Inventeur/Inventor:
WAGNER, CARSTON R., US
(74) Agent: BERESKIN & PARR

(54) Titre : NUCLEOSIDES PRESENTANT UNE ACTIVITE ANTIVIRALE ET ANTICANCEREUSE
(54) Title: NUCLEOSIDES WITH ANTIVIRAL AND ANTICANCER ACTIVITY



(57) Abrégé/Abstract:

The invention provides a compound of formula (I), wherein R₁-R₆ and X have any of the values described, as well as pharmaceutical compositions comprising such compounds and therapeutic methods comprising the administration of such compounds.



(12) INTERNATIONAL APPLICATION PUBLISHED UNDER THE PATENT COOPERATION TREATY (PCT)

(19) World Intellectual Property Organization
International Bureau



(43) International Publication Date
15 June 2006 (15.06.2006)

PCT

(10) International Publication Number
WO 2006/063149 A1

(51) International Patent Classification:

A61K 31/70 (2006.01) C07H 1/00 (2006.01)
A61K 38/02 (2006.01)

(21) International Application Number:

PCT/US2005/044442

(22) International Filing Date:

8 December 2005 (08.12.2005)

(25) Filing Language:

English

(26) Publication Language:

English

(30) Priority Data:

60/634,677 9 December 2004 (09.12.2004) US

(71) Applicant (for all designated States except US): **REGENTS OF THE UNIVERSITY OF MINNESOTA** [US/US]; 450 McNamara Alumni Center, 200 Oak Street Se, Minneapolis, MN 55455-2070 (US).

(71) Applicant and

(72) Inventor: **WAGNER, Carston, R.** [US/US]; 1595 Northrop Street, St. Paul, MN 55108 (US).

(74) Agents: **HARRIS, Robert, J.** et al.; Viksnins Harris & Padys PLLP, P.O. Box 111098, St. Paul, MN 55111-1098 (US).

(81) Designated States (unless otherwise indicated, for every kind of national protection available): AE, AG, AL, AM, AT, AU, AZ, BA, BB, BG, BR, BW, BY, BZ, CA, CH, CN, CO, CR, CU, CZ, DE, DK, DM, DZ, EC, EE, EG, ES, FI, GB, GD, GE, GH, GM, HR, HU, ID, IL, IN, IS, JP, KE, KG, KM, KN, KP, KR, KZ, LC, LK, LR, LS, LT, LU, LV, LY, MA, MD, MG, MK, MN, MW, MX, MZ, NA, NG, NI, NO, NZ, OM, PG, PH, PL, PT, RO, RU, SC, SD, SE, SG, SK, SL, SM, SY, TJ, TM, TN, TR, TT, TZ, UA, UG, US, UZ, VC, VN, YU, ZA, ZM, ZW.

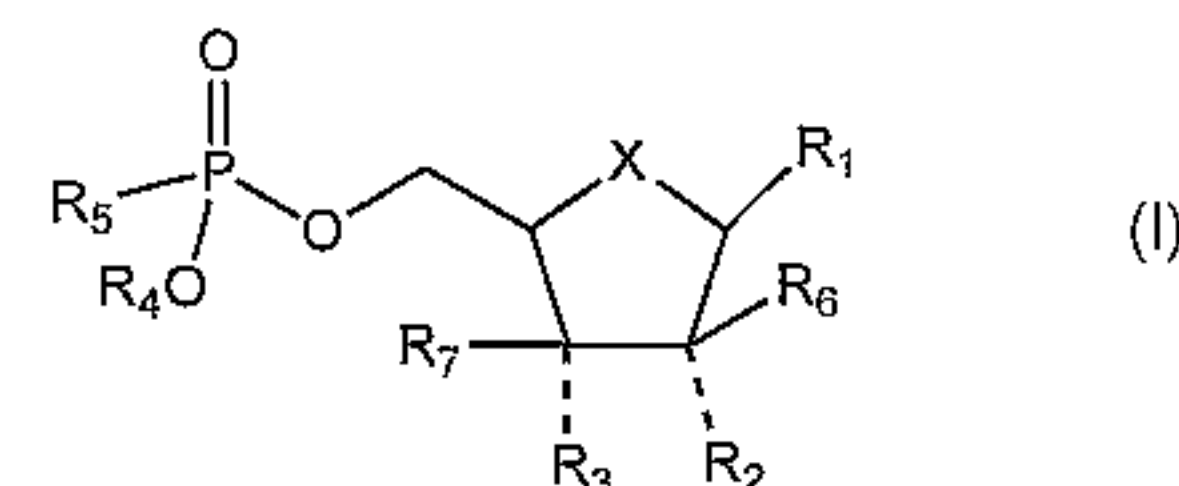
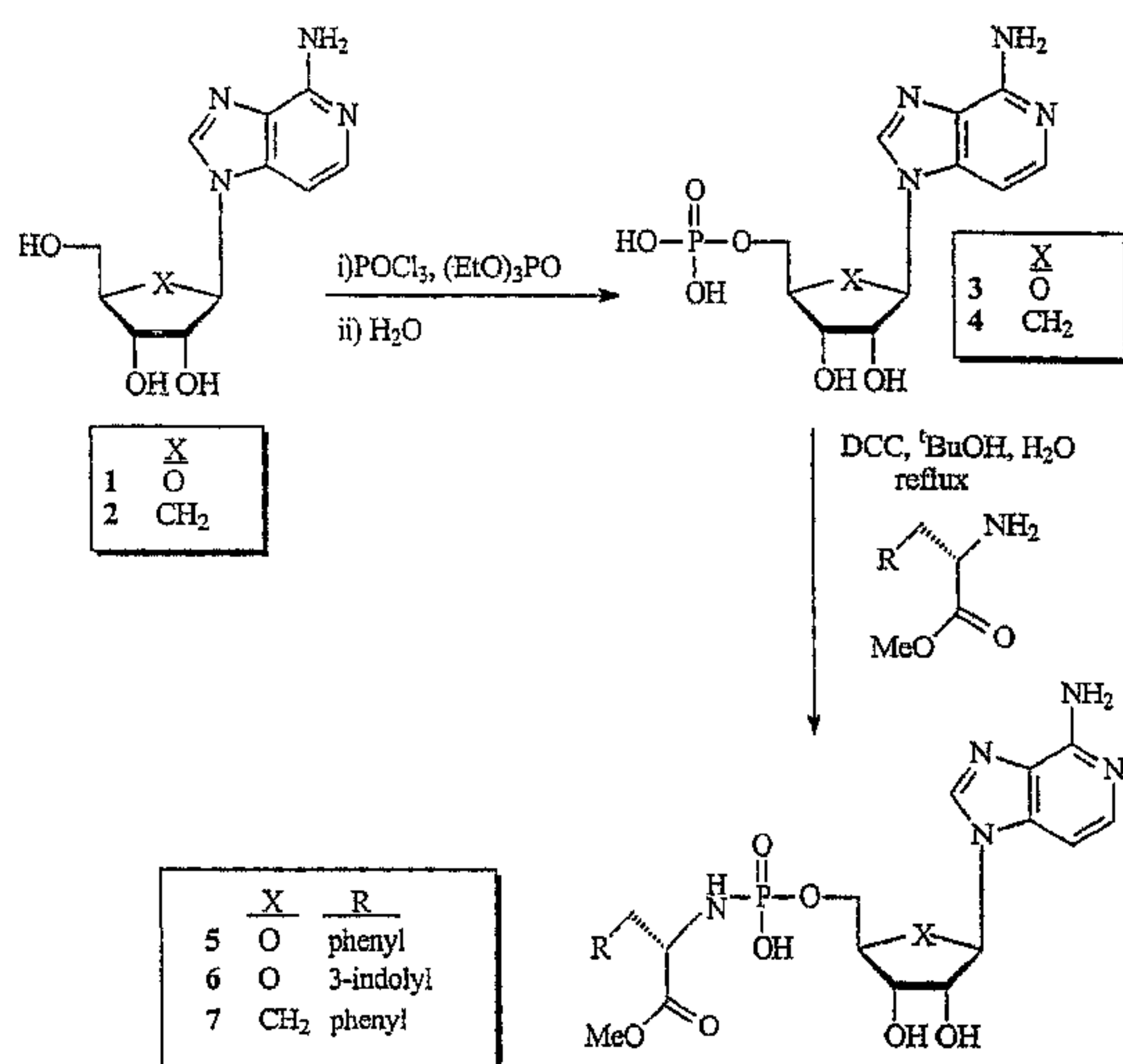
(84) Designated States (unless otherwise indicated, for every kind of regional protection available): ARIPO (BW, GH, GM, KE, LS, MW, MZ, NA, SD, SL, SZ, TZ, UG, ZM, ZW), Eurasian (AM, AZ, BY, KG, KZ, MD, RU, TJ, TM), European (AT, BE, BG, CH, CY, CZ, DE, DK, EE, ES, FI, FR, GB, GR, HU, IE, IS, IT, LT, LU, LV, MC, NL, PL, PT, RO, SE, SI, SK, TR), OAPI (BF, BJ, CF, CG, CI, CM, GA, GN, GQ, GW, ML, MR, NE, SN, TD, TG).

Published:

- with international search report
- before the expiration of the time limit for amending the claims and to be republished in the event of receipt of amendments

For two-letter codes and other abbreviations, refer to the "Guidance Notes on Codes and Abbreviations" appearing at the beginning of each regular issue of the PCT Gazette.

(54) Title: NUCLEOSIDES WITH ANTIVIRAL AND ANTICANCER ACTIVITY



(57) Abstract: The invention provides a compound of formula (I), wherein R₁-R₆ and X have any of the values described, as well as pharmaceutical compositions comprising such compounds and therapeutic methods comprising the administration of such compounds.

NUCLEOSIDES WITH ANTIVIRAL AND ANTICANCER ACTIVITY

Government Funding

The invention described herein was made with U.S. Government support
5 under grant CA 89615 awarded by the National Institutes of Health, National
Cancer Institute. The United States Government has certain rights in the
invention.

Cross-Reference to Related Application

This patent document claims priority to U.S. Application Serial No.
10 60/634,677, filed on December 9, 2004, which application is incorporated by
reference herein.

Background of the Invention

Histidine triad enzymes are a superfamily of relatively small (MW 28-34
Kda), homodimeric nucleoside monophosphate hydrolases and transferases
15 containing an active site motif related to His-X-His-X-His-X-X, where X is a
hydrophobic amino acid (Bieganski, P., et al., *J. Biol. Chem.*, **2002**, 277,
10852-10860). The HINT branch is the most ancient branch, having
representatives in all forms of life (Bieganski, P., et al., *J. Biol. Chem.*, **2002**,
277, 10852-10860; and Brenner, C., et al., *Nature Struc. Biol.*, **1997**, 4, 231-
20 238).

The signature histidine triad residues were shown to be largely
responsible for stabilizing binding to the phosphates, while the base appeared to
be sandwiched between two phenylalanines and an isoleucine (Brenner, C., et
al., *Nature Struc. Biol.*, **1997**, 4, 231-238; and Lima, C. D., et al., *Science*, **1997**,
25 278, 286-290). Further inspection revealed that N-7 and O-4 for guanosine and
N-7 and N-4 for adenosine are almost completely solvent exposed, while little, if
any, specific binding interactions surrounding N-2 and N-3 were observed.
Hydrogen bonding interactions were observed between Asp-43 and both of the
2'- and 3'-hydroxyl groups, which is consistent with the reduced ability of 2'-
30 deoxy nucleoside phosphoramidates to serve as substrates.

Although HINTs have been associated only recently with adenosine
phosphoramidase activity, nucleoside phosphoramidase activity has been
observed in partially purified extracts from rabbit liver, whole cells and extracts
of the human T-leukemia , CEM cells, peripheral blood mononuclear cells

(PBMCs) and green monkey Vero cells (Ledneva, R. K., et al., 1970, *Dokl. Akad. Nauk Sssr* 193, 1308-10; Dudkin, S. M., et al., 1971, *Febs* 16, 48-50 ; Abraham, T. W., et al., 1996, *J. Med. Chem.* 39, 4569-4575; Abraham, T. W., et al., 1997, *Nucleosides Nucleotides* 16, 2079-2092; Chang, S.-L., et al., 2001, *J. Med. Chem.* 44, 223-231).

U.S. Patent Number 6,475,985 reports certain specific nucleoside phosphoramidate analogs having anticancer and/or antiviral properties. There continues to be an interest in phosphoramidate nucleoside analogs due to their demonstrated utility as prodrugs of antiviral and anticancer nucleoside monophosphates, or pronucleotides (McGuigan, C., et al., 1993, *Bioorg. Med. Chem. Lett.* 3, 1207-1210; Balzarini, J., et al., 1996, *Mol. Pharmacol.* 50, 1207-1213; Chang, S. L., et al., 2000, *Nucleosides, Nucleotides & Nucleic Acids* 19, 87-100; Kim, J., Drontle, et al., 2004, *Nucleos. Nucleot. Nucleic Acids* 23, 483-493; and Klein, M. G., et al., 1998, *Exp. Cell. Res.* 244, 26-32).

In spite of the above reports, there is currently a need for chemotherapeutic agents with antiviral and or anticancer properties. In particular there is a need for agents that are selectively activated at the sight of a disease or virus.

Summary of the Invention

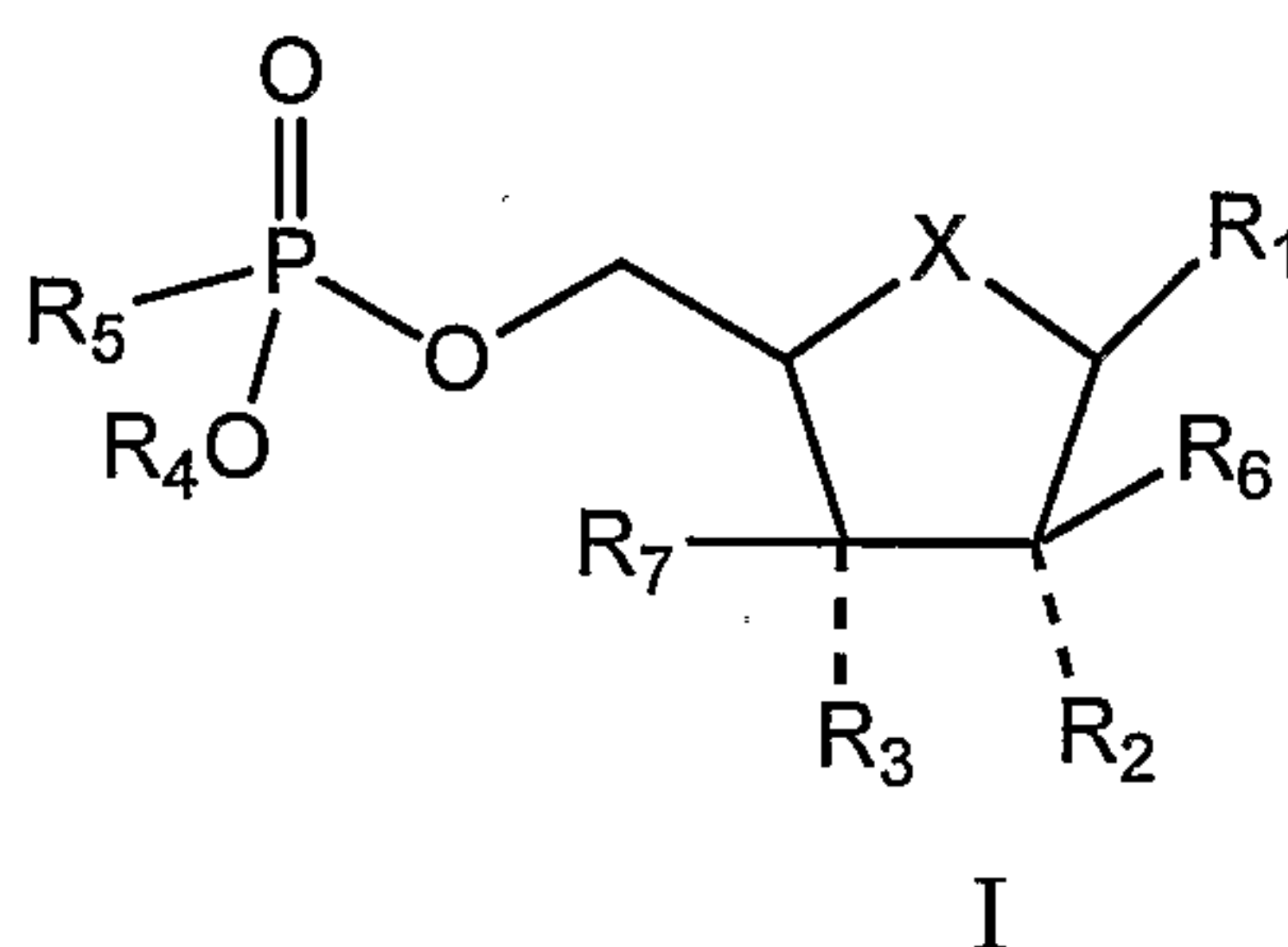
Although, the nature of the enzyme responsible for phosphoramidate hydrolysis has not been determined, direct evidence of intracellular P-N bond hydrolysis by a putative phosphoramidase was demonstrated by studies of the intracellular metabolism of fluorodeoxyuridine phosphoramidates with permeablized cells and O¹⁸ labeled AZT tryptophan methyl ester phosphoramidate with capillary LC-ESI-MS/MS.

Recently, hHINT1 has been isolated and cloned by a combination of affinity chromatography and T7 phage display a human phosphoramidase. Early studies have demonstrated that the enzyme will efficiently hydrolyze guanosine, adenosine and to a limited extent uridine and cytosine phosphoramidates containing primary amines. hHINT1 has been shown to be over-expressed in breast, lung and ovarian cancer tissues relative to normal tissues. Recently, it has been shown that human breast cancer has at least 6- times more expressed hHINT1 activity than normal breast tissues. In addition, it is known that the

hHINT1 is overexpressed in the liver and brain. Consequently, antiviral or anticancer phosphoramidates that are substrates for hHINTs should facilitate the design of tissue specific antiviral and anticancer phosphoramidate based therapeutics.

5 Inspection of the active site of hHINT1 has revealed that hydrogen bonding, ion pairing or polar interactions at the 2'- and 3'- positions preferentially interact with the active site residue Asp-43, which is consistent with the reduced ability of 2'-deoxy nucleoside phosphoramidates to serve as substrates. In addition, phosphoramidates with a D- amino acid are hydrolyzed at
10 least 20- fold more efficiently than phosphoramidates containing L- amino acids. Consequently, compounds containing 1) an electropositive group at the 2'- position, and/or 2) a group having a stereochemistry that corresponds to that of an N-linked D-amino acid on the phosphorous are especially good substrates for hHINT1.

15 The present invention provides compounds that act as antiviral and or anticancer agents. Accordingly there is provided a compound of the invention which is a compound of formula I:



20 wherein:

R₁ is adenine, guanine, cytosine, thymine, 3-deazaadenine, or uracil, optionally substituted by 1, 2, or 3 U; wherein each U is independently halo, hydroxy, (C₁-C₆)alkyl, (C₃-C₆)cycloalkyl, (C₁-C₆)alkoxy, (C₃-C₆)cycloalkyloxy, (C₁-C₆)alkanoyl, (C₁-C₆)alkanoyloxy, trifluoromethyl, hydroxy(C₁-C₆)alkyl, -
25 (CH₂)₁₋₄P(=O)(OR_w)₂ aryl, aryl(C₁-C₆)alkyl, or NR_xR_y;

R₂ and R₆ are each independently hydrogen, halo, hydroxy, (C₁-C₆)alkyl, (C₃-C₆)cycloalkyl, (C₁-C₆)alkoxy, (C₃-C₆)cycloalkyloxy, (C₁-C₆)alkanoyl, (C₁-C₆)alkanoyloxy, trifluoromethyl, azido, cyano, -N(R_z)C(=O)N(R_{aa})(R_{ab}), -N(R_z)C(=O)OR_{ac}, or NR_{ad}R_{ae}, provided that one of R₂ and R₆ is hydroxy halo,

(C₁-C₆)alkoxy, (C₃-C₆)cycloalkyloxy, trifluoromethyl, cyano, or NR_{ad}R_{ae};

R₃ is hydrogen, halo, hydroxy, (C₁-C₆)alkyl, (C₃-C₆)cycloalkyl, (C₁-C₆)alkoxy, (C₃-C₆)cycloalkyloxy, (C₁-C₆)alkanoyl, (C₁-C₆)alkanoyloxy,
 5 trifluoromethyl, azido, cyano, -N(R_z)C(=O)N(R_{aa})(R_{ab}), -N(R_z)C(=O)OR_{ac}, or NR_{ad}R_{ae};

R₄ is hydrogen, (C₁-C₆)alkyl, (C₃-C₆)cycloalkyl, aryl, aryl(C₁-C₆)alkyl, or 2-cyanoethyl;

R₅ is an amino acid, a peptide, or NR_aR_b;

10 R₇ is hydrogen, halo, hydroxy, (C₁-C₆)alkyl, (C₃-C₆)cycloalkyl, (C₁-C₆)alkoxy, (C₃-C₆)cycloalkyloxy, (C₁-C₆)alkanoyl, (C₁-C₆)alkanoyloxy, trifluoromethyl, azido, cyano, -N(R_z)C(=O)N(R_{aa})(R_{ab}), -N(R_z)C(=O)OR_{ac}, or NR_{ad}R_{ae};

X is oxy, thio, or methylene;

15 each R_a and R_b is independently hydrogen, (C₁-C₆)alkyl, (C₃-C₆)cycloalkyl, aryl, or Het; or R_a and R_b together with the nitrogen to which they are attached form a nitrogen-linked Het;

each R_w is independently hydrogen or (C₁-C₆)alkyl;

R_x and R_y are each independently hydrogen, (C₁-C₆)alkyl, (C₃-C₆)cycloalkyl, phenyl, benzyl, phenethyl, or (C₁-C₆)alkanoyl; or R_x and R_y
 20 together with the nitrogen to which they are attached are pyrrolidino, piperidino or morpholino;

R_z is hydrogen, (C₁-C₆)alkyl, (C₃-C₆)cycloalkyl, phenyl, benzyl, or phenethyl;

25 R_{aa} and R_{ab} are each independently hydrogen, (C₁-C₆)alkyl, (C₃-C₆)cycloalkyl, phenyl, benzyl, or phenethyl; or R_{aa} and R_{ab} together with the nitrogen to which they are attached are pyrrolidino, piperidino or morpholino;

R_{ac} is hydrogen, (C₁-C₆)alkyl, (C₃-C₆)cycloalkyl, phenyl, benzyl, or phenethyl;

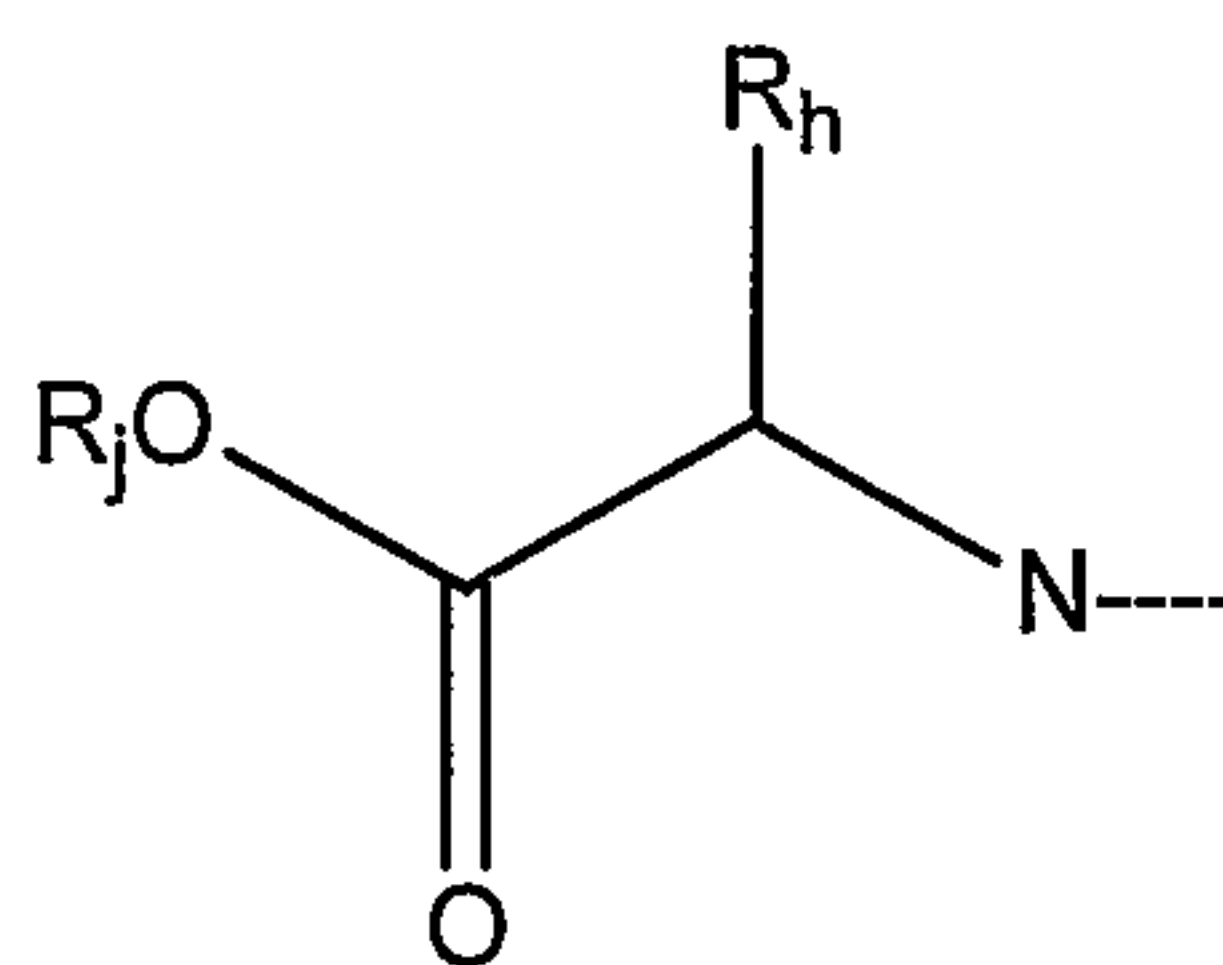
30 R_{ad} is hydrogen (C₁-C₆)alkyl, (C₃-C₆)cycloalkyl, phenyl, benzyl, or phenethyl;

R_{ae} is hydrogen, (C₁-C₆)alkyl, (C₃-C₆)cycloalkyl, phenyl, benzyl, or phenethyl;

wherein any (C₁-C₆)alkyl of R₁-R₇, R_a, R_b, R_w, R_x, R_y, R_z, R_{aa}, R_{ab}, R_{ac}, R_{ad}, and R_{ae} is optionally substituted with one or more (e.g. 1, 2, 3, or 4) halo, hydroxy, (C₁-C₆)alkoxy, (C₃-C₆)cycloalkyloxy, (C₁-C₆)alkanoyl, (C₁-C₆)alkanoyloxy, trifluoromethyl, azido, cyano, oxo (=O), (C₁-C₆)alkyl, (C₃-C₆)cycloalkyl, (C₃-C₆)cycloalkyl(C₁-C₆)alkyl, (C₁-C₆)alkyl-S-(C₁-C₆)alkyl-, aryl, Het, aryl(C₁-C₆)alkyl, or Het(C₁-C₆)alkyl, or NR_{aj}R_{ak}; wherein each R_{aj} and R_{ak} is independently hydrogen, (C₁-C₆)alkyl, (C₃-C₆)cycloalkyl, phenyl, benzyl, or phenethyl;

and wherein any aryl or Het may optionally be substituted with one or more substituents selected from the group consisting of halo, hydroxy, (C₁-C₆)alkyl, (C₃-C₆)cycloalkyl, (C₁-C₆)alkoxy, (C₃-C₆)cycloalkyloxy, (C₁-C₆)alkanoyl, (C₁-C₆)alkanoyloxy, trifluoromethyl, trifluoromethoxy, nitro, cyano, and amino;

or a pharmaceutically acceptable salt thereof. In one embodiment the invention provides a compound of formula (I); provided that R₂ and R₃ are each not hydroxy when R₁ is adenine, guanine, cytosine, thymine, or uracil, X is oxy, R₅ is an amino acid or a peptide; R₆ is hydrogen, and R₇ is hydrogen; and; provided R₁ is not 3-deazaadenine, when R₂ is hydroxy; R₃ is hydroxy; R₄ is hydrogen; R₅ a nitrogen linked radical of formula III;



III

wherein R_h is benzyl or 3-indolylmethyl; and R_j is methyl; x is oxy, R₆ is hydrogen, and R₇ is hydrogen.

The invention also provides a method for treating a viral infection in an animal comprising administering an effective amount of a compound of formula I or a pharmaceutically acceptable salt thereof to an animal (e.g. a mammal) in need of such treatment.

The invention also provides a method for treating HCV in an animal

comprising administering an effective amount of a compound of formula I or a pharmaceutically acceptable salt thereof to an animal in need of such treatment.

The invention also provides a method for treating a metabolic liver disorder (e.g. hemochromatosis, cirrohsis, Wilson's disease, biliary atresia, hepatitis, or any other genetic or environmentally induced liver disease) in an animal comprising administering an effective amount of a compound of formula I or a pharmaceutically acceptable salt thereof to an animal in need of such treatment.

The invention also provides a method for treating a cancer in the liver of an animal comprising administering an effective amount of a compound of formula I or a pharmaceutically acceptable salt thereof to an animal in need of such treatment.

The invention also provides a method for treating cancer in the brain of an animal comprising administering an effective amount of a compound of formula I or a pharmaceutically acceptable salt thereof to an animal in need of such treatment.

The invention also provides a method for treating breast cancer, lung cancer or ovarian cancer in an animal comprising administering an effective amount of a compound of formula I or a pharmaceutically acceptable salt thereof to an animal in need of such treatment.

The invention also provides the use of a compound of formula I or a pharmaceutically acceptable salt thereof to prepare a medicament for treating a viral infection in a mammal.

The invention also provides the use of a compound of formula I or a pharmaceutically acceptable salt thereof to prepare a medicament for treating HCV in a mammal.

The invention also provides the use of a compound of formula I or a pharmaceutically acceptable salt thereof to prepare a medicament for treating a metabolic liver disorder in a mammal.

The invention also provides the use of a compound of formula I or a pharmaceutically acceptable salt thereof to prepare a medicament for treating a cancer in the liver of a mammal.

The invention also provides the use of a compound of formula I or a pharmaceutically acceptable salt thereof to prepare a medicament for treating cancer in the brain of a mammal.

5 The invention also provides the use of a compound of formula I or a pharmaceutically acceptable salt thereof to prepare a medicament useful for treating breast cancer, lung cancer or ovarian cancer in a mammal.

Brief Description of the Figures

- 10 Fig 1 Illustrates the synthesis of representative compounds of the invention.
- Fig 2 Illustrates starting materials useful for preparing compounds of the invention.
- Fig 3 Illustrates compounds useful in the methods of the invention.
- 15 Fig 4 Illustrates the preparation of compounds of the invention.

Detailed Description

The following definitions are used, unless otherwise described: halo is fluoro, chloro, bromo, or iodo. Alkyl, alkoxy, etc. denote both straight and branched groups; but reference to an individual radical such as "propyl" 20 embraces only the straight chain radical, a branched chain isomer such as "isopropyl" being specifically referred to. Aryl denotes a phenyl radical or an ortho-fused bicyclic carbocyclic radical having about nine to ten ring atoms in which at least one ring is aromatic. Het encompasses a radical of a monocyclic, bicyclic, or tricyclic ring system containing a total of 3-20 atoms, including one 25 or more (e.g., 1, 2, 3, 4, 5, or 6) carbon atoms, and one or more (e.g., 1, 2, 3, or 4) heteroatoms selected from oxygen, sulfur, and N(X) wherein X is absent or is H, O, (C₁-C₄)alkyl, phenyl or benzyl, wherein one or more ring carbons of Het can optionally be substituted with oxo (=O); Heteroaryl encompasses a radical attached via a ring carbon of a monocyclic aromatic ring containing five or six 30 ring atoms consisting of carbon and one to four heteroatoms each selected from the group consisting of non-peroxide oxygen, sulfur, and N(X) wherein X is absent or is H, O, (C₁-C₄)alkyl, phenyl or benzyl, as well as a radical of an ortho-fused bicyclic heterocycle of about eight to ten ring atoms derived therefrom, particularly a benz-derivative or one derived by fusing a propylene,

trimethylene, or tetramethylene diradical thereto. The term Het encompasses Heteroaryl.

The term "amino acid," comprises the residues of the natural amino acids (e.g. Ala, Arg, Asn, Asp, Cys, Glu, Gln, Gly, His, Hyl, Hyp, Ile, Leu, Lys, Met, Phe, Pro, Ser, Thr, Trp, Tyr, and Val) in D or L form, as well as unnatural amino acids (e.g. phosphoserine, phosphothreonine, phosphotyrosine, hydroxyproline, gamma-carboxyglutamate; hippuric acid, octahydroindole-2-carboxylic acid, statine, 1,2,3,4,-tetrahydroisoquinoline-3-carboxylic acid, penicillamine, ornithine, citruline, α -methyl-alanine, para-benzoylphenylalanine, phenylglycine, propargylglycine, sarcosine, and tert-butylglycine). The term also comprises natural and unnatural amino acids protected at the carboxy terminus (e.g. as a (C₁-C₆)alkyl, phenyl or benzyl ester or as an amide, such as for example, a mono-(C₁-C₆)alkyl or di-(C₁-C₆)alkyl amide. Other suitable carboxy protecting groups are known to those skilled in the art (See for example, T.W. Greene, *Protecting Groups In Organic Synthesis*; Wiley: New York, 1981, and references cited therein). An amino acid can be linked to the remainder of a compound of the invention through the carboxy terminus, the amino terminus, or through any other convenient point of attachment. Preferably, when R₅ is an amino acid, the amino acid is linked to phosphorous through the amino nitrogen, forming a phosphoramidate. The term animal includes birds, reptiles and mammals. In one specific embodiment of the invention the animal is a human.

The term "peptide" describes a sequence of 2 to 25 amino acids (e.g. as defined hereinabove) or peptidyl residues. The sequence may be linear or cyclic. A peptide can be linked to the remainder of a compound of formula I through the carboxy terminus, the amino terminus, or through any other convenient point of attachment. Preferably a peptide comprises 2 to 25, or 5 to 20 amino acids. Peptide derivatives can be prepared using techniques that are well known in the art, for example, using solid phase peptide synthesis techniques. In one embodiment, when R₅ is a peptide, the peptide is linked to phosphorous through the N-terminal nitrogen, forming a phosphoramidate. In another embodiment, when R₅ is a peptide, the peptide is linked to phosphorous through the N-terminal nitrogen, forming a phosphoramidate, and the carbon adjacent to the N-terminal nitrogen has the configuration of a D-amino acid.

The term "viral infection" includes human immunodeficiency virus (HIV), herpes simplex virus-2 (HSV-2), varicellazoster, vaccinia, human cytomegalovirus, ebola, hepatitis B (HBV), hepatitis C (HCV) and the like.

It will be appreciated by those skilled in the art that compounds of the invention having a chiral center may exist in and be isolated in optically active and racemic forms. Some compounds may exhibit polymorphism. It is to be understood that the present invention encompasses any racemic, optically-active, polymorphic, or stereoisomeric form, or mixtures thereof, of a compound of the invention, which possess the useful properties described herein, it being well known in the art how to prepare optically active forms (for example, by resolution of the racemic form by recrystallization techniques, by synthesis from optically-active starting materials, by chiral synthesis, or by chromatographic separation using a chiral stationary phase) and how to determine antiviral activity using the standard tests described herein, or using other similar tests which are well known in the art.

Specific values listed below for radicals, substituents, and ranges, are for illustration only; they do not exclude other defined values or other values within defined ranges for the radicals and substituents

Specifically, (C₁-C₆)alkyl can be methyl, ethyl, propyl, isopropyl, butyl, iso-butyl, sec-butyl, pentyl, 3-pentyl, or hexyl; (C₃-C₆)cycloalkyl can be cyclopropyl, cyclobutyl, cyclopentyl, or cyclohexyl; (C₃-C₆)cycloalkyl(C₁-C₆)alkyl can be cyclopropylmethyl, cyclobutylmethyl, cyclopentylmethyl, cyclohexylmethyl, 2-cyclopropylethyl, 2-cyclobutylethyl, 2-cyclopentylethyl, or 2-cyclohexylethyl; (C₁-C₆)alkoxy can be methoxy, ethoxy, propoxy, isopropoxy, butoxy, iso-butoxy, sec-butoxy, pentoxy, 3-pentoxy, or hexyloxy; (C₁-C₆)alkanoyl can be acetyl, propanoyl or butanoyl; hydroxy(C₁-C₆)alkyl can be hydroxymethyl, 1-hydroxyethyl, 2-hydroxyethyl, 1-hydroxypropyl, 2-hydroxypropyl, 3-hydroxypropyl, 1-hydroxybutyl, 4-hydroxybutyl, 1-hydroxypentyl, 5-hydroxypentyl, 1-hydroxyhexyl, or 6-hydroxyhexyl; (C₂-C₆)alkanoyloxy can be acetoxy, propanoyloxy, butanoyloxy, isobutanoyloxy, pentanoyloxy, or hexanoyloxy; aryl can be phenyl, indenyl, or naphthyl; and heteroaryl can be furyl, imidazolyl, triazolyl, triazinyl, oxazolyl, isoxazolyl, thiazolyl, isothiazoyl, pyrazolyl, pyrrolyl, pyrazinyl, tetrazolyl, pyridyl, (or its N-

oxide), thienyl, pyrimidinyl (or its N-oxide), indolyl, isoquinolyl (or its N-oxide) or quinolyl (or its N-oxide).

A specific value for R_a is (C₁-C₆)alkyl optionally substituted with one or more halo, hydroxy, (C₁-C₆)alkoxy, (C₃-C₆)cycloalkyloxy, (C₁-C₆)alkanoyl, (C₁-C₆)alkanoyloxy, trifluoromethyl, azido, cyano, (C₁-C₆)alkyl, (C₃-C₆)cycloalkyl, (C₃-C₆)cycloalkyl(C₁-C₆)alkyl, (C₁-C₆)alkyl-S-(C₁-C₆)alkyl-, aryl, Het, aryl(C₁-C₆)alkyl, or Het(C₁-C₆)alkyl, or NR_{aj}R_{ak}; wherein each R_{aj} and R_{ak} is independently hydrogen, (C₁-C₆)alkyl, (C₃-C₆)cycloalkyl, phenyl, benzyl, or phenethyl.

A specific value for R_a is (C₁-C₆)alkyl optionally substituted with one or more halo, hydroxy, (C₁-C₆)alkoxy, (C₁-C₆)alkanoyl, (C₁-C₆)alkanoyloxy, trifluoromethyl, cyano, aryl, or Het.

A specific value for R_a is (C₁-C₆)alkyl optionally substituted with one or more aryl or Het.

A specific value for R_a is (C₁-C₆)alkyl substituted with a phenyl, naphthyl, pyridyl, indolyl, isoindolyl, furyl, thienyl, pyrrolyl, benzofuranyl, benzothienyl, imidazolyl, thiazoyl, pyrrolidinyl, piperidinyl, piperazinyl, or morpholino ring, which ring is optionally substituted with one or more substituents selected from the group consisting of halo, hydroxy, (C₁-C₆)alkyl, (C₃-C₆)cycloalkyl, (C₁-C₆)alkoxy, (C₃-C₆)cycloalkyloxy, (C₁-C₆)alkanoyl, (C₁-C₆)alkanoyloxy, trifluoromethyl, trifluoromethoxy, nitro, cyano, and amino.

A specific value for R_a is (C₁-C₆)alkyl substituted with a phenyl or indolyl ring, which ring is optionally substituted with one or more substituents selected from the group consisting of halo, hydroxy, (C₁-C₆)alkyl, (C₃-C₆)cycloalkyl, (C₁-C₆)alkoxy, (C₃-C₆)cycloalkyloxy, (C₁-C₆)alkanoyl, (C₁-C₆)alkanoyloxy, trifluoromethyl, trifluoromethoxy, nitro, cyano, and amino.

A specific value for R_a is (C₁-C₆)alkyl substituted with a phenyl ring.

A specific value for R_a is (C₁-C₆)alkyl substituted with an indolyl ring.

A specific value for R_a is phenylmethyl, phenethyl, indolylmethyl, or 2-indolylolethyl.

A specific value for R_a is 2-indol-3-ylethyl.

A specific value for R_b is hydrogen.

A specific compound of formula (I) has the formula R₅-B, wherein B is a phosphorous-linked 9-beta-D-arabinofuranosyladenosine monophosphate,

9-beta-D-arabinofuranosylguanosine monophosphate, or 9-beta-D-arabinofuranosylcytosine monophosphate and wherein R_5 has any of the values defined herein.

A specific value for R_5 is NR_aR_b wherein R_a is 2-indol-3-ylethyl; and R_b is hydrogen.

A specific value for R_1 is guanine, cytosine, thymine, 3-deazaadenine, or uracil, optionally substituted by 1, 2, or 3 U; wherein each U is independently halo, hydroxy, (C_1-C_6) alkyl, (C_3-C_6) cycloalkyl, (C_1-C_6) alkoxy, (C_3-C_6) cycloalkyloxy, (C_1-C_6) alkanoyl, (C_1-C_6) alkanoyloxy, trifluoromethyl, hydroxy (C_1-C_6) alkyl, $-(CH_2)_{1-4}P(=O)(OR_w)_2$ aryl, aryl (C_1-C_6) alkyl, or NR_xR_y .

A specific value for R_1 is adenine, cytosine, thymine, 3-deazaadenine, or uracil, optionally substituted by 1, 2, or 3 U; wherein each U is independently halo, hydroxy, (C_1-C_6) alkyl, (C_3-C_6) cycloalkyl, (C_1-C_6) alkoxy, (C_3-C_6) cycloalkyloxy, (C_1-C_6) alkanoyl, (C_1-C_6) alkanoyloxy, trifluoromethyl, hydroxy (C_1-C_6) alkyl, $-(CH_2)_{1-4}P(=O)(OR_w)_2$ aryl, aryl (C_1-C_6) alkyl, or NR_xR_y .

A specific value for R_1 is adenine, guanine, cytosine, thymine, or uracil, optionally substituted by 1, 2, or 3 U; wherein each U is independently halo, hydroxy, (C_1-C_6) alkyl, (C_3-C_6) cycloalkyl, (C_1-C_6) alkoxy, (C_3-C_6) cycloalkyloxy, (C_1-C_6) alkanoyl, (C_1-C_6) alkanoyloxy, trifluoromethyl, hydroxy (C_1-C_6) alkyl, $-(CH_2)_{1-4}P(=O)(OR_w)_2$ aryl, aryl (C_1-C_6) alkyl, or NR_xR_y .

A specific value for R_1 is cytosine, thymine, 3-deazaadenine, or uracil, optionally substituted by 1, 2, or 3 U; wherein each U is independently halo, hydroxy, (C_1-C_6) alkyl, (C_3-C_6) cycloalkyl, (C_1-C_6) alkoxy, (C_3-C_6) cycloalkyloxy, (C_1-C_6) alkanoyl, (C_1-C_6) alkanoyloxy, trifluoromethyl, hydroxy (C_1-C_6) alkyl, $-(CH_2)_{1-4}P(=O)(OR_w)_2$ aryl, aryl (C_1-C_6) alkyl, or NR_xR_y .

A specific value for R_1 is 3-deazaadenine optionally substituted by 1, 2, or 3 U; wherein each U is independently halo, hydroxy, (C_1-C_6) alkyl, (C_3-C_6) cycloalkyl, (C_1-C_6) alkoxy, (C_3-C_6) cycloalkyloxy, (C_1-C_6) alkanoyl, (C_1-C_6) alkanoyloxy, trifluoromethyl, hydroxy (C_1-C_6) alkyl, $-(CH_2)_{1-4}P(=O)(OR_w)_2$ aryl, aryl (C_1-C_6) alkyl, or NR_xR_y .

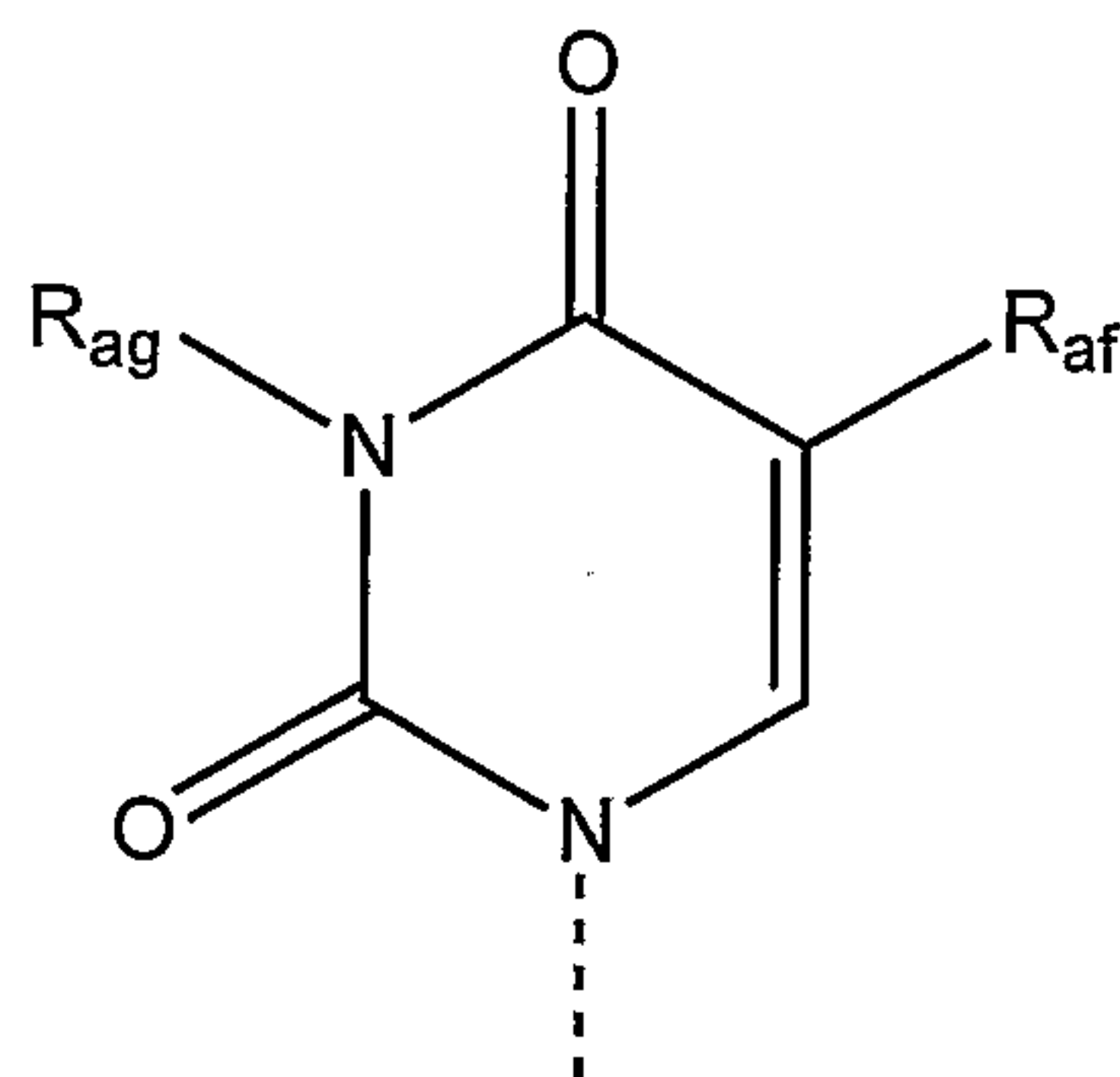
A specific value for R_1 is adenine, guanine, cytosine, thymine, 3-deazaadenine, or uracil,.

A specific value for R_1 is guanine, cytosine, thymine, 3-deazaadenine, or uracil.

A specific value for R_1 is cytosine, thymine, 3-deazaadenine, or uracil.

A specific value for R_1 is cytosine, thymine, or uracil.

A specific value for R_1 is a nitrogen linked radical of formula VI:



VI

- 5 wherein R_{af} is hydrogen, halo, (C_1-C_6) alkyl, (C_3-C_6) cycloalkyl, or trifluoromethyl; and R_{ag} is hydrogen, (C_1-C_6) alkyl, (C_3-C_6) cycloalkyl, trifluoromethyl, hydroxy (C_1-C_6) alkyl, or $-(CH_2)_{1-4}P(=O)(OR_w)_2$.

A specific value for R_2 is hydroxy.

A specific value for R_2 is halo.

- 10 A specific value for R_2 is fluoro.

A specific value for R_2 is chloro.

A specific value for R_2 is (C_1-C_6) alkoxy.

A specific value for R_2 is methoxy.

A specific value for R_2 is trifluoromethyl.

- 15 A specific value for R_2 is cyano.

A specific value for R_2 is amino, methylamino, dimethylamino, ethylamino, or dimethylamino.

A specific value for R_3 is hydroxy.

A specific value for R_3 is hydrogen.

- 20 A specific value for R_3 is halo.

A specific value for R_3 is fluoro.

A specific value for R_3 is chloro.

A specific value for R_3 is trifluoromethyl.

A specific value for R_3 is azido

- 25 A specific value for R_3 is cyano.

A specific value for R_3 is amino, methylamino, dimethylamino, ethylamino, or dimethylamino.

A specific value for R_4 is hydrogen.

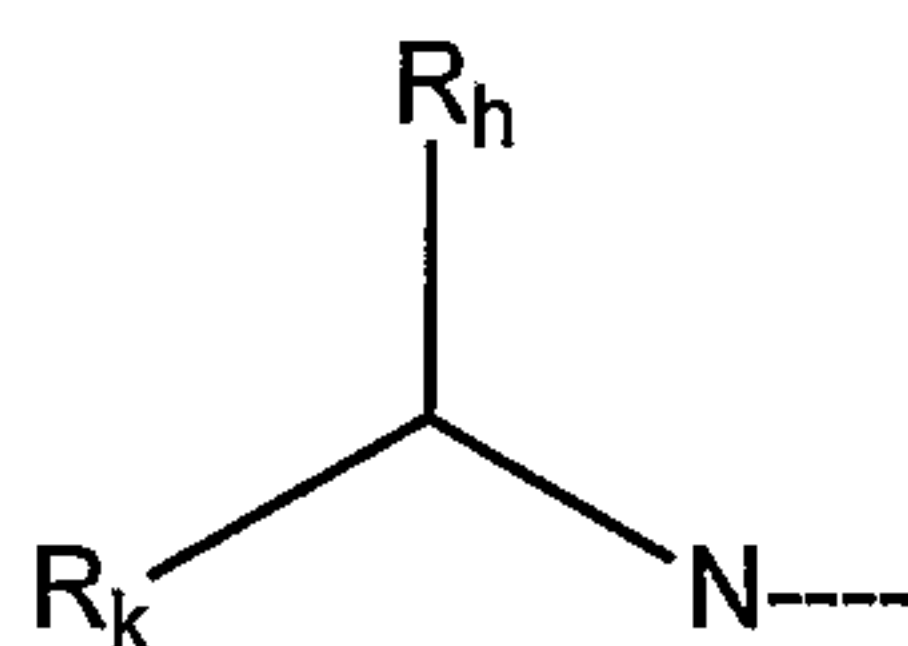
A specific value for R_4 is methyl or ethyl.

A specific value for R_4 is 2-cyanoethyl.

A specific value for R_5 is an amino acid.

5 A specific value for R_5 is a peptide.

A specific value for R_5 is a nitrogen linked radical of formula II:



II

wherein:

10 R_h is hydrogen, (C_1-C_6) alkyl, (C_3-C_6) cycloalkyl, (C_3-C_6) cycloalkyl (C_1-C_6) alkyl, (C_1-C_6) alkyl-S- (C_1-C_6) alkyl-, aryl, heteroaryl, aryl (C_1-C_6) alkyl, or heteroaryl (C_1-C_6) alkyl; wherein any aryl or heteroaryl may optionally be substituted with 1, 2, or 3 Z;

15 each Z is independently halo, hydroxy, (C_1-C_6) alkyl, (C_3-C_6) cycloalkyl, (C_1-C_6) alkoxy, (C_3-C_6) cycloalkyloxy, (C_1-C_6) alkanoyl, (C_1-C_6) alkanoyloxy, trifluoromethyl, trifluoromethoxy, nitro, cyano, or amino; and

R_k is hydrogen or (C_1-C_5) alkyl that is optionally substituted with one or more (e.g. 1, 2, 3, or 4) halo, hydroxy, (C_1-C_6) alkoxy, (C_3-C_6) cycloalkyloxy, (C_1-C_6) alkanoyl, (C_1-C_6) alkanoyloxy, trifluoromethyl, azido, cyano, oxo (=O) or $NR_{ad}R_{ae}$. A specific value for R_k is (C_1-C_5) alkyl optionally substituted with one or more (e.g. 1, 2, 3, or 4) halo, hydroxy, (C_1-C_6) alkoxy, (C_3-C_6) cycloalkyloxy, (C_1-C_6) alkanoyl, (C_1-C_6) alkanoyloxy, trifluoromethyl, azido, cyano, oxo (=O) or $NR_{ad}R_{ae}$.

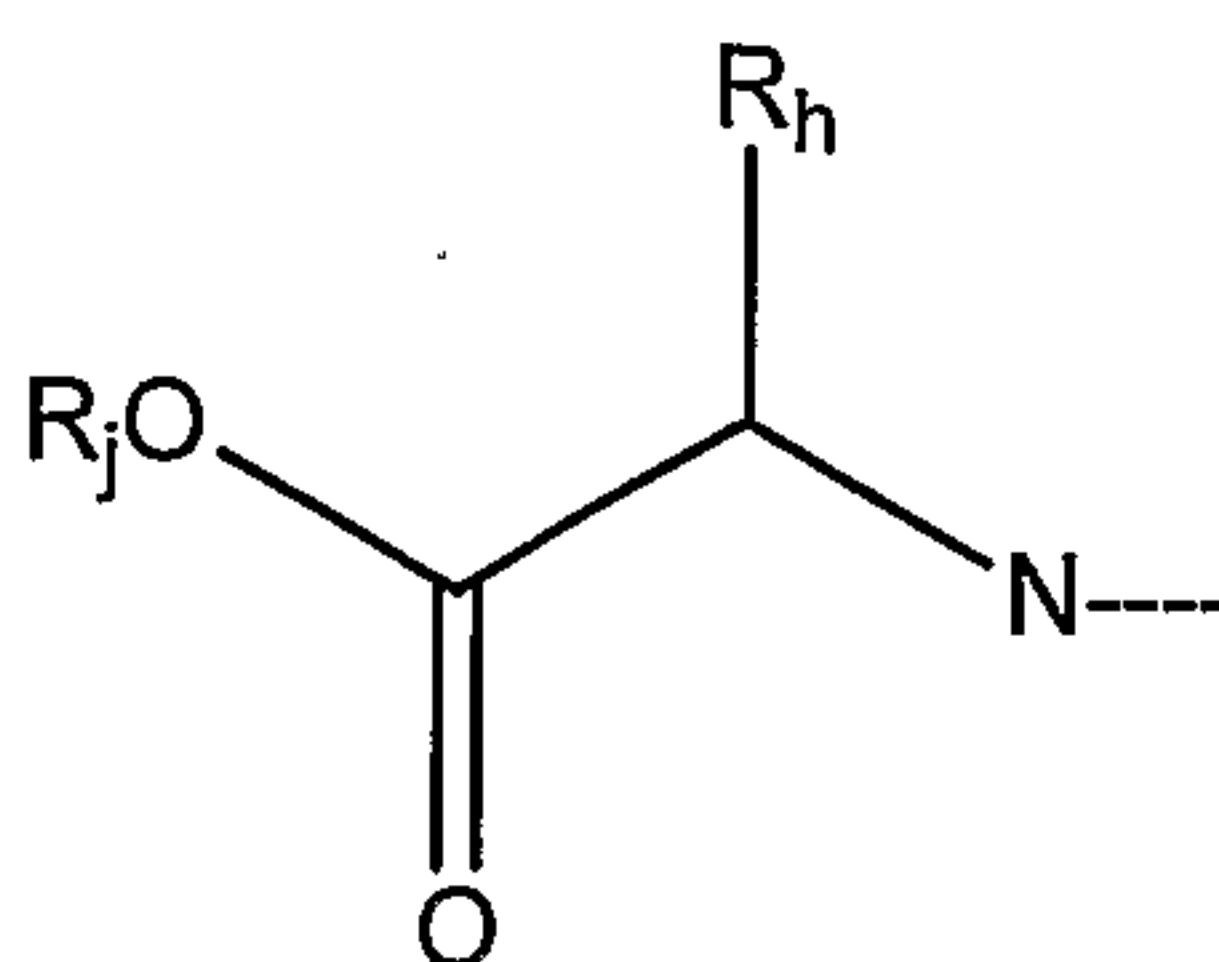
A specific value for R_h is hydrogen, (C_1-C_6) alkyl, phenylmethyl, or 3-indolylmethyl.

25 A specific value for R_h is phenylmethyl.

A specific value for R_h is 3-indolylmethyl.

A specific compound is a compound wherein the carbon bearing R_h has the (R) absolute configuration.

A specific value for R_5 is a nitrogen linked radical of formula III:



III

wherein R_h is hydrogen, (C₁-C₆)alkyl, (C₃-C₆)cycloalkyl, (C₃-C₆)cycloalkyl(C₁-C₆)alkyl, (C₁-C₆)alkyl-S-(C₁-C₆)alkyl-, aryl, heteroaryl, aryl(C₁-C₆)alkyl, or heteroaryl(C₁-C₆)alkyl; wherein any aryl or heteroaryl may optionally be substituted with 1, 2, or 3 Z; R_j is hydrogen, (C₁-C₆)alkyl, phenyl, benzyl, or phenethyl; and wherein each Z is independently halo, hydroxy, (C₁-C₆)alkyl, (C₃-C₆)cycloalkyl, (C₁-C₆)alkoxy, (C₃-C₆)cycloalkyloxy, (C₁-C₆)alkanoyl, (C₁-C₆)alkanoyloxy, trifluoromethyl, trifluoromethoxy, nitro, cyano, or amino.

A specific value for R_h is hydrogen, (C₁-C₆)alkyl, phenylmethyl, or 3-indolylmethyl.

A specific value for R_h is phenylmethyl.

A specific value for R_h is 3-indolylmethyl.

A specific value for R_6 is hydrogen or (C₁-C₆)alkyl.

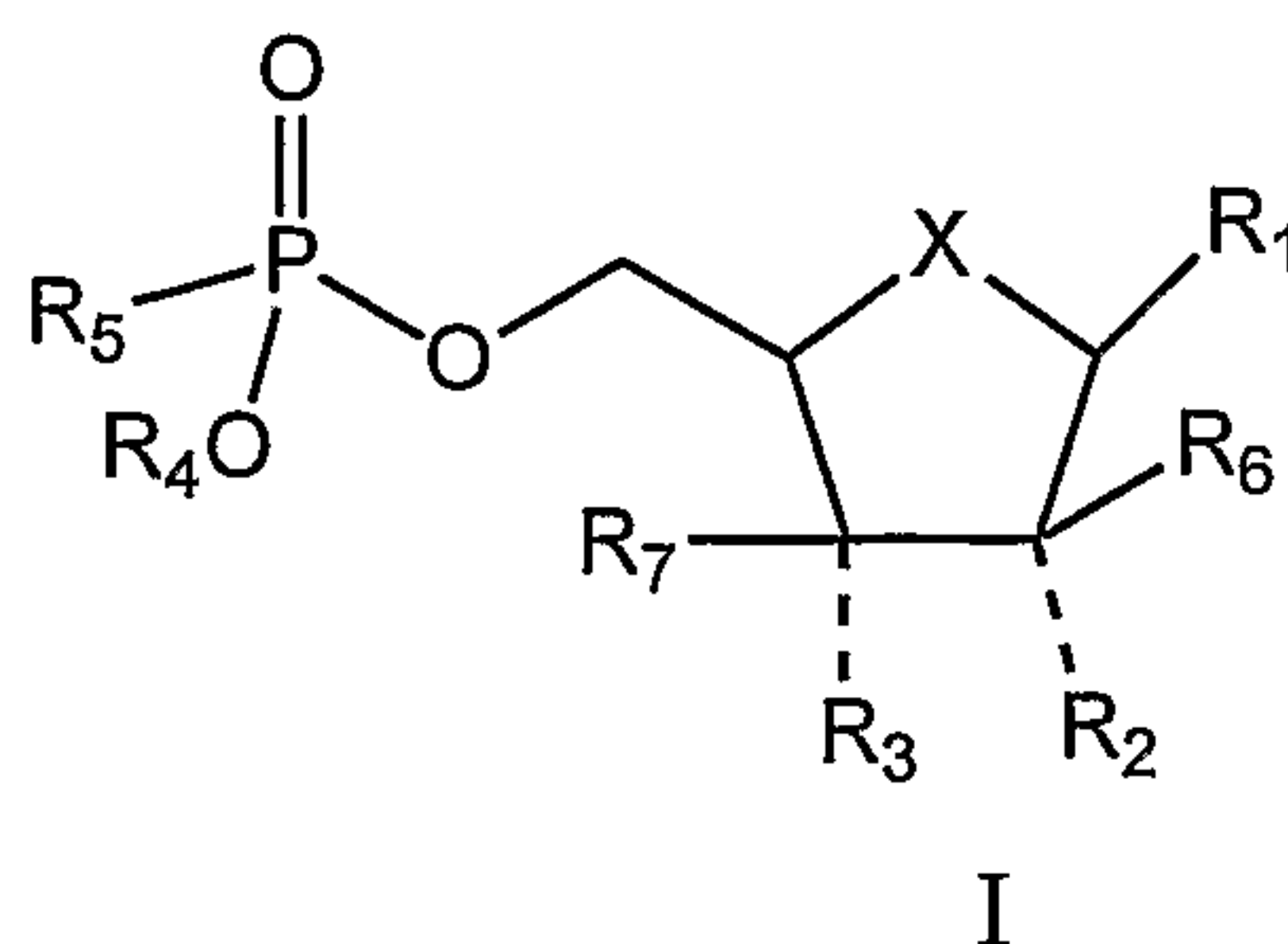
A specific value for R_2 is hydrogen or alkyl; and R_6 is halo, hydroxy, (C₁-C₆)alkyl, (C₃-C₆)cycloalkyl, (C₁-C₆)alkoxy, (C₃-C₆)cycloalkyloxy, (C₁-C₆)alkanoyl, (C₁-C₆)alkanoyloxy, trifluoromethyl, azido, cyano, -N(R_z)C(=O)N(R_{aa})(R_{ab}), -N(R_z)C(=O)OR_{ac}, or NR_{ad}R_{ae}.

A specific value for R_7 is hydrogen or (C₁-C₆)alkyl.

A specific compound is a compound wherein R_3 is hydrogen or alkyl; and R_7 is halo, hydroxy, (C₁-C₆)alkyl, (C₃-C₆)cycloalkyl, (C₁-C₆)alkoxy, (C₃-C₆)cycloalkyloxy, (C₁-C₆)alkanoyl, (C₁-C₆)alkanoyloxy, trifluoromethyl, azido, cyano, -N(R_z)C(=O)N(R_{aa})(R_{ab}), -N(R_z)C(=O)OR_{ac}, or NR_{ad}R_{ae};

A specific compound is (2-(3-indolyl)-1(R)-methylcarbamoyl-ethyl)-phosphoramidic acid mono (1-B-arabinofuranosyladenosine)ester; or a pharmaceutically acceptable salt thereof.

In one specific embodiment the invention provides a compound of formula I:



wherein:

R₁ is adenine, guanine, cytosine, thymine, 3-deazaadenine, or uracil,
 5 optionally substituted by 1, 2, or 3 U; wherein each U is independently halo, hydroxy, (C₁-C₆)alkyl, (C₃-C₆)cycloalkyl, (C₁-C₆)alkoxy, (C₃-C₆)cycloalkyloxy, (C₁-C₆)alkanoyl, (C₁-C₆)alkanoyloxy, trifluoromethyl, hydroxy(C₁-C₆)alkyl, - (CH₂)₁₋₄P(=O)(OR_w)₂ aryl, aryl(C₁-C₆)alkyl, or NR_xR_y;

R₂ and R₆ are each independently hydrogen, halo, hydroxy, (C₁-C₆)alkyl,
 10 (C₃-C₆)cycloalkyl, (C₁-C₆)alkoxy, (C₃-C₆)cycloalkyloxy, (C₁-C₆)alkanoyl, (C₁-C₆)alkanoyloxy, trifluoromethyl, azido, cyano, -N(R_z)C(=O)N(R_{aa})(R_{ab}), -N(R_z)C(=O)OR_{ac}, or NR_{ad}R_{ae}, provided that one of R₂ and R₆ is hydroxy halo, (C₁-C₆)alkoxy, (C₃-C₆)cycloalkyloxy, trifluoromethyl, cyano, or NR_{ad}R_{ae};

15 R₃ is hydrogen, halo, hydroxy, (C₁-C₆)alkyl, (C₃-C₆)cycloalkyl, (C₁-C₆)alkoxy, (C₃-C₆)cycloalkyloxy, (C₁-C₆)alkanoyl, (C₁-C₆)alkanoyloxy, trifluoromethyl, azido, cyano, -N(R_z)C(=O)N(R_{aa})(R_{ab}), -N(R_z)C(=O)OR_{ac}, or NR_{ad}R_{ae};

R₄ is hydrogen, (C₁-C₆)alkyl, (C₃-C₆)cycloalkyl, aryl, aryl(C₁-C₆)alkyl,
 20 or 2-cyanoethyl;

R₅ is NR_aR_b;

R₇ is hydrogen, halo, hydroxy, (C₁-C₆)alkyl, (C₃-C₆)cycloalkyl, (C₁-C₆)alkoxy, (C₃-C₆)cycloalkyloxy, (C₁-C₆)alkanoyl, (C₁-C₆)alkanoyloxy,
 trifluoromethyl, azido, cyano, -N(R_z)C(=O)N(R_{aa})(R_{ab}), -N(R_z)C(=O)OR_{ac}, or
 25 NR_{ad}R_{ae};

X is oxy, thio, or methylene;

each R_a and R_b is independently hydrogen, (C₁-C₆)alkyl, (C₃-C₆)cycloalkyl, aryl, or Het; or R_a and R_b together with the nitrogen to which they are attached form a nitrogen-linked Het;

each R_w is independently hydrogen or (C_1-C_6) alkyl;

R_x and R_y are each independently hydrogen, (C_1-C_6) alkyl, (C_3-C_6) cycloalkyl, phenyl, benzyl, phenethyl, or (C_1-C_6) alkanoyl; or R_x and R_y together with the nitrogen to which they are attached are pyrrolidino, piperidino
5 or morpholino;

R_z is hydrogen, (C_1-C_6) alkyl, (C_3-C_6) cycloalkyl, phenyl, benzyl, or phenethyl;

R_{aa} and R_{ab} are each independently hydrogen, (C_1-C_6) alkyl, (C_3-C_6) cycloalkyl, phenyl, benzyl, or phenethyl; or R_{aa} and R_{ab} together with the
10 nitrogen to which they are attached are pyrrolidino, piperidino or morpholino;

R_{ac} is hydrogen, (C_1-C_6) alkyl, (C_3-C_6) cycloalkyl, phenyl, benzyl, or phenethyl;

R_{ad} is hydrogen (C_1-C_6) alkyl, (C_3-C_6) cycloalkyl, phenyl, benzyl, or phenethyl;

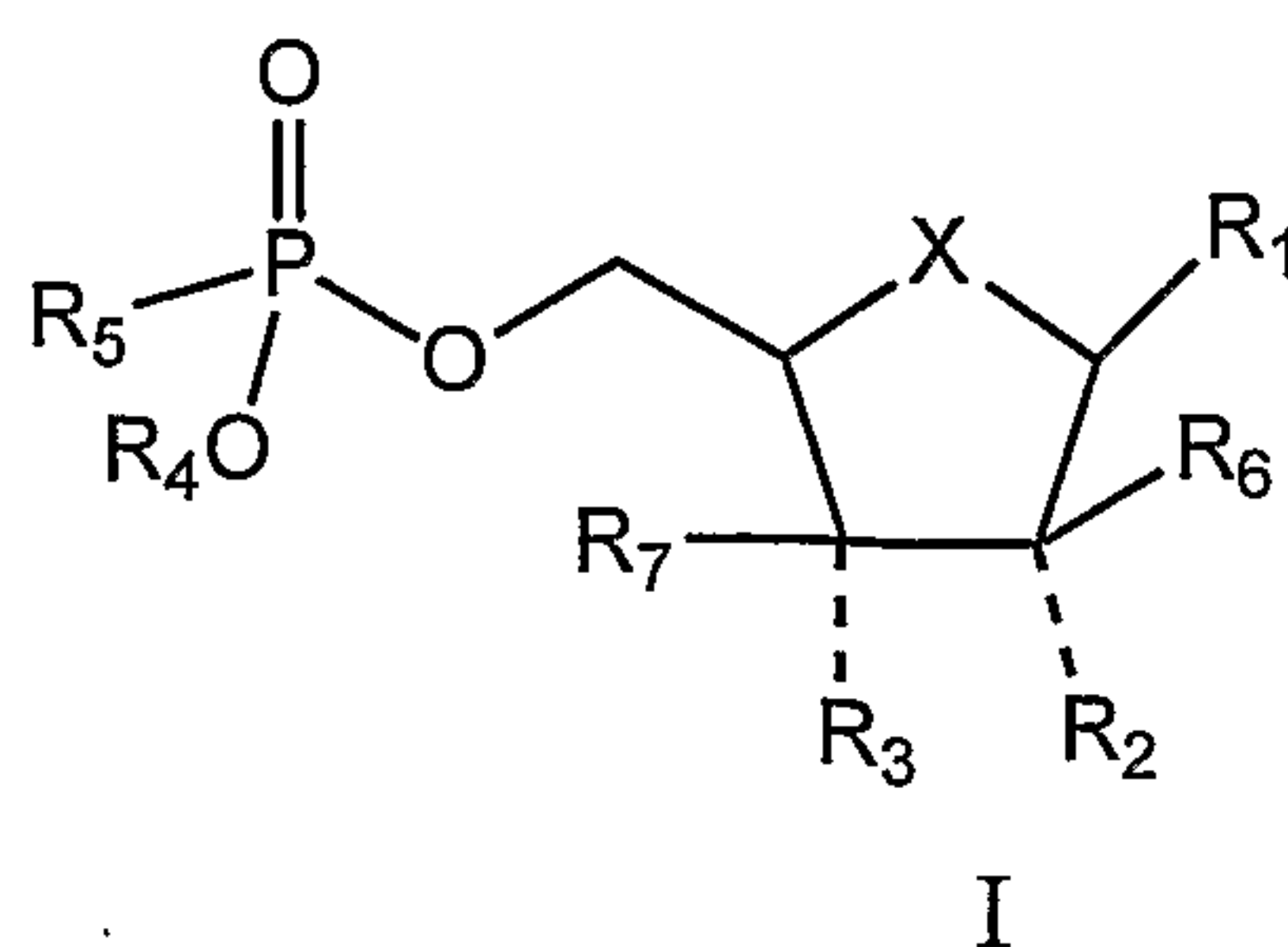
15 R_{ae} is hydrogen, (C_1-C_6) alkyl, (C_3-C_6) cycloalkyl, phenyl, benzyl, or phenethyl;

wherein any (C_1-C_6) alkyl of R_1-R_7 , R_a , R_b , R_w , R_x , R_y , R_z , R_{aa} , R_{ab} , R_{ac} , R_{ad} , and R_{ae} is optionally substituted with one or more (e.g. 1, 2, 3, or 4) halo, hydroxy, (C_1-C_6) alkoxy, (C_3-C_6) cycloalkyloxy, (C_1-C_6) alkanoyl, (C_1-C_6) alkanoyloxy, trifluoromethyl, azido, cyano, oxo ($=O$), (C_1-C_6) alkyl, (C_3-C_6) cycloalkyl, (C_3-C_6) cycloalkyl (C_1-C_6) alkyl, (C_1-C_6) alkyl-S- (C_1-C_6) alkyl-, aryl, Het, aryl (C_1-C_6) alkyl, or Het (C_1-C_6) alkyl, or $NR_{aj}R_{ak}$; wherein each R_{aj} and R_{ak} is independently hydrogen, (C_1-C_6) alkyl, (C_3-C_6) cycloalkyl, phenyl, benzyl, or phenethyl;
20

25 and wherein any aryl or Het may optionally be substituted with one or more substituents selected from the group consisting of halo, hydroxy, (C_1-C_6) alkyl, (C_3-C_6) cycloalkyl, (C_1-C_6) alkoxy, (C_3-C_6) cycloalkyloxy, (C_1-C_6) alkanoyl, (C_1-C_6) alkanoyloxy, trifluoromethyl, trifluoromethoxy, nitro, cyano, and amino;

30 or a pharmaceutically acceptable salt thereof.

In one specific embodiment the invention provides a compound of formula I:



wherein:

R_1 is adenine, guanine, cytosine, thymine, 3-deazaadenine, or uracil,
 5 optionally substituted by 1, 2, or 3 U; wherein each U is independently halo, hydroxy, (C₁-C₆)alkyl, (C₃-C₆)cycloalkyl, (C₁-C₆)alkoxy, (C₃-C₆)cycloalkyloxy, (C₁-C₆)alkanoyl, (C₁-C₆)alkanoyloxy, trifluoromethyl, hydroxy(C₁-C₆)alkyl, - (CH₂)₁₋₄P(=O)(OR_w)₂ aryl, aryl(C₁-C₆)alkyl, or NR_xR_y;

R_2 and R_6 are each independently hydrogen, halo, hydroxy, (C₁-C₆)alkyl,
 10 (C₃-C₆)cycloalkyl, (C₁-C₆)alkoxy, (C₃-C₆)cycloalkyloxy, (C₁-C₆)alkanoyl, (C₁-C₆)alkanoyloxy, trifluoromethyl, azido, cyano, -N(R_z)C(=O)N(R_{aa})(R_{ab}), -N(R_z)C(=O)OR_{ac}, or NR_{ad}R_{ae}, provided that one of R_2 and R_6 is hydroxy halo, (C₁-C₆)alkoxy, (C₃-C₆)cycloalkyloxy, trifluoromethyl, cyano, or NR_{ad}R_{ae};

R_3 is hydrogen, halo, hydroxy, (C₁-C₆)alkyl, (C₃-C₆)cycloalkyl, (C₁-C₆)alkoxy, (C₃-C₆)cycloalkyloxy, (C₁-C₆)alkanoyl, (C₁-C₆)alkanoyloxy,
 15 trifluoromethyl, azido, cyano, -N(R_z)C(=O)N(R_{aa})(R_{ab}), -N(R_z)C(=O)OR_{ac}, or NR_{ad}R_{ae};

R_4 is hydrogen, (C₁-C₆)alkyl, (C₃-C₆)cycloalkyl, aryl, aryl(C₁-C₆)alkyl,
 20 or 2-cyanoethyl;

R_5 is an amino acid, a peptide, or NR_aR_b;

R_7 is hydrogen, halo, hydroxy, (C₁-C₆)alkyl, (C₃-C₆)cycloalkyl, (C₁-C₆)alkoxy, (C₃-C₆)cycloalkyloxy, (C₁-C₆)alkanoyl, (C₁-C₆)alkanoyloxy,
 25 trifluoromethyl, azido, cyano, -N(R_z)C(=O)N(R_{aa})(R_{ab}), -N(R_z)C(=O)OR_{ac}, or NR_{ad}R_{ae};

X is oxy, thio, or methylene;

each R_a and R_b is independently hydrogen, (C₁-C₆)alkyl, (C₃-C₆)cycloalkyl, aryl, or aryl(C₁-C₆)alkyl; or R_a and R_b together with the nitrogen to which they are attached form a pyrrolidino, piperidino or morpholino;

each R_w is independently hydrogen or (C₁-C₆)alkyl;

R_x and R_y are each independently hydrogen, (C₁-C₆)alkyl, (C₃-C₆)cycloalkyl, phenyl, benzyl, phenethyl, or (C₁-C₆)alkanoyl; or R_x and R_y together with the nitrogen to which they are attached are pyrrolidino, piperidino
5 or morpholino;

R_z is hydrogen, (C₁-C₆)alkyl, (C₃-C₆)cycloalkyl, phenyl, benzyl, or phenethyl;

R_{aa} and R_{ab} are each independently hydrogen, (C₁-C₆)alkyl, (C₃-C₆)cycloalkyl, phenyl, benzyl, or phenethyl; or R_{aa} and R_{ab} together with the
10 nitrogen to which they are attached are pyrrolidino, piperidino or morpholino;

R_{ac} is hydrogen, (C₁-C₆)alkyl, (C₃-C₆)cycloalkyl, phenyl, benzyl, or phenethyl;

R_{ad} is hydrogen (C₁-C₆)alkyl, (C₃-C₆)cycloalkyl, phenyl, benzyl, or phenethyl;

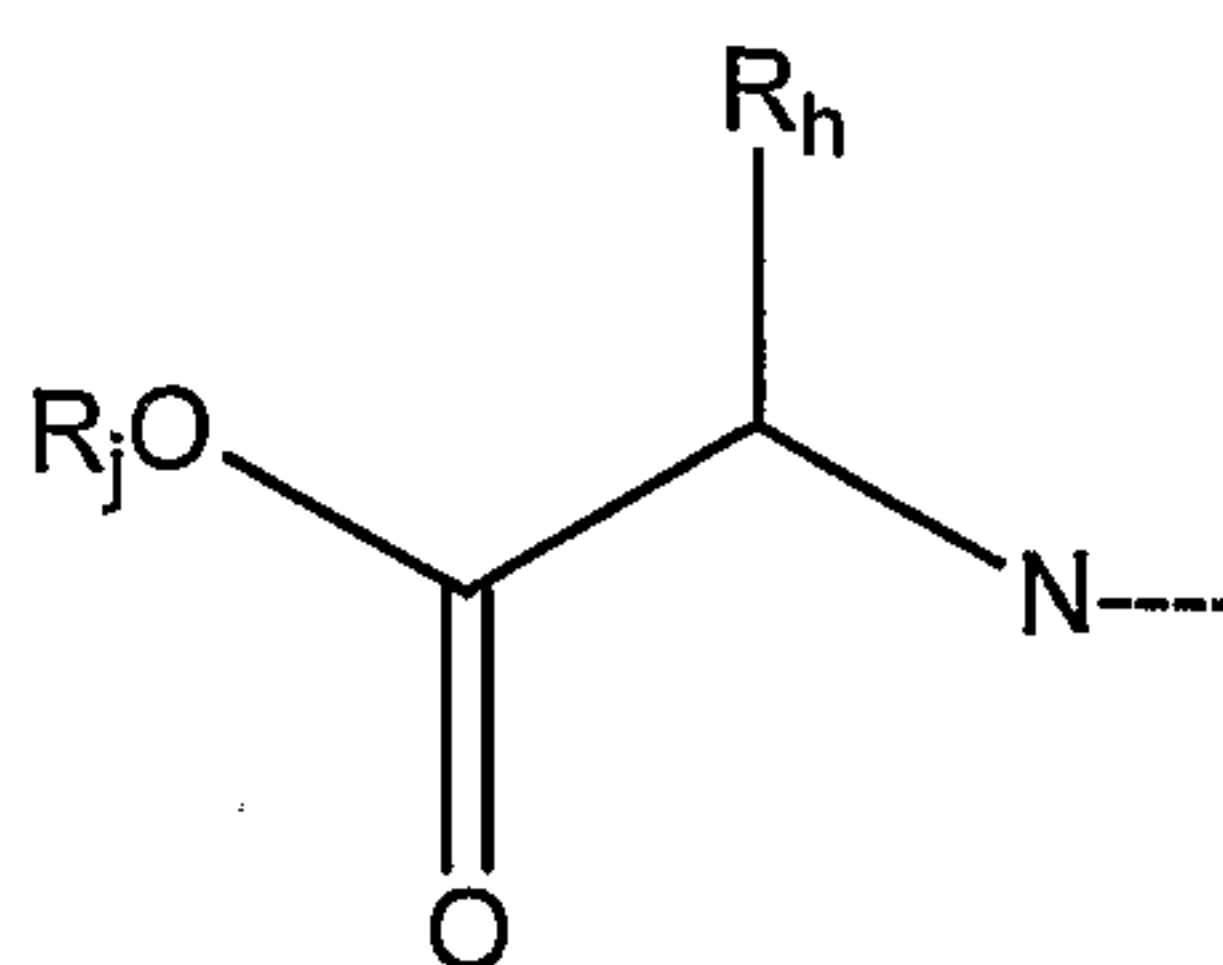
15 R_{ae} is hydrogen, (C₁-C₆)alkyl, (C₃-C₆)cycloalkyl, phenyl, benzyl, or phenethyl;

wherein any (C₁-C₆)alkyl of R_1 - R_7 , R_a , R_b , R_w , R_x , R_y , R_z , R_{aa} , R_{ab} , R_{ac} , R_{ad} , and R_{ae} is optionally substituted with one or more (e.g. 1, 2, 3, or 4) halo, hydroxy, (C₁-C₆)alkoxy, (C₃-C₆)cycloalkyloxy, (C₁-C₆)alkanoyl, (C₁-C₆)alkanoyloxy, trifluoromethyl, azido, cyano, oxo (=O), (C₁-C₆)alkyl, (C₃-C₆)cycloalkyl, (C₃-C₆)cycloalkyl(C₁-C₆)alkyl, (C₁-C₆)alkyl-S-(C₁-C₆)alkyl-, aryl, heteroaryl, aryl(C₁-C₆)alkyl, or heteroaryl(C₁-C₆)alkyl, or $NR_{aj}R_{ak}$; wherein each R_{aj} and R_{ak} is independently hydrogen, (C₁-C₆)alkyl, (C₃-C₆)cycloalkyl, phenyl, benzyl, or phenethyl;
20

25 and wherein any aryl or heteroaryl may optionally be substituted with one or more substituents selected from the group consisting of halo, hydroxy, (C₁-C₆)alkyl, (C₃-C₆)cycloalkyl, (C₁-C₆)alkoxy, (C₃-C₆)cycloalkyloxy, (C₁-C₆)alkanoyl, (C₁-C₆)alkanoyloxy, trifluoromethyl, trifluoromethoxy, nitro, cyano, and amino;

30 or a pharmaceutically acceptable salt thereof;

provided that R_2 and R_3 are each not hydroxy when R_1 is adenine, guanine, cytosine, thymine, or uracil, X is oxy, R_6 is hydrogen, and R_7 is hydrogen; and; provided R_1 is not 3-deazaadenine, when R_2 is hydroxy; R_3 is hydroxy; R_4 is hydrogen; R_5 a nitrogen linked radical of formula III;



III

wherein R_h is benzyl or 3-indolylmethyl; and R_j is methyl; x is oxy, R_6 is
 5 hydrogen, and R_7 is hydrogen.

Processes for preparing compounds of formula I are provided as further
 embodiments of the invention and are illustrated by the following procedures in
 which the meanings of the generic radicals are as given above unless otherwise
 qualified.

10 As illustrated in Figure 4, a compound of formula I can be prepared from
 a corresponding compound of formula 43 by removal of the hydroxy protecting
 group "pg" (e.g. a silyl protecting group such as a trimethylsilyl group).

The preparation of amino acid phosphoramidates of 3-deaza adenosine
 and 3-deaza aristeromycin is shown in Figure 1. Direct phosphorylation of DZA
 15 and DZAri can be accomplished using phosphorus oxychloride in
 triethylphosphate, yielding the monophosphates 3 and 4 in 81% and 67%,
 respectively (Yoshikawa et al., Tetrahedron Lett., 50:5065-5068 (1967);
 Yoshikawa et al., Bull. Chem. Soc. Jpn., 42:3505-3508 (1969)). Construction of
 the phosphoramidates was based on a procedure by Moffatt and Khorana, in
 20 which they describe the dicyclohexylcarbodiimide (DCC)-mediated coupling of
 adenosine 5'-monophosphate to *p*-anisidine (Moffatt et al., J. Am. Chem. Soc.,
 83:649-658 (1961)). The monophosphates (3 and 4) were then coupled with
 DCC in refluxing *tert*-BuOH/H₂O to the carbomethoxy esters of L-phenylalanine
 and L-tryptophan. The crude product mixtures were purified by reverse phase
 25 HPLC on a C8 semi-prep column, to give 5-7 in a yield of 8-30%.

As illustrated in Figure 4, reaction of a nucleoside of formula 38, wherein
 B is any suitable nucleoside base and R'' and R''' are each independently
 hydrogen, halo, hydroxy, (C₁-C₆)alkyl, (C₃-C₆)cycloalkyl, (C₁-C₆)alkoxy, (C₃-
 C₆)cycloalkyloxy, (C₁-C₆)alkanoyl, (C₁-C₆)alkanoyloxy, trifluoromethyl, azido,

cyano, or NR_cR_d , with a phosphite of formula **39**, wherein each R is independently a suitable radical (e.g. $(\text{C}_1\text{-C}_6)$ alkyl, aryl, benzyl, or phenethyl, and preferably wherein each R is phenyl), yields an H-phosphate salt of formula **40** wherein (M^+) is a suitable counterion (e.g. triethylammonium); protection of
5 the oxygen in compound **40** with a suitable protecting group "Pg" (e.g. a silyl protecting group such as trimethylsilyl or *tert*-butyldimethylsilyl) gives a compound of formula **41**; treatment with iodine gives a highly reactive compound of formula **42**, which can conveniently be reacted directly with an amino acid or peptide to give the nucleoside phosphoramidate of formula I.

10 Suitable protecting groups "Pg" are known in the art, for example see T.W. Greene, *Protecting Groups In Organic Synthesis*; Wiley: New York, 1981, and references cited therein. It may also be convenient to protect other functionalities in the intermediate compounds formulae **38-43** with suitable protecting groups that can be removed at a convenient point in the synthetic
15 scheme.

In cases where compounds are sufficiently basic or acidic to form stable nontoxic acid or base salts, administration of the compounds as salts may be appropriate. Examples of pharmaceutically acceptable salts are organic acid addition salts formed with acids which form a physiological acceptable anion,
20 for example, tosylate, methanesulfonate, acetate, citrate, malonate, tartarate, succinate, benzoate, ascorbate, α -ketoglutarate, and α -glycerophosphate. Suitable inorganic salts may also be formed, including hydrochloride, sulfate, nitrate, bicarbonate, and carbonate salts.

Pharmaceutically acceptable salts may be obtained using standard
25 procedures well known in the art, for example by reacting a sufficiently basic compound such as an amine with a suitable acid affording a physiologically acceptable anion. Alkali metal (for example, sodium, potassium or lithium) or alkaline earth metal (for example calcium) salts of carboxylic acids can also be made.

30 The compounds of the invention can be formulated as pharmaceutical compositions and administered to a mammalian host, such as a human patient in a variety of forms adapted to the chosen route of administration, i.e., orally or parenterally, by intravenous, intramuscular, topical or subcutaneous routes.

Thus, the present compounds may be systemically administered, e.g., orally, in combination with a pharmaceutically acceptable vehicle such as an inert diluent or an assimilable edible carrier. They may be enclosed in hard or soft shell gelatin capsules, may be compressed into tablets, or may be
5 incorporated directly with the food of the patient's diet. For oral therapeutic administration, the active compound may be combined with one or more excipients and used in the form of ingestible tablets, buccal tablets, troches, capsules, elixirs, suspensions, syrups, wafers, and the like. Such compositions and preparations should contain at least 0.1% of active compound. The
10 percentage of the compositions and preparations may, of course, be varied and may conveniently be between about 2 to about 60% of the weight of a given unit dosage form. The amount of active compound in such therapeutically useful compositions is such that an effective dosage level will be obtained.

The tablets, troches, pills, capsules, and the like may also contain the
15 following: binders such as gum tragacanth, acacia, corn starch or gelatin; excipients such as dicalcium phosphate; a disintegrating agent such as corn starch, potato starch, alginic acid and the like; a lubricant such as magnesium stearate; and a sweetening agent such as sucrose, fructose, lactose or aspartame or a flavoring agent such as peppermint, oil of wintergreen, or cherry flavoring
20 may be added. When the unit dosage form is a capsule, it may contain, in addition to materials of the above type, a liquid carrier, such as a vegetable oil or a polyethylene glycol. Various other materials may be present as coatings or to otherwise modify the physical form of the solid unit dosage form. For instance, tablets, pills, or capsules may be coated with gelatin, wax, shellac or sugar and
25 the like. A syrup or elixir may contain the active compound, sucrose or fructose as a sweetening agent, methyl and propylparabens as preservatives, a dye and flavoring such as cherry or orange flavor. Of course, any material used in preparing any unit dosage form should be pharmaceutically acceptable and substantially non-toxic in the amounts employed. In addition, the active
30 compound may be incorporated into sustained-release preparations and devices.

The active compound may also be administered intravenously or intraperitoneally by infusion or injection. Solutions of the active compound or its salts can be prepared in water, optionally mixed with a nontoxic surfactant. Dispersions can also be prepared in glycerol, liquid polyethylene glycols,

triacetin, and mixtures thereof and in oils. Under ordinary conditions of storage and use, these preparations contain a preservative to prevent the growth of microorganisms.

The pharmaceutical dosage forms suitable for injection or infusion can include sterile aqueous solutions or dispersions or sterile powders comprising the active ingredient which are adapted for the extemporaneous preparation of sterile injectable or infusible solutions or dispersions, optionally encapsulated in liposomes. In all cases, the ultimate dosage form must be sterile, fluid and stable under the conditions of manufacture and storage. The liquid carrier or vehicle can be a solvent or liquid dispersion medium comprising, for example, water, ethanol, a polyol (for example, glycerol, propylene glycol, liquid polyethylene glycols, and the like), vegetable oils, nontoxic glyceryl esters, and suitable mixtures thereof. The proper fluidity can be maintained, for example, by the formation of liposomes, by the maintenance of the required particle size in the case of dispersions or by the use of surfactants. The prevention of the action of microorganisms can be brought about by various antibacterial and antifungal agents, for example, parabens, chlorobutanol, phenol, sorbic acid, thimerosal, and the like. In many cases, it will be preferable to include isotonic agents, for example, sugars, buffers or sodium chloride. Prolonged absorption of the injectable compositions can be brought about by the use in the compositions of agents delaying absorption, for example, aluminum monostearate and gelatin.

Sterile injectable solutions are prepared by incorporating the active compound in the required amount in the appropriate solvent with various of the other ingredients enumerated above, as required, followed by filter sterilization. In the case of sterile powders for the preparation of sterile injectable solutions, the preferred methods of preparation are vacuum drying and the freeze drying techniques, which yield a powder of the active ingredient plus any additional desired ingredient present in the previously sterile-filtered solutions.

For topical administration, the present compounds may be applied in pure form, i.e., when they are liquids. However, it will generally be desirable to administer them to the skin as compositions or formulations, in combination with a dermatologically acceptable carrier, which may be a solid or a liquid.

Useful solid carriers include finely divided solids such as talc, clay, microcrystalline cellulose, silica, alumina and the like. Useful liquid carriers

include water, alcohols or glycols or water-alcohol/glycol blends, in which the present compounds can be dissolved or dispersed at effective levels, optionally with the aid of non-toxic surfactants. Adjuvants such as fragrances and additional antimicrobial agents can be added to optimize the properties for a given use. The resultant liquid compositions can be applied from absorbent pads, used to impregnate bandages and other dressings, or sprayed onto the affected area using pump-type or aerosol sprayers.

Thickeners such as synthetic polymers, fatty acids, fatty acid salts and esters, fatty alcohols, modified celluloses or modified mineral materials can also be employed with liquid carriers to form spreadable pastes, gels, ointments, soaps, and the like, for application directly to the skin of the user.

Examples of useful dermatological compositions which can be used to deliver the compounds of formula I to the skin are known to the art; for example, see Jacquet et al. (U.S. Pat. No. 4,608,392), Geria (U.S. Pat. No. 4,992,478), Smith et al. (U.S. Pat. No. 4,559,157) and Wortzman (U.S. Pat. No. 4,820,508).

Useful dosages of the compounds of formula I can be determined by comparing their *in vitro* activity, and *in vivo* activity in animal models. Methods for the extrapolation of effective dosages in mice, and other animals, to humans are known to the art; for example, see U.S. Pat. No. 4,938,949.

Generally, the concentration of the compound(s) of formula I in a liquid composition, such as a lotion, will be from about 0.1-25 wt-%, preferably from about 0.5-10 wt-%. The concentration in a semi-solid or solid composition such as a gel or a powder will be about 0.1-5 wt-%, preferably about 0.5-2.5 wt-%.

The amount of the compound, or an active salt or derivative thereof, required for use in treatment will vary not only with the particular salt selected but also with the route of administration, the nature of the condition being treated and the age and condition of the patient and will be ultimately at the discretion of the attendant physician or clinician.

In general, however, a suitable dose will be in the range of from about 0.5 to about 100 mg/kg, e.g., from about 10 to about 75 mg/kg of body weight per day, such as 3 to about 50 mg per kilogram body weight of the recipient per day, preferably in the range of 6 to 90 mg/kg/day, most preferably in the range of 15 to 60 mg/kg/day.

The compound is conveniently administered in unit dosage form; for example, containing 5 to 1000 mg, conveniently 10 to 750 mg, most conveniently, 50 to 500 mg of active ingredient per unit dosage form.

Ideally, the active ingredient should be administered to achieve peak
5 plasma concentrations of the active compound of from about 0.5 to about 75 μM , preferably, about 1 to 50 μM , most preferably, about 2 to about 30 μM . This may be achieved, for example, by the intravenous injection of a 0.05 to 5% solution of the active ingredient, optionally in saline, or orally administered as a bolus containing about 1-100 mg of the active ingredient. Desirable blood levels
10 may be maintained by continuous infusion to provide about 0.01-5.0 mg/kg/hr or by intermittent infusions containing about 0.4-15 mg/kg of the active ingredient(s).

The desired dose may conveniently be presented in a single dose or as divided doses administered at appropriate intervals, for example, as two, three,
15 four or more sub-doses per day. The sub-dose itself may be further divided, e.g., into a number of discrete loosely spaced administrations; such as multiple inhalations from an insufflator or by application of a plurality of drops into the eye.

Generally the phosphoramidate compounds of the invention are less toxic
20 and have greater anti-cancer or anti-viral activity than the corresponding parent nucleosides. Additionally, phosphoramidates of the invention may be more soluble, more stable, have greater half-lives *in vivo*, or have better tissue distribution than the corresponding parent nucleosides.

The compounds of the invention can generally be prepared using
25 procedures similar to those described in United States Patent Number 6,475,985.

The ability of a compound of the invention to act as an antiviral agent may be determined using pharmacological models which are well known to the art, or using Test A or B described below.

Test A.

The antiviral activity of representative compounds of the invention was determined with matched HIV-1 isolates and a laboratory HIV-1 strain as previously described (D.L. Mayers et al., *Proc. Natl. Acad. Sci., USA*, **1995**, 92, 215-219; and C.R. Wagner et al., *Bioorganic and Medicinal Chemistry Letters*, **1995**, 5, 1819-1824).

Test B

The antiviral properties of compounds of the invention can also be determined in PBMCs using a procedure similar to that described by E.I. McIntee, et al. *J. Med. Chem.*, **1997**, 40, 3323-3331.

The invention will now be illustrated by the following non-limiting Examples, wherein unless otherwise stated: NMR (^1H and ^{31}P) spectra were recorded on Varian VXR-300 and GE Omega-300 spectrometers; an external standard of 85% H_3PO_4 was used for all ^{31}P -NMR spectra; ESI mass spectra were obtained on a Finnigan TSQ 7000 mass spectrometer; analytical TLC was performed on Analtech Silica Gel GHLF (0.25 mm) or Machery-Nagel Polygram Sil G/UV₂₅₄ (0.2 mm) plates; concentration under reduced pressure refers to solvent removal on a Buchi rotary evaporator; high vacuum refers to $< 10^{-2}$ psi attained with a DuoSeal mechanical pump; all solvents were reagent grade and used as received unless noted; and 3-deaza adenosine and 3-deaza aristeromycin (which can be prepared using procedures similar to those described by J.A. Montgomery, et al. *J. Med. Chem.*, **1982**, 25, 626-629; and J.A. Montgomery, et al. *Heterocycl. Chem.*, **1977**, 14, 195. were obtained from Walter Reed Army Institute of Research, Washington, DC.

Test C

The anti-cancer properties of the compounds of the invention can be evaluated using the following assay.

CCRF-CEM cells were grown in medium containing RPMI 1640 supplemented with 10% heat-inactivated fetal bovine serum, penicillin (124 units/ml of medium) and streptomycin (0.125 mg/ml of medium). A stock solution of 10^5 cells was made using Trypan Blue Dye Exclusion Method as a means of counting the cells. The following concentrations of test compounds were made: 250, 200, 100, 10, 1, 0.1, 0.01 and 0.001 μM . The cell stock (50 μl ,

5x10⁴ cells) was incubated with 50 µl of each of the compounds in triplicate in a 96-well plate. The cells were incubated with the compound at 37°C in a 10% CO₂-90% air environment for 48 hr. A negative control was also done where the cells were incubated in drug-free medium.

5 Cell viability was determined by adding 20 µl of MTS reagent and incubating the cells for 4 hr after which the absorbance was found at 490 nm. Data for representative compounds is shown below.

Compound	IC ₅₀ (µM)
115	11 ±14
113	229±68
114	23 ±7
Ara-A	384 ±34

10

Example 1. Representative compounds of the invention can be prepared using a procedure similar to the one below.

15 Coupling of Ara-A 5'-monophosphate (1 eq) and amino acid methyl ester (1.1 eq) was carried out using EDC·HCl (5 eq) and N-methyl-morpholine (5 eq) buffered at pH=6.94. The reaction was monitored by silica TLC (5:3:0.5 CHCl₃:MeOH:H₂O). After completion, the reaction was concentrated and purified via silica column. The Ara-A phosphoramidate morpholine salt was
20 passed through a Na⁺ exchange column to generate the sodium salt.

Example 2. Representative compounds of the invention can be prepared using a procedure similar to those described by T. Chou et al., *The Journal of Biological Chemistry*, **2005**, 280, 15356-15361. The following compounds were prepared
25 using such a procedure.

Compound	Nucleotide	Amino Acid	Theoretical mass	[M-H] ⁻	Error (ppm)
100	AMP	L-TrpCOOMe	546.1508	546.1503	-0.9
101	AMP	L-TrpCONMe	547.1824	547.1851	4.9
102	AMP	L-TrpCONH ₂	533.1668	533.1669	0.3
103	AMP	D-TrpCOOMe	546.1508	546.1513	1.0

104	AMP	Tryptamine	488.1447	488.148	6.7
105	GMP	L-TrpCOOMe	562.1451	562.1468	3.0
106	GMP	L-TrpCONMe	563.1773	563.1813	7.1
107	GMP	L-TrpCONH ₂	547.146	547.1444	-3.0
108	GMP	D-TrpCOOMe	562.1451	562.1462	1.9
109	GMP	Tryptamine	504.1397	504.140	0.7
110	IMP	L-TrpCOOMe	547.1342	547.1351	1.6
111	IMP	D-TrpCOOMe	547.1342	547.1335	-1.4
112	IMP	Tryptamine	489.1288	489.1279	-1.8
113	Ara-AMP	L-TrpCOOMe	546.1508	546.1496	-2.1
114	Ara-AMP	D-TrpCOOMe	546.1508	546.1503	-0.9
115	Ara-AMP	Tryptamine	488.1447	488.1422	-5.2
116	TMP	L-TrpCONMe	520.1597	520.1592	-1.0
117	TMP	D-TrpCOOMe	521.1437	521.1426	-2.2
118	TMP	Tryptamine	463.1383	463.1396	2.9
119	CMP	D-TrpCOOMe	522.139	522.1399	1.7
120	CMP	L- TrpCONH ₂	507.1393	507.1399	1.1
121	CMP	Tryptamine	464.1335	464.1335	0.0
122	UMP	D-TrpCOOMe	523.123	523.124	1.9
123	UMP	Tryptamine	465.1175	465.1174	-0.3

A = Adenosine, G = Guanosine, I = inosine, T = thymidine, U = uridine, Ara-A = 9-beta-D-arabinofuranosyladenosine
 Trp=tryptophan COOME=carbomethoxy ester, CONMe = methyl amide

*Most of compounds were analyzed in negative mode except compounds 101, 102, and 106.

Example 3. The following illustrate representative pharmaceutical dosage forms, containing a compound of formula I ('Compound X'), for therapeutic or prophylactic use in humans.

15	(i) Tablet 1	mg/tablet
	'Compound X'	100.0
	Lactose	77.5
	Povidone	15.0
	Croscarmellose sodium	12.0
20	Microcrystalline cellulose	92.5
	Magnesium stearate	<u>3.0</u>
		300.0

	<u>(ii) Tablet 2</u>	<u>mg/tablet</u>
	'Compound X'	20.0
	Microcrystalline cellulose	410.0
	Starch	50.0
5	Sodium starch glycolate	15.0
	Magnesium stearate	<u>5.0</u>
		500.0
	<u>(iii) Capsule</u>	<u>mg/capsule</u>
10	'Compound X'	10.0
	Colloidal silicon dioxide	1.5
	Lactose	465.5
	Pregelatinized starch	120.0
	Magnesium stearate	<u>3.0</u>
15		600.0
	<u>(iv) Injection 1 (1 mg/ml)</u>	<u>mg/ml</u>
	'Compound X' (free acid form)	1.0
	Dibasic sodium phosphate	12.0
20	Monobasic sodium phosphate	0.7
	Sodium chloride	4.5
	1.0 N Sodium hydroxide solution	
	(pH adjustment to 7.0-7.5)	q.s.
	Water for injection	q.s. ad 1 mL
25		
	<u>(v) Injection 2 (10 mg/ml)</u>	<u>mg/ml</u>
	'Compound X' (free acid form)	10.0
	Monobasic sodium phosphate	0.3
	Dibasic sodium phosphate	1.1
30	Polyethylene glycol 400	200.0
	01 N Sodium hydroxide solution	
	(pH adjustment to 7.0-7.5)	q.s.
	Water for injection	q.s. ad 1 mL
35		
	<u>(vi) Aerosol</u>	<u>mg/can</u>
	'Compound X'	20.0
	Oleic acid	10.0
	Trichloromonofluoromethane	5,000.0
	Dichlorodifluoromethane	10,000.0
40	Dichlorotetrafluoroethane	5,000.0

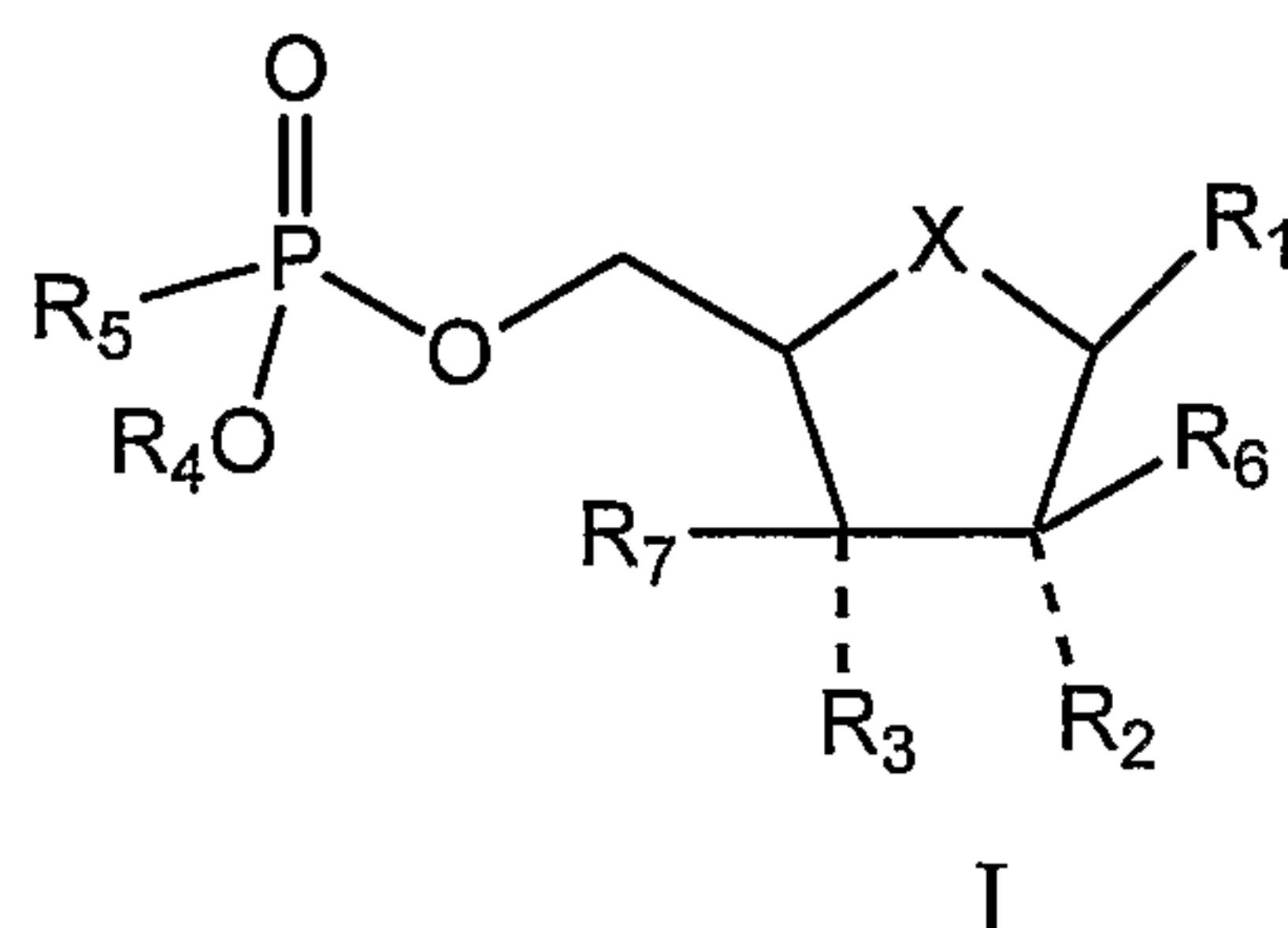
The above formulations may be obtained by conventional procedures well known in the pharmaceutical art.

All publications, patents, and patent documents are incorporated by reference herein, as though individually incorporated by reference. The invention has been described with reference to various specific and preferred embodiments and techniques. However, it should be understood that many
5 variations and modifications may be made while remaining within the spirit and scope of the invention.

CLAIMS

What is claimed is:

- 5 1. A compound of formula I:



wherein:

- 10 R_1 is adenine, guanine, cytosine, thymine, 3-deazaadenine, or uracil, optionally substituted by 1, 2, or 3 U; wherein each U is independently halo, hydroxy, (C₁-C₆)alkyl, (C₃-C₆)cycloalkyl, (C₁-C₆)alkoxy, (C₃-C₆)cycloalkyloxy, (C₁-C₆)alkanoyl, (C₁-C₆)alkanoyloxy, trifluoromethyl, hydroxy(C₁-C₆)alkyl, - (CH₂)₁₋₄P(=O)(OR_w)₂ aryl, aryl(C₁-C₆)alkyl, or NR_xR_y;

- 15 R_2 and R_6 are each independently hydrogen, halo, hydroxy, (C₁-C₆)alkyl, (C₃-C₆)cycloalkyl, (C₁-C₆)alkoxy, (C₃-C₆)cycloalkyloxy, (C₁-C₆)alkanoyl, (C₁-C₆)alkanoyloxy, trifluoromethyl, azido, cyano, -N(R_z)C(=O)N(R_{aa})(R_{ab}), -N(R_z)C(=O)OR_{ac}, or NR_{ad}R_{ae}, provided that one of R_2 and R_6 is hydroxy halo, (C₁-C₆)alkoxy, (C₃-C₆)cycloalkyloxy, trifluoromethyl, cyano, or NR_{ad}R_{ae};

- 20 R_3 is hydrogen, halo, hydroxy, (C₁-C₆)alkyl, (C₃-C₆)cycloalkyl, (C₁-C₆)alkoxy, (C₃-C₆)cycloalkyloxy, (C₁-C₆)alkanoyl, (C₁-C₆)alkanoyloxy, trifluoromethyl, azido, cyano, -N(R_z)C(=O)N(R_{aa})(R_{ab}), -N(R_z)C(=O)OR_{ac}, or NR_{ad}R_{ae};

- 25 R_4 is hydrogen, (C₁-C₆)alkyl, (C₃-C₆)cycloalkyl, aryl, aryl(C₁-C₆)alkyl, or 2-cyanoethyl;

R_5 is an amino acid, a peptide, or NR_aR_b;

R_7 is hydrogen, halo, hydroxy, (C₁-C₆)alkyl, (C₃-C₆)cycloalkyl, (C₁-C₆)alkoxy, (C₃-C₆)cycloalkyloxy, (C₁-C₆)alkanoyl, (C₁-C₆)alkanoyloxy,

trifluoromethyl, azido, cyano, $-N(R_z)C(=O)N(R_{aa})(R_{ab})$, $-N(R_z)C(=O)OR_{ac}$, or $NR_{ad}R_{ae}$;

X is oxy, thio, or methylene;

each R_a and R_b is independently hydrogen, (C_1-C_6) alkyl, (C_3-C_6) cycloalkyl, aryl, or Het; or R_a and R_b together with the nitrogen to which they are attached form a nitrogen-linked Het;

each R_w is independently hydrogen or (C_1-C_6) alkyl;

R_x and R_y are each independently hydrogen, (C_1-C_6) alkyl, (C_3-C_6) cycloalkyl, phenyl, benzyl, phenethyl, or (C_1-C_6) alkanoyl; or R_x and R_y together with the nitrogen to which they are attached are pyrrolidino, piperidino or morpholino;

R_z is hydrogen, (C_1-C_6) alkyl, (C_3-C_6) cycloalkyl, phenyl, benzyl, or phenethyl;

R_{aa} and R_{ab} are each independently hydrogen, (C_1-C_6) alkyl, (C_3-C_6) cycloalkyl, phenyl, benzyl, or phenethyl; or R_{aa} and R_{ab} together with the nitrogen to which they are attached are pyrrolidino, piperidino or morpholino;

R_{ac} is hydrogen, (C_1-C_6) alkyl, (C_3-C_6) cycloalkyl, phenyl, benzyl, or phenethyl;

R_{ad} is hydrogen (C_1-C_6) alkyl, (C_3-C_6) cycloalkyl, phenyl, benzyl, or phenethyl;

R_{ae} is hydrogen, (C_1-C_6) alkyl, (C_3-C_6) cycloalkyl, phenyl, benzyl, or phenethyl;

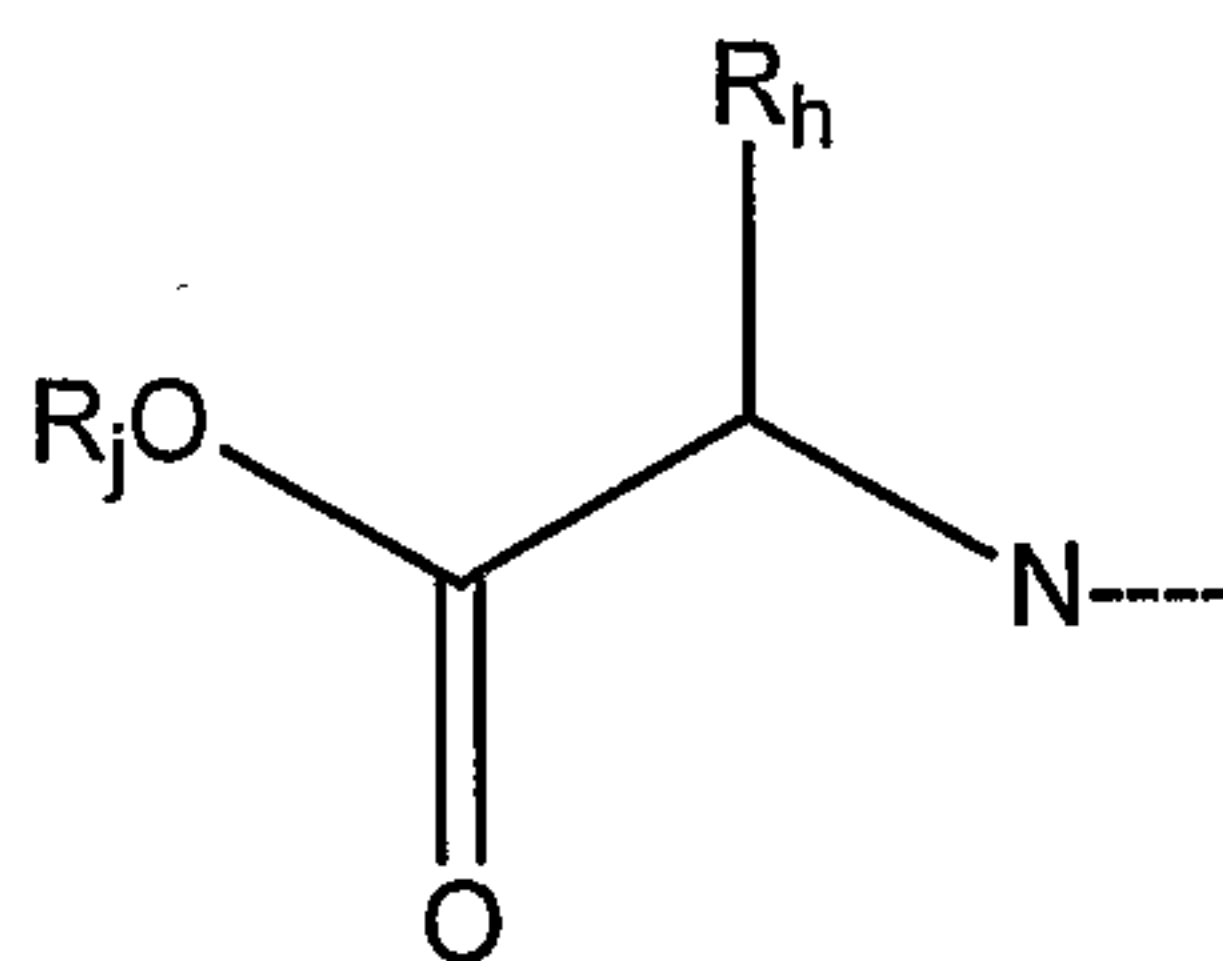
wherein any (C_1-C_6) alkyl of R_1-R_7 , R_a , R_b , R_w , R_x , R_y , R_z , R_{aa} , R_{ab} , R_{ac} , R_{ad} , and R_{ae} is optionally substituted with one or more (e.g. 1, 2, 3, or 4) halo, hydroxy, (C_1-C_6) alkoxy, (C_3-C_6) cycloalkyloxy, (C_1-C_6) alkanoyl, (C_1-C_6) alkanoyloxy, trifluoromethyl, azido, cyano, oxo ($=O$), (C_1-C_6) alkyl, (C_3-C_6) cycloalkyl, (C_3-C_6) cycloalkyl (C_1-C_6) alkyl, (C_1-C_6) alkyl-S- (C_1-C_6) alkyl-, aryl, Het, aryl (C_1-C_6) alkyl, or Het (C_1-C_6) alkyl, or $NR_{aj}R_{ak}$; wherein each R_{aj} and R_{ak} is independently hydrogen, (C_1-C_6) alkyl, (C_3-C_6) cycloalkyl, phenyl, benzyl, or phenethyl;

and wherein any aryl or Het may optionally be substituted with one or more substituents selected from the group consisting of halo, hydroxy, (C_1-C_6) alkyl, (C_3-C_6) cycloalkyl, (C_1-C_6) alkoxy, (C_3-C_6) cycloalkyloxy, $(C_1-$

C₆)alkanoyl, (C₁-C₆)alkanoyloxy, trifluoromethyl, trifluoromethoxy, nitro, cyano, and amino;

or a pharmaceutically acceptable salt thereof;

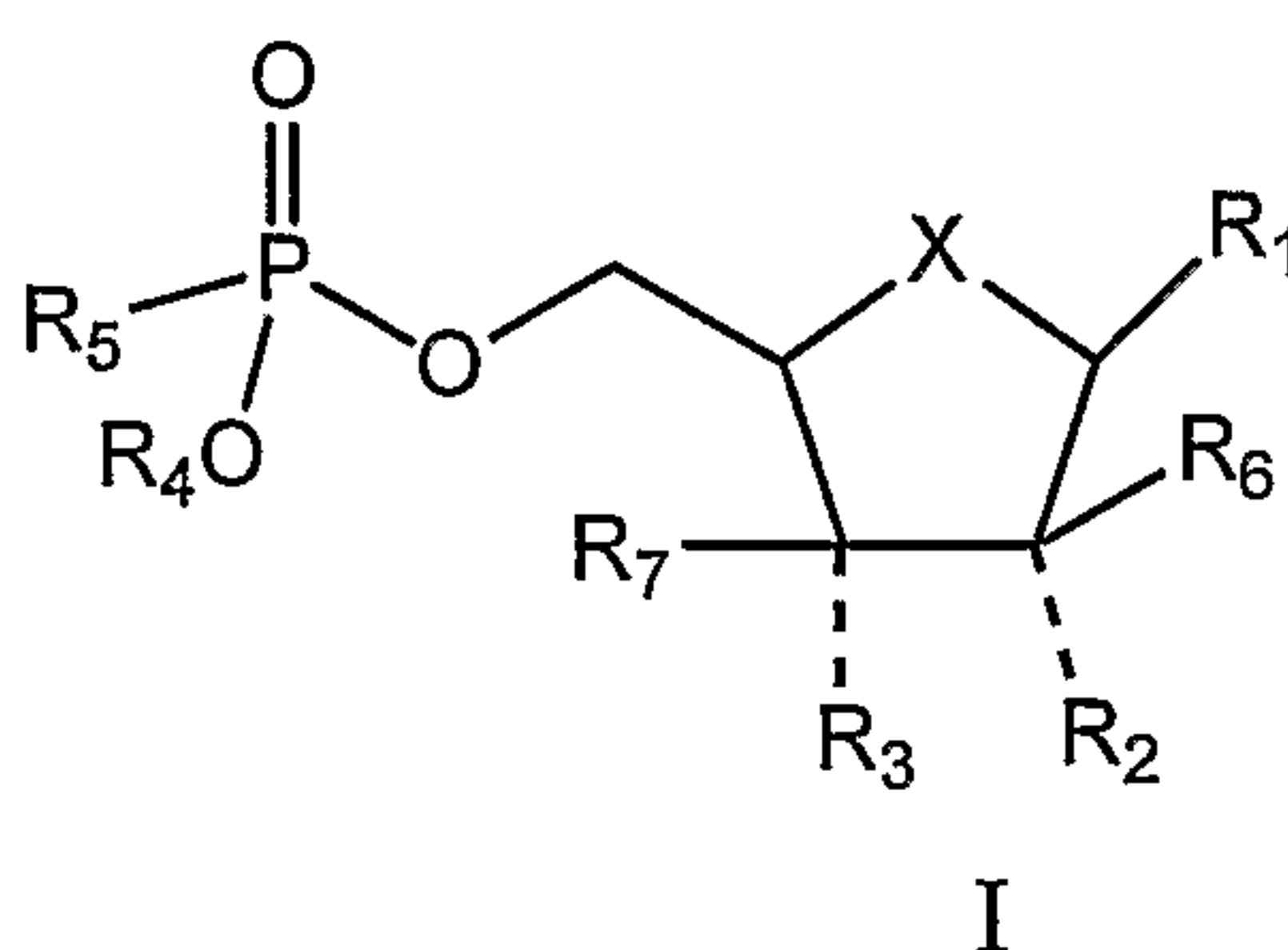
- provided that R₂ and R₃ are each not hydroxy when R₁ is adenine, guanine, cytosine, thymine, or uracil, X is oxy, R₅ is an amino acid or a peptide; R₆ is hydrogen, and R₇ is hydrogen; and; provided R₁ is not 3-deazaadenine, when R₂ is hydroxy; R₃ is hydroxy; R₄ is hydrogen; R₅ a nitrogen linked radical of formula III;



III

wherein R_h is benzyl or 3-indolylmethyl; and R_j is methyl; x is oxy, R₆ is hydrogen, and R₇ is hydrogen.

2. The compound of claim 1 which is a compound of formula I:



I

wherein:

- R₁ is adenine, guanine, cytosine, thymine, 3-deazaadenine, or uracil, optionally substituted by 1, 2, or 3 U; wherein each U is independently halo, hydroxy, (C₁-C₆)alkyl, (C₃-C₆)cycloalkyl, (C₁-C₆)alkoxy, (C₃-C₆)cycloalkyloxy, (C₁-C₆)alkanoyl, (C₁-C₆)alkanoyloxy, trifluoromethyl, hydroxy(C₁-C₆)alkyl, - (CH₂)₁₋₄P(=O)(OR_w)₂ aryl, aryl(C₁-C₆)alkyl, or NR_xR_y;

R_2 and R_6 are each independently hydrogen, halo, hydroxy, (C_1-C_6) alkyl, (C_3-C_6) cycloalkyl, (C_1-C_6) alkoxy, (C_3-C_6) cycloalkyloxy, (C_1-C_6) alkanoyl, (C_1-C_6) alkanoyloxy, trifluoromethyl, azido, cyano, $-N(R_z)C(=O)N(R_{aa})(R_{ab})$, $-N(R_z)C(=O)OR_{ac}$, or $NR_{ad}R_{ae}$, provided that one of R_2 and R_6 is hydroxy halo,
 5 (C_1-C_6) alkoxy, (C_3-C_6) cycloalkyloxy, trifluoromethyl, cyano, or $NR_{ad}R_{ae}$;

R_3 is hydrogen, halo, hydroxy, (C_1-C_6) alkyl, (C_3-C_6) cycloalkyl, (C_1-C_6) alkoxy, (C_3-C_6) cycloalkyloxy, (C_1-C_6) alkanoyl, (C_1-C_6) alkanoyloxy, trifluoromethyl, azido, cyano, $-N(R_z)C(=O)N(R_{aa})(R_{ab})$, $-N(R_z)C(=O)OR_{ac}$, or
 10 $NR_{ad}R_{ae}$;

R_4 is hydrogen, (C_1-C_6) alkyl, (C_3-C_6) cycloalkyl, aryl, aryl (C_1-C_6) alkyl, or 2-cyanoethyl;

R_5 is an amino acid, a peptide, or $NR_a R_b$;

R_7 is hydrogen, halo, hydroxy, (C_1-C_6) alkyl, (C_3-C_6) cycloalkyl, (C_1-C_6) alkoxy, (C_3-C_6) cycloalkyloxy, (C_1-C_6) alkanoyl, (C_1-C_6) alkanoyloxy, trifluoromethyl, azido, cyano, $-N(R_z)C(=O)N(R_{aa})(R_{ab})$, $-N(R_z)C(=O)OR_{ac}$, or
 15 $NR_{ad}R_{ae}$;

X is oxy, thio, or methylene;

each R_a and R_b is independently hydrogen, (C_1-C_6) alkyl, (C_3-C_6) cycloalkyl, aryl, or aryl (C_1-C_6) alkyl; or R_a and R_b together with the nitrogen to which they are attached form a pyrrolidino, piperidino or morpholino;
 20

each R_w is independently hydrogen or (C_1-C_6) alkyl;

R_x and R_y are each independently hydrogen, (C_1-C_6) alkyl, (C_3-C_6) cycloalkyl, phenyl, benzyl, phenethyl, or (C_1-C_6) alkanoyl; or R_x and R_y together with the nitrogen to which they are attached are pyrrolidino, piperidino or morpholino;
 25

R_z is hydrogen, (C_1-C_6) alkyl, (C_3-C_6) cycloalkyl, phenyl, benzyl, or phenethyl;

R_{aa} and R_{ab} are each independently hydrogen, (C_1-C_6) alkyl, (C_3-C_6) cycloalkyl, phenyl, benzyl, or phenethyl; or R_{aa} and R_{ab} together with the nitrogen to which they are attached are pyrrolidino, piperidino or morpholino;
 30

R_{ac} is hydrogen, (C_1-C_6) alkyl, (C_3-C_6) cycloalkyl, phenyl, benzyl, or phenethyl;

R_{ad} is hydrogen (C₁-C₆)alkyl, (C₃-C₆)cycloalkyl, phenyl, benzyl, or phenethyl;

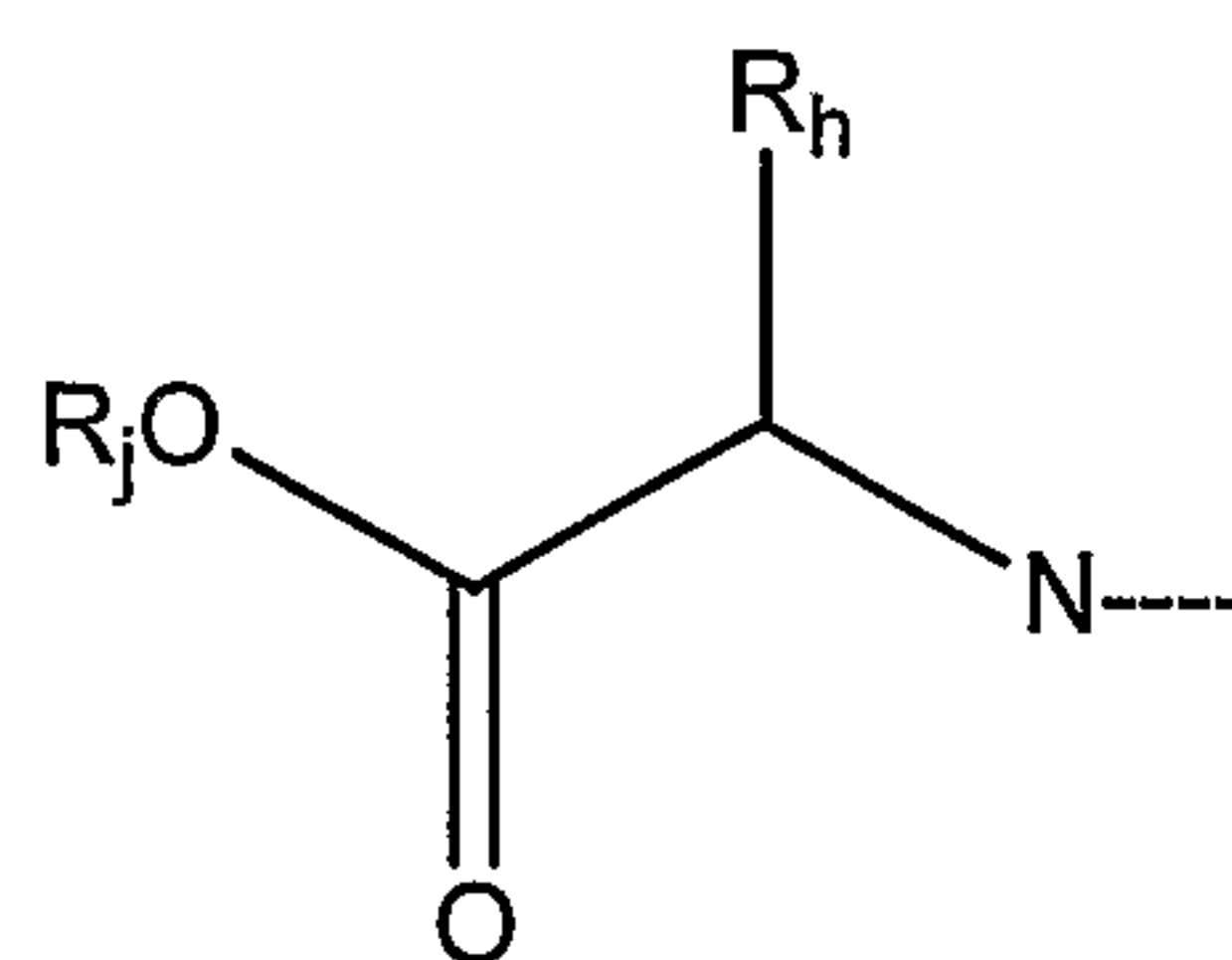
R_{ae} is hydrogen, (C₁-C₆)alkyl, (C₃-C₆)cycloalkyl, phenyl, benzyl, or phenethyl;

- 5 wherein any (C₁-C₆)alkyl of R_1 - R_7 , R_a , R_b , R_w , R_x , R_y , R_z , R_{aa} , R_{ab} , R_{ac} , R_{ad} , and R_{ae} is optionally substituted with one or more (e.g. 1, 2, 3, or 4) halo, hydroxy, (C₁-C₆)alkoxy, (C₃-C₆)cycloalkyloxy, (C₁-C₆)alkanoyl, (C₁-C₆)alkanoyloxy, trifluoromethyl, azido, cyano, oxo (=O), (C₁-C₆)alkyl, (C₃-C₆)cycloalkyl, (C₃-C₆)cycloalkyl(C₁-C₆)alkyl, (C₁-C₆)alkyl-S-(C₁-C₆)alkyl-, aryl, 10 heteroaryl, aryl(C₁-C₆)alkyl, or heteroaryl(C₁-C₆)alkyl, or $NR_{aj}R_{ak}$; wherein each R_{aj} and R_{ak} is independently hydrogen, (C₁-C₆)alkyl, (C₃-C₆)cycloalkyl, phenyl, benzyl, or phenethyl;

- and wherein any aryl or heteroaryl may optionally be substituted with one or more substituents selected from the group consisting of halo, hydroxy, 15 (C₁-C₆)alkyl, (C₃-C₆)cycloalkyl, (C₁-C₆)alkoxy, (C₃-C₆)cycloalkyloxy, (C₁-C₆)alkanoyl, (C₁-C₆)alkanoyloxy, trifluoromethyl, trifluoromethoxy, nitro, cyano, and amino;

or a pharmaceutically acceptable salt thereof;

- provided that R_2 and R_3 are each not hydroxy when R_1 is adenine, 20 guanine, cytosine, thymine, or uracil, X is oxy, R_6 is hydrogen, and R_7 is hydrogen; and; provided R_1 is not 3-deazaadenine, when R_2 is hydroxy; R_3 is hydroxy; R_4 is hydrogen; R_5 a nitrogen linked radical of formula III;

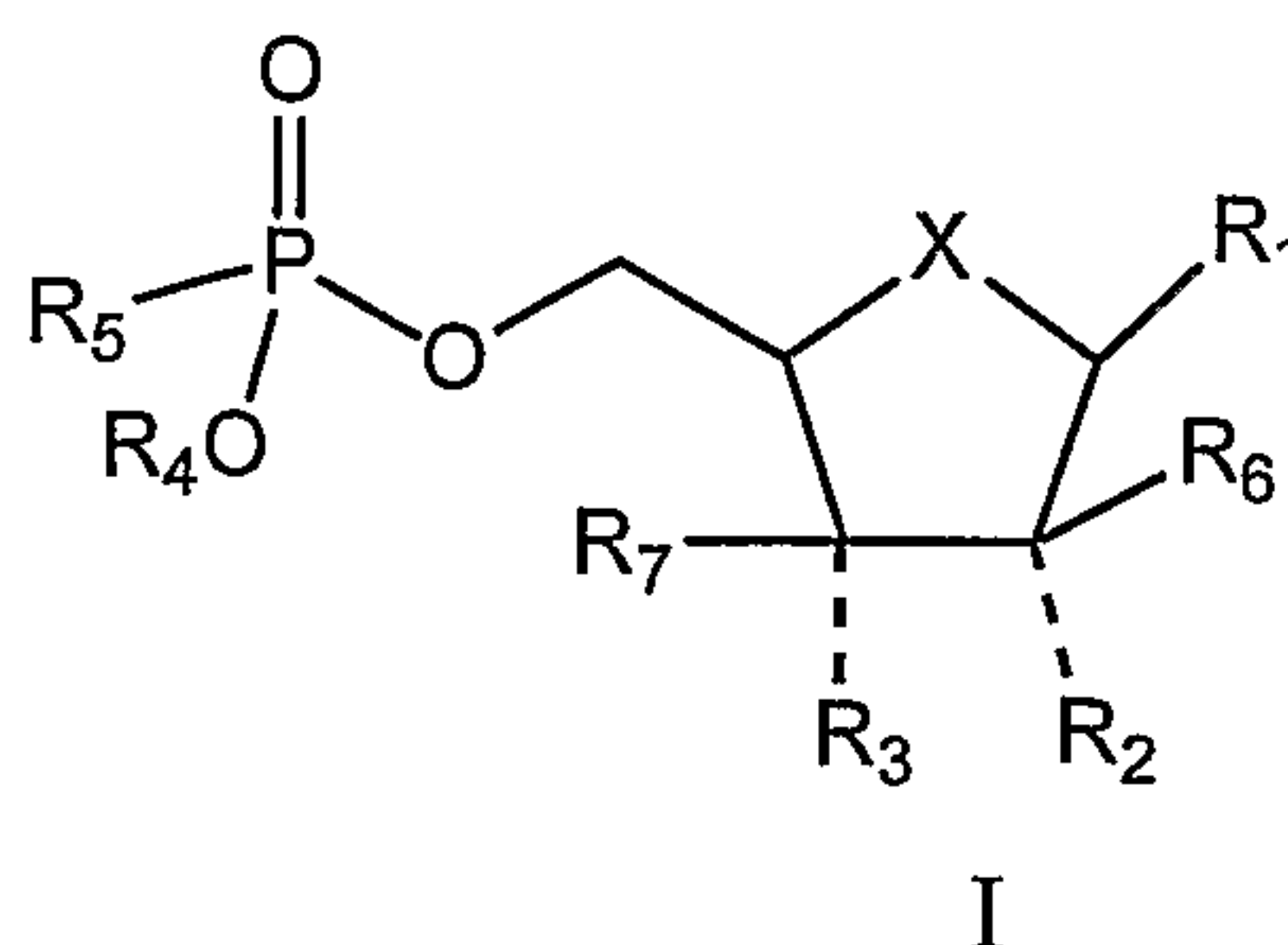


III

25

wherein R_h is benzyl or 3-indolylmethyl; and R_j is methyl; x is oxy, R_6 is hydrogen, and R_7 is hydrogen.

3. A compound of formula I:



wherein:

R_1 is adenine, guanine, cytosine, thymine, 3-deazaadenine, or uracil,
 5 optionally substituted by 1, 2, or 3 U; wherein each U is independently halo,
 hydroxy, (C₁-C₆)alkyl, (C₃-C₆)cycloalkyl, (C₁-C₆)alkoxy, (C₃-C₆)cycloalkyloxy,
 (C₁-C₆)alkanoyl, (C₁-C₆)alkanoyloxy, trifluoromethyl, hydroxy(C₁-C₆)alkyl, -
 (CH₂)₁₋₄P(=O)(OR_w)₂ aryl, aryl(C₁-C₆)alkyl, or NR_xR_y;

R_2 and R_6 are each independently hydrogen, halo, hydroxy, (C₁-C₆)alkyl,
 10 (C₃-C₆)cycloalkyl, (C₁-C₆)alkoxy, (C₃-C₆)cycloalkyloxy, (C₁-C₆)alkanoyl, (C₁-
 C₆)alkanoyloxy, trifluoromethyl, azido, cyano, -N(R_z)C(=O)N(R_{aa})(R_{ab}),
 -N(R_z)C(=O)OR_{ac}, or NR_{ad}R_{ae}, provided that one of R_2 and R_6 is hydroxy halo,
 (C₁-C₆)alkoxy, (C₃-C₆)cycloalkyloxy, trifluoromethyl, cyano, or NR_{ad}R_{ae};

15 R_3 is hydrogen, halo, hydroxy, (C₁-C₆)alkyl, (C₃-C₆)cycloalkyl, (C₁-
 C₆)alkoxy, (C₃-C₆)cycloalkyloxy, (C₁-C₆)alkanoyl, (C₁-C₆)alkanoyloxy,
 trifluoromethyl, azido, cyano, -N(R_z)C(=O)N(R_{aa})(R_{ab}), -N(R_z)C(=O)OR_{ac}, or
 NR_{ad}R_{ae};

R_4 is hydrogen, (C₁-C₆)alkyl, (C₃-C₆)cycloalkyl, aryl, aryl(C₁-C₆)alkyl,
 20 or 2-cyanoethyl;

R_5 is NR_aR_b;

R_7 is hydrogen, halo, hydroxy, (C₁-C₆)alkyl, (C₃-C₆)cycloalkyl, (C₁-
 C₆)alkoxy, (C₃-C₆)cycloalkyloxy, (C₁-C₆)alkanoyl, (C₁-C₆)alkanoyloxy,
 trifluoromethyl, azido, cyano, -N(R_z)C(=O)N(R_{aa})(R_{ab}), -N(R_z)C(=O)OR_{ac}, or
 25 NR_{ad}R_{ae};

X is oxy, thio, or methylene;

each R_a and R_b is independently hydrogen, (C₁-C₆)alkyl, (C₃-
 C₆)cycloalkyl, aryl, or Het; or R_a and R_b together with the nitrogen to which they
 are attached form a nitrogen-linked Het;

each R_w is independently hydrogen or (C₁-C₆)alkyl;

R_x and R_y are each independently hydrogen, (C₁-C₆)alkyl, (C₃-C₆)cycloalkyl, phenyl, benzyl, phenethyl, or (C₁-C₆)alkanoyl; or R_x and R_y together with the nitrogen to which they are attached are pyrrolidino, piperidino
5 or morpholino;

R_z is hydrogen, (C₁-C₆)alkyl, (C₃-C₆)cycloalkyl, phenyl, benzyl, or phenethyl;

R_{aa} and R_{ab} are each independently hydrogen, (C₁-C₆)alkyl, (C₃-C₆)cycloalkyl, phenyl, benzyl, or phenethyl; or R_{aa} and R_{ab} together with the
10 nitrogen to which they are attached are pyrrolidino, piperidino or morpholino;

R_{ac} is hydrogen, (C₁-C₆)alkyl, (C₃-C₆)cycloalkyl, phenyl, benzyl, or phenethyl;

R_{ad} is hydrogen (C₁-C₆)alkyl, (C₃-C₆)cycloalkyl, phenyl, benzyl, or phenethyl;

15 R_{ae} is hydrogen, (C₁-C₆)alkyl, (C₃-C₆)cycloalkyl, phenyl, benzyl, or phenethyl;

wherein any (C₁-C₆)alkyl of R_1 - R_7 , R_a , R_b , R_w , R_x , R_y , R_z , R_{aa} , R_{ab} , R_{ac} , R_{ad} , and R_{ae} is optionally substituted with one or more (e.g. 1, 2, 3, or 4) halo, hydroxy, (C₁-C₆)alkoxy, (C₃-C₆)cycloalkyloxy, (C₁-C₆)alkanoyl, (C₁-
20 C₆)alkanoyloxy, trifluoromethyl, azido, cyano, oxo (=O), (C₁-C₆)alkyl, (C₃-C₆)cycloalkyl, (C₃-C₆)cycloalkyl(C₁-C₆)alkyl, (C₁-C₆)alkyl-S-(C₁-C₆)alkyl-, aryl, Het, aryl(C₁-C₆)alkyl, or Het(C₁-C₆)alkyl, or $NR_{aj}R_{ak}$; wherein each R_{aj} and R_{ak} is independently hydrogen, (C₁-C₆)alkyl, (C₃-C₆)cycloalkyl, phenyl, benzyl, or phenethyl;

25 and wherein any aryl or Het may optionally be substituted with one or more substituents selected from the group consisting of halo, hydroxy, (C₁-C₆)alkyl, (C₃-C₆)cycloalkyl, (C₁-C₆)alkoxy, (C₃-C₆)cycloalkyloxy, (C₁-C₆)alkanoyl, (C₁-C₆)alkanoyloxy, trifluoromethyl, trifluoromethoxy, nitro, cyano, and amino;

30 or a pharmaceutically acceptable salt thereof.

4. The compound of claim 3 wherein R_a is (C₁-C₆)alkyl optionally substituted with one or more halo, hydroxy, (C₁-C₆)alkoxy, (C₃-C₆)cycloalkyloxy, (C₁-C₆)alkanoyl, (C₁-C₆)alkanoyloxy, trifluoromethyl, azido,

cyano, (C₁-C₆)alkyl, (C₃-C₆)cycloalkyl, (C₃-C₆)cycloalkyl(C₁-C₆)alkyl, (C₁-C₆)alkyl-S-(C₁-C₆)alkyl-, aryl, Het, aryl(C₁-C₆)alkyl, or Het(C₁-C₆)alkyl, or NR_{aj}R_{ak}; wherein each R_{aj} and R_{ak} is independently hydrogen, (C₁-C₆)alkyl, (C₃-C₆)cycloalkyl, phenyl, benzyl, or phenethyl.

5

5. The compound of claim 3 wherein R_a is (C₁-C₆)alkyl optionally substituted with one or more halo, hydroxy, (C₁-C₆)alkoxy, (C₁-C₆)alkanoyl, (C₁-C₆)alkanoyloxy, trifluoromethyl, cyano, aryl, or Het.

10 6. The compound of claim 3 wherein R_a is (C₁-C₆)alkyl optionally substituted with one or more aryl or Het.

7. The compound of claim 6 wherein R_a is (C₁-C₆)alkyl substituted with a phenyl, naphthyl, pyridyl, indolyl, isoindolyl, furyl, thienyl, pyrrolyl,
15 benzofuranyl, benzothienyl, imidazolyl, thiazoyl, pyrrolidinyl, piperidinyl, piperazinyl, or morpholino ring, which ring is optionally substituted with one or more substituents selected from the group consisting of halo, hydroxy, (C₁-C₆)alkyl, (C₃-C₆)cycloalkyl, (C₁-C₆)alkoxy, (C₃-C₆)cycloalkyloxy, (C₁-C₆)alkanoyl, (C₁-C₆)alkanoyloxy, trifluoromethyl, trifluoromethoxy, nitro,
20 cyano, and amino.

8. The compound of claim 6 wherein R_a is (C₁-C₆)alkyl substituted with a phenyl or indolyl ring, which ring is optionally substituted with one or more substituents selected from the group consisting of halo, hydroxy, (C₁-C₆)alkyl,
25 (C₃-C₆)cycloalkyl, (C₁-C₆)alkoxy, (C₃-C₆)cycloalkyloxy, (C₁-C₆)alkanoyl, (C₁-C₆)alkanoyloxy, trifluoromethyl, trifluoromethoxy, nitro, cyano, and amino.

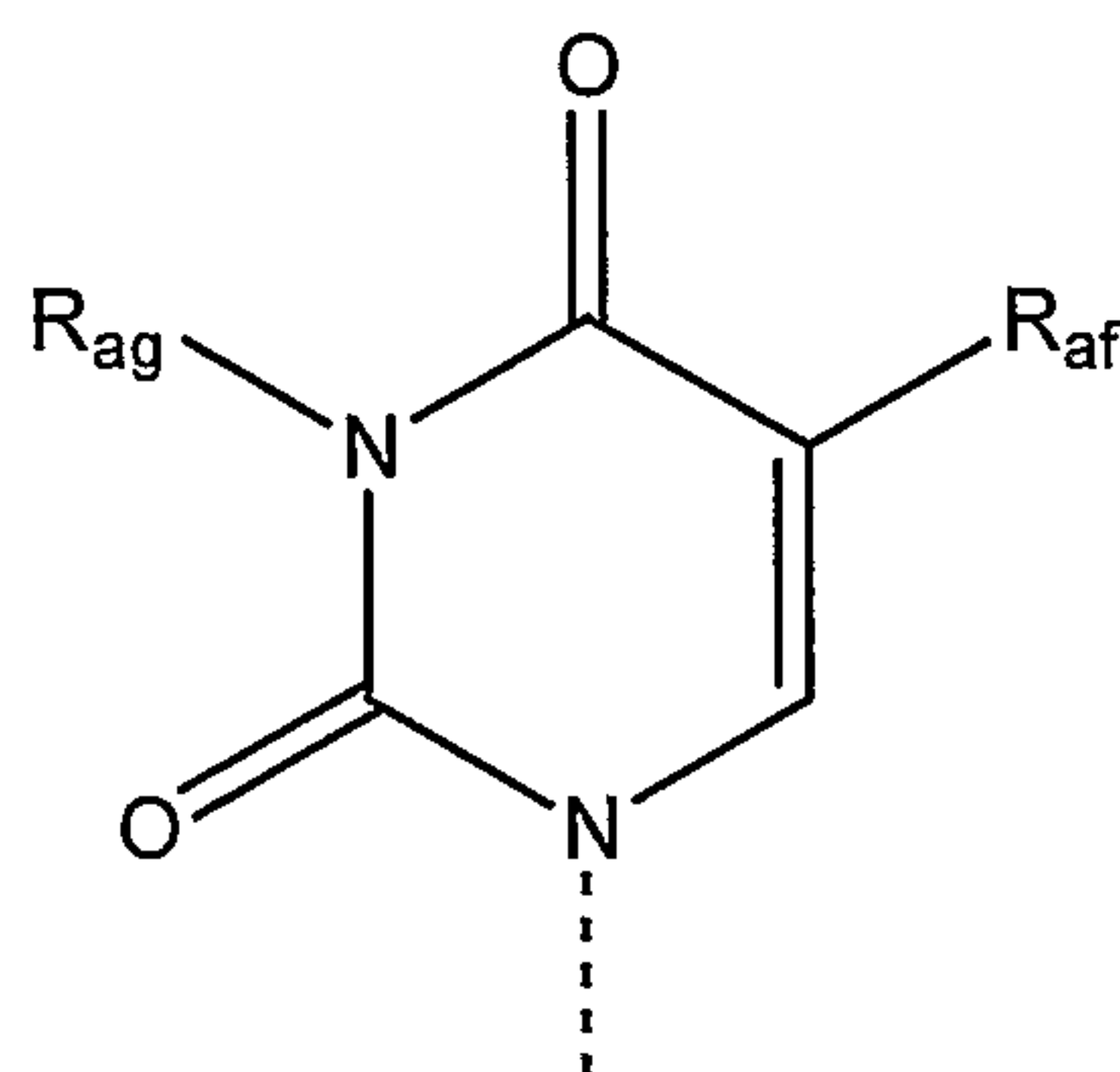
9. The compound of claim 6 wherein R_a is (C₁-C₆)alkyl substituted with a phenyl ring.

30

10. The compound of claim 6 wherein R_a is (C₁-C₆)alkyl substituted with an indolyl ring.

11. The compound of any one of claims 1-10 wherein R_a is phenylmethyl, phenethyl, indolylmethyl, or 2-indolyethyl.
12. The compound of any one of claims 1-10 wherein R_a is 2-indol-3-ylethyl.
13. The compound of any one of claims 1-12 wherein R_b is hydrogen.
14. The compound of any one of claims 1-11 which has the formula R_5-B , wherein B is a phosphorous-linked 9-beta-D-arabinofuranosyladenosine monophosphate, 9-beta-D-arabinofuranosylguanosine monophosphate, or 9-beta-D-arabinofuranosylcytosine monophosphate.
15. The compound of claim 14 wherein R_5 is $NR_a R_b$; R_a is 2-indol-3-ylethyl; and R_b is hydrogen.
16. The compound of claim 1 or 2 wherein R_1 is guanine, cytosine, thymine, 3-deazaadenine, or uracil, optionally substituted by 1, 2, or 3 U; wherein each U is independently halo, hydroxy, (C_1-C_6) alkyl, (C_3-C_6) cycloalkyl, (C_1-C_6) alkoxy, (C_3-C_6) cycloalkyloxy, (C_1-C_6) alkanoyl, (C_1-C_6) alkanoyloxy, trifluoromethyl, hydroxy (C_1-C_6) alkyl, $-(CH_2)_{1-4}P(=O)(OR_w)_2$ aryl, aryl (C_1-C_6) alkyl, or NR_xR_y .
17. The compound of claim 1 or 2 wherein R_1 is adenine, cytosine, thymine, 3-deazaadenine, or uracil, optionally substituted by 1, 2, or 3 U; wherein each U is independently halo, hydroxy, (C_1-C_6) alkyl, (C_3-C_6) cycloalkyl, (C_1-C_6) alkoxy, (C_3-C_6) cycloalkyloxy, (C_1-C_6) alkanoyl, (C_1-C_6) alkanoyloxy, trifluoromethyl, hydroxy (C_1-C_6) alkyl, $-(CH_2)_{1-4}P(=O)(OR_w)_2$ aryl, aryl (C_1-C_6) alkyl, or NR_xR_y .
18. The compound of claim 1 or 2 wherein R_1 is adenine, guanine, cytosine, thymine, or uracil, optionally substituted by 1, 2, or 3 U; wherein each U is independently halo, hydroxy, (C_1-C_6) alkyl, (C_3-C_6) cycloalkyl, (C_1-C_6) alkoxy, (C_3-C_6) cycloalkyloxy, (C_1-C_6) alkanoyl, (C_1-C_6) alkanoyloxy, trifluoromethyl, hydroxy (C_1-C_6) alkyl, $-(CH_2)_{1-4}P(=O)(OR_w)_2$ aryl, aryl (C_1-C_6) alkyl, or NR_xR_y .

19. The compound of claim 1 or 2 wherein R_1 is cytosine, thymine, 3-deazaadenine, or uracil, optionally substituted by 1, 2, or 3 U; wherein each U is independently halo, hydroxy, (C_1-C_6) alkyl, (C_3-C_6) cycloalkyl, (C_1-C_6) alkoxy, (C_3-C_6) cycloalkyloxy, (C_1-C_6) alkanoyl, (C_1-C_6) alkanoyloxy, trifluoromethyl, hydroxy (C_1-C_6) alkyl, $-(CH_2)_{1-4}P(=O)(OR_w)_2$ aryl, aryl (C_1-C_6) alkyl, or $NrxRy$.
20. The compound of claim 1 or 2 wherein R_1 is 3-deazaadenine optionally substituted by 1, 2, or 3 U; wherein each U is independently halo, hydroxy, (C_1-C_6) alkyl, (C_3-C_6) cycloalkyl, (C_1-C_6) alkoxy, (C_3-C_6) cycloalkyloxy, (C_1-C_6) alkanoyl, (C_1-C_6) alkanoyloxy, trifluoromethyl, hydroxy (C_1-C_6) alkyl, $-(CH_2)_{1-4}P(=O)(OR_w)_2$ aryl, aryl (C_1-C_6) alkyl, or $NrxRy$.
21. The compound of claim 1 or 2 wherein R_1 is adenine, guanine, cytosine, thymine, 3-deazaadenine, or uracil,
22. The compound of claim 1 or 2 wherein R_1 is guanine, cytosine, thymine, 3-deazaadenine, or uracil.
23. The compound of claim 1 or 2 wherein R_1 is cytosine, thymine, 3-deazaadenine, or uracil.
24. The compound of claim 1 or 2 wherein R_1 is cytosine, thymine, or uracil.
25. The compound of claim 1 or 2 wherein R_1 is a nitrogen linked radical of formula VI:

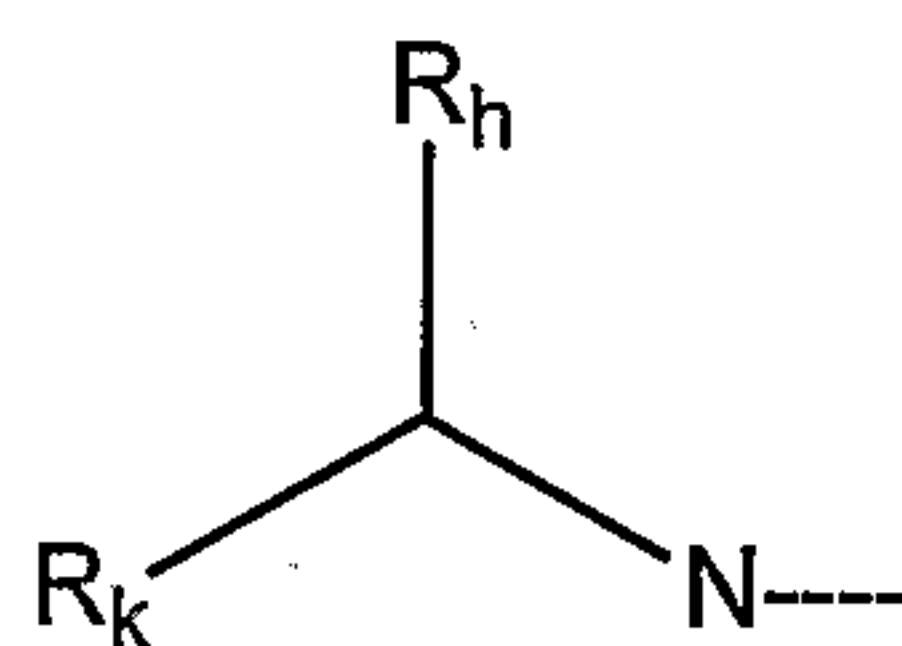


VI

wherein R_{af} is hydrogen, halo, (C_1-C_6) alkyl, (C_3-C_6) cycloalkyl, or trifluoromethyl; and R_{ag} is hydrogen, (C_1-C_6) alkyl, (C_3-C_6) cycloalkyl, trifluoromethyl, hydroxy (C_1-C_6) alkyl, or $-(CH_2)_{1-4}P(=O)(OR_w)_2$.

- 5 26. The compound of any one of claims 1-13 or 16-25 wherein R_2 is hydroxy.
27. The compound of any one of claims 1-13 or 16-25 wherein R_2 is halo.
- 10 28. The compound of any one of claims 1-13 or 16-25 wherein R_2 is fluoro.
29. The compound of any one of claims 1-13 or 16-25 wherein R_2 is chloro.
30. The compound of any one of claims 1-13 or 16-25 wherein R_2 is $(C_1-$
15 $C_6)$ alkoxy.
31. The compound of any one of claims 1-13 or 16-25 wherein R_2 is methoxy.
- 20 32. The compound of any one of claims 1-13 or 16-25 wherein R_2 trifluoromethyl.
33. The compound of any one of claims 1-13 or 16-25 wherein R_2 is cyano.
- 25 34. The compound of any one of claims 1-13 or 16-25 wherein R_2 is amino, methylamino, dimethylamino, ethylamino, or dimethylamino.
35. The compound of any one of claims 1-13 or 16-34 wherein R_3 is hydroxy.
- 30 36. The compound of any one of claims 1-13 or 16-34 wherein R_3 is hydrogen.
37. The compound of any one of claims 1-13 or 16-34 wherein R_3 is halo.

38. The compound of any one of claims 1-13 or 16-34 wherein R_3 is fluoro.
39. The compound of any one of claims 1-13 or 16-34 wherein R_3 is chloro.
- 5 40. The compound of any one of claims 1-13 or 16-34 wherein R_3 is trifluoromethyl.
41. The compound of any one of claims 1-13 or 16-34 wherein R_3 is azido
- 10 42. The compound of any one of claims 1-13 or 16-34 wherein R_3 is cyano.
43. The compound of any one of claims 1-13 or 16-34 wherein R_3 is amino, methylamino, dimethylamino, ethylamino, or dimethylamino.
- 15 44. The compound of any one of claims 1-43 wherein R_4 is hydrogen.
45. The compound of any one of claims 1-43 wherein R_4 is methyl or ethyl.
- 20 46. The compound of any one of claims 1-43 wherein R_4 is 2-cyanoethyl.
47. The compound of any one of claims 1-2 and 16-46 wherein R_5 is an amino acid.
- 25 48. The method of any one of claims 1-2 and 16-46 wherein R_5 is a peptide.
49. The compound of any one of claims 1-2 and 16-46 wherein R_5 is a nitrogen linked radical of formula II:



II

wherein:

R_h is hydrogen, (C₁-C₆)alkyl, (C₃-C₆)cycloalkyl, (C₃-C₆)cycloalkyl(C₁-C₆)alkyl, (C₁-C₆)alkyl-S-(C₁-C₆)alkyl-, aryl, heteroaryl, aryl(C₁-C₆)alkyl, or heteroaryl(C₁-C₆)alkyl; wherein any aryl or heteroaryl may optionally be

5 substituted with 1, 2, or 3 Z;

each Z is independently halo, hydroxy, (C₁-C₆)alkyl, (C₃-C₆)cycloalkyl, (C₁-C₆)alkoxy, (C₃-C₆)cycloalkyloxy, (C₁-C₆)alkanoyl, (C₁-C₆)alkanoyloxy, trifluoromethyl, trifluoromethoxy, nitro, cyano, or amino; and

R_k is hydrogen or (C₁-C₅)alkyl that is optionally substituted with one or
10 more (e.g. 1, 2, 3, or 4) halo, hydroxy, (C₁-C₆)alkoxy, (C₃-C₆)cycloalkyloxy, (C₁-C₆)alkanoyl, (C₁-C₆)alkanoyloxy, trifluoromethyl, azido, cyano, oxo (=O) or $NR_{ad}R_{ae}$.

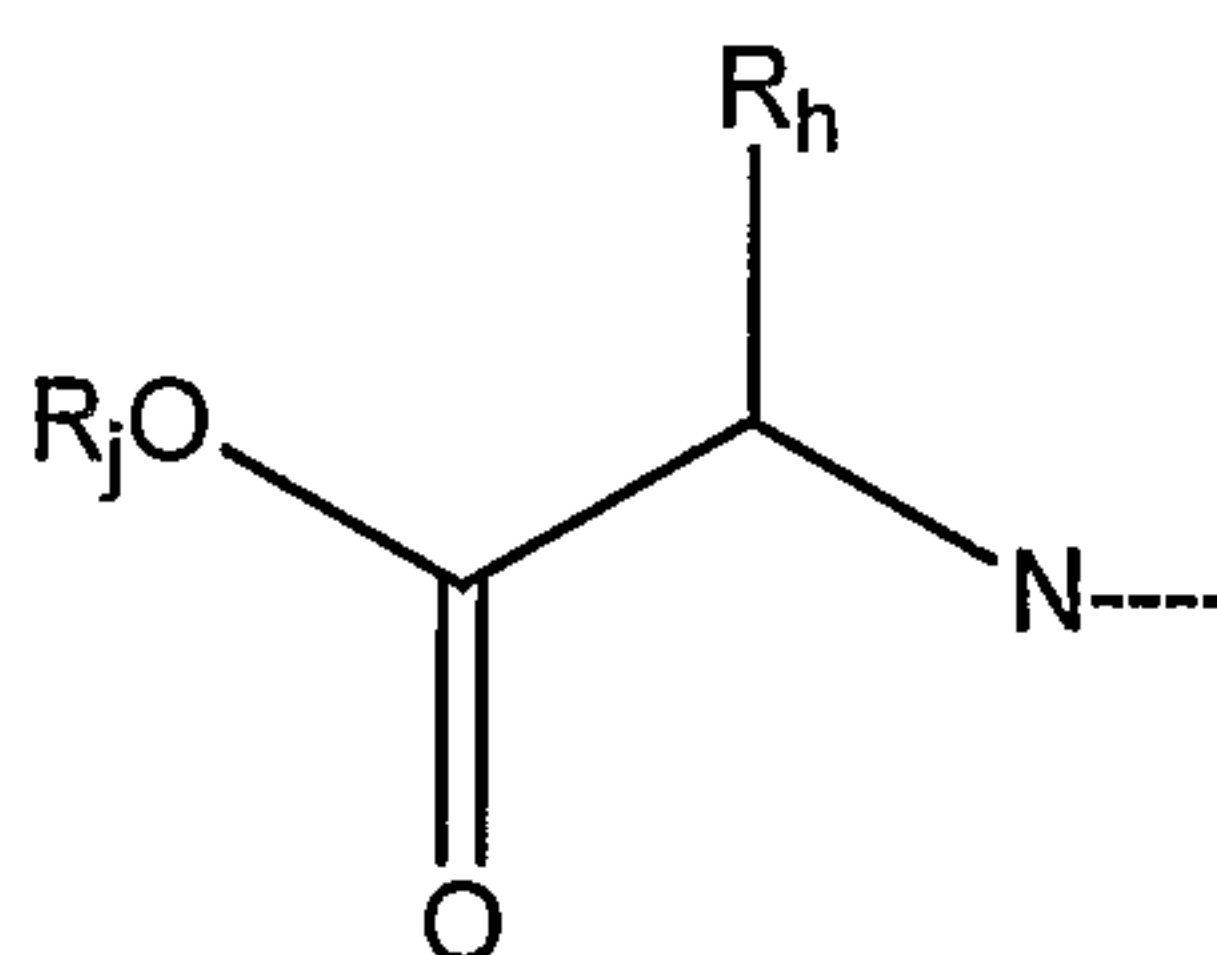
50. The compound of claim 49 wherein R_h is hydrogen, (C₁-C₆)alkyl,
15 phenylmethyl, or 3-indolylmethyl.

51. The compound of claim 49 wherein R_h is phenylmethyl or 3-indolylmethyl.

20 52. The compound of claim 49, 50, or 51 wherein R_k is hydrogen.

53. The compound of any one of claims 49-52 wherein the carbon bearing R_h has the (R) absolute configuration.

25 54. The compound of any one of claims 1-2 and 16-46 wherein R_5 is a nitrogen linked radical of formula III:



III

wherein R_h is hydrogen, (C₁-C₆)alkyl, (C₃-C₆)cycloalkyl, (C₃-C₆)cycloalkyl(C₁-C₆)alkyl, (C₁-C₆)alkyl-S-(C₁-C₆)alkyl-, aryl, heteroaryl, aryl(C₁-C₆)alkyl, or

heteroaryl(C₁-C₆)alkyl; wherein any aryl or heteroaryl may optionally be substituted with 1, 2, or 3 Z; R_j is hydrogen, (C₁-C₆)alkyl, phenyl, benzyl, or phenethyl; and wherein each Z is independently halo, hydroxy, (C₁-C₆)alkyl, (C₃-C₆)cycloalkyl, (C₁-C₆)alkoxy, (C₃-C₆)cycloalkyloxy, (C₁-C₆)alkanoyl, (C₁-
 5 C₆)alkanoyloxy, trifluoromethyl, trifluoromethoxy, nitro, cyano, or amino.

55. The compound of claim 54 wherein R_h is hydrogen, (C₁-C₆)alkyl, phenylmethyl, or 3-indolylmethyl.

10 56. The compound of claim 54 wherein R_h is phenylmethyl.

57. The compound of claim 54 wherein R_h is 3-indolylmethyl.

58. The compound of any one of claims 54-57 wherein the carbon bearing R_h
 15 has the (R) absolute configuration.

59. The compound of any one of claims 1-58 wherein R₆ is hydrogen or (C₁-C₆)alkyl.

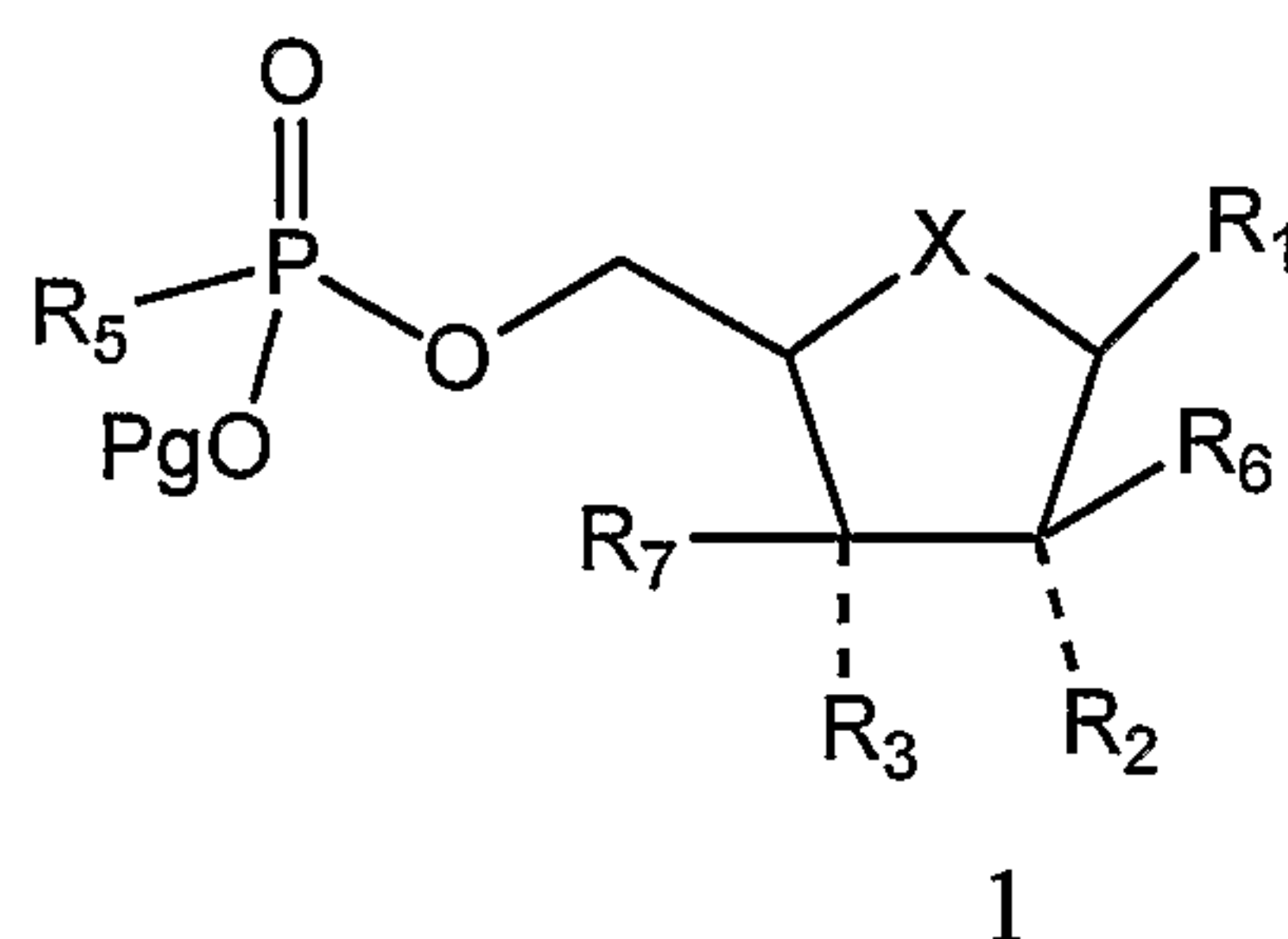
20 60. The compound of any one of claims 1-13 wherein R₂ is hydrogen or alkyl; and R₆ is halo, hydroxy, (C₁-C₆)alkyl, (C₃-C₆)cycloalkyl, (C₁-C₆)alkoxy, (C₃-C₆)cycloalkyloxy, (C₁-C₆)alkanoyl, (C₁-C₆)alkanoyloxy, trifluoromethyl, azido, cyano, -N(R_z)C(=O)N(R_{aa})(R_{ab}), -N(R_z)C(=O)OR_{ac}, or NR_{ad}R_{ae}.

25 61. The compound of any one of claims 1-13 wherein R₇ is hydrogen or (C₁-C₆)alkyl.

62. The compound of any one of claims 1-13 wherein R₃ is hydrogen or alkyl; and R₇ is halo, hydroxy, (C₁-C₆)alkyl, (C₃-C₆)cycloalkyl, (C₁-C₆)alkoxy,
 30 (C₃-C₆)cycloalkyloxy, (C₁-C₆)alkanoyl, (C₁-C₆)alkanoyloxy, trifluoromethyl, azido, cyano, -N(R_z)C(=O)N(R_{aa})(R_{ab}), -N(R_z)C(=O)OR_{ac}, or NR_{ad}R_{ae};

63. The compound (2-(3-indolyl)-1(R)-methylcarbamoylethyl)phosphoramidic acid mono (1-B-arabinofuranosyladenosine)ester; or a pharmaceutically acceptable salt thereof.

- 5 64. A process for preparing a compound of formula I as described in claim 1, wherein R₄ is hydrogen, comprising deprotecting a corresponding compound of formula 1:



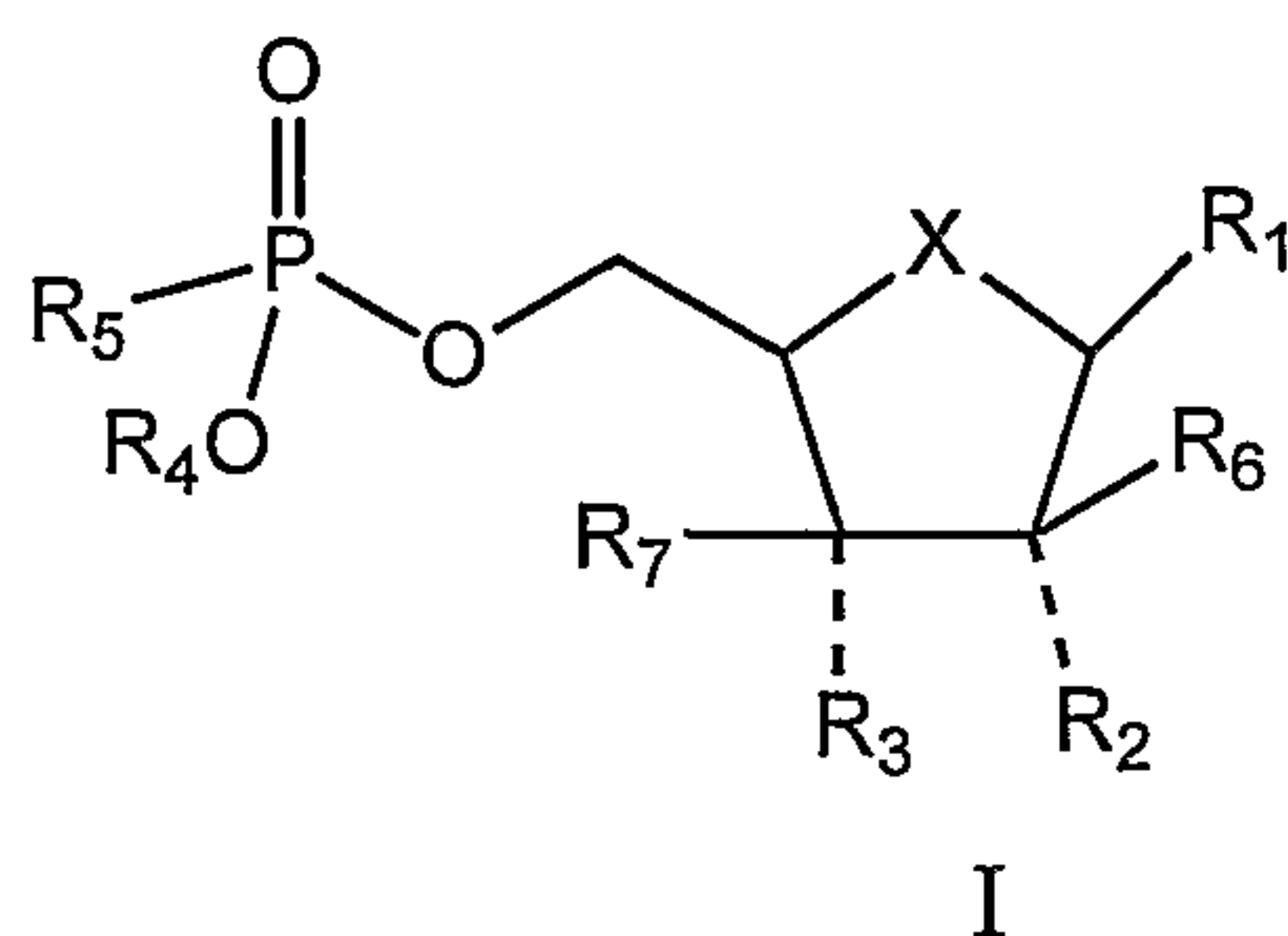
10

wherein Pg is a suitable removable protecting group.

65. A method for treating a viral infection in an animal comprising administering an animal in need of such treatment an effective amount of a
15 compound as described in claim 1 or 2.

66. A method for treating a viral infection in an animal comprising administering an animal in need of such treatment an effective amount of a compound of formula I:

20



wherein:

R_1 is adenine, guanine, cytosine, thymine, 3-deazaadenine, or uracil, optionally substituted by 1, 2, or 3 U; wherein each U is independently halo, hydroxy, (C₁-C₆)alkyl, (C₃-C₆)cycloalkyl, (C₁-C₆)alkoxy, (C₃-C₆)cycloalkyloxy, (C₁-C₆)alkanoyl, (C₁-C₆)alkanoyloxy, trifluoromethyl, hydroxy(C₁-C₆)alkyl, -
 5 (CH₂)₁₋₄P(=O)(OR_w)₂ aryl, aryl(C₁-C₆)alkyl, or NR_xR_y;

R_2 and R_6 are each independently hydrogen, halo, hydroxy, (C₁-C₆)alkyl, (C₃-C₆)cycloalkyl, (C₁-C₆)alkoxy, (C₃-C₆)cycloalkyloxy, (C₁-C₆)alkanoyl, (C₁-C₆)alkanoyloxy, trifluoromethyl, azido, cyano, -N(R_z)C(=O)N(R_{aa})(R_{ab}), -N(R_z)C(=O)OR_{ac}, or NR_{ad}R_{ae}, provided that one of R_2 and R_6 is hydroxy halo,
 10 (C₁-C₆)alkoxy, (C₃-C₆)cycloalkyloxy, trifluoromethyl, cyano, or NR_{ad}R_{ae};

R_3 is hydrogen, halo, hydroxy, (C₁-C₆)alkyl, (C₃-C₆)cycloalkyl, (C₁-C₆)alkoxy, (C₃-C₆)cycloalkyloxy, (C₁-C₆)alkanoyl, (C₁-C₆)alkanoyloxy, trifluoromethyl, azido, cyano, -N(R_z)C(=O)N(R_{aa})(R_{ab}), -N(R_z)C(=O)OR_{ac}, or
 15 NR_{ad}R_{ae};

R_4 is hydrogen, (C₁-C₆)alkyl, (C₃-C₆)cycloalkyl, aryl, aryl(C₁-C₆)alkyl, or 2-cyanoethyl;

R_5 is an amino acid, a peptide, or NR_aR_b;

R_7 is hydrogen, halo, hydroxy, (C₁-C₆)alkyl, (C₃-C₆)cycloalkyl, (C₁-C₆)alkoxy, (C₃-C₆)cycloalkyloxy, (C₁-C₆)alkanoyl, (C₁-C₆)alkanoyloxy, trifluoromethyl, azido, cyano, -N(R_z)C(=O)N(R_{aa})(R_{ab}), -N(R_z)C(=O)OR_{ac}, or
 20 NR_{ad}R_{ae};

X is oxy, thio, or methylene;

each R_a and R_b is independently hydrogen, (C₁-C₆)alkyl, (C₃-C₆)cycloalkyl, aryl, or aryl(C₁-C₆)alkyl; or R_a and R_b together with the nitrogen to which they are attached form a pyrrolidino, piperidino or morpholino;

each R_w is independently hydrogen or (C₁-C₆)alkyl;

R_x and R_y are each independently hydrogen, (C₁-C₆)alkyl, (C₃-C₆)cycloalkyl, phenyl, benzyl, phenethyl, or (C₁-C₆)alkanoyl; or R_x and R_y together with the nitrogen to which they are attached are pyrrolidino, piperidino or morpholino;

R_z is hydrogen, (C₁-C₆)alkyl, (C₃-C₆)cycloalkyl, phenyl, benzyl, or phenethyl;

R_{aa} and R_{ab} are each independently hydrogen, (C₁-C₆)alkyl, (C₃-C₆)cycloalkyl, phenyl, benzyl, or phenethyl; or R_{aa} and R_{ab} together with the nitrogen to which they are attached are pyrrolidino, piperidino or morpholino;

R_{ac} is hydrogen, (C₁-C₆)alkyl, (C₃-C₆)cycloalkyl, phenyl, benzyl, or phenethyl;

R_{ad} is hydrogen (C₁-C₆)alkyl, (C₃-C₆)cycloalkyl, phenyl, benzyl, or phenethyl;

R_{ae} is hydrogen, (C₁-C₆)alkyl, (C₃-C₆)cycloalkyl, phenyl, benzyl, or phenethyl;

wherein any (C₁-C₆)alkyl of R_1 - R_7 , R_a , R_b , R_w , R_x , R_y , R_z , R_{aa} , R_{ab} , R_{ac} , R_{ad} , and R_{ae} is optionally substituted with one or more (e.g. 1, 2, 3, or 4) halo, hydroxy, (C₁-C₆)alkoxy, (C₃-C₆)cycloalkyloxy, (C₁-C₆)alkanoyl, (C₁-C₆)alkanoyloxy, trifluoromethyl, azido, cyano, oxo (=O), (C₁-C₆)alkyl, (C₃-C₆)cycloalkyl, (C₃-C₆)cycloalkyl(C₁-C₆)alkyl, (C₁-C₆)alkyl-S-(C₁-C₆)alkyl-, aryl, heteroaryl, aryl(C₁-C₆)alkyl, or heteroaryl(C₁-C₆)alkyl, or $NR_{aj}R_{ak}$; wherein each R_{aj} and R_{ak} is independently hydrogen, (C₁-C₆)alkyl, (C₃-C₆)cycloalkyl, phenyl, benzyl, or phenethyl;

and wherein any aryl or heteroaryl may optionally be substituted with one or more substituents selected from the group consisting of halo, hydroxy, (C₁-C₆)alkyl, (C₃-C₆)cycloalkyl, (C₁-C₆)alkoxy, (C₃-C₆)cycloalkyloxy, (C₁-C₆)alkanoyl, (C₁-C₆)alkanoyloxy, trifluoromethyl, trifluoromethoxy, nitro, cyano, and amino;

or a pharmaceutically acceptable salt thereof;

provided that R_2 and R_3 are each not hydroxy when R_1 is adenine, guanine, cytosine, thymine, or uracil, X is oxy, R_6 is hydrogen, and R_7 is hydrogen.

67. A method for treating a viral infection in an animal comprising administering an effective amount of a compound as described in any one of claims 1-64 to an animal in need of such treatment.

68. A method for treating HCV in an animal comprising administering an effective amount of a compound as described in any one of claims 1-64 to an animal in need of such treatment.

69. A method for treating a metabolic liver disorder, in an animal comprising administering an effective amount of a compound as described in any one of claims 1-64 to an animal in need of such treatment.

5

70. A method for treating a cancer in the liver of an animal comprising administering an effective amount of a compound as described in any one of claims 1-64 to an animal in need of such treatment.

10 71. A method for treating cancer in the brain of an animal comprising administering an effective amount of a compound as described in any one of claims 1-64 to an animal in need of such treatment.

15 72. A method for treating breast cancer, lung cancer or ovarian cancer in an animal comprising administering an effective amount of as described in any one of claims 1-64 to an animal in need of such treatment.

73. The use of a compound of formula I as described in any one of claims 1-64 to prepare a medicament for treating a viral infection in an animal.

20

74. The use of a compound of formula I as described in any one of claims 1-64 to prepare a medicament for treating HCV in an animal.

25 75. The use of a compound of formula I as described in any one of claims 1-64 to prepare a medicament for treating a metabolic liver disorder in an animal.

76. The use of a compound of formula I as described in any one of claims 1-64 to prepare a medicament for treating a cancer in the liver of an animal.

30 77. The use of a compound of formula I as described in any one of claims 1-64 to prepare a medicament for treating cancer in the brain of an animal.

78. The use of a compound of formula I as described in any one of claims 1-64 to prepare a medicament useful for treating breast cancer, lung cancer or ovarian cancer in an animal.

FIGURE 1

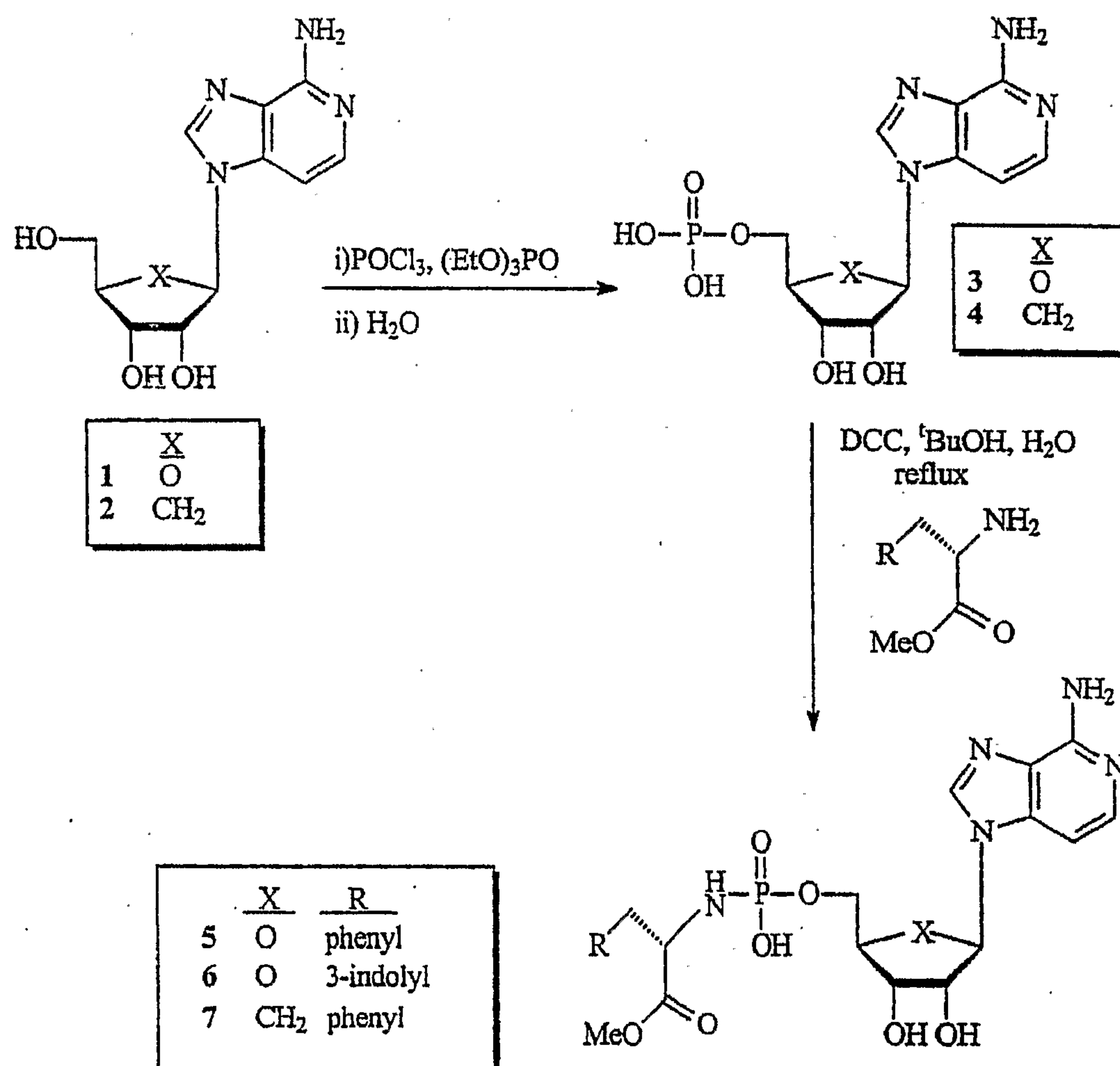


FIGURE 2

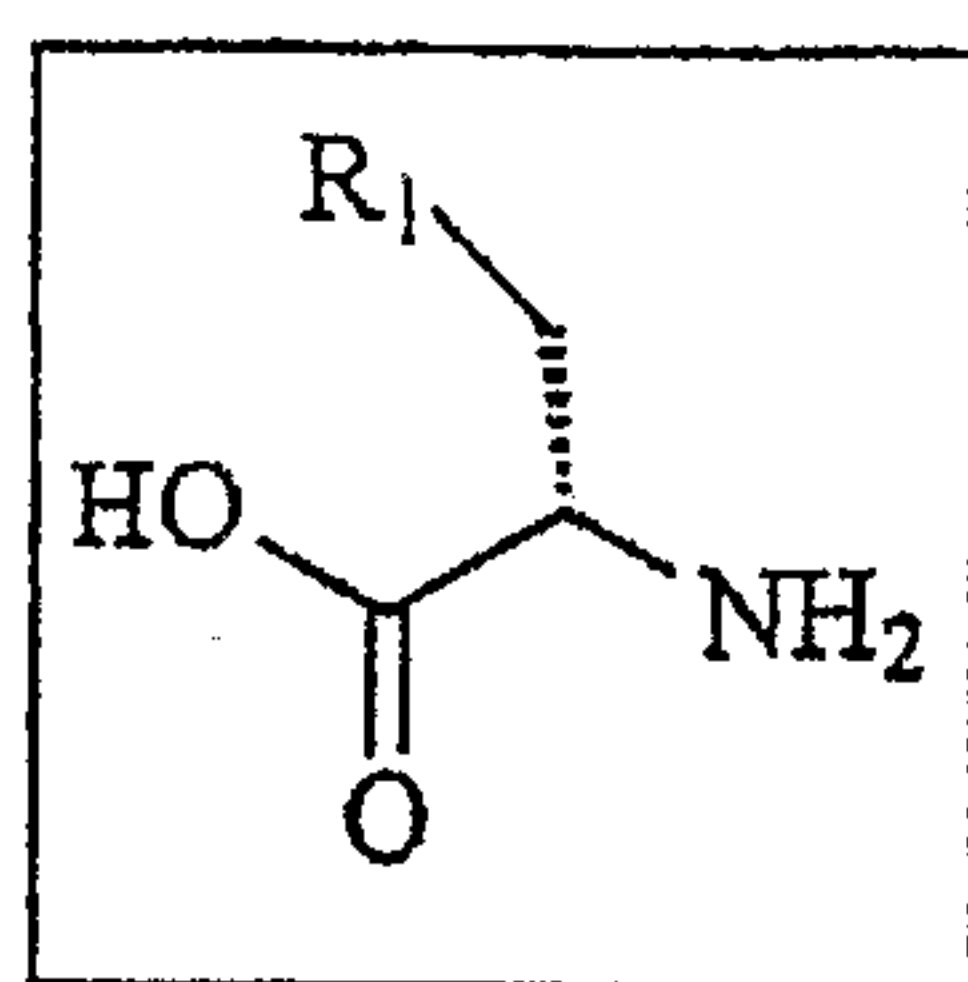
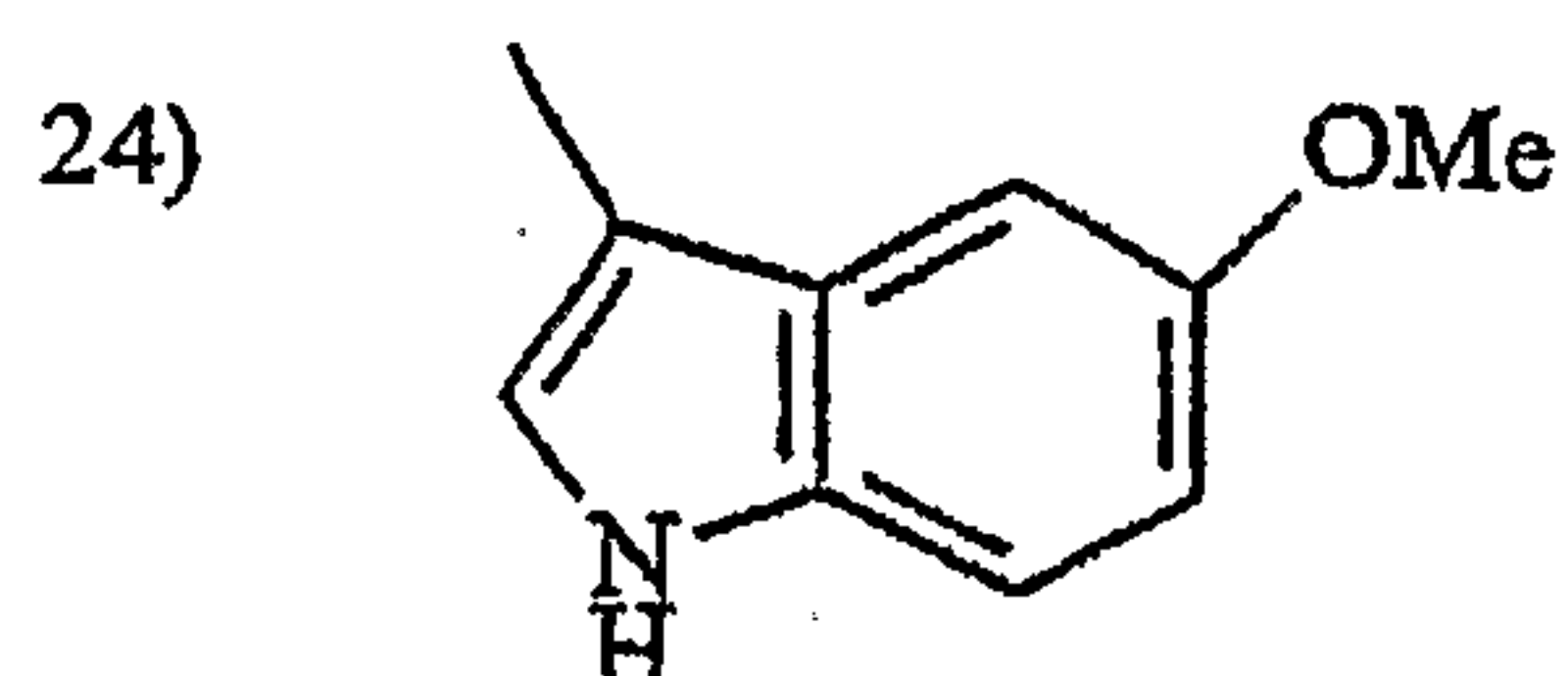
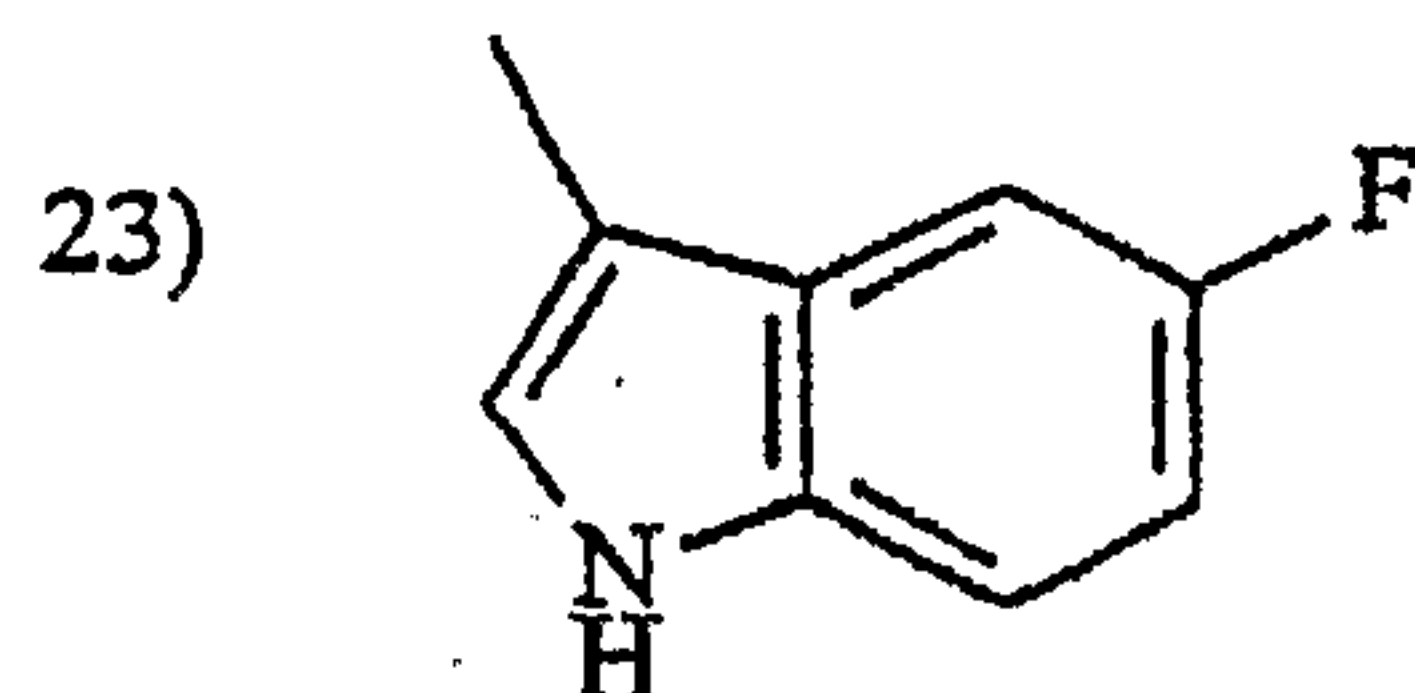
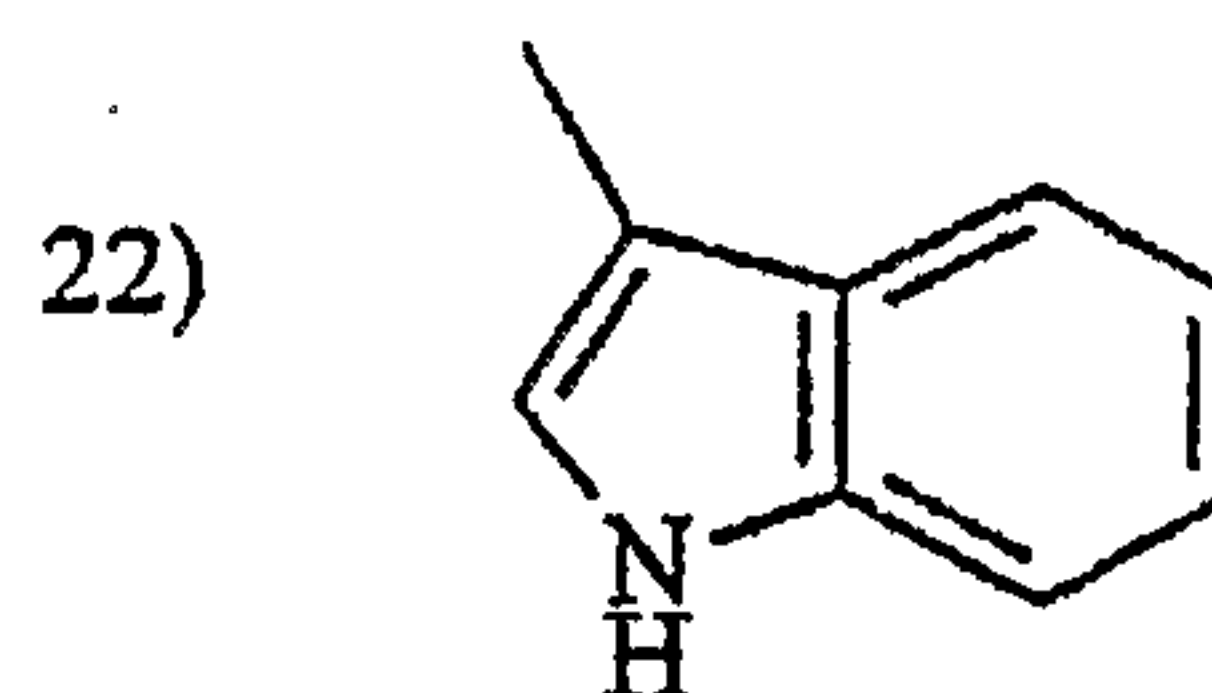
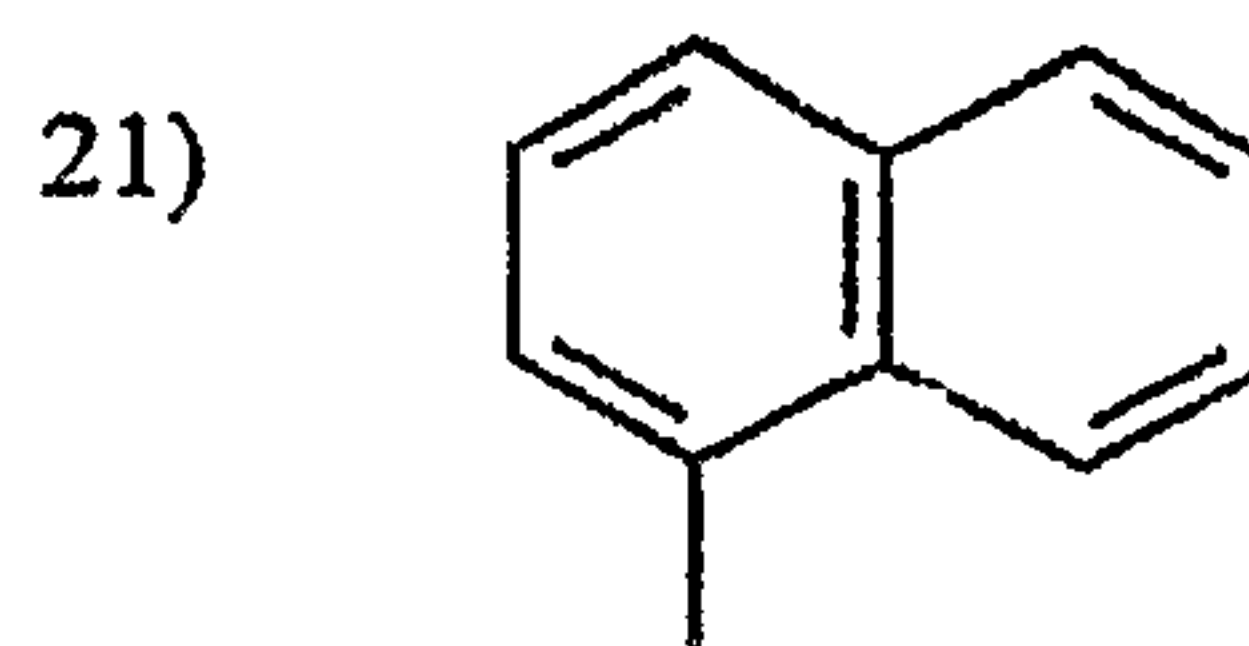
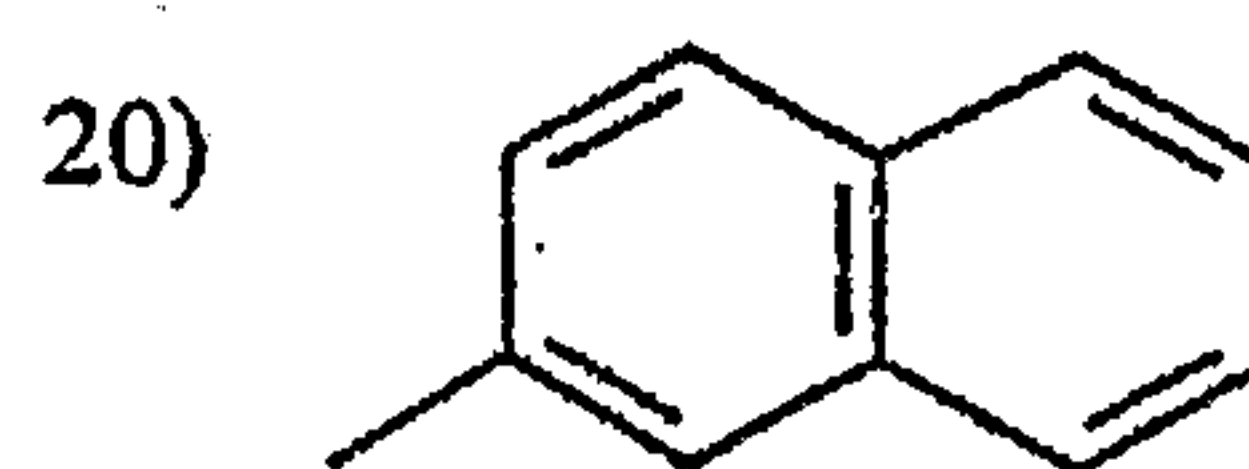
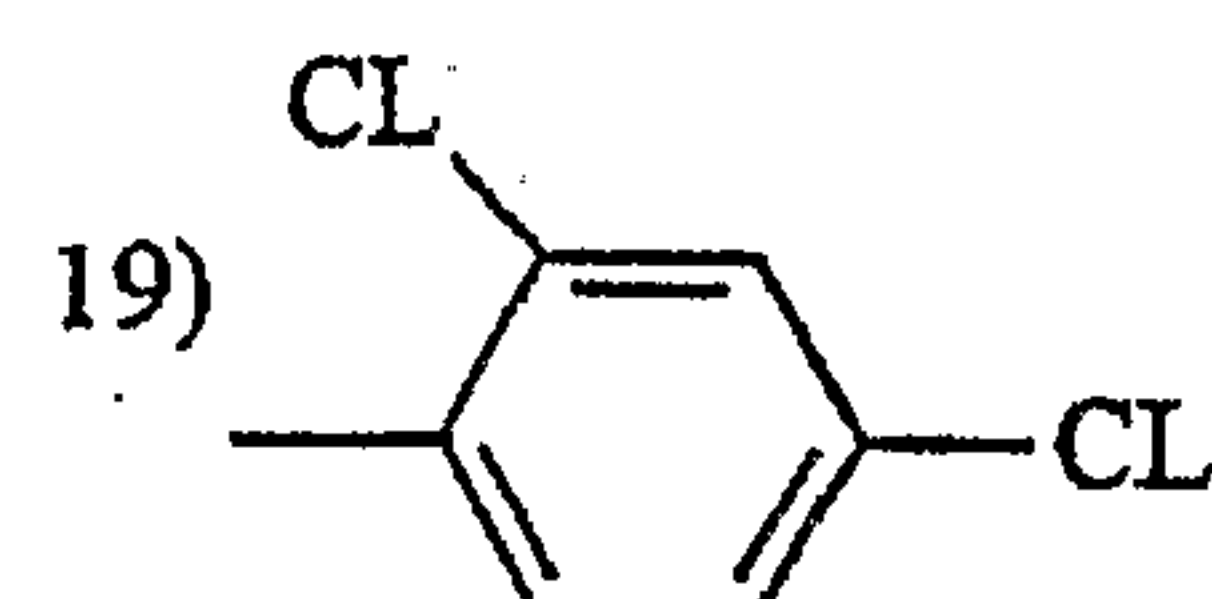
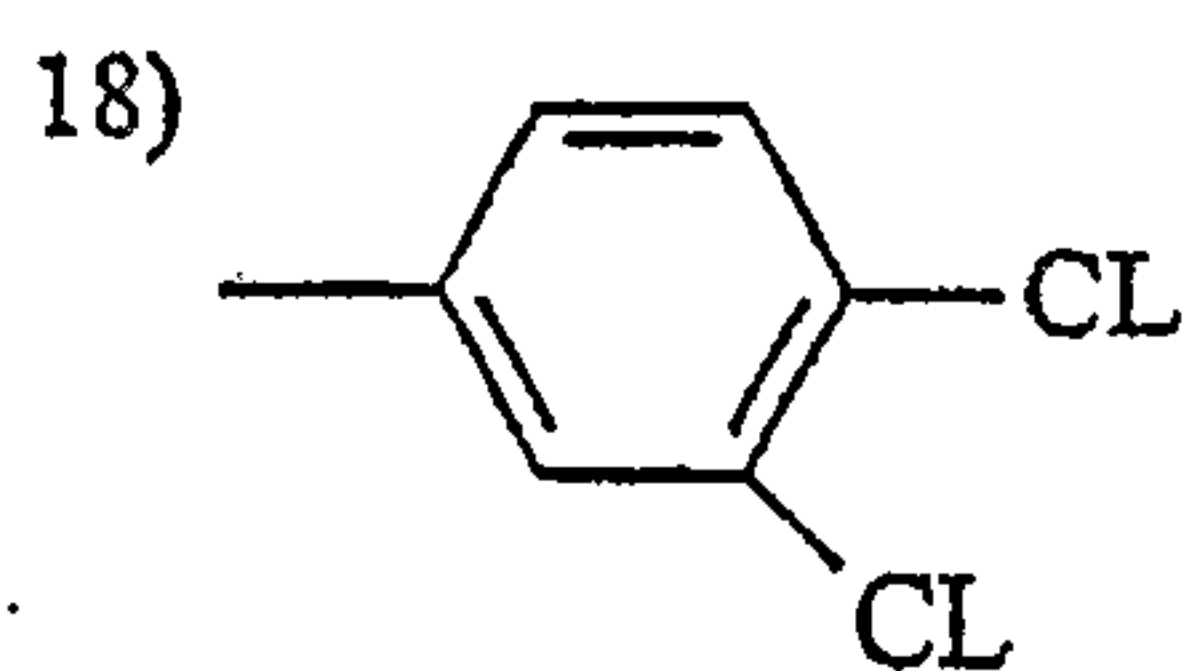
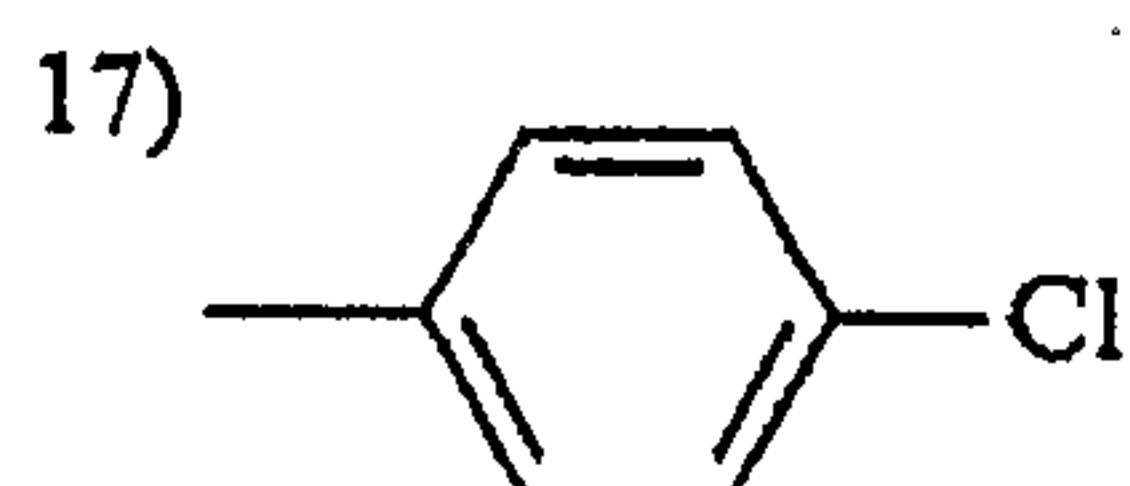
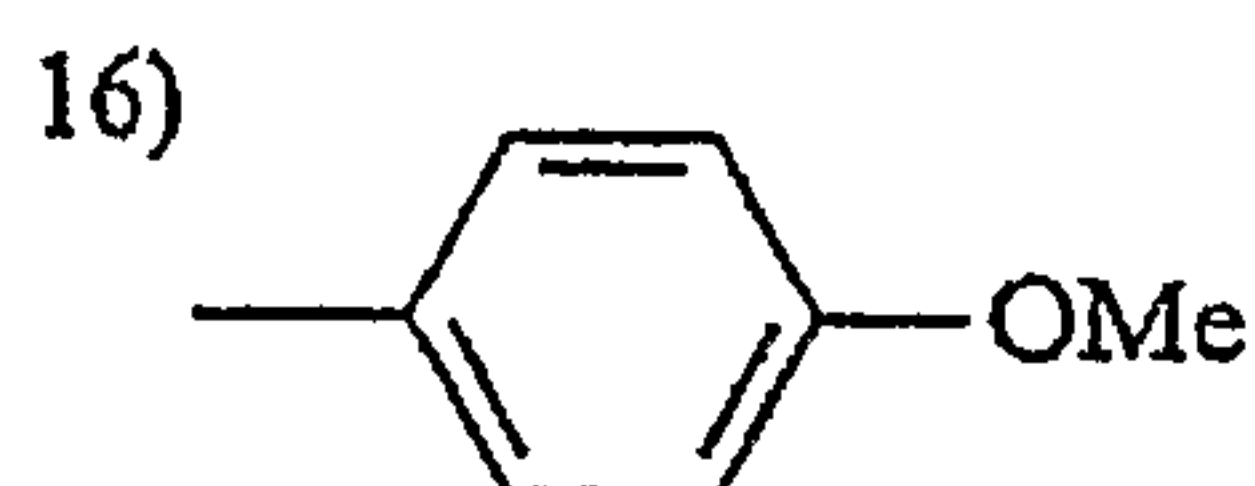
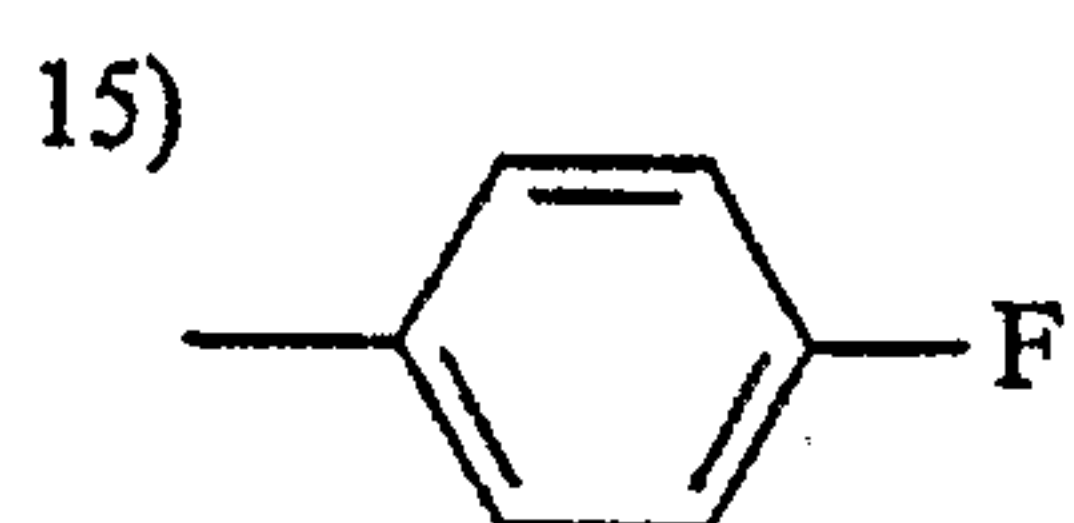
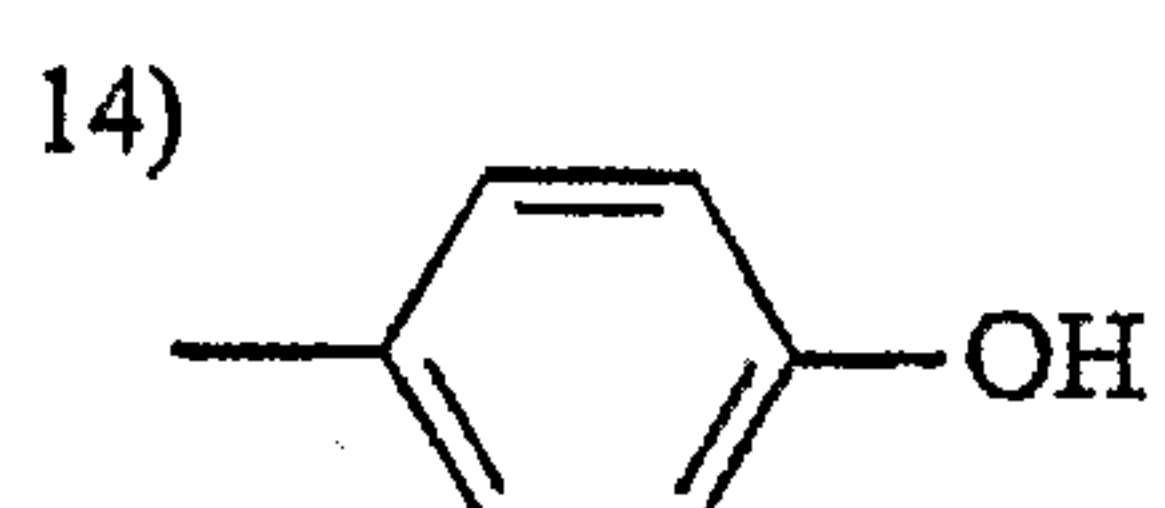
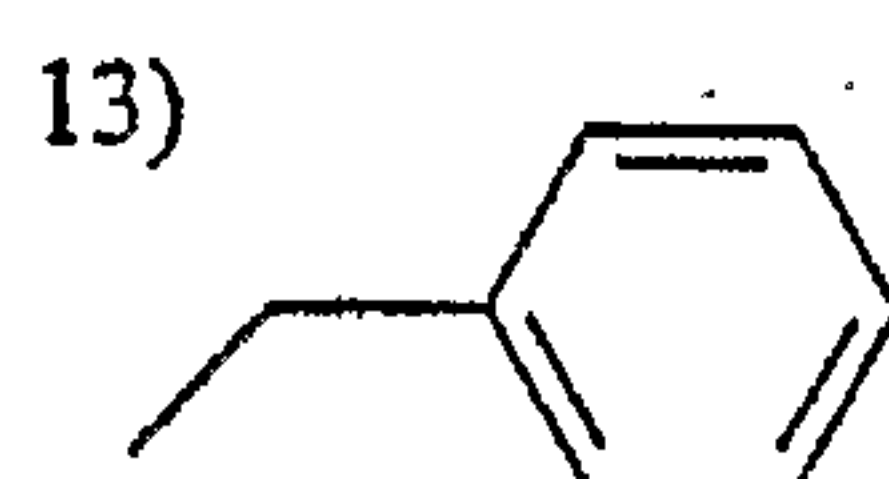
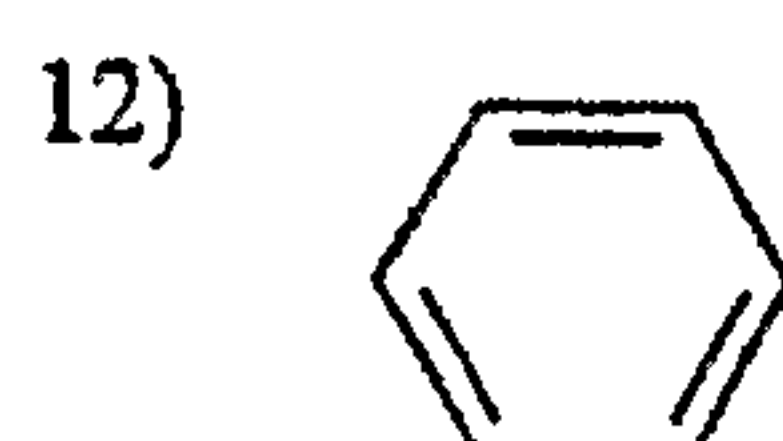
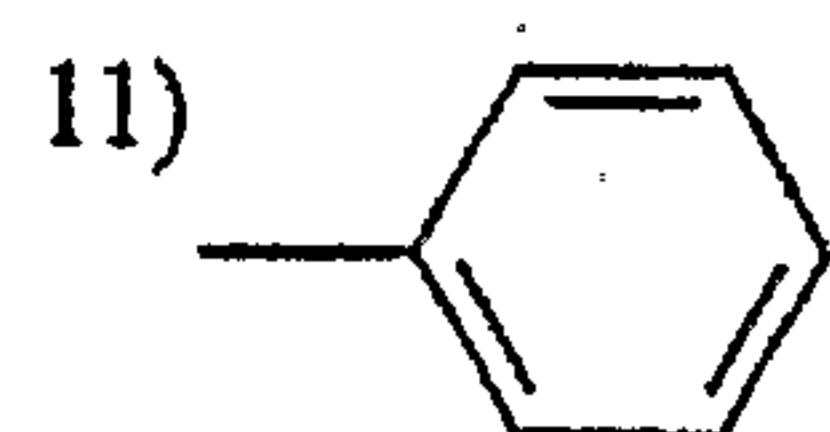
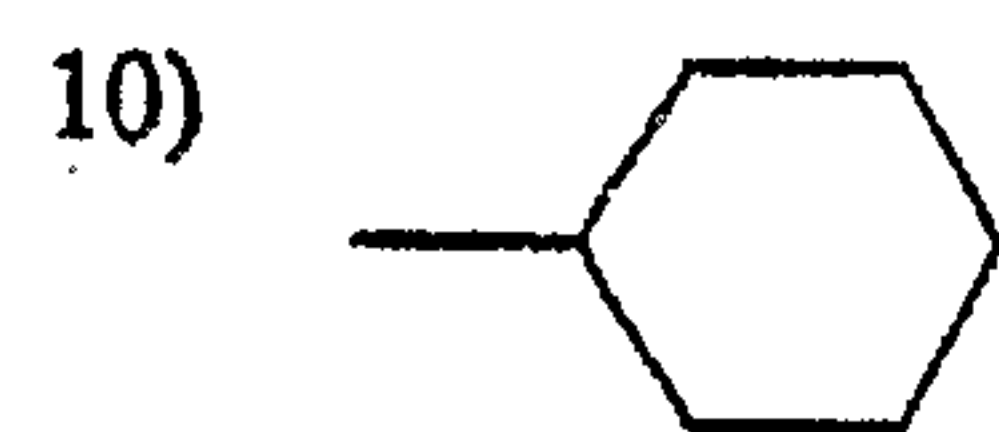
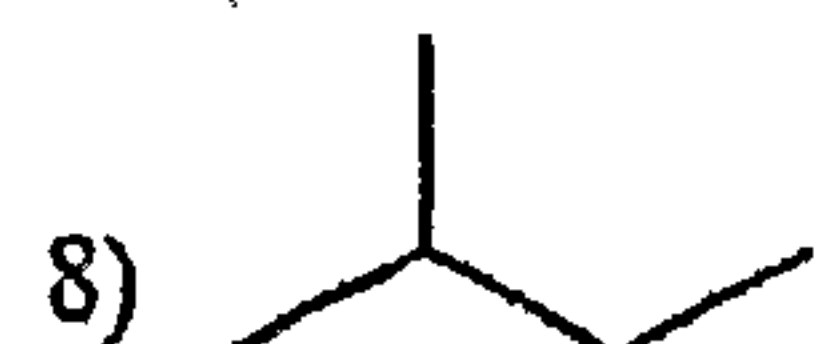
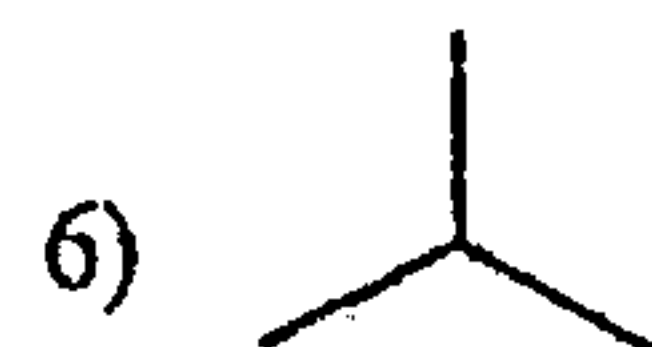
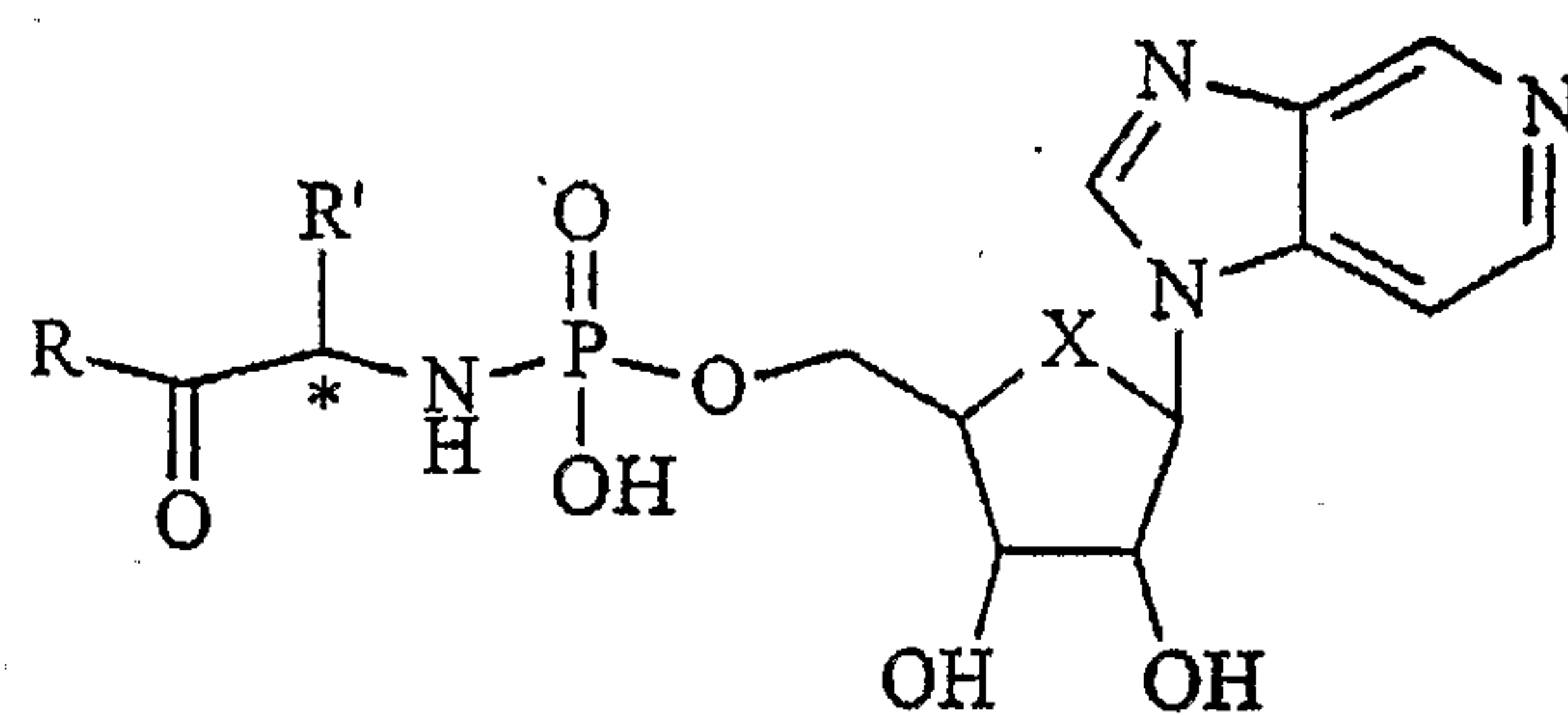
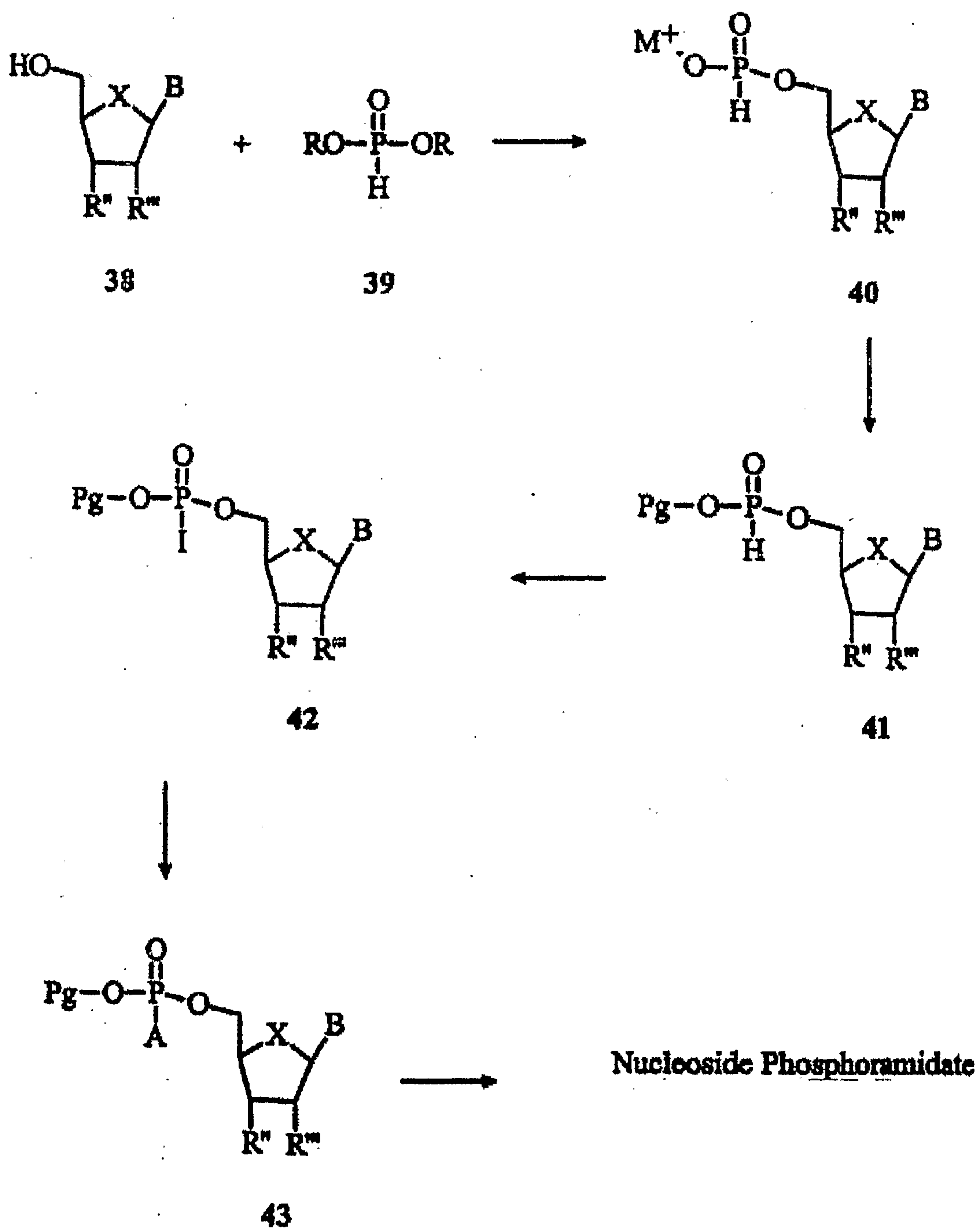
1) CH_3 2) CH_2CH_3 

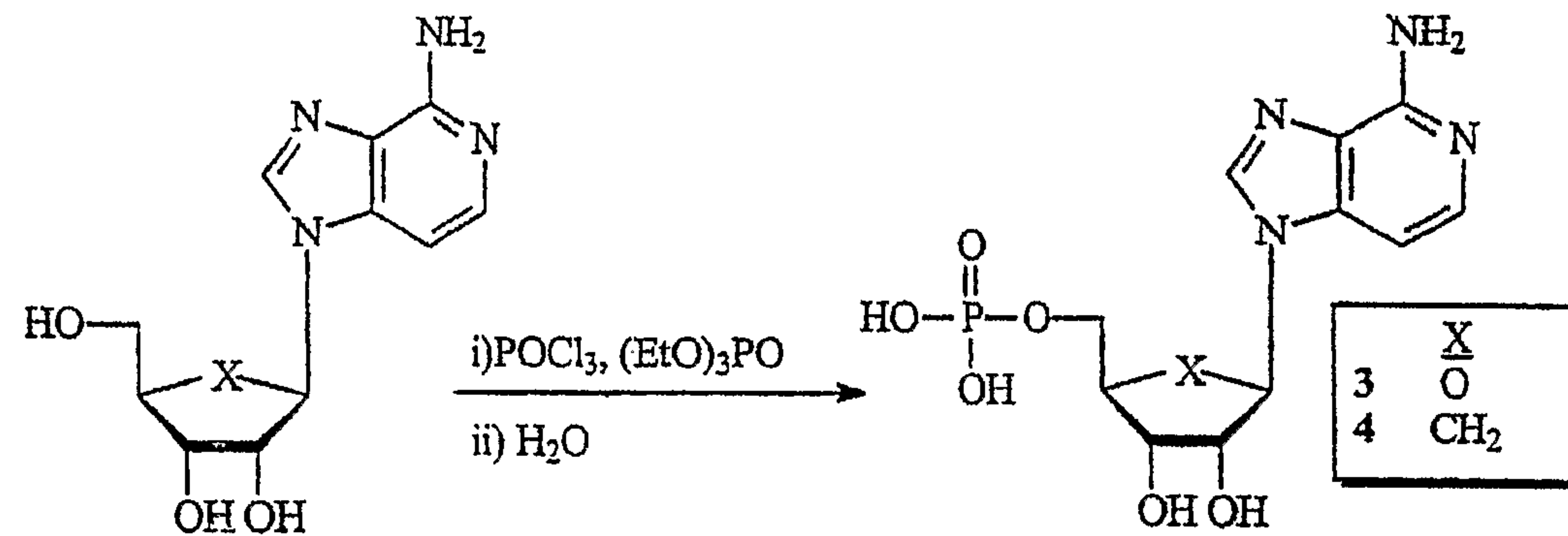
FIGURE 3



Compound	R	R'	X	*
5	methoxy	benzyl	O	(S)
6	methoxy	3-indolylmethyl	O	(S)
7	methoxy	benzyl	CH ₂	(S)
14	methylamino	benzyl	O	(S)
16	methylamino	3-indolymethyl	O	(S)

Figure 4

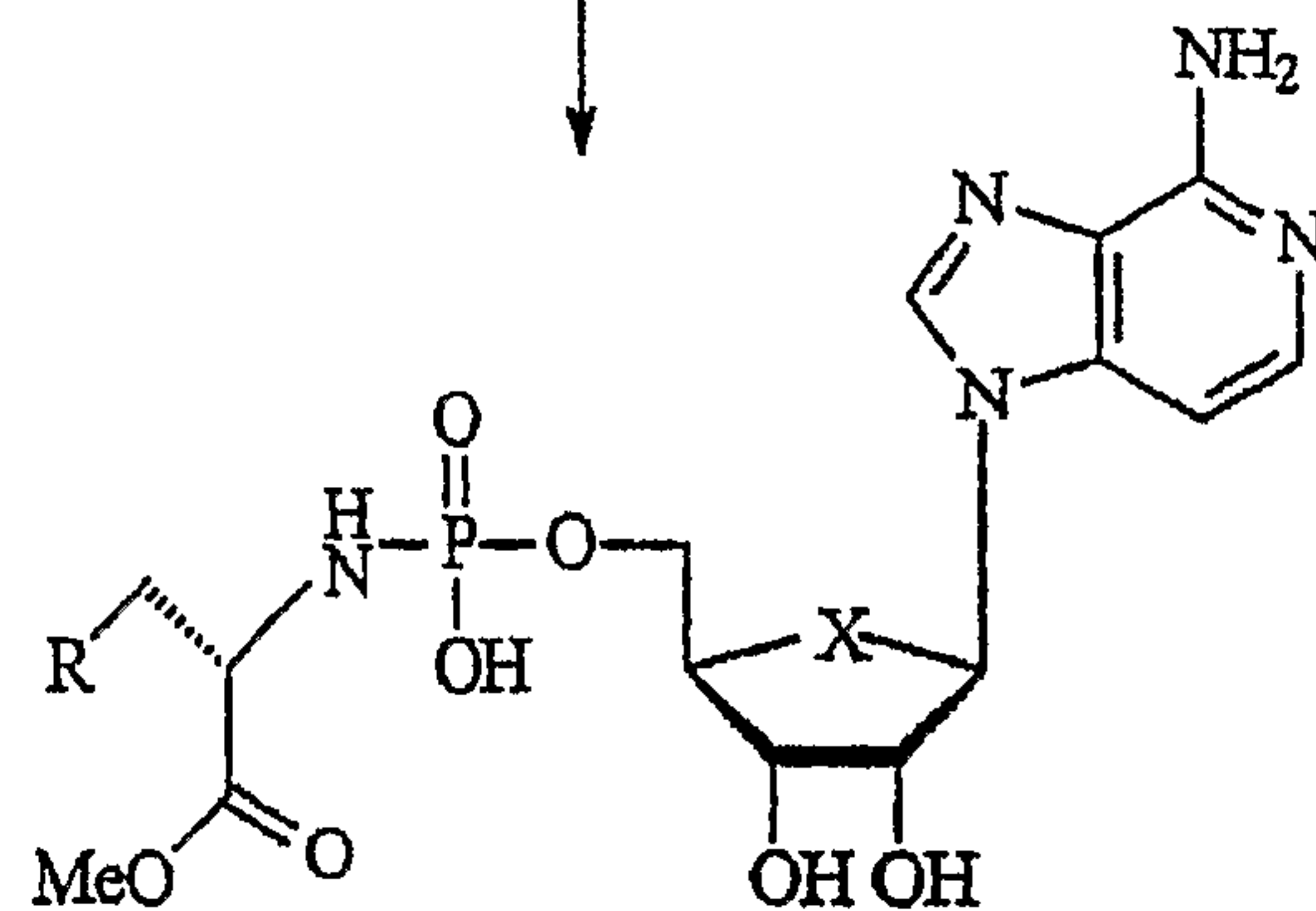
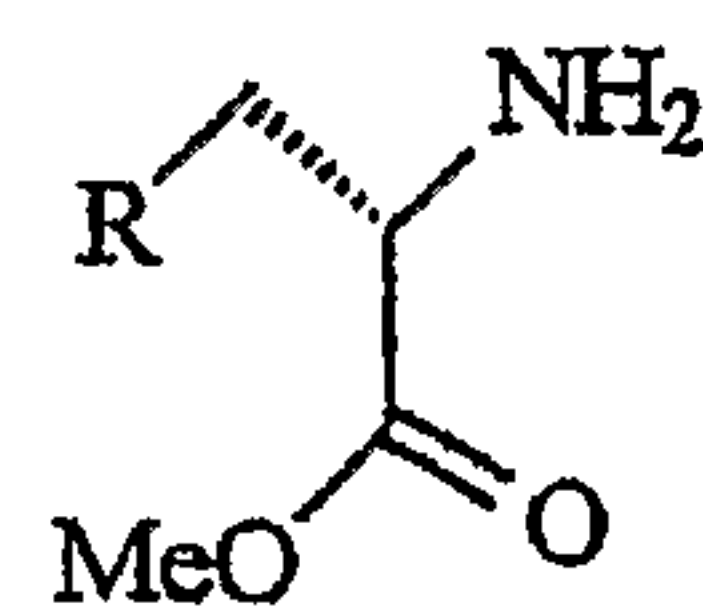




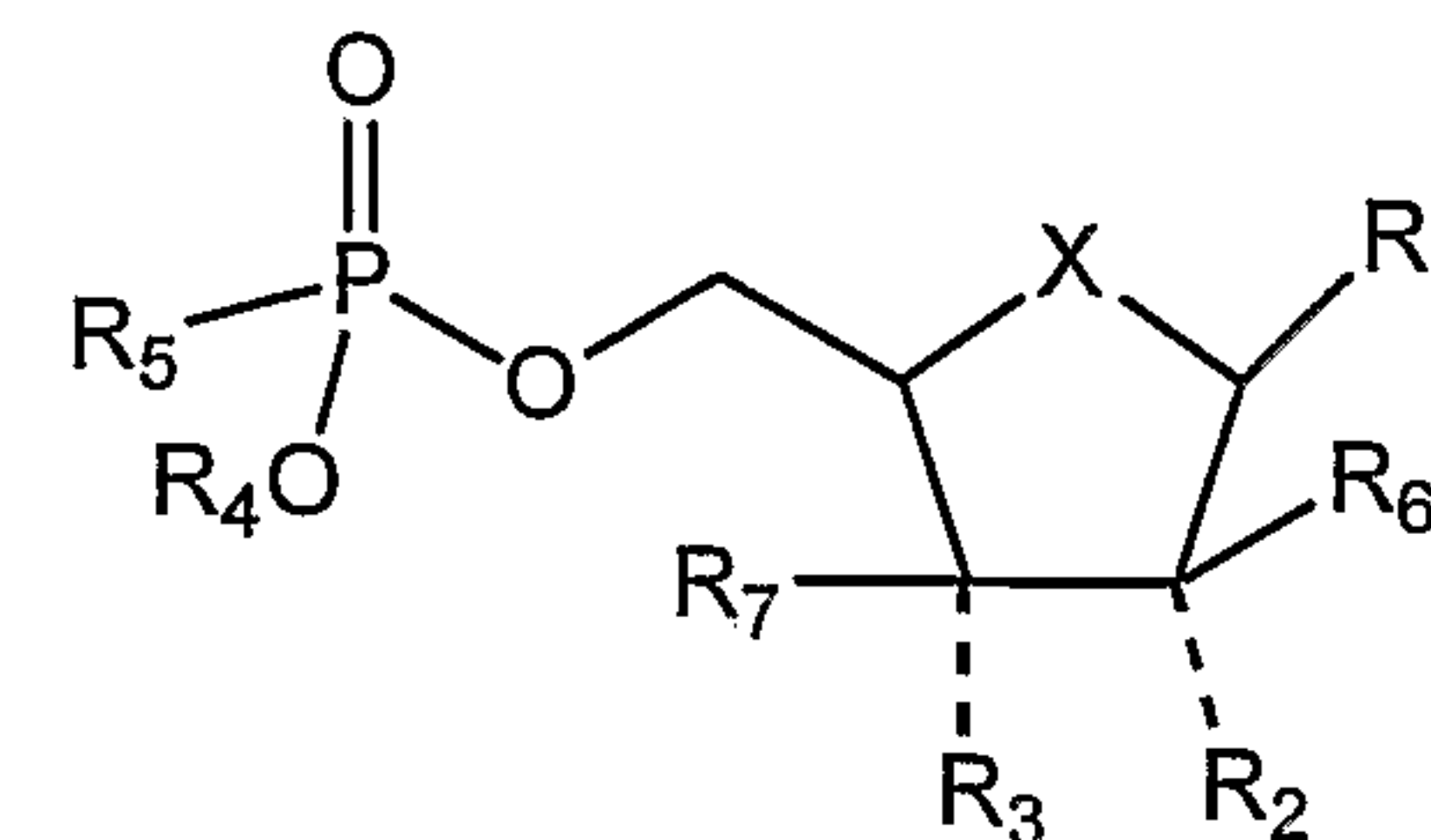
	X
1	O
2	CH ₂

	X
3	O
4	CH ₂

DCC, ^tBuOH, H₂O
reflux



	X	R
5	O	phenyl
6	O	3-indolyl
7	CH ₂	phenyl



(I)