

[54] **HAND HELD MUSICAL STRING VIBRATION INITIATOR AND SUSTAINER**

2,455,567	12/1948	Armond .....	84/1.16
3,290,425	12/1966	Stobaugh .....	84/1.16
3,763,736	10/1973	Williams .....	84/1.15 X

[76] Inventor: **Gregory S. Heet**, 611 Duscommun St., Los Angeles, Calif. 90012

*Primary Examiner*—Joel Stearman  
*Assistant Examiner*—J. Corrigan  
*Attorney, Agent, or Firm*—Roger W. Blakely, Jr.

[\*\*] Term: **14 Years**

[21] Appl. No.: **717,507**

[57] **CLAIM**

[22] Filed: **Aug. 24, 1976**

The ornamental design for a hand held musical instrument vibration initiator and sustainer, substantially as shown.

[51] Int. Cl. .... **D17-03**

[52] U.S. Cl. .... **D56/1 A; D6/201**

[58] Field of Search ..... **84/1.14-1.16, 84/312, DIG. 10, DIG. 20, DIG. 24; 179/1 M; D56/1 R, 1 A; D6/200, 201**

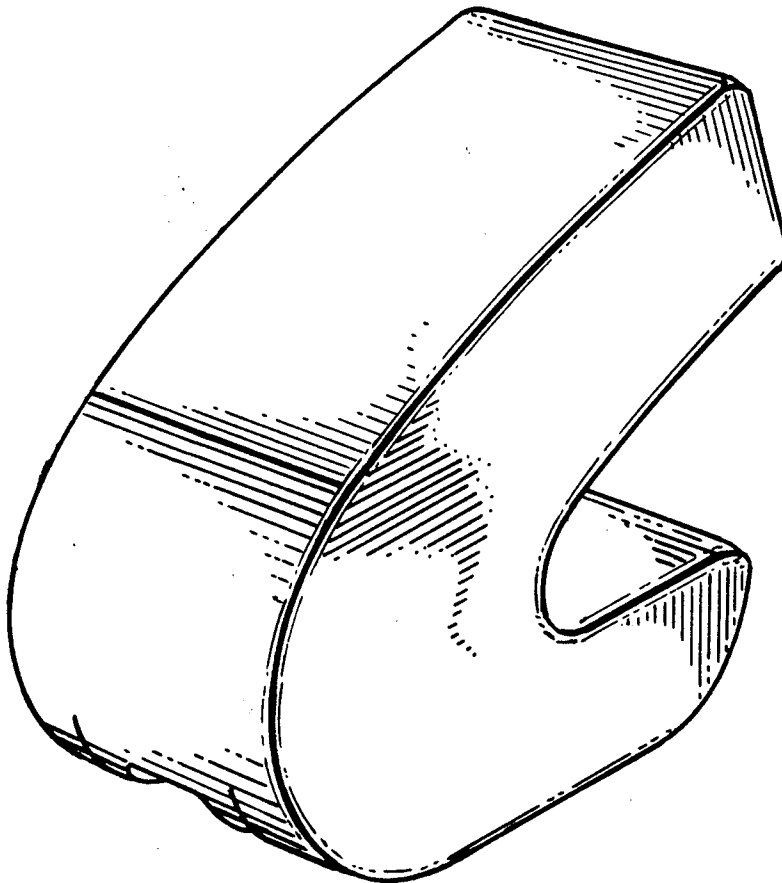
**DESCRIPTION**

FIG. 1 is a front and right side perspective view of a hand held musical instrument string vibration initiator and sustainer showing my new design;  
FIG. 2 is a front elevational view;  
FIG. 3 is a left side elevational view;  
FIG. 4 is a rear elevational view;  
FIG. 5 is a top plan view; and  
FIG. 6 is a bottom plan view.

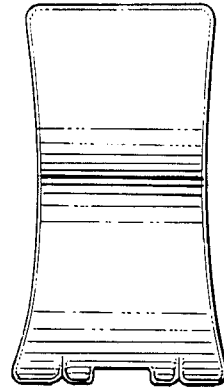
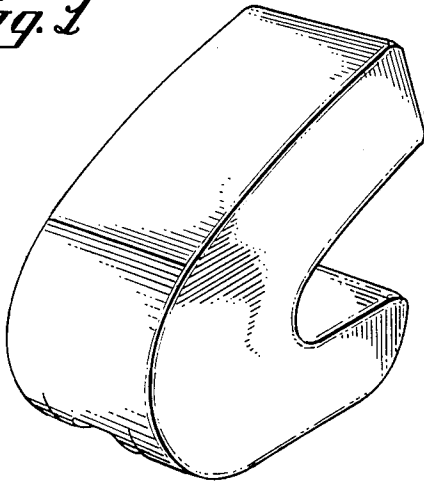
[56] **References Cited**

**U.S. PATENT DOCUMENTS**


D. 201,492	6/1965	Jacobson .....	D6/201
2,229,189	1/1941	Rice .....	84/1.16



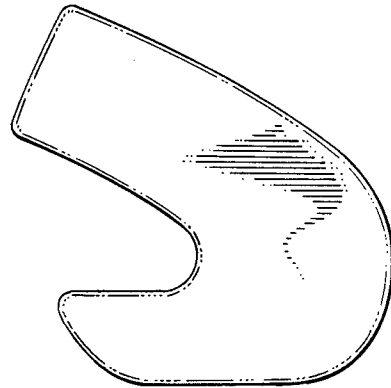
*Fig. 1*




*Fig. 2*



*Fig. 4*



*Fig. 3*



*Fig. 6*



*Fig. 5*