

No. 723,284.

PATENTED MAR. 24, 1903.

E. A. KRAUT & H. FISCHER.

CURTAIN FIXTURE.

APPLICATION FILED JUNE 11, 1901.

NO MODEL.

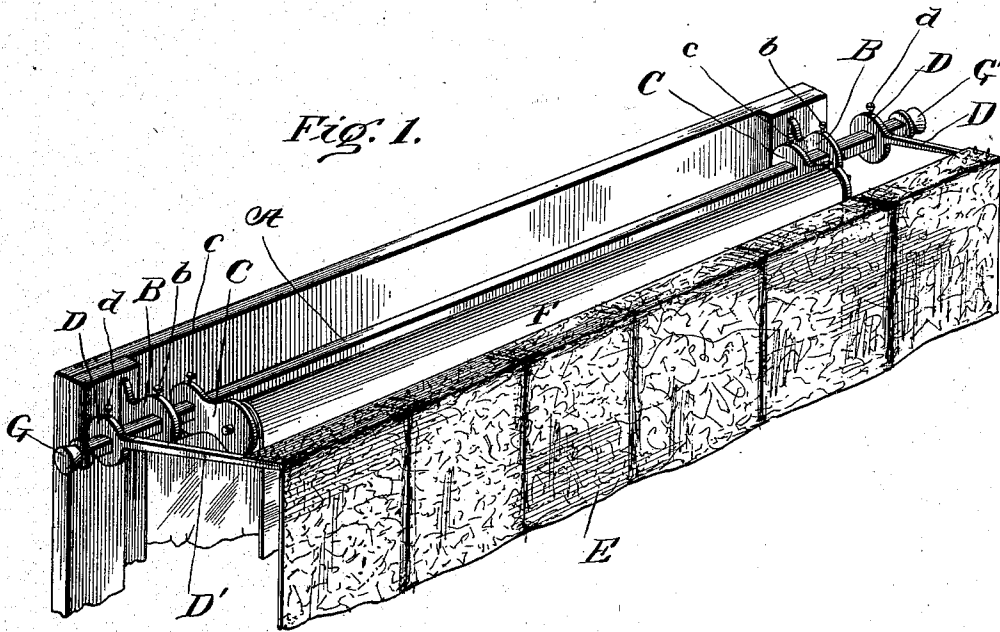


Fig. 1.

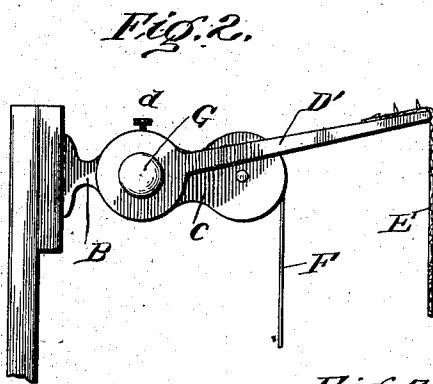


Fig. 2.

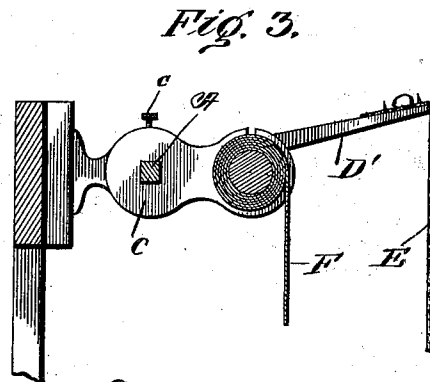


Fig. 3.

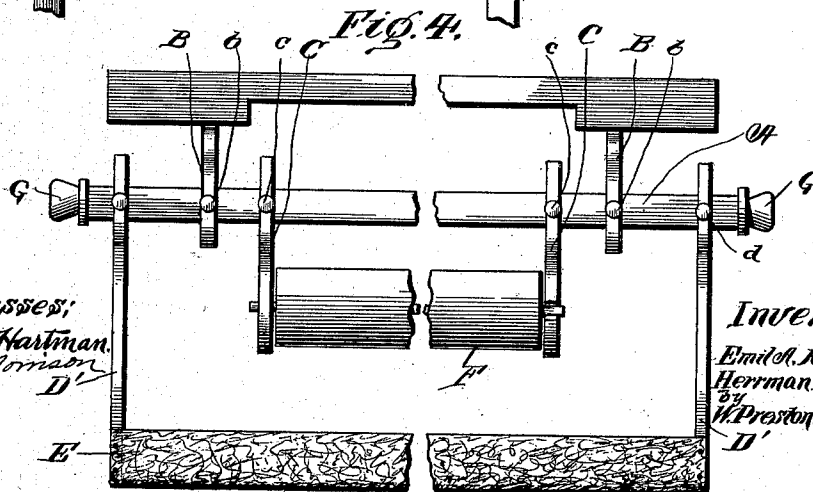


Fig. 4.

Witnesses:
 Fred J. Hartman.
 L. S. Morrison.
 D'

Inventors:
 Emiel Kraut.
 Herrman Fischer.
 by W. Preston Williamson.
 D' atty.

UNITED STATES PATENT OFFICE.

EMIL A. KRAUT AND HERRMAN FISCHER, OF WEST MANCHESTER,
NEW HAMPSHIRE.

CURTAIN-FIXTURE.

SPECIFICATION forming part of Letters Patent No. 723,284, dated March 24, 1903.

Application filed June 11, 1901. Serial No. 64,089. (No model.)

To all whom it may concern:

Be it known that we, EMIL A. KRAUT and HERRMAN FISCHER, citizens of the United States, residing at West Manchester, county of Hillsboro, and State of New Hampshire, have invented a certain new and useful Improvement in Curtain-Fixtures, of which the following is a specification.

Our invention relates to new and useful improvements in curtain-fixtures, and has for its object to provide an attachment which can be secured to the frame of the window, and this attachment carries a supporting-rod, and this supporting-rod has sleeved upon it fixtures for supporting the roller-shade and lace curtains, both the fixtures for the roller-shade and the lace curtains being adjustable longitudinally of said rod.

With these ends in view this invention consists in the details of construction and combination of elements hereinafter set forth and then specifically designated by the claim.

In order that those skilled in the art to which this invention appertains may understand how to make and use the same, the construction and operation will now be described in detail, referring to the accompanying drawings, forming a part of this specification, in which—

Figure 1 is a perspective view of our attachment, showing portions of the roller-shade and lace curtains attached thereto. Fig. 2 is an end elevation of the same. Fig. 3 is a cross-section, and Fig. 4 a plan view, of the attachment, the center of the same being broken away.

In carrying out our invention as here embodied, A represents a supporting-rod, which is preferably made square in cross-section.

B represents brackets through which the rod protrudes and is supported. These brackets being screwed or otherwise secured to the window-casing, set-screws *b*, threaded through the brackets and bearing against the supporting-rod A, serve to prevent the supporting-rod from sliding longitudinally within the brackets.

C represents roller-shade fixtures, one end of which is sleeved upon the supporting-rod A and is thereby adjustable along said rod. Set-screws *c*, threaded through the fixtures

and bearing against the rod, serve to hold said fixtures in place. The forward end of the fixtures have the usual bearings for holding spring shade-rollers F.

D represents lace-curtain fixtures, which are also sleeved upon the supporting-rod A, and are thereby adjustable along the same set-screws *d*, threaded through the fixture and bearing against the rod A, serving to hold these fixtures in place upon the rod.

D' represents arms formed with or secured to the enlarged portion of the lace-curtain fixture which encircles the rod A, and these arms extend forward, and to their outer ends are adapted to be secured the lace curtains E. The lace curtains are suspended from the arms D' in any suitable manner. The ends of the supporting-rod A may have secured thereon ornamental removable caps or knobs G.

The advantages of our invention are that we provide supporting-brackets for both the spring shade-roller and lace curtains which will be very neat in appearance and yet consist of exceedingly few parts, which will enable the same to be manufactured at comparatively small cost, and by having both the spring shade-roller and lace-curtain fixture secured upon the same rod the attachment will be very compact, and thereby durable; but the principal advantage of our invention is the adjustability of the fixtures along the supporting-rod, which thereby provides for the use of spring shade-rollers which might otherwise be too wide for the window and also facilitate the putting up of shades, because by means of the adjustability the fixtures can be set to a small fraction of an inch, and thereby overcome the disadvantages when the fixtures themselves have to be secured to the window-casing and if not placed in exactly the right position will bend the roller, so as to prevent the free working of the same, or be too wide apart and allow the roller to fall, and the advantage of making the lace-curtain supports also adjustable is that different widths of lace curtains can be used, and the lace curtains can be spread as desired.

Of course we do not wish to be limited to the exact construction here shown, as slight

55

60

65

70

75

80

85

90

95

100

modifications could be made without departing from the spirit of our invention.

Having thus fully described our invention, what we claim as new and useful is—

- 5 In a curtain-fixtue, brackets having apertures secured to a wall, a rod supported by the brackets and having ornamental removable knobs on the ends, shade-roller brackets suitably mounted on the rod, curtain-supporting arms having spurs on their upper
10 outer ends formed integral with the arm for attaching a curtain and holding it in its

proper position, said arms being adjustable on the rod and extending beyond the shade-roller as and for the purpose described. 15

In testimony whereof we have hereunto affixed our signatures in the presence of two subscribing witnesses.

EMIL A. KRAUT.
HERRMAN FISCHER.

Witnesses:

HERMAN RÖDELSPERGER,
ROBERT RENKEN.